

Portimao 4.592 m

1 / 2

Acerbis Portuguese Round, 6-8 September 2019

Results Warm Up

No.	Rider	Nat	Team	Bike	Class	Time	Gap	Rel.	Laps	Speed	
										Avg	Max
1	19 A. BAUTISTA	ESP	ARUBA.IT Racing - Ducati	Ducati Panigale V4 R		1'41.268			8	163,242	307,0
2	1 J. REA	GBR	Kawasaki Racing Team WorldSBK	Kawasaki ZX-10RR		1'41.312	0.044	0.044	7	163,171	307,8
3	54 T. RAZGATLIOGLU	TUR	Turkish Puccetti Racing	Kawasaki ZX-10RR	IND	1'41.490	0.222	0.178	8	162,885	308,7
4	60 M. VAN DER MARK	NED	Pata Yamaha WorldSBK Team	Yamaha YZF R1		1'41.923	0.655	0.433	8	162,193	308,7
5	76 L. BAZ	FRA	Ten Kate Racing - Yamaha	Yamaha YZF R1	IND	1'42.081	0.813	0.158	8	161,942	304,4
6	91 L. HASLAM	GBR	Kawasaki Racing Team WorldSBK	Kawasaki ZX-10RR		1'42.089	0.821	0.008	7	161,929	307,0
7	22 A. LOWES	GBR	Pata Yamaha WorldSBK Team	Yamaha YZF R1		1'42.094	0.826	0.005	8	161,921	308,7
8	28 M. REITERBERGER	GER	BMW Motorrad WorldSBK Team	BMW S1000 RR		1'42.160	0.892	0.066	8	161,817	304,4
9	7 C. DAVIES	GBR	ARUBA.IT Racing - Ducati	Ducati Panigale V4 R		1'42.173	0.905	0.013	8	161,796	317,8
10	66 T. SYKES	GBR	BMW Motorrad WorldSBK Team	BMW S1000 RR		1'42.211	0.943	0.038	6	161,736	302,7
11	21 M. RINALDI	ITA	BARNI Racing Team	Ducati Panigale V4 R	IND	1'42.241	0.973	0.030	8	161,689	303,5
12	11 S. CORTESE	GER	GRT Yamaha WorldSBK	Yamaha YZF R1	IND	1'42.364	1.096	0.123	8	161,494	304,4
13	50 E. LAVERTY	IRL	Team GoEleven	Ducati Panigale V4 R	IND	1'42.395	1.127	0.031	6	161,445	311,4
14	33 M. MELANDRI	ITA	GRT Yamaha WorldSBK	Yamaha YZF R1	IND	1'42.453	1.185	0.058	8	161,354	305,2
15	81 J. TORRES	ESP	Team Pedercini Racing	Kawasaki ZX-10RR	IND	1'42.745	1.477	0.292	8	160,895	296,1
16	36 L. MERCADO	ARG	Orelac Racing VerdNatura	Kawasaki ZX-10RR	IND	1'43.024	1.756	0.279	8	160,460	303,5
17	13 T. TAKAHASHI	JPN	Moriwaki Althea Honda Team	Honda CBR1000RR		1'43.284	2.016	0.260	8	160,056	296,1
18	20 S. BARRIER	FRA	Brixx Performance	Ducati Panigale V4 R	IND	1'43.702	2.434	0.418	8	159,411	301,8
19	23 R. KIYONARI	JPN	Moriwaki Althea Honda Team	Honda CBR1000RR		1'43.800	2.532	0.098	8	159,260	293,7
20	52 A. DELBIANCO	ITA	Althea Mie Racing Team	Honda CBR1000RR	IND	1'44.914	3.646	1.114	7	157,569	293,7

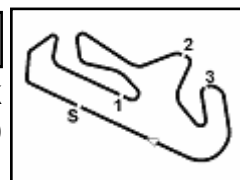
AIR	Humidity:	62%	Temp:	25°C
TRACK	Condition:	Dry	Temp:	30°C

Records	Pole (SP)	2019 J.Rea	1'40.372	164,700	Km/h
	Race (RC1)	2019 J.Rea	1'41.418	163,000	Km/h
	All Times (SP)	2019 J.Rea	1'40.372	164,700	Km/h

Start 08/09/2019 09:00 End 09:16 The results are provisional until the end of the time limit for protests and appeals and the completion of the technical checks.

These data/results cannot be reproduced, stored and/or transmitted in whole or in part by any manner of electronic, mechanical, photocopying, recording, broadcasting or otherwise now known or herein after developed without the previous express consent by the copyright owner, except for reproduction in daily press and regular printed publications on sale to the public within 60 days of the event related to those data/results and always provided that copyright symbol appears together as follows below.

© DORNA WSBK ORGANIZATION Srl 2019



Acerbis Portuguese Round, 6-8 September 2019

Results Warm Up

Session Highlights

Local Time	No. Rider	Description
09.00.00		Start
09.00.05		WorldSBK Pit Intervention Time: 59secs
09.08.17	21 M. RINALDI	On Asphalt - Re-Joined - Turn 3
09.16.43		End Of Session

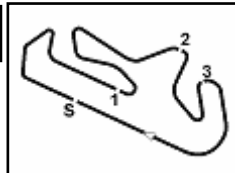
Fastest Laps Sequence

No.	Rider	Nat	Team	Bike	Local Time	Time	Gap	Avg
50	E. LAVERTY	IRL	Team GoEleven	Ducati Panigale V4 R	09:03'32.704	1'42.896		160,659
91	L. HASLAM	GBR	Kawasaki Racing Team WorldSBK	Kawasaki ZX-10RR	09:03'35.431	1'42.853	-0.043	160,726
54	T. RAZGATLIOGLU	TUR	Turkish Puccetti Racing	Kawasaki ZX-10RR	09:03'49.013	1'42.472	-0.381	161,324
1	J. REA	GBR	Kawasaki Racing Team WorldSBK	Kawasaki ZX-10RR	09:04'38.729	1'41.677	-0.795	162,585
19	A. BAUTISTA	ESP	ARUBA.IT Racing - Ducati	Ducati Panigale V4 R	09:05'29.140	1'41.268	-0.409	163,242

08/09/2019 Start End The results are provisional until the end of the time limit for protests and appeals
09:00 09:16 and the completion of the technical checks.

These data/results cannot be reproduced, stored and/or transmitted in whole or in part by any manner of electronic, mechanical, photocopying, recording, broadcasting or otherwise now known or herein after developed without the previous express consent by the copyright owner, except for reproduction in daily press and regular printed publications on sale to the public within 60 days of the event related to those data/results and always provided that copyright symbol appears together as follows below.

© DORNA WSBK ORGANIZATION Srl 2019



Portimao 4.592 m

Acerbis Portuguese Round, 6-8 September 2019 Best Sectors & Speed Warm Up

BEST LAP		
1	19 A. BAUTISTA	Ducati Panigale V4 R 1'41.268
2	1 J. REA	Kawasaki ZX-10RR 1'41.312
3	54 T. RAZGATLIOGLU	Kawasaki ZX-10RR 1'41.490
4	60 M. VAN DER MARK	Yamaha YZF R1 1'41.923
5	76 L. BAZ	Yamaha YZF R1 1'42.081
6	91 L. HASLAM	Kawasaki ZX-10RR 1'42.089
7	22 A. LOWES	Yamaha YZF R1 1'42.094
8	28 M. REITERBERGER	BMW S1000 RR 1'42.160
9	7 C. DAVIES	Ducati Panigale V4 R 1'42.173
10	66 T. SYKES	BMW S1000 RR 1'42.211
11	21 M. RINALDI	Ducati Panigale V4 R 1'42.241
12	11 S. CORTESE	Yamaha YZF R1 1'42.364
13	50 E. LAVERTY	Ducati Panigale V4 R 1'42.395
14	33 M. MELANDRI	Yamaha YZF R1 1'42.453
15	81 J. TORRES	Kawasaki ZX-10RR 1'42.745
16	36 L. MERCADO	Kawasaki ZX-10RR 1'43.024
17	13 T. TAKAHASHI	Honda CBR1000RR 1'43.284
18	20 S. BARRIER	Ducati Panigale V4 R 1'43.702
19	23 R. KIYONARI	Honda CBR1000RR 1'43.800
20	52 A. DELBIANCO	Honda CBR1000RR 1'44.914

SPEED		
1	7 C. DAVIES	Ducati Panigale V4 R 317,8
2	50 E. LAVERTY	Ducati Panigale V4 R 311,4
3	54 T. RAZGATLIOGLU	Kawasaki ZX-10RR 308,7
4	60 M. VAN DER MARK	Yamaha YZF R1 308,7
5	22 A. LOWES	Yamaha YZF R1 308,7
6	1 J. REA	Kawasaki ZX-10RR 307,8
7	19 A. BAUTISTA	Ducati Panigale V4 R 307,0
8	91 L. HASLAM	Kawasaki ZX-10RR 307,0
9	33 M. MELANDRI	Yamaha YZF R1 305,2
10	76 L. BAZ	Yamaha YZF R1 304,4
11	11 S. CORTESE	Yamaha YZF R1 304,4
12	28 M. REITERBERGER	BMW S1000 RR 304,4
13	36 L. MERCADO	Kawasaki ZX-10RR 303,5
14	21 M. RINALDI	Ducati Panigale V4 R 303,5
15	66 T. SYKES	BMW S1000 RR 302,7
16	20 S. BARRIER	Ducati Panigale V4 R 301,8
17	13 T. TAKAHASHI	Honda CBR1000RR 296,1
18	81 J. TORRES	Kawasaki ZX-10RR 296,1
19	23 R. KIYONARI	Honda CBR1000RR 293,7
20	52 A. DELBIANCO	Honda CBR1000RR 293,7

SEG. 1			SEG. 2			SEG. 3			SEG. 4		
1	7 C. DAVIES	31.829	1	1 J. REA	30.098	1	1 J. REA	20.100	1	19 A. BAUTISTA	18.836
2	19 A. BAUTISTA	31.832	2	22 A. LOWES	30.282	2	66 T. SYKES	20.125	2	22 A. LOWES	18.844
3	54 T. RAZGATLIOGLU	31.945	3	54 T. RAZGATLIOGLU	30.343	3	54 T. RAZGATLIOGLU	20.154	3	60 M. VAN DER MARK	18.886
4	60 M. VAN DER MARK	32.037	4	19 A. BAUTISTA	30.400	4	28 M. REITERBERGER	20.182	4	1 J. REA	18.915
5	1 J. REA	32.056	5	66 T. SYKES	30.402	5	19 A. BAUTISTA	20.200	5	54 T. RAZGATLIOGLU	18.944
6	22 A. LOWES	32.099	6	81 J. TORRES	30.423	6	76 L. BAZ	20.213	6	11 S. CORTESE	18.946
7	91 L. HASLAM	32.189	7	76 L. BAZ	30.484	7	33 M. MELANDRI	20.256	7	76 L. BAZ	18.962
8	33 M. MELANDRI	32.209	8	36 L. MERCADO	30.502	8	81 J. TORRES	20.257	8	28 M. REITERBERGER	18.973
9	76 L. BAZ	32.222	9	7 C. DAVIES	30.513	9	50 E. LAVERTY	20.268	9	91 L. HASLAM	19.024
10	28 M. REITERBERGER	32.230	10	28 M. REITERBERGER	30.530	10	60 M. VAN DER MARK	20.270	10	13 T. TAKAHASHI	19.061
11	50 E. LAVERTY	32.255	11	91 L. HASLAM	30.554	11	91 L. HASLAM	20.277	11	81 J. TORRES	19.074
12	21 M. RINALDI	32.271	12	60 M. VAN DER MARK	30.561	12	21 M. RINALDI	20.299	12	21 M. RINALDI	19.110
13	11 S. CORTESE	32.343	13	21 M. RINALDI	30.561	13	22 A. LOWES	20.339	13	36 L. MERCADO	19.114
14	66 T. SYKES	32.403	14	50 E. LAVERTY	30.562	14	11 S. CORTESE	20.348	14	33 M. MELANDRI	19.154
15	81 J. TORRES	32.442	15	11 S. CORTESE	30.647	15	7 C. DAVIES	20.369	15	66 T. SYKES	19.190
16	13 T. TAKAHASHI	32.599	16	13 T. TAKAHASHI	30.737	16	36 L. MERCADO	20.422	16	23 R. KIYONARI	19.191
17	36 L. MERCADO	32.632	17	20 S. BARRIER	30.751	17	23 R. KIYONARI	20.535	17	50 E. LAVERTY	19.193
18	20 S. BARRIER	32.651	18	33 M. MELANDRI	30.803	18	13 T. TAKAHASHI	20.559	18	7 C. DAVIES	19.241
19	23 R. KIYONARI	32.832	19	23 R. KIYONARI	31.036	19	20 S. BARRIER	20.613	19	52 A. DELBIANCO	19.329
20	52 A. DELBIANCO	33.191	20	52 A. DELBIANCO	31.208	20	52 A. DELBIANCO	20.748	20	20 S. BARRIER	19.396

08/09/2019

These data/results cannot be reproduced, stored and/or transmitted in whole or in part by any manner of electronic, mechanical, photocopying, recording, broadcasting or otherwise now known or herein after developed without the previous express consent by the copyright owner, except for reproduction in daily press and regular printed publications on sale to the public within 60 days of the event related to those data/results and always provided that copyright symbol appears together as follows below.

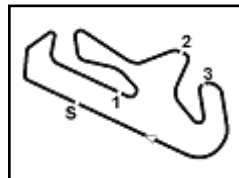
© DORNA WSBK ORGANIZATION Srl 2019

FICR PERUGIA TIMING


Official Tyre Supplier



Official Timekeeper



Portimao 4.592 m

Acerbis Portuguese Round, 6-8 September 2019

Ideal Times Warm Up

No.	Rider	Nat	Bike	Seg. 1	Seg. 2	Seg. 3	Seg. 4	Ideal Time		
				Diff. 1	Diff. 2	Diff. 3	Diff. 4	Best Lap	Pos.	Diff.
1	1 J. REA	GBR	Kawasaki ZX-10RR	32.056	30.098	20.100 +0.143	18.915	1'41.169 1'41.312	2	0.143
2	19 A. BAUTISTA	ESP	Ducati Panigale V4 R	31.832	30.400	20.200	18.836	1'41.268 1'41.268	1	
3	54 T. RAZGATLIOGLU	TUR	Kawasaki ZX-10RR	31.945	30.343	20.154 +0.040	18.944 +0.064	1'41.386 1'41.490	3	0.104
4	22 A. LOWES	GBR	Yamaha YZF R1	32.099 +0.105	30.282 +0.114	20.339 +0.163	18.844 +0.148	1'41.564 1'42.094	7	0.530
5	60 M. VAN DER MARK	NED	Yamaha YZF R1	32.037	30.561 +0.164	20.270 +0.005	18.886	1'41.754 1'41.923	4	0.169
6	76 L. BAZ	FRA	Yamaha YZF R1	32.222 +0.097	30.484 +0.103	20.213	18.962	1'41.881 1'42.081	5	0.200
7	28 M. REITERBERGER	GER	BMW S1000 RR	32.230	30.530 +0.013	20.182 +0.229	18.973 +0.003	1'41.915 1'42.160	8	0.245
8	7 C. DAVIES	GBR	Ducati Panigale V4 R	31.829 +0.129	30.513 +0.084	20.369	19.241 +0.008	1'41.952 1'42.173	9	0.221
9	91 L. HASLAM	GBR	Kawasaki ZX-10RR	32.189 +0.045	30.554	20.277	19.024	1'42.044 1'42.089	6	0.045
10	66 T. SYKES	GBR	BMW S1000 RR	32.403 +0.076	30.402	20.125	19.190 +0.015	1'42.120 1'42.211	10	0.091
11	81 J. TORRES	ESP	Kawasaki ZX-10RR	32.442	30.423 +0.199	20.257 +0.237	19.074 +0.113	1'42.196 1'42.745	15	0.549
12	21 M. RINALDI	ITA	Ducati Panigale V4 R	32.271	30.561	20.299	19.110	1'42.241 1'42.241	11	
13	50 E. LAVERTY	IRL	Ducati Panigale V4 R	32.255	30.562	20.268 +0.036	19.193 +0.081	1'42.278 1'42.395	13	0.117
14	11 S. CORTESE	GER	Yamaha YZF R1	32.343	30.647 +0.040	20.348 +0.040	18.946	1'42.284 1'42.364	12	0.080
15	33 M. MELANDRI	ITA	Yamaha YZF R1	32.209	30.803 +0.031	20.256	19.154	1'42.422 1'42.453	14	0.031
16	36 L. MERCADO	ARG	Kawasaki ZX-10RR	32.632 +0.205	30.502 +0.061	20.422 +0.088	19.114	1'42.670 1'43.024	16	0.354
17	13 T. TAKAHASHI	JPN	Honda CBR1000RR	32.599 +0.124	30.737 +0.079	20.559 +0.125	19.061	1'42.956 1'43.284	17	0.328
18	20 S. BARRIER	FRA	Ducati Panigale V4 R	32.651	30.751	20.613 +0.291	19.396	1'43.411 1'43.702	18	0.291
19	23 R. KIYONARI	JPN	Honda CBR1000RR	32.832	31.036	20.535 +0.082	19.191 +0.124	1'43.594 1'43.800	19	0.206
20	52 A. DELBIANCO	ITA	Honda CBR1000RR	33.191 +0.229	31.208 +0.135	20.748	19.329 +0.074	1'44.476 1'44.914	20	0.438
Overall Ideal Time				31.829	30.098	20.100	18.836	1'40.863		

08/09/2019

These data/results cannot be reproduced, stored and/or transmitted in whole or in part by any manner of electronic, mechanical, photocopying, recording, broadcasting or otherwise now known or herein after developed without the previous express consent by the copyright owner, except for reproduction in daily press and regular printed publications on sale to the public within 60 days of the event related to those data/results and always provided that copyright symbol appears together as follows below.

© DORNA WSBK ORGANIZATION Srl 2019

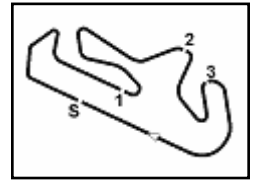
FICR PERUGIA TIMING



Official Tyre Supplier



Official Timekeeper



Acerbis Portuguese Round, 6-8 September 2019 Chronological Analysis Warm Up

Portimao 4.592 m

1 / 2

1° 19 A. BAUTISTA (1'41.268)							
Lap	Seg.1	Seg.2	Seg.3	Seg.4	Lap Time	km/h	Local Time
1		31.810	21.413	19.271			9:02'03.827
2	32.533	30.890	21.429	19.193	1'44.045	290,5	9:03'47.872
3	31.832	30.400	20.200	18.836	1'41.268	307,0	9:05'29.140
4	31.958	30.478	20.307	18.973	1'41.716	302,7	9:07'10.856
5	32.109	30.669	20.871	19.034	1'42.683	305,2	9:08'53.539
6	32.061	30.574	20.541	18.991	1'42.167	301,8	9:10'35.706
7	32.348	30.646	20.405	19.040	1'42.439	304,4	9:12'18.145
8	40.601	38.248	20.649	19.086	1'58.584	297,7	9:14'16.729
9	32.151	30.483	20.425	19.116	1'42.175	300,2	9:15'58.904

2° 1 J. REA (1'41.312)							
Lap	Seg.1	Seg.2	Seg.3	Seg.4	Lap Time	km/h	Local Time
1		36.666	21.058	19.297			9:02'57.052
2	32.228	30.433	20.100	18.916	1'41.677	304,4	9:04'38.729
3	32.056	30.098	20.243	18.915	1'41.312	304,4	9:06'20.041
4	32.095	30.251	20.280	18.928	1'41.554	304,4	9:08'01.595
5	32.083	30.299	20.137	19.012	1'41.531	307,8	9:09'43.126
6	32.147	30.388	20.111	19.134	1'41.780	307,0	9:11'24.906
7	34.109	32.787	21.050	27.948	1'55.894P	305,2	9:13'20.800
8	1'41.860	32.658	21.877	20.090	2'56.485P		9:16'17.285

3° 54 T. RAZGATLIOGLU (1'41.490)							
Lap	Seg.1	Seg.2	Seg.3	Seg.4	Lap Time	km/h	Local Time
1		36.896	20.503	19.183			9:02'06.541
2	32.448	30.802	20.154	19.068	1'42.472	308,7	9:03'49.013
3	32.634	30.452	20.214	18.944	1'42.244	305,2	9:05'31.257
4	31.945	30.343	20.194	19.008	1'41.490	308,7	9:07'12.747
5	32.293	30.495	20.227	19.088	1'42.103	296,1	9:08'54.850
6	32.198	30.490	20.184	19.135	1'42.007	304,4	9:10'36.857
7	32.386	30.450	20.319	19.205	1'42.360	304,4	9:12'19.217
8	32.875	30.657	22.920	22.087	1'48.539	302,7	9:14'07.756
9	32.461	30.446	20.315	19.212	1'42.434	306,1	9:15'50.190

4° 60 M. VAN DER MARK (1'41.923)							
Lap	Seg.1	Seg.2	Seg.3	Seg.4	Lap Time	km/h	Local Time
1		32.952	28.057	19.190			9:02'07.635
2	32.659	31.264	20.426	19.020	1'43.369	289,7	9:03'51.004
3	32.471	30.716	20.305	18.893	1'42.385	297,7	9:05'33.389
4	32.790	35.585	20.404	19.071	1'47.850	301,8	9:07'21.239
5	32.387	30.561	20.367	18.912	1'42.227	302,7	9:09'03.466
6	32.037	30.725	20.275	18.886	1'41.923	304,4	9:10'45.389
7	32.241	30.651	20.353	19.128	1'42.373	308,7	9:12'27.762
8	32.286	30.893	20.270	19.122	1'42.571	300,2	9:14'10.333
9	32.395	30.891	20.408	18.995	1'42.689	301,8	9:15'53.022

5° 76 L. BAZ (1'42.081)							
Lap	Seg.1	Seg.2	Seg.3	Seg.4	Lap Time	km/h	Local Time
1		32.066	21.382	21.625			9:01'51.591
2	32.716	30.499	22.514	19.064	1'44.793	296,1	9:03'36.384
3	32.319	30.587	20.213	18.962	1'42.081	302,7	9:05'18.465
4	32.222	30.583	20.317	19.198	1'42.320	303,5	9:07'00.785
5	32.334	30.484	20.396	19.097	1'42.311	302,7	9:08'43.096
6	32.383	30.510	20.328	19.119	1'42.340	302,7	9:10'25.436
7	32.487	30.543	20.325	19.203	1'42.558	301,0	9:12'07.994
8	32.426	30.524	20.322	19.137	1'42.409	301,8	9:13'50.403
9	32.308	30.489	20.354	19.128	1'42.279	304,4	9:15'32.682

6° 91 L. HASLAM (1'42.089)							
Lap	Seg.1	Seg.2	Seg.3	Seg.4	Lap Time	km/h	Local Time
1		32.122	21.184	21.633			9:01'52.578

2	32.480	30.654	20.450	19.269	1'42.853	295,3	9:03'35.431
3	32.594	30.570	20.390	19.193	1'42.747	301,0	9:05'18.178
4	36.073	34.745	23.518	19.303	1'53.639	307,0	9:07'11.817
5	32.551	30.637	20.300	19.052	1'42.540	297,7	9:08'54.357
6	32.189	36.747	21.217	28.014	1'58.167P	303,5	9:10'52.524
7	2'03.629	31.933	22.253	20.972	3'18.787P		9:14'11.311
8	32.234	30.554	20.277	19.024	1'42.089	298,5	9:15'53.400

7° 22 A. LOWES (1'42.094)							
Lap	Seg.1	Seg.2	Seg.3	Seg.4	Lap Time	km/h	Local Time
1		31.708	21.579	19.233			9:02'04.496
2	32.951	30.780	20.758	19.126	1'43.615	284,4	9:03'48.111
3	32.462	30.496	20.358	18.844	1'42.160	296,9	9:05'30.271
4	32.153	41.522	20.599	19.037	1'53.311	307,8	9:07'23.582
5	32.504	30.282	20.528	18.891	1'42.205	307,0	9:09'05.787
6	32.099	30.547	20.339	19.168	1'42.153	306,1	9:10'47.940
7	32.204	30.396	20.502	18.992	1'42.094	308,7	9:12'30.034
8	32.265	30.736	20.428	19.019	1'42.448	308,7	9:14'12.482
9	32.265	30.422	20.441	18.988	1'42.116	306,1	9:15'54.598

8° 28 M. REITERBERGER (1'42.160)							
Lap	Seg.1	Seg.2	Seg.3	Seg.4	Lap Time	km/h	Local Time
1		37.258	22.247	19.247			9:02'02.688
2	33.131	31.335	20.641	18.973	1'44.080	285,9	9:03'46.768
3	32.551	30.530	20.182	18.973	1'42.236	301,0	9:05'29.004
4	32.810	30.547	20.395	19.105	1'42.857	287,4	9:07'11.861
5	32.777	31.670	20.287	19.021	1'43.755	291,3	9:08'55.616
6	32.230	30.543	20.411	18.976	1'42.160	304,4	9:10'37.776
7	32.399	30.940	20.529	19.241	1'43.109	300,2	9:12'20.885
8	32.698	30.658	20.582	19.280	1'43.218	296,1	9:14'04.103
9	32.907	30.896	20.486	19.280	1'43.569	300,2	9:15'47.672

9° 7 C. DAVIES (1'42.173)							
Lap	Seg.1	Seg.2	Seg.3	Seg.4	Lap Time	km/h	Local Time
1		33.967	21.054	19.480			9:02'33.280
2	32.375	30.581	20.370	19.241	1'42.567	306,1	9:04'15.847
3	31.829	31.857	21.704	19.345	1'44.735	314,1	9:06'00.582
4	31.958	30.597	20.369	19.249	1'42.173	310,5	9:07'42.755
5	31.973	30.513	20.411	19.343	1'42.240	317,8	9:09'24.995
6	36.320	32.790	22.010	19.889	1'51.009	306,1	9:11'16.004
7	32.075	30.837	20.474	19.384	1'42.770	314,1	9:12'58.774
8	37.219	33.221	21.942	19.915	1'52.297	315,0	9:14'51.071
9	31.983	30.570	20.664	19.408	1'42.625	313,2	9:16'33.696

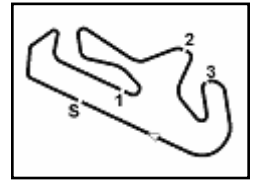
10° 66 T. SYKES (1'42.211)							
Lap	Seg.1	Seg.2	Seg.3	Seg.4	Lap Time	km/h	Local Time
1		34.685	21.613	25.247			9:02'42.545
2	37.171	31.511	21.365	19.259	1'49.306	286,7	9:04'31.851
3	32.552	30.687	20.373	19.190	1'42.802	302,7	9:06'14.653
4	32.463	30.665	20.853	27.272	1'51.253P	299,3	9:08'05.906
5	2'38.960	31.630	20.545	19.273	3'50.408P		9:11'56.314
6	32.479	30.402	20.125	19.205	1'42.211	302,7	9:13'38.525
7	32.403	30.454	20.358	19.263	1'42.478	301,8	9:15'21.003

11° 21 M. RINALDI (1'42.241)							
Lap	Seg.1	Seg.2	Seg.3	Seg.4	Lap Time	km/h	Local Time
1		33.721	26.956	19.834			9:02'25.350
2	32.963	31.002	20.605	19.209	1'43.779	289,0	9:04'09.129
3	32.611	30.756	20.791	19.233	1'43.391	287,4	9:05'52.520
4	32.458	30.652	20.558	19.138	1'42.806	297,7	9:07'35.326
5	38.008	33.220	20.752	19.309	1'51.289	299,3	9:09'26.615
6	32.592	30.686	20.601	19.309	1'43.188	292,9	9:11'09.803

08/09/2019 P = Pits In/Out - C = Lap Time Cancelled

These data/results cannot be reproduced, stored and/or transmitted in whole or in part by any manner of electronic, mechanical, photocopying, recording, broadcasting or otherwise now known or herein after developed without the previous express consent by the copyright owner, except for reproduction in daily press and regular printed publications on sale to the public within 60 days of the event related to those data/results and always provided that copyright symbol appears together as follows below.

© DORNA WSBK ORGANIZATION Srl 2019



Portimao 4.592 m

2 / 2

Acerbis Portuguese Round, 6-8 September 2019 Chronological Analysis Warm Up

7	35.523	35.535	21.124	19.662	1'51.844	297,7	9:13'01.647
8	32.506	30.674	22.851	20.476	1'46.507	297,7	9:14'48.154
9	32.271	30.561	20.299	19.110	1'42.241	303,5	9:16'30.395

12° 11 S. CORTESE (1'42.364)							
Lap	Seg.1	Seg.2	Seg.3	Seg.4	Lap Time	km/h	Local Time
1		39.493	22.128	19.738			9:02'21.834
2	33.239	31.360	25.252	19.325	1'49.176	301,0	9:04'11.010
3	32.847	31.050	20.393	18.989	1'43.279	292,9	9:05'54.289
4	32.343	30.687	20.388	18.946	1'42.364	300,2	9:07'36.653
5	32.671	31.034	20.443	19.072	1'43.220	292,9	9:09'19.873
6	32.582	30.882	20.352	19.220	1'43.036	301,8	9:11'02.909
7	36.887	40.738	23.103	19.533	2'00.261	296,1	9:13'03.170
8	32.455	31.084	20.355	19.160	1'43.054	296,9	9:14'46.224
9	32.468	30.647	20.348	19.080	1'42.543	304,4	9:16'28.767

13° 50 E. LAVERTY (1'42.395)							
Lap	Seg.1	Seg.2	Seg.3	Seg.4	Lap Time	km/h	Local Time
1		32.197	21.333	19.375			9:01'49.808
2	32.544	30.698	20.370	19.284	1'42.896	300,2	9:03'32.704
3	32.366	30.643	20.445	19.193	1'42.647	306,1	9:05'15.351
4	35.716	30.833	20.436	27.565	1'54.550P	311,4	9:07'09.901
5	3'46.386	32.826	20.479	19.292	4'58.983P		9:12'08.884
6	32.424	30.576	20.268	19.297	1'42.565	300,2	9:13'51.449
7	32.255	30.562	20.304	19.274	1'42.395	305,2	9:15'33.844

14° 33 M. MELANDRI (1'42.453)							
Lap	Seg.1	Seg.2	Seg.3	Seg.4	Lap Time	km/h	Local Time
1		33.109	22.099	20.001			9:01'59.775
2	34.667	32.229	22.790	19.218	1'48.904	277,1	9:03'48.679
3	33.385	30.893	20.807	19.458	1'44.543	290,5	9:05'33.222
4	32.359	30.870	20.373	19.164	1'42.766	305,2	9:07'15.988
5	32.428	30.803	25.707	19.206	1'48.144	301,0	9:09'04.132
6	32.209	30.834	20.256	19.154	1'42.453	299,3	9:10'46.585
7	34.224	33.980	25.218	20.209	1'53.631	300,2	9:12'40.216
8	32.621	30.828	20.364	19.154	1'42.967	301,0	9:14'23.183
9	32.235	30.822	20.499	19.237	1'42.793	304,4	9:16'05.976

15° 81 J. TORRES (1'42.745)							
Lap	Seg.1	Seg.2	Seg.3	Seg.4	Lap Time	km/h	Local Time
1		32.071	21.352	19.645			9:02'03.796
2	33.410	30.732	20.948	19.199	1'44.289	287,4	9:03'48.085
3	32.938	30.590	20.257	19.074	1'42.859	278,6	9:05'30.944
4	32.654	30.587	20.289	19.236	1'42.766	289,7	9:07'13.710
5	32.627	30.423	30.258	19.303	1'52.611	295,3	9:09'06.321
6	32.547	30.561	25.991	19.685	1'48.784	292,9	9:10'55.105
7	32.917	30.563	20.609	19.471	1'43.560	292,9	9:12'38.665
8	34.517	30.826	20.334	19.299	1'44.976	296,1	9:14'23.641
9	32.442	30.622	20.494	19.187	1'42.745	295,3	9:16'06.386

16° 36 L. MERCADO (1'43.024)							
Lap	Seg.1	Seg.2	Seg.3	Seg.4	Lap Time	km/h	Local Time
1		32.335	26.824	24.875			9:02'06.911
2	32.837	30.563	20.510	19.114	1'43.024	283,7	9:03'49.935
3	32.704	30.677	20.559	19.413	1'43.353	280,7	9:05'33.288
4	33.138	30.659	20.511	19.298	1'43.606	280,7	9:07'16.894
5	32.641	30.638	20.506	19.373	1'43.158	303,5	9:09'00.052
6	36.877	31.164	20.422	19.358	1'47.821	296,1	9:10'47.873
7	32.649	30.606	20.602	19.210	1'43.067	295,3	9:12'30.940
8	32.717	34.364	26.997	19.264	1'53.342	300,2	9:14'24.282
9	32.632	30.502	21.012	19.330	1'43.476	301,8	9:16'07.758

17° 13 T. TAKAHASHI (1'43.284)							
Lap	Seg.1	Seg.2	Seg.3	Seg.4	Lap Time	km/h	Local Time
1		32.974	21.222	19.462			9:02'07.462
2	33.382	31.198	20.587	19.225	1'44.392	277,1	9:03'51.854
3	33.204	30.737	20.559	19.170	1'43.670	295,3	9:05'35.524
4	32.847	30.764	20.603	19.187	1'43.401	289,0	9:07'18.925
5	32.723	30.816	20.684	19.061	1'43.284	295,3	9:09'02.209
6	32.599	36.400	20.877	19.438	1'49.314	296,1	9:10'51.523
7	32.781	31.014	20.617	19.282	1'43.694	294,5	9:12'35.217
8	32.775	31.335	20.796	19.400	1'44.306	293,7	9:14'19.523
9	32.781	31.113	20.563	19.348	1'43.805	294,5	9:16'03.328

18° 20 S. BARRIER (1'43.702)							
Lap	Seg.1	Seg.2	Seg.3	Seg.4	Lap Time	km/h	Local Time
1		33.210	22.018	19.837			9:01'59.859
2	34.750	32.318	21.489	19.477	1'48.034	274,3	9:03'47.893
3	33.591	31.244	20.809	19.623	1'45.267	284,4	9:05'33.160
4	32.786	30.937	21.008	19.546	1'44.277	300,2	9:07'17.437
5	32.651	30.751	20.904	19.396	1'43.702	296,9	9:09'01.139
6	32.975	31.021	20.613	19.534	1'44.143	301,8	9:10'45.282
7	33.047	30.966	21.064	19.586	1'44.663	296,9	9:12'29.945
8	33.382	31.431	22.603	20.098	1'47.514	295,3	9:14'17.459
9	32.929	31.422	27.293	19.599	1'51.243	299,3	9:16'08.702

19° 23 R. KIYONARI (1'43.800)							
Lap	Seg.1	Seg.2	Seg.3	Seg.4	Lap Time	km/h	Local Time
1		32.017	21.393	19.390			9:02'05.326
2	33.116	31.305	20.851	19.233	1'44.505	276,4	9:03'49.831
3	33.405	31.435	25.595	19.551	1'49.986	292,9	9:05'39.817
4	33.087	31.689	20.633	19.262	1'44.671	290,5	9:07'24.488
5	33.078	31.092	20.733	19.191	1'44.094	284,4	9:09'08.582
6	32.832	31.036	20.617	19.315	1'43.800	293,7	9:10'52.382
7	32.956	31.174	20.980	19.500	1'44.610	285,2	9:12'36.992
8	33.003	31.430	21.029	19.509	1'44.971	289,7	9:14'21.963
9	32.875	31.107	20.535	19.393	1'43.910	282,2	9:16'05.873

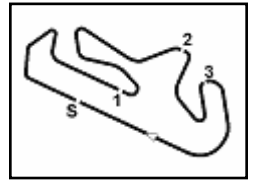
20° 52 A. DELBIANCO (1'44.914)							
Lap	Seg.1	Seg.2	Seg.3	Seg.4	Lap Time	km/h	Local Time
1		32.326	27.276	23.494			9:02'06.264
2	33.716	31.459	20.959	19.329	1'45.463	282,2	9:03'51.727
3	33.587	31.208	20.813	19.439	1'45.047	287,4	9:05'36.774
4	33.191	31.591	24.408	19.411	1'48.601	291,3	9:07'25.375
5	33.420	31.343	20.748	19.403	1'44.914	293,7	9:09'10.289
6	35.952	33.007	21.600	19.868	1'50.427	288,2	9:11'00.716
7	33.976	31.716	20.969	19.763	1'46.424	285,2	9:12'47.140
8	37.514	33.475	21.875	28.897	2'01.761P	285,2	9:14'48.901

08/09/2019

P = Pits In/Out - C = Lap Time Cancelled

These data/results cannot be reproduced, stored and/or transmitted in whole or in part by any manner of electronic, mechanical, photocopying, recording, broadcasting or otherwise now known or herein after developed without the previous express consent by the copyright owner, except for reproduction in daily press and regular printed publications on sale to the public within 60 days of the event related to those data/results and always provided that copyright symbol appears together as follows below.

© DORNA WSBK ORGANIZATION Srl 2019



Portimao 4.592 m

Acerbis Portuguese Round, 6-8 September 2019

Starting Grid - Tissot Superpole Race

10 Laps x 4,592 km = 45,920 km

Pos	Number	Name	Team	Time
1	1	REA J.	Kawasaki	1'40.372
2	66	SYKES T.	BMW	1'40.483
3	11	CORTESE S.	Yamaha	1'40.675
4	91	HASLAM L.	Kawasaki	1'40.997
5	22	LOWES A.	Yamaha	1'41.044
6	19	BAUTISTA A.	Ducati	1'41.098
7	81	TORRES J.	Kawasaki	1'41.213
8	33	MELANDRI M.	Yamaha	1'41.259
9	28	REITERBERGER M.	BMW	1'41.261
10	60	VAN DER MARK M.	Yamaha	1'41.272
11	21	RINALDI M.	Ducati	1'41.301
12	7	DAVIES C.	Ducati	1'41.349
13	54	RAZGATLIOGLU T.	Kawasaki	1'41.578
14	50	LAVERTY E.	Ducati	1'41.754
15	76	BAZ L.	Yamaha	1'41.960
16	36	MERCADO L.	Kawasaki	1'42.243
17	13	TAKAHASHI T.	Honda	1'42.755
18	23	KIYONARI R.	Honda	1'43.118
19	52	DELBIANCO A.	Honda	1'43.263
20	20	BARRIER S.	Ducati	1'43.270

08/09/2019 The Race Director

These data/results cannot be reproduced, stored and/or transmitted in whole or in part by any manner of electronic, mechanical, photocopying, recording, broadcasting or otherwise now known or herein after developed without the previous express consent by the copyright owner, except for reproduction in daily press and regular printed publications on sale to the public within 60 days of the event related to those data/results and always provided that copyright symbol appears together as follows below.

© DORNA WSBK ORGANIZATION Srl 2019

FKR PERUGIA TIMING



Official Tyre Supplier



Official Timekeeper