

## Acerbis Portuguese Round, 6-8 September 2019

### Free Practices Combined Results

Portimao 4.592 m

No.	Rider	Nat	Team	Bike	Class	FP1	FP2	FP3	Time	Gap	Rel.	Avg	LL
1	<b>64 F. CARICASULO</b>	ITA	BARDAHL Evan Bros. WorldSSP Team	Yamaha YZF R6		1'45.892	1'45.160	<b>1'44.853</b>	<b>1'44.853</b>			157,661	41
2	<b>32 I. VINALES</b>	ESP	Kallio Racing	Yamaha YZF R6		1'46.111	1'46.034	<b>1'45.258</b>	<b>1'45.258</b>	0.405	0.405	157,054	41
3	<b>16 J. CLUZEL</b>	FRA	GMT94 YAMAHA	Yamaha YZF R6		1'45.777	1'45.706	<b>1'45.308</b>	<b>1'45.308</b>	0.455	0.050	156,980	42
4	<b>3 R. DE ROSA</b>	ITA	MV AGUSTA Reparto Corse	MV Agusta F3 675		1'46.142	1'46.279	<b>1'45.354</b>	<b>1'45.354</b>	0.501	0.046	156,911	31
5	<b>21 R. KRUMMENACHER</b>	SUI	BARDAHL Evan Bros. WorldSSP Team	Yamaha YZF R6		1'45.498	1'45.757	<b>1'45.410</b>	<b>1'45.410</b>	0.557	0.056	156,828	37
6	<b>86 A. BADOVINI</b>	ITA	Team Pedercini Racing	Kawasaki ZX-6R		1'46.410	1'46.030	<b>1'45.544</b>	<b>1'45.544</b>	0.691	0.134	156,629	38
7	<b>44 L. MAHIAS</b>	FRA	Kawasaki Pucetti Racing	Kawasaki ZX-6R		1'46.103	1'46.109	<b>1'45.637</b>	<b>1'45.637</b>	0.784	0.093	156,491	39
8	<b>94 C. PEROLARI</b>	FRA	GMT94 YAMAHA	Yamaha YZF R6		1'46.522	1'46.717	<b>1'45.989</b>	<b>1'45.989</b>	1.136	0.352	155,971	42
9	<b>78 H. OKUBO</b>	JPN	Kawasaki Pucetti Racing	Kawasaki ZX-6R		1'46.816	1'46.152	<b>1'46.059</b>	<b>1'46.059</b>	1.206	0.070	155,868	38
10	<b>95 J. DANILO</b>	FRA	CIA Landlord Insurance Honda	Honda CBR600RR		1'46.577	1'47.050	<b>1'46.212</b>	<b>1'46.212</b>	1.359	0.153	155,643	37
11	<b>11 K. SMITH</b>	GBR	Team Pedercini Racing	Kawasaki ZX-6R	ESS	1'46.388	1'46.408	<b>1'46.292</b>	<b>1'46.292</b>	1.439	0.080	155,526	34
12	<b>71 M. PONS</b>	ESP	H43 Team NOBBY TALASUR-BLUMAQ	Yamaha YZF R6		1'47.893	1'47.441	<b>1'46.325</b>	<b>1'46.325</b>	1.472	0.033	155,478	43
13	<b>56 P. SEBESTYEN</b>	HUN	CIA Landlord Insurance Honda	Honda CBR600RR		1'47.258	1'47.702	<b>1'46.575</b>	<b>1'46.575</b>	1.722	0.250	155,113	45
14	<b>84 L. CRESSON</b>	BEL	Kallio Racing	Yamaha YZF R6		1'47.283	1'47.238	<b>1'46.674</b>	<b>1'46.674</b>	1.821	0.099	154,969	39
15	<b>31 D. VALLE</b>	ESP	MS Racing	Yamaha YZF R6		1'48.432	1'47.948	<b>1'46.911</b>	<b>1'46.911</b>	2.058	0.237	154,626	44
16	<b>61 G. RUIU</b>	ITA	MPM WILSport Racedays	Honda CBR600RR				<b>1'46.933</b>	<b>1'46.933</b>	2.080	0.022	154,594	10
17	<b>30 G. VAN STRAALEN</b>	NED	EAB Racing Team	Kawasaki ZX-6R		1'48.751	1'48.368	<b>1'47.262</b>	<b>1'47.262</b>	2.409	0.329	154,120	44
18	<b>6 M. HERRERA</b>	ESP	Kallio Racing	Yamaha YZF R6		1'48.518	1'48.720	<b>1'47.598</b>	<b>1'47.598</b>	2.745	0.336	153,639	41
19	<b>74 J. VAN SIKKELERUS</b>	NED	MPM WILSport Racedays	Honda CBR600RR		1'47.797	<b>1'47.638</b>	1'47.929	<b>1'47.638</b>	2.785	0.040	153,581	36
20	<b>4 C. STANGE</b>	GER	GEMAR - Ciociararia Corse WorldSSP Team	Honda CBR600RR		1'48.051	1'47.856	<b>1'47.758</b>	<b>1'47.758</b>	2.905	0.120	153,410	33
21	<b>10 N. CALERO</b>	ESP	Orelac Racing VerdNatura	Kawasaki ZX-6R		1'49.472	1'48.070	<b>1'47.769</b>	<b>1'47.769</b>	2.916	0.011	153,395	32
22	<b>47 R. HARTOG</b>	NED	Team Hartog - Against Cancer	Kawasaki ZX-6R		<b>1'47.790</b>	1'48.068	1'48.165	<b>1'47.790</b>	2.937	0.021	153,365	32
23	<b>22 F. FULIGNI</b>	ITA	MV AGUSTA Reparto Corse	MV Agusta F3 675		1'48.338	1'48.075	<b>1'47.858</b>	<b>1'47.858</b>	3.005	0.068	153,268	40
24	<b>65 M. CANDUCCI</b>	ITA	DK MOTORSPORT	Yamaha YZF R6	ESS	1'51.868	1'52.066	<b>1'50.112</b>	<b>1'50.112</b>	5.259	2.254	150,131	39
25	<b>53 G. SCONZA</b>	ITA	GEMAR - Ciociararia Corse WorldSSP Team	Honda CBR600RR		1'52.351	1'51.087	<b>1'50.735</b>	<b>1'50.735</b>	5.882	0.623	149,286	34
26	<b>40 A. GYORFI</b>	HUN	Team Toth	Yamaha YZF R6		1'52.557	1'51.501	<b>1'51.144</b>	<b>1'51.144</b>	6.291	0.409	148,737	38
27	<b>67 G. MATERN</b>	FRA	Flembbo Leader Team	Kawasaki ZX-6R	ESS	1'51.926	1'51.790	<b>1'51.210</b>	<b>1'51.210</b>	6.357	0.066	148,649	32

07/09/2019

These data/results cannot be reproduced, stored and/or transmitted in whole or in part by any manner of electronic, mechanical, photocopying, recording, broadcasting or otherwise now known or herein after developed without the previous express consent by the copyright owner, except for reproduction in daily press and regular printed publications on sale to the public within 60 days of the event related to those data/results and always provided that copyright symbol appears together as follows below.

© DORNA WSBK ORGANIZATION Srl 2019

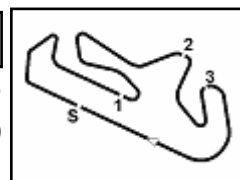
FICR PERUGIA TIMING



Official Tyre Supplier



Official Timekeeper



Portimao 4.592 m

1 / 2

## Acerbis Portuguese Round, 6-8 September 2019

### Results Free Practice 3rd Session

No.	Rider	Nat	Team	Bike	Class	Time	Gap	Rel.	Laps	Speed	
										Avg	Max
1	64 F. CARICASULO	ITA	BARDAHL Evan Bros. WorldSSP Team	Yamaha YZF R6		<b>1'44.853</b>			10	157,661	<b>278,6</b>
2	32 I. VINALES	ESP	Kallio Racing	Yamaha YZF R6		<b>1'45.258</b>	0.405	0.405	8	157,054	<b>284,4</b>
3	16 J. CLUZEL	FRA	GMT94 YAMAHA	Yamaha YZF R6		<b>1'45.308</b>	0.455	0.050	8	156,980	<b>272,9</b>
4	3 R. DE ROSA	ITA	MV AGUSTA Reparto Corse	MV Agusta F3 675		<b>1'45.354</b>	0.501	0.046	10	156,911	<b>270,9</b>
5	21 R. KRUMMENACHER	SUI	BARDAHL Evan Bros. WorldSSP Team	Yamaha YZF R6		<b>1'45.410</b>	0.557	0.056	8	156,828	<b>272,9</b>
6	86 A. BADOVINI	ITA	Team Pedercini Racing	Kawasaki ZX-6R		<b>1'45.544</b>	0.691	0.134	8	156,629	<b>269,6</b>
7	44 L. MAHIAS	FRA	Kawasaki Puccetti Racing	Kawasaki ZX-6R		<b>1'45.637</b>	0.784	0.093	10	156,491	<b>270,2</b>
8	94 C. PEROLARI	FRA	GMT94 YAMAHA	Yamaha YZF R6		<b>1'45.989</b>	1.136	0.352	11	155,971	<b>275,0</b>
9	78 H. OKUBO	JPN	Kawasaki Puccetti Racing	Kawasaki ZX-6R		<b>1'46.059</b>	1.206	0.070	11	155,868	<b>274,3</b>
10	95 J. DANILO	FRA	CIA Landlord Insurance Honda	Honda CBR600RR		<b>1'46.212</b>	1.359	0.153	9	155,643	<b>277,8</b>
11	11 K. SMITH	GBR	Team Pedercini Racing	Kawasaki ZX-6R	ESS	<b>1'46.292</b>	1.439	0.080	5	155,526	<b>269,6</b>
12	71 M. PONS	ESP	H43 Team NOBBY TALASUR-BLUMAQ	Yamaha YZF R6		<b>1'46.325</b>	1.472	0.033	11	155,478	<b>275,7</b>
13	56 P. SEBESTYEN	HUN	CIA Landlord Insurance Honda	Honda CBR600RR		<b>1'46.575</b>	1.722	0.250	10	155,113	<b>270,2</b>
14	84 L. CRESSON	BEL	Kallio Racing	Yamaha YZF R6		<b>1'46.674</b>	1.821	0.099	9	154,969	<b>279,3</b>
15	31 D. VALLE	ESP	MS Racing	Yamaha YZF R6		<b>1'46.911</b>	2.058	0.237	9	154,626	<b>271,6</b>
16	61 G. RUIU	ITA	MPM WILSport Racedays	Honda CBR600RR		<b>1'46.933</b>	2.080	0.022	10	154,594	<b>270,9</b>
17	30 G. VAN STRAALEN	NED	EAB Racing Team	Kawasaki ZX-6R		<b>1'47.262</b>	2.409	0.329	10	154,120	<b>272,9</b>
18	6 M. HERRERA	ESP	Kallio Racing	Yamaha YZF R6		<b>1'47.598</b>	2.745	0.336	10	153,639	<b>279,3</b>
19	4 C. STANGE	GER	GEMAR - Ciociaria Corse WorldSSP Team	Honda CBR600RR		<b>1'47.758</b>	2.905	0.160	6	153,410	<b>266,2</b>
20	10 N. CALERO	ESP	Orelac Racing VerdNatura	Kawasaki ZX-6R		<b>1'47.769</b>	2.916	0.011	8	153,395	<b>269,6</b>
21	22 F. FULIGNI	ITA	MV AGUSTA Reparto Corse	MV Agusta F3 675		<b>1'47.858</b>	3.005	0.089	9	153,268	<b>270,9</b>
22	74 J. VAN SIKKELERUS	NED	MPM WILSport Racedays	Honda CBR600RR		<b>1'47.929</b>	3.076	0.071	6	153,167	<b>270,2</b>
23	47 R. HARTOG	NED	Team Hartog - Against Cancer	Kawasaki ZX-6R		<b>1'48.165</b>	3.312	0.236	2	152,833	<b>270,2</b>
24	65 M. CANDUCCI	ITA	DK MOTORSPORT	Yamaha YZF R6	ESS	<b>1'50.112</b>	5.259	1.947	10	150,131	<b>270,9</b>
25	53 G. SCONZA	ITA	GEMAR - Ciociaria Corse WorldSSP Team	Honda CBR600RR		<b>1'50.735</b>	5.882	0.623	6	149,286	<b>261,7</b>
26	40 A. GYORFI	HUN	Team Toth	Yamaha YZF R6		<b>1'51.144</b>	6.291	0.409	8	148,737	<b>268,2</b>
27	67 G. MATERN	FRA	Flembo Leader Team	Kawasaki ZX-6R	ESS	<b>1'51.210</b>	6.357	0.066	8	148,649	<b>255,0</b>

Qualifying Lap Time (107% of 1'44.853): 1'52.194

AIR	Humidity:	52%	Temp:	26°C
TRACK	Condition:	Dry	Temp:	32°C

Records	Pole (QP)	2015 J.Cluzel	1'44.554	158,110	Km/h
	Race (RC)	2010 M.Pirro	1'45.180	157,170	Km/h
	All Times (QP)	2015 J.Cluzel	1'44.554	158,110	Km/h

Start 07/09/2019 09:30 End 09:52 The results are provisional until the end of the time limit for protests and appeals and the completion of the technical checks.

These data/results cannot be reproduced, stored and/or transmitted in whole or in part by any manner of electronic, mechanical, photocopying, recording, broadcasting or otherwise now known or herein after developed without the previous express consent by the copyright owner, except for reproduction in daily press and regular printed publications on sale to the public within 60 days of the event related to those data/results and always provided that copyright symbol appears together as follows below.

© DORNA WSBK ORGANIZATION Srl 2019

## Acerbis Portuguese Round, 6-8 September 2019

### Results Free Practice 3rd Session

Portimao 4.592 m

2 / 2

#### Session Highlights

Local Time	No. Rider	Description
09.30.00		Start
09.30.09		WorldSSP Pit Intervention Time: 1min 14secs
09.33.21	74 J. VAN SIKKELERUS	Check Transponder
09.33.56	11 K. SMITH	Crashed - Turn 11
09.33.56	74 J. VAN SIKKELERUS	Crashed - Turn 11
09.34.11	11 K. SMITH	Re-joined
09.34.11	74 J. VAN SIKKELERUS	Re-joined
09.37.13	31 D. VALLE	Current Lap Cancelled - Exceeded Track Limits - Turn 4
09.37.19	56 P. SEBESTYEN	Current Lap Cancelled - Exceeded Track Limits - Turn 4
09.37.56	65 M. CANDUCCI	Lap Cancelled (1'51.334) - Exceeded Track Limits - Turn 4
09.38.02	67 G. MATERN	Lap Cancelled (1'50.589) - Exceeded Track Limits - Turn 4
09.39.03	47 R. HARTOG	Crashed - Turn 13
09.41.32	44 L. MAHIAS	Current Lap Cancelled - Exceeded Track Limits - Turn 4
09.42.05	30 G. VAN STRAALEN	Current Lap Cancelled - Exceeded Track Limits - Turn 4
09.43.47	94 C. PEROLARI	Current Lap Cancelled - Exceeded Track Limits - Turn 4
09.47.56	71 M. PONS	Current Lap Cancelled - Exceeded Track Limits - Turn 4
09.48.02	74 J. VAN SIKKELERUS	Current Lap Cancelled - Exceeded Track Limits - Turn 4
09.48.30	53 G. SCONZA	Technical Problem - Turn 11
09.48.43	53 G. SCONZA	Re-joined
09.49.33	44 L. MAHIAS	Crashed - Re-Joined - Turn 5
09.50.02	78 H. OKUBO	Lap Cancelled (1'46.223) - Exceeded Track Limits - Turn 4
09.51.30	3 R. DE ROSA	Current Lap Cancelled - Exceeded Track Limits - Turn 4
09.51.37	65 M. CANDUCCI	Lap Cancelled (1'53.893) - Exceeded Track Limits - Turn 4
09.52.15		End Of Session

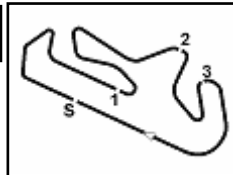
#### Fastest Laps Sequence

No.	Rider	Nat	Team	Bike	Local Time	Time	Gap	Avg
3	R. DE ROSA	ITA	MV AGUSTA Reparto Corse	MV Agusta F3 675	09:33'40.963	<b>1'47.313</b>		154,047
94	C. PEROLARI	FRA	GMT94 YAMAHA	Yamaha YZF R6	09:33'42.737	<b>1'46.886</b>	-0.427	154,662
44	L. MAHIAS	FRA	Kawasaki Puccetti Racing	Kawasaki ZX-6R	09:34'36.987	<b>1'46.173</b>	-0.713	155,701
32	I. VINALES	ESP	Kallio Racing	Yamaha YZF R6	09:35'28.215	<b>1'45.743</b>	-0.430	156,334
21	R. KRUMMENACHER	SUI	BARDAHL Evan Bros. WorldSSP Team	Yamaha YZF R6	09:37'59.734	<b>1'45.669</b>	-0.074	156,443
44	L. MAHIAS	FRA	Kawasaki Puccetti Racing	Kawasaki ZX-6R	09:39'54.684	<b>1'45.637</b>	-0.032	156,491
32	I. VINALES	ESP	Kallio Racing	Yamaha YZF R6	09:44'51.836	<b>1'45.258</b>	-0.379	157,054
64	F. CARICASULO	ITA	BARDAHL Evan Bros. WorldSSP Team	Yamaha YZF R6	09:49'25.667	<b>1'45.120</b>	-0.138	157,260
64	F. CARICASULO	ITA	BARDAHL Evan Bros. WorldSSP Team	Yamaha YZF R6	09:51'10.520	<b>1'44.853</b>	-0.267	157,661

Start 09:30 End 09:52 The results are provisional until the end of the time limit for protests and appeals and the completion of the technical checks.

These data/results cannot be reproduced, stored and/or transmitted in whole or in part by any manner of electronic, mechanical, photocopying, recording, broadcasting or otherwise now known or herein after developed without the previous express consent by the copyright owner, except for reproduction in daily press and regular printed publications on sale to the public within 60 days of the event related to those data/results and always provided that copyright symbol appears together as follows below.

© DORNA WSBK ORGANIZATION Srl 2019



## Acerbis Portuguese Round, 6-8 September 2019

### Best Sectors & Speed Free Practice 3rd Session

BEST LAP		
1	64 F. CARICASULO	Yamaha YZF R6 1'44.853
2	32 I. VINALES	Yamaha YZF R6 1'45.258
3	16 J. CLUZEL	Yamaha YZF R6 1'45.308
4	3 R. DE ROSA	MV Agusta F3 675 1'45.354
5	21 R. KRUMMENACHER	Yamaha YZF R6 1'45.410
6	86 A. BADOVINI	Kawasaki ZX-6R 1'45.544
7	44 L. MAHIAS	Kawasaki ZX-6R 1'45.637
8	94 C. PEROLARI	Yamaha YZF R6 1'45.989
9	78 H. OKUBO	Kawasaki ZX-6R 1'46.059
10	95 J. DANILO	Honda CBR600RR 1'46.212
11	11 K. SMITH	Kawasaki ZX-6R 1'46.292
12	71 M. PONS	Yamaha YZF R6 1'46.325
13	56 P. SEBESTYEN	Honda CBR600RR 1'46.575
14	84 L. CRESSON	Yamaha YZF R6 1'46.674
15	31 D. VALLE	Yamaha YZF R6 1'46.911
16	61 G. RUIU	Honda CBR600RR 1'46.933
17	30 G. VAN STRAALEN	Kawasaki ZX-6R 1'47.262
18	6 M. HERRERA	Yamaha YZF R6 1'47.598
19	4 C. STANGE	Honda CBR600RR 1'47.758
20	10 N. CALERO	Kawasaki ZX-6R 1'47.769
21	22 F. FULIGNI	MV Agusta F3 675 1'47.858
22	74 J. VAN SIKKELERUS	Honda CBR600RR 1'47.929
23	47 R. HARTOG	Kawasaki ZX-6R 1'48.165
24	65 M. CANDUCCI	Yamaha YZF R6 1'50.112
25	53 G. SCONZA	Honda CBR600RR 1'50.735
26	40 A. GYORFI	Yamaha YZF R6 1'51.144
27	67 G. MATERN	Kawasaki ZX-6R 1'51.210

SPEED		
1	32 I. VINALES	Yamaha YZF R6 284,4
2	84 L. CRESSON	Yamaha YZF R6 279,3
3	6 M. HERRERA	Yamaha YZF R6 279,3
4	64 F. CARICASULO	Yamaha YZF R6 278,6
5	95 J. DANILO	Honda CBR600RR 277,8
6	71 M. PONS	Yamaha YZF R6 275,7
7	94 C. PEROLARI	Yamaha YZF R6 275,0
8	78 H. OKUBO	Kawasaki ZX-6R 274,3
9	30 G. VAN STRAALEN	Kawasaki ZX-6R 272,9
10	21 R. KRUMMENACHER	Yamaha YZF R6 272,9
11	16 J. CLUZEL	Yamaha YZF R6 272,9
12	31 D. VALLE	Yamaha YZF R6 271,6
13	65 M. CANDUCCI	Yamaha YZF R6 270,9
14	3 R. DE ROSA	MV Agusta F3 675 270,9
15	22 F. FULIGNI	MV Agusta F3 675 270,9
16	61 G. RUIU	Honda CBR600RR 270,9
17	56 P. SEBESTYEN	Honda CBR600RR 270,2
18	47 R. HARTOG	Kawasaki ZX-6R 270,2
19	44 L. MAHIAS	Kawasaki ZX-6R 270,2
20	74 J. VAN SIKKELERUS	Honda CBR600RR 270,2
21	11 K. SMITH	Kawasaki ZX-6R 269,6
22	10 N. CALERO	Kawasaki ZX-6R 269,6
23	86 A. BADOVINI	Kawasaki ZX-6R 269,6
24	40 A. GYORFI	Yamaha YZF R6 268,2
25	4 C. STANGE	Honda CBR600RR 266,2
26	53 G. SCONZA	Honda CBR600RR 261,7
27	67 G. MATERN	Kawasaki ZX-6R 255,0

SEG. 1	
1	64 F. CARICASULO 33.241
2	32 I. VINALES 33.452
3	16 J. CLUZEL 33.578
4	21 R. KRUMMENACHER 33.610
5	3 R. DE ROSA 33.621
6	44 L. MAHIAS 33.653
7	78 H. OKUBO 33.743
8	95 J. DANILO 33.762
9	86 A. BADOVINI 33.769
10	94 C. PEROLARI 33.854
11	71 M. PONS 33.883
12	31 D. VALLE 33.948
13	11 K. SMITH 34.065
14	84 L. CRESSON 34.096
15	61 G. RUIU 34.146
16	56 P. SEBESTYEN 34.180
17	47 R. HARTOG 34.253
18	74 J. VAN SIKKELERUS 34.385
19	10 N. CALERO 34.424
20	30 G. VAN STRAALEN 34.450
21	22 F. FULIGNI 34.488
22	6 M. HERRERA 34.523
23	4 C. STANGE 34.542
24	65 M. CANDUCCI 34.751
25	67 G. MATERN 35.542
26	53 G. SCONZA 35.759
27	40 A. GYORFI 35.770

SEG. 2	
1	3 R. DE ROSA 31.151
2	86 A. BADOVINI 31.154
3	64 F. CARICASULO 31.163
4	21 R. KRUMMENACHER 31.213
5	32 I. VINALES 31.265
6	16 J. CLUZEL 31.316
7	44 L. MAHIAS 31.366
8	11 K. SMITH 31.385
9	94 C. PEROLARI 31.497
10	56 P. SEBESTYEN 31.498
11	78 H. OKUBO 31.506
12	84 L. CRESSON 31.557
13	71 M. PONS 31.587
14	61 G. RUIU 31.615
15	95 J. DANILO 31.650
16	31 D. VALLE 31.763
17	74 J. VAN SIKKELERUS 31.814
18	30 G. VAN STRAALEN 31.827
19	6 M. HERRERA 31.885
20	10 N. CALERO 31.890
21	22 F. FULIGNI 32.103
22	4 C. STANGE 32.188
23	47 R. HARTOG 32.218
24	65 M. CANDUCCI 32.577
25	67 G. MATERN 32.771
26	40 A. GYORFI 32.960
27	53 G. SCONZA 33.060

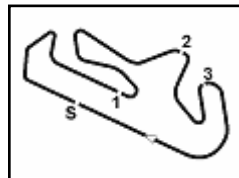
SEG. 3	
1	44 L. MAHIAS 20.468
2	64 F. CARICASULO 20.503
3	32 I. VINALES 20.538
4	3 R. DE ROSA 20.637
5	21 R. KRUMMENACHER 20.655
6	16 J. CLUZEL 20.710
7	78 H. OKUBO 20.731
8	71 M. PONS 20.742
9	86 A. BADOVINI 20.773
10	56 P. SEBESTYEN 20.793
11	95 J. DANILO 20.812
12	94 C. PEROLARI 20.853
13	31 D. VALLE 20.914
14	61 G. RUIU 20.962
15	30 G. VAN STRAALEN 20.974
16	74 J. VAN SIKKELERUS 20.980
17	84 L. CRESSON 20.992
18	11 K. SMITH 21.028
19	4 C. STANGE 21.030
20	6 M. HERRERA 21.036
21	47 R. HARTOG 21.073
22	10 N. CALERO 21.101
23	22 F. FULIGNI 21.219
24	65 M. CANDUCCI 21.539
25	67 G. MATERN 21.615
26	53 G. SCONZA 21.616
27	40 A. GYORFI 21.847

SEG. 4	
1	94 C. PEROLARI 19.512
2	64 F. CARICASULO 19.589
3	44 L. MAHIAS 19.643
4	95 J. DANILO 19.646
5	32 I. VINALES 19.652
6	11 K. SMITH 19.657
7	30 G. VAN STRAALEN 19.665
8	16 J. CLUZEL 19.681
9	86 A. BADOVINI 19.687
10	21 R. KRUMMENACHER 19.694
11	78 H. OKUBO 19.722
12	71 M. PONS 19.779
13	6 M. HERRERA 19.801
14	3 R. DE ROSA 19.831
15	56 P. SEBESTYEN 19.840
16	84 L. CRESSON 19.858
17	4 C. STANGE 19.866
18	31 D. VALLE 19.896
19	10 N. CALERO 19.917
20	61 G. RUIU 19.923
21	22 F. FULIGNI 19.981
22	74 J. VAN SIKKELERUS 20.139
23	47 R. HARTOG 20.148
24	53 G. SCONZA 20.246
25	65 M. CANDUCCI 20.404
26	40 A. GYORFI 20.567
27	67 G. MATERN 20.569

07/09/2019

These data/results cannot be reproduced, stored and/or transmitted in whole or in part by any manner of electronic, mechanical, photocopying, recording, broadcasting or otherwise now known or herein after developed without the previous express consent by the copyright owner, except for reproduction in daily press and regular printed publications on sale to the public within 60 days of the event related to those data/results and always provided that copyright symbol appears together as follows below.

© DORNA WSBK ORGANIZATION Srl 2019



Portimao 4.592 m

## Acerbis Portuguese Round, 6-8 September 2019

### Ideal Times Free Practice 3rd Session

No.	Rider	Nat	Bike	Seg. 1	Seg. 2	Seg. 3	Seg. 4	Ideal Time		
				Diff. 1	Diff. 2	Diff. 3	Diff. 4	Best Lap	Pos.	Diff.
1	<b>64 F. CARICASULO</b>	ITA	Yamaha YZF R6	<b>33.241</b>	31.163 +0.236	20.503	19.589 +0.121	<b>1'44.496</b>	1	0.357
2	<b>32 I. VINALES</b>	ESP	Yamaha YZF R6	33.452 +0.250	31.265 +0.066	20.538	19.652 +0.035	<b>1'44.907</b>	2	0.351
3	<b>44 L. MAHIAS</b>	FRA	Kawasaki ZX-6R	33.653 +0.259	31.366 +0.016	<b>20.468</b> +0.232	19.643	<b>1'45.130</b>	7	0.507
4	<b>21 R. KRUMMENACHER</b>	SUI	Yamaha YZF R6	33.610 +0.118	31.213 +0.028	20.655	19.694 +0.092	<b>1'45.172</b>	5	0.238
5	<b>3 R. DE ROSA</b>	ITA	MV Agusta F3 675	33.621 +0.113	<b>31.151</b>	20.637 +0.001	19.831	<b>1'45.240</b>	4	0.114
6	<b>16 J. CLUZEL</b>	FRA	Yamaha YZF R6	33.578 +0.023	31.316	20.710	19.681	<b>1'45.285</b>	3	0.023
7	<b>86 A. BADOVINI</b>	ITA	Kawasaki ZX-6R	33.769 +0.035	31.154 +0.104	20.773	19.687 +0.022	<b>1'45.383</b>	6	0.161
8	<b>78 H. OKUBO</b>	JPN	Kawasaki ZX-6R	33.743 +0.146	31.506 +0.112	20.731 +0.099	19.722	<b>1'45.702</b>	9	0.357
9	<b>94 C. PEROLARI</b>	FRA	Yamaha YZF R6	33.854	31.497 +0.174	20.853 +0.099	<b>19.512</b>	<b>1'45.716</b>	8	0.273
10	<b>95 J. DANILO</b>	FRA	Honda CBR600RR	33.762 +0.200	31.650 +0.023	20.812 +0.043	19.646 +0.076	<b>1'45.870</b>	10	0.342
11	<b>71 M. PONS</b>	ESP	Yamaha YZF R6	33.883	31.587 +0.115	20.742 +0.063	19.779 +0.156	<b>1'45.991</b>	12	0.334
12	<b>11 K. SMITH</b>	GBR	Kawasaki ZX-6R	34.065	31.385	21.028 +0.119	19.657 +0.038	<b>1'46.135</b>	11	0.157
13	<b>56 P. SEBESTYEN</b>	HUN	Honda CBR600RR	34.180	31.498	20.793 +0.162	19.840 +0.102	<b>1'46.311</b>	13	0.264
14	<b>84 L. CRESSON</b>	BEL	Yamaha YZF R6	34.096 +0.091	31.557	20.992	19.858 +0.080	<b>1'46.503</b>	14	0.171
15	<b>31 D. VALLE</b>	ESP	Yamaha YZF R6	33.948 +0.214	31.763 +0.074	20.914 +0.077	19.896 +0.025	<b>1'46.521</b>	15	0.390
16	<b>61 G. RUIJU</b>	ITA	Honda CBR600RR	34.146 +0.053	31.615 +0.037	20.962 +0.069	19.923 +0.128	<b>1'46.646</b>	16	0.287
17	<b>30 G. VAN STRAALEN</b>	NED	Kawasaki ZX-6R	34.450 +0.154	31.827	20.974 +0.016	19.665 +0.176	<b>1'46.916</b>	17	0.346
18	<b>6 M. HERRERA</b>	ESP	Yamaha YZF R6	34.523 +0.052	31.885	21.036	19.801 +0.301	<b>1'47.245</b>	18	0.353
19	<b>74 J. VAN SIKKELERUS</b>	NED	Honda CBR600RR	34.385 +0.071	31.814 +0.192	20.980 +0.239	20.139 +0.109	<b>1'47.318</b>	22	0.611
20	<b>10 N. CALERO</b>	ESP	Kawasaki ZX-6R	34.424 +0.357	31.890	21.101 +0.080	19.917	<b>1'47.332</b>	20	0.437
21	<b>4 C. STANGE</b>	GER	Honda CBR600RR	34.542	32.188 +0.029	21.030 +0.039	19.866 +0.064	<b>1'47.626</b>	19	0.132
22	<b>47 R. HARTOG</b>	NED	Kawasaki ZX-6R	34.253 +0.376	32.218 +0.097	21.073	20.148	<b>1'47.692</b>	23	0.473
23	<b>22 F. FULIGNI</b>	ITA	MV Agusta F3 675	34.488	32.103 +0.067	21.219	19.981	<b>1'47.791</b>	21	0.067
24	<b>65 M. CANDUCCI</b>	ITA	Yamaha YZF R6	34.751 +0.348	32.577 +0.320	21.539	20.404 +0.173	<b>1'49.271</b>	24	0.841
25	<b>67 G. MATERN</b>	FRA	Kawasaki ZX-6R	35.542 +0.271	32.771	21.615 +0.350	20.569 +0.092	<b>1'50.497</b>	27	0.713
26	<b>53 G. SCONZA</b>	ITA	Honda CBR600RR	35.759	33.060	21.616	20.246 +0.054	<b>1'50.681</b>	25	0.054
27	<b>40 A. GYORFI</b>	HUN	Yamaha YZF R6	35.770	32.960	21.847	20.567	<b>1'51.144</b>	26	
<b>Overall Ideal Time</b>				<b>33.241</b>	<b>31.151</b>	<b>20.468</b>	<b>19.512</b>	<b>1'44.372</b>		

07/09/2019

These data/results cannot be reproduced, stored and/or transmitted in whole or in part by any manner of electronic, mechanical, photocopying, recording, broadcasting or otherwise now known or herein after developed without the previous express consent by the copyright owner, except for reproduction in daily press and regular printed publications on sale to the public within 60 days of the event related to those data/results and always provided that copyright symbol appears together as follows below.

© DORNA WSBK ORGANIZATION Srl 2019

FICR PERUGIA TIMING

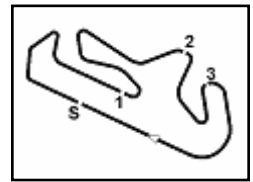


Official Tyre Supplier



Official Timekeeper





### Acerbis Portuguese Round, 6-8 September 2019

#### Chronological Analysis Free Practice 3rd Session

Portimao 4.592 m

**1 / 3**

1° 64 F. CARICASULO (1'44.853)							
Lap	Seg.1	Seg.2	Seg.3	Seg.4	Lap Time	km/h	Local Time
1		32.831	21.348	20.833			9:31'54.323
2	34.587	31.962	21.098	19.895	1'47.542	269,6	9:33'41.865
3	33.851	31.773	20.834	19.839	1'46.297	<b>278,6</b>	9:35'28.162
4	33.764	31.487	20.980	19.943	1'46.174	277,1	9:37'14.336
5	34.229	31.775	20.736	19.883	1'46.623	277,1	9:39'00.959
6	33.913	31.706	20.779	19.840	1'46.238	272,9	9:40'47.197
7	33.718	31.601	20.687	19.804	1'45.810	273,6	9:42'33.007
8	33.853	32.074	22.206	29.066	1'57.199P	277,1	9:44'30.206
9	1'57.393	32.014	21.005	19.929	3'10.341P		9:47'40.547
10	33.624	<b>31.163</b>	20.744	<b>19.589</b>	1'45.120	277,8	9:49'25.667
11	<b>33.241</b>	31.399	<b>20.503</b>	19.710	<b>1'44.853</b>	274,3	9:51'10.520

6° 86 A. BADOVINI (1'45.544)							
Lap	Seg.1	Seg.2	Seg.3	Seg.4	Lap Time	km/h	Local Time
1		33.633	21.901	20.070			9:32'36.512
2	34.339	31.747	21.906	21.152	1'49.144	266,2	9:34'25.656
3	34.247	36.620	21.294	19.878	1'52.039	266,2	9:36'17.695
4	34.096	31.418	20.835	19.715	1'46.064	267,6	9:38'03.759
5	35.020	33.404	21.744	29.441	1'59.609P	266,9	9:40'03.368
6	3'30.484	32.719	23.096	20.000	4'46.299P		9:44'49.667
7	33.804	31.258	<b>20.773</b>	19.709	<b>1'45.544</b>	268,2	9:46'35.211
8	<b>33.769</b>	31.240	20.783	19.830	1'45.622	268,9	9:48'20.833
9	33.840	<b>31.154</b>	20.875	<b>19.687</b>	1'45.556	<b>269,6</b>	9:50'06.389

2° 32 I. VINALES (1'45.258)							
Lap	Seg.1	Seg.2	Seg.3	Seg.4	Lap Time	km/h	Local Time
1		32.794	21.105	20.452			9:31'54.662
2	34.536	32.717	20.767	19.790	1'47.810	280,0	9:33'42.472
3	33.882	31.521	20.688	<b>19.652</b>	1'45.743	<b>284,4</b>	9:35'28.215
4	34.089	31.412	20.952	28.534	1'54.987P	277,8	9:37'23.202
5	4'21.818	32.395	25.871	23.292	5'43.376P		9:43'06.578
6	33.702	31.331	<b>20.538</b>	19.687	<b>1'45.258</b>	268,9	9:44'51.836
7	33.537	<b>31.265</b>	22.092	24.254	1'51.148	277,8	9:46'42.984
8	<b>33.452</b>	31.302	20.836	19.834	1'45.424	278,6	9:48'28.408
9	33.588	31.430	20.754	19.709	1'45.481	277,1	9:50'13.889

7° 44 L. MAHIAS (1'45.637)							
Lap	Seg.1	Seg.2	Seg.3	Seg.4	Lap Time	km/h	Local Time
1		31.971	20.996	20.007			9:32'50.814
2	34.085	31.440	20.916	19.732	1'46.173	266,2	9:34'36.987
3	34.104	31.706	20.716	19.739	1'46.265	268,2	9:36'23.252
4	34.126	31.377	20.601	19.691	1'45.795	267,6	9:38'09.047
5	33.912	31.382	20.700	<b>19.643</b>	<b>1'45.637</b>	268,2	9:39'54.684
6	33.818	31.387	20.656	19.687	1'45.548C	268,9	9:41'40.232
7	33.745	31.474	20.680	19.828	1'45.727	<b>270,2</b>	9:43'25.959
8	33.742	31.536	21.358	20.048	1'46.684	268,9	9:45'12.643
9	33.757	31.723	<b>20.468</b>	19.896	1'45.844	<b>270,2</b>	9:46'58.487
10	<b>33.653</b>	<b>31.366</b>	20.800	19.918	1'45.737	269,6	9:48'44.224
11	33.739	49.308	31.022	31.145	2'25.214P	269,6	9:51'09.438

3° 16 J. CLUZEL (1'45.308)							
Lap	Seg.1	Seg.2	Seg.3	Seg.4	Lap Time	km/h	Local Time
1		33.821	21.519	20.188			9:33'31.164
2	34.337	31.752	20.828	19.790	1'46.707	266,2	9:35'17.871
3	33.949	31.770	21.671	26.853	1'54.243P	266,2	9:37'12.114
4	3'45.486	33.473	21.731	20.051	5'00.741P		9:42'12.855
5	33.826	33.674	23.251	19.888	1'50.639	267,6	9:44'03.494
6	33.700	31.362	20.747	19.779	1'45.588	272,3	9:45'49.082
7	33.601	<b>31.316</b>	<b>20.710</b>	<b>19.681</b>	<b>1'45.308</b>	272,3	9:47'34.390
8	34.402	31.804	21.265	19.978	1'47.449	<b>272,9</b>	9:49'21.839
9	<b>33.578</b>	31.470	20.747	19.818	1'45.613	269,6	9:51'07.452

8° 94 C. PEROLARI (1'45.989)							
Lap	Seg.1	Seg.2	Seg.3	Seg.4	Lap Time	km/h	Local Time
1		33.011	21.591	20.285			9:31'55.851
2	34.472	31.777	20.946	19.691	1'46.886	266,2	9:33'42.737
3	<b>33.854</b>	31.671	<b>20.952</b>	<b>19.512</b>	<b>1'45.989</b>	<b>275,0</b>	9:35'28.726
4	34.016	<b>31.497</b>	<b>20.853</b>	19.724	1'46.090	268,9	9:37'14.816
5	34.105	31.644	20.943	19.660	1'46.352	270,9	9:39'01.168
6	34.062	31.715	20.937	19.824	1'46.538	267,6	9:40'47.706
7	33.960	31.561	21.140	19.759	1'46.420	266,9	9:42'34.126
8	41.195	32.465	21.395	20.050	1'55.105C	268,9	9:44'29.231
9	34.411	32.637	21.535	20.166	1'48.749	269,6	9:46'17.980
10	34.182	31.864	21.313	19.874	1'47.233	267,6	9:48'05.213
11	33.874	31.509	21.072	19.975	1'46.430	268,9	9:49'51.643
12	34.286	32.054	21.189	20.033	1'47.562	268,9	9:51'39.205

4° 3 R. DE ROSA (1'45.354)							
Lap	Seg.1	Seg.2	Seg.3	Seg.4	Lap Time	km/h	Local Time
1		32.469	22.430	21.089			9:31'53.650
2	34.559	31.721	20.959	20.074	1'47.313	262,4	9:33'40.963
3	34.114	31.546	20.841	19.872	1'46.373	266,2	9:35'27.336
4	34.118	31.560	20.908	20.110	1'46.696	263,7	9:37'14.032
5	35.094	31.905	21.362	19.989	1'48.350	263,0	9:39'02.382
6	34.991	32.277	21.302	20.152	1'48.722	267,6	9:40'51.104
7	33.733	32.096	21.542	28.513	1'55.884P	270,2	9:42'46.988
8	2'12.968	34.645	23.761	20.675	3'32.049P		9:46'19.037
9	<b>33.621</b>	31.300	20.682	19.871	1'45.474	<b>270,9</b>	9:48'04.511
10	33.734	<b>31.151</b>	20.638	<b>19.831</b>	<b>1'45.354</b>	265,6	9:49'49.865
11	33.842	31.254	<b>20.637</b>	19.964	1'45.697C	268,9	9:51'35.562

9° 78 H. OKUBO (1'46.059)							
Lap	Seg.1	Seg.2	Seg.3	Seg.4	Lap Time	km/h	Local Time
1		33.030	21.433	20.789			9:31'55.812
2	34.293	32.601	21.199	19.849	1'47.942	265,6	9:33'43.754
3	34.157	31.616	20.783	19.829	1'46.385	273,6	9:35'30.139
4	33.914	31.640	20.952	19.795	1'46.301	272,3	9:37'16.440
5	33.889	31.618	20.830	<b>19.722</b>	<b>1'46.059</b>	268,9	9:39'02.499
6	34.406	31.893	20.894	19.808	1'47.001	<b>274,3</b>	9:40'49.500
7	34.100	31.852	23.793	20.576	1'50.321	273,6	9:42'39.821
8	34.399	31.958	21.261	20.026	1'47.644	267,6	9:44'27.465
9	34.110	32.735	22.458	23.215	1'52.518	268,9	9:46'19.983
10	34.092	<b>31.506</b>	20.903	19.797	1'46.298	266,9	9:48'06.281
11	33.916	31.604	<b>20.731</b>	19.972	1'46.223C	<b>274,3</b>	9:49'52.504
12	<b>33.743</b>	40.497	23.926	32.928	2'11.094P	273,6	9:52'03.598

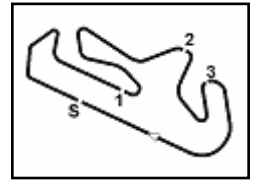
5° 21 R. KRUMMENACHER (1'45.410)							
Lap	Seg.1	Seg.2	Seg.3	Seg.4	Lap Time	km/h	Local Time
1		32.540	21.685	20.324			9:32'29.097
2	39.364	32.204	26.261	20.805	1'58.634	271,6	9:34'27.731
3	33.967	31.399	20.962	20.006	1'46.334	270,2	9:36'14.065
4	33.793	<b>31.213</b>	20.848	19.815	1'45.669	269,6	9:37'59.734
5	40.964	38.113	22.286	28.418	2'09.781P	271,6	9:40'09.515
6	3'56.413	32.217	21.565	19.884	5'10.079P		9:45'19.594
7	33.728	31.241	<b>20.655</b>	19.786	<b>1'45.410</b>	<b>272,9</b>	9:47'05.004
8	33.647	41.675	27.066	20.389	2'02.777	271,6	9:49'07.781

10° 95 J. DANILO (1'46.212)							
Lap	Seg.1	Seg.2	Seg.3	Seg.4	Lap Time	km/h	Local Time
1		33.708	21.480	21.019			9:31'57.252
2	34.334	32.111	21.041	<b>19.646</b>	1'47.132	276,4	9:33'44.384

07/09/2019 P = Pits In/Out - C = Lap Time Cancelled

These data/results cannot be reproduced, stored and/or transmitted in whole or in part by any manner of electronic, mechanical, photocopying, recording, broadcasting or otherwise now known or herein after developed without the previous express consent by the copyright owner, except for reproduction in daily press and regular printed publications on sale to the public within 60 days of the event related to those data/results and always provided that copyright symbol appears together as follows below.

© DORNA WSBK ORGANIZATION Srl 2019



## Acerbis Portuguese Round, 6-8 September 2019

### Chronological Analysis Free Practice 3rd Session

Portimao 4.592 m

2 / 3

3	33.906	31.765	20.962	19.711	1'46.344	<b>277,8</b>	9:35'30.728
4	33.962	31.673	20.855	19.722	<b>1'46.212</b>	275,7	9:37'16.940
5	36.136	32.399	21.277	27.806	1'57.618P	274,3	9:39'14.558
6	3'47.117	32.548	21.155	19.847	5'00.667P		9:44'15.225
7	33.838	32.316	20.944	19.868	1'46.966	270,2	9:46'02.191
8	34.069	<b>31.650</b>	20.874	19.929	1'46.522	270,9	9:47'48.713
9	33.919	31.799	20.862	19.925	1'46.505	268,2	9:49'35.218
10	<b>33.762</b>	31.917	<b>20.812</b>	19.916	1'46.407	271,6	9:51'21.625

**11° 11 K. SMITH (1'46.292)**

Lap	Seg.1	Seg.2	Seg.3	Seg.4	Lap Time	km/h	Local Time
1		32.820	21.392	20.269			9:31'58.464
2	34.805	31.968	1'15.382	30.471	2'52.626P	<b>269,6</b>	9:34'51.090
3	9'25.383	32.009	<b>21.028</b>	19.912	10'38.332P		9:45'29.422
4	34.174	31.660	21.239	<b>19.657</b>	1'46.730	266,9	9:47'16.152
5	<b>34.065</b>	<b>31.385</b>	21.147	19.695	<b>1'46.292</b>	<b>269,6</b>	9:49'02.444
6	35.066	31.716	21.072	19.764	1'47.618	<b>269,6</b>	9:50'50.062

**12° 71 M. PONS (1'46.325)**

Lap	Seg.1	Seg.2	Seg.3	Seg.4	Lap Time	km/h	Local Time
1		32.445	22.269	21.084			9:31'53.802
2	34.799	31.928	21.192	20.158	1'48.077	266,9	9:33'41.879
3	34.247	31.962	20.778	19.859	1'46.846	273,6	9:35'28.725
4	34.216	31.758	<b>20.742</b>	<b>19.779</b>	1'46.495	270,2	9:37'15.220
5	34.074	31.984	21.204	19.970	1'47.232	272,9	9:39'02.452
6	34.165	31.819	20.854	20.028	1'46.866	268,9	9:40'49.318
7	34.466	31.714	20.915	20.039	1'47.134	266,9	9:42'36.452
8	37.278	31.940	20.957	20.028	1'50.203	266,2	9:44'26.655
9	34.285	31.885	23.691	22.443	1'52.304	270,9	9:46'18.959
10	34.117	<b>31.587</b>	20.837	19.946	1'46.487C	267,6	9:48'05.446
11	<b>33.883</b>	31.702	20.805	19.935	<b>1'46.325</b>	268,9	9:49'51.771
12	34.304	32.507	21.322	20.031	1'48.164	<b>275,7</b>	9:51'39.935

**13° 56 P. SEBESTYEN (1'46.575)**

Lap	Seg.1	Seg.2	Seg.3	Seg.4	Lap Time	km/h	Local Time
1		33.323	21.355	20.109			9:31'59.264
2	34.916	32.497	21.522	<b>19.840</b>	1'48.775	<b>270,2</b>	9:33'48.039
3	34.752	32.012	21.114	20.127	1'48.005	269,6	9:35'36.044
4	34.695	31.958	21.105	19.935	1'47.693C	266,2	9:37'23.737
5	34.325	32.123	20.912	19.999	1'47.359	266,2	9:39'11.096
6	34.608	31.790	20.822	19.929	1'47.149	264,3	9:40'58.245
7	34.342	31.782	20.884	20.007	1'47.015	265,6	9:42'45.260
8	34.400	31.769	20.912	19.887	1'46.968	264,3	9:44'32.228
9	43.125	36.355	24.226	19.892	2'03.598	268,9	9:46'35.826
10	<b>34.180</b>	<b>31.498</b>	20.955	19.942	<b>1'46.575</b>	268,9	9:48'22.401
11	34.199	31.695	<b>20.793</b>	20.042	1'46.729	266,9	9:50'09.130

**14° 84 L. CRESSON (1'46.674)**

Lap	Seg.1	Seg.2	Seg.3	Seg.4	Lap Time	km/h	Local Time
1		33.472	21.814	20.886			9:31'57.718
2	34.381	32.076	21.251	<b>19.858</b>	1'47.566	<b>279,3</b>	9:33'45.284
3	34.285	31.907	21.170	19.889	1'47.251	278,6	9:35'32.535
4	34.289	31.757	21.186	19.897	1'47.129	278,6	9:37'19.664
5	34.348	31.822	21.257	20.044	1'47.471	275,0	9:39'07.135
6	34.364	31.821	21.132	19.892	1'47.209	274,3	9:40'54.344
7	34.719	32.392	21.933	27.184	1'56.228P	275,7	9:42'50.572
8	2'20.733	41.007	26.962	20.656	3'49.358P		9:46'39.930
9	34.187	<b>31.557</b>	<b>20.992</b>	19.938	<b>1'46.674</b>	274,3	9:48'26.604
10	<b>34.096</b>	31.687	21.149	19.933	1'46.865	272,9	9:50'13.469

**15° 31 D. VALLE (1'46.911)**

Lap	Seg.1	Seg.2	Seg.3	Seg.4	Lap Time	km/h	Local Time
-----	-------	-------	-------	-------	----------	------	------------

1		33.035	21.933	20.944			9:31'55.772
2	35.051	32.203	21.281	<b>19.896</b>	1'48.431	268,2	9:33'44.203
3	34.841	31.920	21.148	19.931	1'47.840	<b>271,6</b>	9:35'32.043
4	39.318	34.032	23.911	27.792	2'05.053CP	269,6	9:37'37.096
5	3'20.189	33.953	21.837	19.936	4'35.915P		9:42'13.011
6	<b>33.948</b>	<b>31.763</b>	21.400	19.965	1'47.076	270,2	9:44'00.087
7	35.954	33.124	<b>20.914</b>	19.911	1'49.903	270,9	9:45'49.990
8	34.162	31.837	20.991	19.921	<b>1'46.911</b>	270,9	9:47'36.901
9	34.289	31.915	21.341	19.998	1'47.543	<b>271,6</b>	9:49'24.444
10	42.970	34.810	23.318	30.684	2'11.782P	268,9	9:51'36.226

**16° 61 G. RUIJ (1'46.933)**

Lap	Seg.1	Seg.2	Seg.3	Seg.4	Lap Time	km/h	Local Time
1		33.683	22.312	20.334			9:31'56.166
2	35.398	32.424	21.676	20.205	1'49.703	264,3	9:33'45.869
3	34.774	32.145	21.393	20.068	1'48.380	<b>270,9</b>	9:35'34.249
4	34.627	32.030	21.163	20.077	1'47.897	<b>268,2</b>	9:37'22.146
5	34.215	31.877	<b>20.962</b>	<b>19.923</b>	1'46.977	266,9	9:39'09.123
6	34.300	31.963	21.125	20.032	1'47.420	268,2	9:40'56.543
7	38.030	35.990	26.637	24.058	2'04.715	266,9	9:43'01.258
8	34.507	31.904	22.232	20.723	1'49.366	264,9	9:44'50.624
9	<b>34.146</b>	<b>31.615</b>	21.141	20.047	1'46.949	268,9	9:46'37.573
10	34.199	31.652	21.031	20.051	<b>1'46.933</b>	268,2	9:48'24.506
11	40.063	33.881	22.621	21.222	1'57.787	267,6	9:50'22.293

**17° 30 G. VAN STRAALEN (1'47.262)**

Lap	Seg.1	Seg.2	Seg.3	Seg.4	Lap Time	km/h	Local Time
1		33.195	21.818	20.333			9:31'58.465
2	35.477	32.452	21.579	20.020	1'49.528	267,6	9:33'47.993
3	35.196	32.128	21.141	19.853	1'48.318	263,0	9:35'36.311
4	34.846	32.010	21.150	19.867	1'47.873	264,3	9:37'24.184
5	34.544	32.110	21.523	<b>19.665</b>	1'47.842	271,6	9:39'12.026
6	<b>34.450</b>	31.954	<b>20.974</b>	20.548	1'47.926	<b>272,9</b>	9:40'59.952
7	35.501	32.080	21.110	20.040	1'48.731C		9:42'48.683
8	34.938	32.114	21.367	19.962	1'48.381	263,7	9:44'37.064
9	34.953	32.435	21.446	20.917	1'49.751	261,7	9:46'26.815
10	34.604	<b>31.827</b>	20.990	19.841	<b>1'47.262</b>	264,9	9:48'14.077
11	35.688	32.796	21.372	20.333	1'50.189	263,0	9:50'04.266

**18° 6 M. HERRERA (1'47.598)**

Lap	Seg.1	Seg.2	Seg.3	Seg.4	Lap Time	km/h	Local Time
1		33.834	21.645	20.228			9:31'56.199
2	35.011	32.165	21.078	<b>19.801</b>	1'48.055	271,6	9:33'44.254
3	35.015	31.975	21.130	20.276	1'48.396	<b>279,3</b>	9:35'32.650
4	34.862	31.953	21.150	19.979	1'47.944	268,2	9:37'20.594
5	34.668	31.981	21.046	20.064	1'47.759	275,7	9:39'08.353
6	39.919	34.953	21.901	28.465	2'05.238P	271,6	9:41'13.591
7	1'48.514	32.472	21.100	19.999	3'02.085P		9:44'15.676
8	34.575	<b>31.885</b>	<b>21.036</b>	20.102	<b>1'47.598</b>	274,3	9:46'03.274
9	<b>34.523</b>	32.153	21.055	20.227	1'47.958	275,7	9:47'51.232
10	34.693	32.279	21.386	20.252	1'48.610	277,1	9:49'39.842
11	39.048	32.749	22.388	31.978	2'06.163P	263,7	9:51'46.005

**19° 4 C. STANGE (1'47.758)**

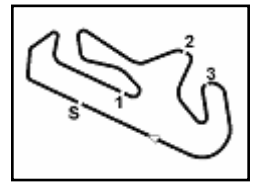
Lap	Seg.1	Seg.2	Seg.3	Seg.4	Lap Time	km/h	Local Time
1		37.371	26.825	37.299			9:32'41.762
2	7'51.527	33.203	21.888	20.281	9'06.899P		9:41'48.661
3	35.802	33.095	21.525	20.254	1'50.676	260,5	9:43'39.337
4	34.800	32.551	21.252	20.142	1'48.745	260,5	9:45'28.082
5	34.854	32.290	<b>21.030</b>	<b>19.866</b>	1'48.040	261,1	9:47'16.122
6	34.647	<b>32.188</b>	21.169	19.916	1'47.920	<b>266,2</b>	9:49'04.042
7	<b>34.542</b>	32.217	21.069	19.930	<b>1'47.758</b>	263,0	9:50'51.800

07/09/2019 P = Pits In/Out - C = Lap Time Cancelled

These data/results cannot be reproduced, stored and/or transmitted in whole or in part by any manner of electronic, mechanical, photocopying, recording, broadcasting or otherwise now known or herein after developed without the previous express consent by the copyright owner, except for reproduction in daily press and regular printed publications on sale to the public within 60 days of the event related to those data/results and always provided that copyright symbol appears together as follows below.

© DORNA WSBK ORGANIZATION Srl 2019





## Acerbis Portuguese Round, 6-8 September 2019

### Chronological Analysis Free Practice 3rd Session

#### 20° 10 N. CALERO (1'47.769)

Lap	Seg.1	Seg.2	Seg.3	Seg.4	Lap Time	km/h	Local Time
1		33.197	21.807	20.842			9:31'57.880
2	34.713	32.174	21.160	20.100	1'48.147	267,6	9:33'46.027
3	34.975	32.186	21.327	20.048	1'48.536	<b>269,6</b>	9:35'34.563
4	34.781	<b>31.890</b>	21.181	<b>19.917</b>	<b>1'47.769</b>	264,3	9:37'22.332
5	34.835	32.929	22.913	20.188	1'50.865	262,4	9:39'13.197
6	35.974	33.749	22.790	29.075	2'01.588P	261,1	9:41'14.785
7	3'56.165	38.961	28.257	21.964	5'25.347P		9:46'40.132
8	34.497	32.670	<b>21.101</b>	20.025	1'48.293	268,9	9:48'28.425
9	<b>34.424</b>	31.918	26.994	20.943	1'54.279	268,2	9:50'22.704

#### 21° 22 F. FULIGNI (1'47.858)

Lap	Seg.1	Seg.2	Seg.3	Seg.4	Lap Time	km/h	Local Time
1		34.396	22.372	20.603			9:34'05.912
2	35.710	32.956	21.795	20.346	1'50.807	264,3	9:35'56.719
3	35.234	32.482	21.554	20.239	1'49.509	266,2	9:37'46.228
4	34.762	32.515	21.494	20.086	1'48.857	267,6	9:39'35.085
5	34.754	32.258	21.297	20.092	1'48.401	265,6	9:41'23.486
6	35.359	32.662	21.502	20.316	1'49.839	267,6	9:43'13.325
7	<b>34.488</b>	32.170	<b>21.219</b>	<b>19.981</b>	<b>1'47.858</b>	269,6	9:45'01.183
8	34.532	<b>32.103</b>	21.255	20.061	1'47.951	269,6	9:46'49.134
9	36.031	34.597	23.991	21.191	1'55.810	269,6	9:48'44.944
10	34.774	35.080	22.360	21.413	1'53.627	<b>270,9</b>	9:50'38.571

#### 22° 74 J. VAN SIKKELERUS (1'47.929)

Lap	Seg.1	Seg.2	Seg.3	Seg.4	Lap Time	km/h	Local Time
1							9:31'58.070
2					2'49.526P		9:34'47.596
3	8'28.987	33.106	21.816	20.215	9'44.124P		9:44'31.720
4	34.927	32.347	21.289	<b>20.139</b>	1'48.702	266,2	9:46'20.422
5	34.615	<b>31.814</b>	<b>20.980</b>	20.150	1'47.559C	<b>270,2</b>	9:48'07.981
6	<b>34.385</b>	32.299	21.332	20.362	1'48.378	267,6	9:49'56.359
7	34.456	32.006	21.219	20.248	<b>1'47.929</b>	265,6	9:51'44.288

#### 23° 47 R. HARTOG (1'48.165)

Lap	Seg.1	Seg.2	Seg.3	Seg.4	Lap Time	km/h	Local Time
1		39.714	22.231	20.496			9:33'50.830
2	34.978	32.999	21.713	20.273	1'49.963	<b>270,2</b>	9:35'40.793
3	34.629	32.315	<b>21.073</b>	<b>20.148</b>	<b>1'48.165</b>	268,2	9:37'28.958

#### 24° 65 M. CANDUCCI (1'50.112)

Lap	Seg.1	Seg.2	Seg.3	Seg.4	Lap Time	km/h	Local Time
1		34.461	22.198	20.735			9:32'01.014
2	35.699	33.222	22.937	20.874	1'52.732	262,4	9:33'53.746
3	35.397	33.367	25.400	20.590	1'54.754	261,7	9:35'48.500
4	35.340	33.277	22.281	20.436	1'51.334C	258,6	9:37'39.834
5	36.226	33.376	22.050	20.644	1'52.296	261,7	9:39'32.130
6	35.430	32.997	21.844	20.578	1'50.849	258,0	9:41'22.979
7	35.099	32.897	<b>21.539</b>	20.577	<b>1'50.112</b>	264,3	9:43'13.091
8	35.327	<b>32.577</b>	<b>21.981</b>	<b>20.404</b>	1'50.289	265,6	9:45'03.380
9	35.202	32.916	21.615	20.563	1'50.296	264,9	9:46'53.676
10	35.043	33.095	21.922	20.813	1'50.873	262,4	9:48'44.549
11	<b>34.751</b>	35.217	22.203	21.722	1'53.893C	<b>270,9</b>	9:50'38.442

#### 25° 53 G. SCONZA (1'50.735)

Lap	Seg.1	Seg.2	Seg.3	Seg.4	Lap Time	km/h	Local Time
1		35.087	22.668	20.620			9:32'02.456
2	36.543	33.990	22.065	20.461	1'53.059	<b>261,7</b>	9:33'55.515
3	36.636	35.433	24.990	29.267	2'06.326P	256,2	9:36'01.841
4	6'00.615	33.900	23.042	20.841	7'18.398P		9:43'20.239

5	36.545		33.681		21.916	<b>20.246</b>	1'52.388	253,2	9:45'12.627
6	<b>35.759</b>		<b>33.060</b>		<b>21.616</b>	<b>20.300</b>	<b>1'50.735</b>	256,2	9:47'03.362
7	35.898					38.978	2'32.679P	254,4	9:49'36.041

#### 26° 40 A. GYORFI (1'51.144)

Lap	Seg.1	Seg.2	Seg.3	Seg.4	Lap Time	km/h	Local Time
1		34.967	22.450	20.809			9:32'03.438
2	36.322	33.623	22.281	20.694	1'52.920	264,3	9:33'56.358
3	36.092	34.729	23.462	29.171	2'03.454P	267,6	9:35'59.812
4	2'42.705	35.492	23.914	20.889	4'03.000P		9:40'02.812
5	36.068	33.466	21.874	20.633	1'52.041	264,3	9:41'54.853
6	35.905	33.227	22.086	20.589	1'51.807	264,3	9:43'46.660
7	<b>35.770</b>	<b>32.960</b>	<b>21.847</b>	<b>20.567</b>	<b>1'51.144</b>	267,6	9:45'37.804
8	36.237	36.273	22.546	28.899	2'03.955P	<b>268,2</b>	9:47'41.759
9	1'03.453	33.439	22.981	20.667	2'20.540P		9:50'02.299

#### 27° 67 G. MATERNI (1'51.210)

Lap	Seg.1	Seg.2	Seg.3	Seg.4	Lap Time	km/h	Local Time
1		34.651	22.448	20.665			9:32'09.055
2	36.552	33.307	22.036	<b>20.569</b>	1'52.464	252,6	9:34'01.519
3	36.024	33.214	21.770	20.684	1'51.692	253,8	9:35'53.211
4	<b>35.542</b>	32.990	<b>21.615</b>	20.442	1'50.589C	252,0	9:37'43.800
5	38.108	33.885	23.250	29.419	2'04.662P	252,6	9:39'48.462
6	4'29.060	35.007	26.680	21.121	5'51.868P		9:45'40.330
7	36.039	33.177	21.739	20.710	1'51.665	251,4	9:47'31.995
8	35.813	<b>32.771</b>	21.965	20.661	<b>1'51.210</b>	252,6	9:49'23.205
9	35.726	33.507	23.434	29.576	2'02.243P	<b>255,0</b>	9:51'25.448

07/09/2019 P = Pits In/Out - C = Lap Time Cancelled

These data/results cannot be reproduced, stored and/or transmitted in whole or in part by any manner of electronic, mechanical, photocopying, recording, broadcasting or otherwise now known or herein after developed without the previous express consent by the copyright owner, except for reproduction in daily press and regular printed publications on sale to the public within 60 days of the event related to those data/results and always provided that copyright symbol appears together as follows below.

© DORNA WSBK ORGANIZATION Srl 2019