

Acerbis Portuguese Round, 6-8 September 2019

Results Free Practice 1st Session Gr.B

No.	Rider	Nat	Team	Bike	Class	Time	Gap	Rel.	Laps	Speed	
										Avg	Max
1	95 S. DEROUE	NED	Kawasaki MOTOPOST	Kawasaki Ninja 400	B	1'56.268			9	142,182	208,4
2	18 M. GONZALEZ	ESP	Kawasaki ParkinGO Team	Kawasaki Ninja 400	B	1'56.848	0.580	0.580	10	141,476	212,5
3	25 A. VERDOIA	FRA	BCD Yamaha MS Racing	Yamaha YZF-R3	B	1'57.034	0.766	0.186	12	141,251	208,4
4	88 B. IERACI	ITA	Kawasaki GP Project	Kawasaki Ninja 400	B	1'57.135	0.867	0.101	11	141,129	210,4
5	72 V. STEEMAN	NED	Freudenberg KTM Junior Team	KTM RC 390 R	B	1'57.424	1.156	0.289	11	140,782	204,1
6	64 H. DE CANCELLIS	FRA	Team Trasimeno Yamaha	Yamaha YZF-R3	B	1'57.684	1.416	0.260	13	140,471	207,2
7	36 B. NEILA	ESP	BCD Yamaha MS Racing	Yamaha YZF-R3	B	1'57.841	1.573	0.157	13	140,284	204,8
8	30 D. BLIN	POL	Terra e Moto	Yamaha YZF-R3	B	1'57.897	1.629	0.056	12	140,217	202,2
9	46 S. DI SORA	FRA	Flembo Leader Team	Kawasaki Ninja 400	B	1'58.030	1.762	0.133	11	140,059	215,4
10	69 J. BUIS	NED	MTM Racing Team	Kawasaki Ninja 400	B	1'58.095	1.827	0.065	7	139,982	208,8
11	21 B. SANCHEZ	ESP	Scuderia Maranga Racing	Kawasaki Ninja 400	B	1'58.156	1.888	0.061	10	139,910	204,1
12	44 T. BRAMICH	AUS	Carl Cox-RT Motorsports by SKM-Kawasaki	Kawasaki Ninja 400	B	1'58.621	2.353	0.465	12	139,361	206,8
13	42 M. GARCIA	ESP	DS Junior Team	Kawasaki Ninja 400	B	1'58.974	2.706	0.353	11	138,948	206,0
14	26 J. KELSO	AUS	Nutec - RT Motorsports by SKM - Kawasaki	Kawasaki Ninja 400	B	1'59.130	2.862	0.156	14	138,766	208,0
15	97 M. KAPPLER	GER	Freudenberg KTM WorldSSP Team	KTM RC 390 R	B	1'59.378	3.110	0.248	12	138,478	206,0
16	78 J. FORAY	FRA	Prodina IRCOS Kawasaki	Kawasaki Ninja 400	B	1'59.521	3.253	0.143	13	138,312	204,8
17	54 B. SOFUOGLU	TUR	Turkish Puccetti Racing by TSM	Kawasaki Ninja 400	B	1'59.531	3.263	0.010	12	138,301	206,4
18	3 M. PEDENEAU	FRA	Team MHP Racing-Patrick Pons	Yamaha YZF-R3	B	1'59.726	3.458	0.195	12	138,075	208,0
19	35 F. DE BRUIN	NED	Team Trasimeno Yamaha	Yamaha YZF-R3	B	2'00.045	3.777	0.319	11	137,708	206,0
20	65 J. FACCO	ITA	Semakin Di Depan Biblion Motocrossing	Yamaha YZF-R3	B	2'00.552	4.284	0.507	11	137,129	200,3
21	77 V. SCHWARZ	CZE	ACCR Czech Talent Team - Willi Race	Kawasaki Ninja 400	B	2'01.011	4.743	0.459	12	136,609	203,7
22	39 J. PEREZ GONZALEZ	ESP	DS Junior Team	Kawasaki Ninja 400	B	2'01.143	4.875	0.132	11	136,460	201,0
23	32 A. PELIKANNOVA	CZE	Kawasaki GP Project	Kawasaki Ninja 400	B	2'01.425	5.157	0.282	9	136,143	206,4
24	96 M. HRAVA	CZE	ACCR Czech Talent Team - Willi Race	Kawasaki Ninja 400	B	2'01.450	5.182	0.025	11	136,115	203,7
25	12 R. DORE	FRA	Team MHP Racing-Patrick Pons	Yamaha YZF-R3	B	2'02.633	6.365	1.183	13	134,802	200,3
26	80 V. CORREIA ESTURRADO	POR	Team Motoclube De Loule Concelho	Kawasaki Ninja 400	B	2'03.407	7.139	0.774	7	133,957	199,6
27	9 S. NAUD	FRA	2R Racing Team	Kawasaki Ninja 400	B	2'04.379	8.111	0.972	13	132,910	211,6
----- Out 107% in this Session -----											
28	93 A. QUINET	FRA	TGP Racing	Honda CBR500R	B				0		

Qualifying Lap Time (107% of 1'56.268): 2'04.408

Top 3 Average Time: 1'56.716

AIR	Humidity:	65%	Temp:	26°C
TRACK	Condition:	Dry	Temp:	33°C

Records	Pole	(SP2)	2018 T.Edwards	1'56.877	141,440	Km/h
	Race	(RC)	2018 A.Carrasco	1'56.801	141,530	Km/h
	All Times	(RC)	2018 A.Carrasco	1'56.801	141,530	Km/h

06/09/2019 Start 09:45 End 10:17 The results are provisional until the end of the time limit for protests and appeals and the completion of the technical checks.

These data/results cannot be reproduced, stored and/or transmitted in whole or in part by any manner of electronic, mechanical, photocopying, recording, broadcasting or otherwise now known or herein after developed without the previous express consent by the copyright owner, except for reproduction in daily press and regular printed publications on sale to the public within 60 days of the event related to those data/results and always provided that copyright symbol appears together as follows below.

© DORNA WSBK ORGANIZATION Srl 2019



Official Fuel Supplier

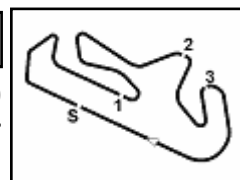


PIRELLI PERUGIA TIMING

Official Tyre Supplier



Official Timekeeper



Acerbis Portuguese Round, 6-8 September 2019

Results Free Practice 1st Session Gr.B

Session Highlights

Local Time	No. Rider	Description
09.45.00		Start
09.49.14	69 J. BUIS	Check Transponder
09.51.59	44 T. BRAMICH	Current Lap Cancelled - Exceeded Track Limits - Turn 4
09.59.31	44 T. BRAMICH	Current Lap Cancelled - Exceeded Track Limits - Turn 4
09.59.41	64 H. DE CANCELLIS	Current Lap Cancelled - Exceeded Track Limits - Turn 4
09.59.58	21 B. SANCHEZ	Lap Cancelled (2'07.037) - Exceeded Track Limits - Turn 4
10.00.24	93 A. QUINET	Check Transponder
10.00.36	54 B. SOFUOGLU	Lap Cancelled (3'17.329) - Exceeded Track Limits - Turn 4
10.00.55	64 H. DE CANCELLIS	Lap Cancelled (2'12.661) - Exceeded Track Limits - Turn 4
10.01.31	44 T. BRAMICH	Current Lap Cancelled - Exceeded Track Limits - Turn 4
10.02.11	93 A. QUINET	Check Transponder
10.05.26	80 V. CORREIA ESTURRADO	Technical Problem - Turn 5
10.07.33	97 M. KAPPLER	Current Lap Cancelled - Exceeded Track Limits - Turn 4
10.08.12	77 V. SCHWARZ	Lap Cancelled (2'01.597) - Exceeded Track Limits - Turn 4
10.09.31	97 M. KAPPLER	Current Lap Cancelled - Exceeded Track Limits - Turn 4
10.09.44	44 T. BRAMICH	Current Lap Cancelled - Exceeded Track Limits - Turn 4
10.11.12	12 R. DORE	Current Lap Cancelled - Exceeded Track Limits - Turn 4
10.12.27	21 B. SANCHEZ	Technical Problem
10.12.52	77 V. SCHWARZ	Lap Cancelled (2'00.666) - Exceeded Track Limits - Turn 4
10.13.36	77 V. SCHWARZ	Current Lap Cancelled - Exceeded Track Limits - Turn 4
10.14.18	3 M. PEDENEAU	Current Lap Cancelled - Exceeded Track Limits - Turn 4
10.17.01		End Of Session

Fastest Laps Sequence

No.	Rider	Nat	Team	Bike	Local Time	Time	Gap	Avg
95	S. DEROUE	NED	Kawasaki MOTOPOST	Kawasaki Ninja 400	09:49'00.829	1'58.769		139,188
88	B. IERACI	ITA	Kawasaki GP Project	Kawasaki Ninja 400	09:49'19.268	1'58.355	-0.414	139,675
18	M. GONZALEZ	ESP	Kawasaki ParkinGO Team	Kawasaki Ninja 400	09:50'05.484	1'58.258	-0.097	139,789
95	S. DEROUE	NED	Kawasaki MOTOPOST	Kawasaki Ninja 400	09:50'58.020	1'57.191	-1.067	141,062
95	S. DEROUE	NED	Kawasaki MOTOPOST	Kawasaki Ninja 400	09:52'54.627	1'56.607	-0.584	141,769
95	S. DEROUE	NED	Kawasaki MOTOPOST	Kawasaki Ninja 400	10:02'20.901	1'56.589	-0.018	141,790
95	S. DEROUE	NED	Kawasaki MOTOPOST	Kawasaki Ninja 400	10:04'17.169	1'56.268	-0.321	142,182

Start 06/09/2019 09:45 End 10:17 The results are provisional until the end of the time limit for protests and appeals and the completion of the technical checks.

These data/results cannot be reproduced, stored and/or transmitted in whole or in part by any manner of electronic, mechanical, photocopying, recording, broadcasting or otherwise now known or herein after developed without the previous express consent by the copyright owner, except for reproduction in daily press and regular printed publications on sale to the public within 60 days of the event related to those data/results and always provided that copyright symbol appears together as follows below.

© DORNA WSBK ORGANIZATION Srl 2019



Official Fuel Supplier

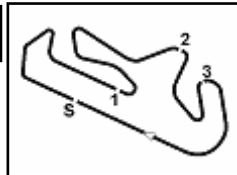


PIRELLI

Official Tyre Supplier



Official Timekeeper



Portimao 4.592 m

Acerbis Portuguese Round, 6-8 September 2019

Best Sectors & Speed Free Practice 1st Session Gr.B

BEST LAP		
1	95 S. DEROUE	Kawasaki Ninja 400 1'56.268
2	18 M. GONZALEZ	Kawasaki Ninja 400 1'56.848
3	25 A. VERDOIA	Yamaha YZF-R3 1'57.034
4	88 B. IERACI	Kawasaki Ninja 400 1'57.135
5	72 V. STEEMAN	KTM RC 390 R 1'57.424
6	64 H. DE CANCELLIS	Yamaha YZF-R3 1'57.684
7	36 B. NEILA	Yamaha YZF-R3 1'57.841
8	30 D. BLIN	Yamaha YZF-R3 1'57.897
9	46 S. DI SORA	Kawasaki Ninja 400 1'58.030
10	69 J. BUIS	Kawasaki Ninja 400 1'58.095
11	21 B. SANCHEZ	Kawasaki Ninja 400 1'58.156
12	44 T. BRAMICH	Kawasaki Ninja 400 1'58.621
13	42 M. GARCIA	Kawasaki Ninja 400 1'58.974
14	26 J. KELSO	Kawasaki Ninja 400 1'59.130
15	97 M. KAPPLER	KTM RC 390 R 1'59.378
16	78 J. FORAY	Kawasaki Ninja 400 1'59.521
17	54 B. SOFUOGLU	Kawasaki Ninja 400 1'59.531
18	3 M. PEDENEAU	Yamaha YZF-R3 1'59.726
19	35 F. DE BRUIN	Yamaha YZF-R3 2'00.045
20	65 J. FACCO	Yamaha YZF-R3 2'00.552
21	77 V. SCHWARZ	Kawasaki Ninja 400 2'01.011
22	39 J. PEREZ GONZALEZ	Kawasaki Ninja 400 2'01.143
23	32 A. PELIKANOVA	Kawasaki Ninja 400 2'01.425
24	96 M. HRAVA	Kawasaki Ninja 400 2'01.450
25	12 R. DORE	Yamaha YZF-R3 2'02.633
26	80 V. CORREIA ESTURRADO	Kawasaki Ninja 400 2'03.407
27	9 S. NAUD	Kawasaki Ninja 400 2'04.379
28	93 A. QUINET	Honda CBR500R

SPEED		
1	46 S. DI SORA	Kawasaki Ninja 400 215,4
2	18 M. GONZALEZ	Kawasaki Ninja 400 212,5
3	9 S. NAUD	Kawasaki Ninja 400 211,6
4	88 B. IERACI	Kawasaki Ninja 400 210,4
5	69 J. BUIS	Kawasaki Ninja 400 208,8
6	95 S. DEROUE	Kawasaki Ninja 400 208,4
7	25 A. VERDOIA	Yamaha YZF-R3 208,4
8	3 M. PEDENEAU	Yamaha YZF-R3 208,0
9	26 J. KELSO	Kawasaki Ninja 400 208,0
10	64 H. DE CANCELLIS	Yamaha YZF-R3 207,2
11	44 T. BRAMICH	Kawasaki Ninja 400 206,8
12	54 B. SOFUOGLU	Kawasaki Ninja 400 206,4
13	32 A. PELIKANOVA	Kawasaki Ninja 400 206,4
14	97 M. KAPPLER	KTM RC 390 R 206,0
15	42 M. GARCIA	Kawasaki Ninja 400 206,0
16	35 F. DE BRUIN	Yamaha YZF-R3 206,0
17	78 J. FORAY	Kawasaki Ninja 400 204,8
18	36 B. NEILA	Yamaha YZF-R3 204,8
19	72 V. STEEMAN	KTM RC 390 R 204,1
20	21 B. SANCHEZ	Kawasaki Ninja 400 204,1
21	96 M. HRAVA	Kawasaki Ninja 400 203,7
22	77 V. SCHWARZ	Kawasaki Ninja 400 203,7
23	30 D. BLIN	Yamaha YZF-R3 202,2
24	39 J. PEREZ GONZALEZ	Kawasaki Ninja 400 201,0
25	65 J. FACCO	Yamaha YZF-R3 200,3
26	12 R. DORE	Yamaha YZF-R3 200,3
27	80 V. CORREIA ESTURRADO	Kawasaki Ninja 400 199,6

SEG. 1			SEG. 2			SEG. 3			SEG. 4		
1	95 S. DEROUE	37.783	1	95 S. DEROUE	34.291	1	95 S. DEROUE	21.922	1	25 A. VERDOIA	21.692
2	18 M. GONZALEZ	38.074	2	88 B. IERACI	34.528	2	18 M. GONZALEZ	21.998	2	95 S. DEROUE	21.693
3	88 B. IERACI	38.113	3	25 A. VERDOIA	34.539	3	25 A. VERDOIA	22.011	3	18 M. GONZALEZ	21.795
4	25 A. VERDOIA	38.268	4	18 M. GONZALEZ	34.630	4	64 H. DE CANCELLIS	22.082	4	30 D. BLIN	21.895
5	72 V. STEEMAN	38.395	5	69 J. BUIS	34.656	5	69 J. BUIS	22.083	5	88 B. IERACI	21.900
6	64 H. DE CANCELLIS	38.426	6	36 B. NEILA	34.674	6	46 S. DI SORA	22.144	6	36 B. NEILA	21.931
7	36 B. NEILA	38.476	7	64 H. DE CANCELLIS	34.798	7	30 D. BLIN	22.154	7	72 V. STEEMAN	21.938
8	69 J. BUIS	38.487	8	21 B. SANCHEZ	34.813	8	88 B. IERACI	22.172	8	46 S. DI SORA	21.951
9	21 B. SANCHEZ	38.565	9	72 V. STEEMAN	34.854	9	36 B. NEILA	22.191	9	97 M. KAPPLER	21.981
10	46 S. DI SORA	38.623	10	30 D. BLIN	34.949	10	78 J. FORAY	22.200	10	35 F. DE BRUIN	22.121
11	44 T. BRAMICH	38.680	11	44 T. BRAMICH	34.972	11	72 V. STEEMAN	22.213	11	44 T. BRAMICH	22.154
12	30 D. BLIN	38.899	12	46 S. DI SORA	35.016	12	21 B. SANCHEZ	22.251	12	21 B. SANCHEZ	22.157
13	97 M. KAPPLER	38.912	13	54 B. SOFUOGLU	35.065	13	42 M. GARCIA	22.360	13	64 H. DE CANCELLIS	22.183
14	26 J. KELSO	38.970	14	42 M. GARCIA	35.125	14	26 J. KELSO	22.424	14	42 M. GARCIA	22.199
15	3 M. PEDENEAU	39.017	15	78 J. FORAY	35.281	15	54 B. SOFUOGLU	22.425	15	69 J. BUIS	22.209
16	78 J. FORAY	39.092	16	26 J. KELSO	35.297	16	3 M. PEDENEAU	22.488	16	77 V. SCHWARZ	22.243
17	42 M. GARCIA	39.131	17	97 M. KAPPLER	35.336	17	44 T. BRAMICH	22.516	17	54 B. SOFUOGLU	22.247
18	54 B. SOFUOGLU	39.307	18	3 M. PEDENEAU	35.513	18	96 M. HRAVA	22.520	18	65 J. FACCO	22.313
19	77 V. SCHWARZ	39.363	19	35 F. DE BRUIN	35.589	19	35 F. DE BRUIN	22.539	19	26 J. KELSO	22.327
20	65 J. FACCO	39.433	20	77 V. SCHWARZ	35.611	20	65 J. FACCO	22.545	20	3 M. PEDENEAU	22.382
21	35 F. DE BRUIN	39.435	21	65 J. FACCO	35.629	21	77 V. SCHWARZ	22.619	21	96 M. HRAVA	22.457
22	39 J. PEREZ GONZALEZ	39.618	22	96 M. HRAVA	35.653	22	97 M. KAPPLER	22.648	22	78 J. FORAY	22.544
23	96 M. HRAVA	39.674	23	39 J. PEREZ GONZALEZ	35.756	23	39 J. PEREZ GONZALEZ	22.670	23	39 J. PEREZ GONZALEZ	22.685
24	32 A. PELIKANOVA	39.738	24	32 A. PELIKANOVA	35.811	24	32 A. PELIKANOVA	23.028	24	32 A. PELIKANOVA	22.699
25	12 R. DORE	40.374	25	12 R. DORE	36.099	25	12 R. DORE	23.122	25	80 V. CORREIA ESTURRA	22.812
26	9 S. NAUD	40.579	26	80 V. CORREIA ESTURRA	36.388	26	80 V. CORREIA ESTURRA	23.362	26	12 R. DORE	22.960
27	80 V. CORREIA ESTURRA	40.601	27	9 S. NAUD	36.819	27	9 S. NAUD	23.766	27	9 S. NAUD	23.025

06/09/2019

These data/results cannot be reproduced, stored and/or transmitted in whole or in part by any manner of electronic, mechanical, photocopying, recording, broadcasting or otherwise now known or herein after developed without the previous express consent by the copyright owner, except for reproduction in daily press and regular printed publications on sale to the public within 60 days of the event related to those data/results and always provided that copyright symbol appears together as follows below.

© DORNA WSBK ORGANIZATION Srl 2019



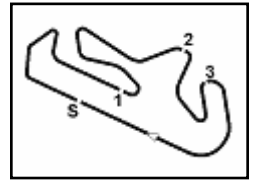
Official Fuel Supplier



Official Tyre Supplier



Official Timekeeper



Acerbis Portuguese Round, 6-8 September 2019

Ideal Times Free Practice 1st Session Gr.B

Portimao 4.592 m

No. Rider	Nat	Bike	Seg. 1 Diff. 1	Seg. 2 Diff. 2	Seg. 3 Diff. 3	Seg. 4 Diff. 4	Ideal Time		
							Best Lap	Pos.	Diff.
1	95 S. DEROUE	NED Kawasaki Ninja 400	37.783 +0.409	34.291 +0.025	21.922 +0.015	21.693 +0.130	1'55.689 1'56.268	1	0.579
2	18 M. GONZALEZ	ESP Kawasaki Ninja 400	38.074	34.630 +0.114	21.998 +0.237	21.795	1'56.497 1'56.848	2	0.351
3	25 A. VERDOIA	FRA Yamaha YZF-R3	38.268 +0.288	34.539	22.011 +0.034	21.692 +0.202	1'56.510 1'57.034	3	0.524
4	88 B. IERACI	ITA Kawasaki Ninja 400	38.113 +0.312	34.528	22.172 +0.110	21.900	1'56.713 1'57.135	4	0.422
5	36 B. NEILA	ESP Yamaha YZF-R3	38.476	34.674 +0.333	22.191	21.931 +0.236	1'57.272 1'57.841	7	0.569
6	72 V. STEEMAN	NED KTM RC 390 R	38.395	34.854	22.213 +0.022	21.938 +0.002	1'57.400 1'57.424	5	0.024
7	69 J. BUIS	NED Kawasaki Ninja 400	38.487 +0.419	34.656 +0.241	22.083	22.209	1'57.435 1'58.095	10	0.660
8	64 H. DE CANCELLIS	FRA Yamaha YZF-R3	38.426 +0.191	34.798	22.082	22.183 +0.004	1'57.489 1'57.684	6	0.195
9	46 S. DI SORA	FRA Kawasaki Ninja 400	38.623	35.016 +0.149	22.144 +0.147	21.951	1'57.734 1'58.030	9	0.296
10	21 B. SANCHEZ	ESP Kawasaki Ninja 400	38.565	34.813	22.251 +0.309	22.157 +0.061	1'57.786 1'58.156	11	0.370
11	30 D. BLIN	POL Yamaha YZF-R3	38.899	34.949	22.154	21.895	1'57.897 1'57.897	8	
12	44 T. BRAMICH	AUS Kawasaki Ninja 400	38.680	34.972	22.516 +0.226	22.154 +0.073	1'58.322 1'58.621	12	0.299
13	42 M. GARCIA	ESP Kawasaki Ninja 400	39.131 +0.036	35.125 +0.075	22.360	22.199 +0.048	1'58.815 1'58.974	13	0.159
14	97 M. KAPPLER	GER KTM RC 390 R	38.912 +0.173	35.336	22.648 +0.328	21.981	1'58.877 1'59.378	15	0.501
15	26 J. KELSO	AUS Kawasaki Ninja 400	38.970 +0.112	35.297	22.424	22.327	1'59.018 1'59.130	14	0.112
16	54 B. SOFUOGLU	TUR Kawasaki Ninja 400	39.307	35.065	22.425 +0.358	22.247 +0.129	1'59.044 1'59.531	17	0.487
17	78 J. FORAY	FRA Kawasaki Ninja 400	39.092 +0.063	35.281 +0.069	22.200	22.544 +0.272	1'59.117 1'59.521	16	0.404
18	3 M. PEDENEAU	FRA Yamaha YZF-R3	39.017 +0.042	35.513	22.488 +0.066	22.382 +0.218	1'59.400 1'59.726	18	0.326
19	35 F. DE BRUIN	NED Yamaha YZF-R3	39.435 +0.069	35.589 +0.147	22.539 +0.145	22.121	1'59.684 2'00.045	19	0.361
20	77 V. SCHWARZ	CZE Kawasaki Ninja 400	39.363 +0.989	35.611 +0.105	22.619 +0.081	22.243	1'59.836 2'01.011	21	1.175
21	65 J. FACCO	ITA Yamaha YZF-R3	39.433 +0.111	35.629	22.545 +0.200	22.313 +0.321	1'59.920 2'00.552	20	0.632
22	96 M. HRAVA	CZE Kawasaki Ninja 400	39.674 +0.751	35.653 +0.253	22.520	22.457 +0.142	2'00.304 2'01.450	24	1.146
23	39 J. PEREZ GONZALEZ	ESP Kawasaki Ninja 400	39.618 +0.120	35.756 +0.035	22.670 +0.234	22.685 +0.025	2'00.729 2'01.143	22	0.414
24	32 A. PELIKANOVA	CZE Kawasaki Ninja 400	39.738 +0.043	35.811 +0.021	23.028 +0.027	22.699 +0.058	2'01.276 2'01.425	23	0.149
25	12 R. DORE	FRA Yamaha YZF-R3	40.374	36.099	23.122	22.960 +0.078	2'02.555 2'02.633	25	0.078
26	80 V. CORREIA ESTURRA	POR Kawasaki Ninja 400	40.601	36.388	23.362	22.812 +0.244	2'03.163 2'03.407	26	0.244
27	9 S. NAUD	FRA Kawasaki Ninja 400	40.579	36.819	23.766 +0.190	23.025	2'04.189 2'04.379	27	0.190
93	A. QUINET	FRA Honda CBR500R	One or more sectors missing						

Overall Ideal Time

37.783 34.291 21.922 21.692

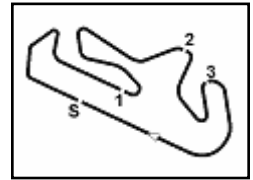
1'55.688

06/09/2019

These data/results cannot be reproduced, stored and/or transmitted in whole or in part by any manner of electronic, mechanical, photocopying, recording, broadcasting or otherwise now known or herein after developed without the previous express consent by the copyright owner, except for reproduction in daily press and regular printed publications on sale to the public within 60 days of the event related to those data/results and always provided that copyright symbol appears together as follows below.

© DORNA WSBK ORGANIZATION Srl 2019





Portimao 4.592 m

Acerbis Portuguese Round, 6-8 September 2019

Chronological Analysis Free Practice 1st Session Gr.B

1 / 4

1° 95 S. DEROUE (1'56.268)							
Lap	Seg.1	Seg.2	Seg.3	Seg.4	Lap Time	km/h	Local Time
1		36.199	22.500	22.211			9:47'02.060
2	38.954	35.284	22.221	22.310	1'58.769	201,0	9:49'00.829
3	38.627	34.668	21.989	21.907	1'57.191	202,5	9:50'58.020
4	38.260	34.577	21.922	21.848	1'56.607	203,3	9:52'54.627
5	38.210	34.716	24.580	29.093	2'06.599P	204,1	9:55'01.226
6	4'03.790	34.695	22.563	22.038	5'23.086P		10:00'24.312
7	38.382	34.558	21.956	21.693	1'56.589	203,3	10:02'20.901
8	38.192	34.316	21.937	21.823	1'56.268	205,6	10:04'17.169
9	37.783	34.291	22.338	21.890	1'56.302	208,4	10:06'13.471
10	39.691	37.461	28.419	29.762	2'15.333P	207,2	10:08'28.804

2° 18 M. GONZALEZ (1'56.848)							
Lap	Seg.1	Seg.2	Seg.3	Seg.4	Lap Time	km/h	Local Time
1		37.041	22.709	22.195			9:48'07.226
2	39.031	35.002	22.238	21.987	1'58.258	199,9	9:50'05.484
3	38.571	35.018	22.061	21.892	1'57.542	202,9	9:52'03.026
4	38.554	34.817	22.231	21.906	1'57.508	201,4	9:54'00.534
5	38.478	34.630	22.118	21.799	1'57.025	203,3	9:55'57.559
6	42.271	36.014	23.048	31.910	2'13.243P	203,3	9:58'10.802
7	8'41.042	38.125	30.903	23.198	10'13.268P		10:08'24.070
8	38.074	34.744	22.235	21.795	1'56.848	212,5	10:10'20.918
9	38.298	34.705	28.257	23.187	2'04.447	202,2	10:12'25.365
10	38.327	34.779	22.055	21.898	1'57.059	203,7	10:14'22.424
11	38.382	34.833	21.998	21.832	1'57.045	203,3	10:16'19.469

3° 25 A. VERDOIA (1'57.034)							
Lap	Seg.1	Seg.2	Seg.3	Seg.4	Lap Time	km/h	Local Time
1		36.920	23.126	22.193			9:47'20.966
2	39.360	35.062	22.381	21.840	1'58.643	203,7	9:49'19.609
3	38.978	35.006	22.726	21.692	1'58.402	208,0	9:51'18.011
4	38.346	34.849	22.454	22.156	1'57.805	206,0	9:53'15.816
5	38.481	35.015	22.362	22.113	1'57.971	205,2	9:55'13.787
6	38.907	34.888	23.430	32.167	2'09.392P	203,3	9:57'23.179
7	3'37.772	37.023	22.137	21.855	4'58.787P		10:02'21.966
8	38.641	34.832	22.011	22.157	1'57.641	204,8	10:04'19.607
9	38.511	34.569	22.252	22.533	1'57.865	203,7	10:06'17.472
10	38.298	34.783	28.194	30.864	2'12.139P	203,7	10:08'29.611
11	2'15.371	34.959	22.481	21.928	3'34.739P		10:12'04.350
12	38.556	34.539	22.045	21.894	1'57.034	206,8	10:14'01.384
13	38.268	34.690	22.151	22.009	1'57.118	208,4	10:15'58.502

4° 88 B. IERACI (1'57.135)							
Lap	Seg.1	Seg.2	Seg.3	Seg.4	Lap Time	km/h	Local Time
1		37.057	23.174	22.489			9:47'20.913
2	39.237	34.993	22.172	21.953	1'58.355		9:49'19.268
3	39.107	35.005	22.505	22.051	1'58.668	203,7	9:51'17.936
4	38.395	34.674	22.561	21.940	1'57.570	204,8	9:53'15.506
5	38.856	35.098	22.533	22.006	1'58.493	199,6	9:55'13.999
6	38.831	35.263	23.279	22.067	1'59.440	203,3	9:57'13.439
7	38.818	36.358	23.161	32.192	2'10.529P	202,2	9:59'23.968
8	3'32.983	35.367	22.419	22.224	4'52.993P		10:04'16.961
9	38.425	34.528	22.282	21.900	1'57.135	199,9	10:06'14.096
10	38.829	37.902	25.392	21.978	2'04.101	210,0	10:08'18.197
11	40.776	36.140	26.125	22.027	2'05.068	201,8	10:10'23.265
12	38.113	34.680	23.390	31.166	2'07.349P	210,4	10:12'30.614

5° 72 V. STEEMAN (1'57.424)							
Lap	Seg.1	Seg.2	Seg.3	Seg.4	Lap Time	km/h	Local Time
1		37.829	23.528	22.523			9:48'09.427
2	39.702	35.949	22.585	22.214	2'00.450	201,8	9:50'09.877

3	38.975	35.304	22.266	21.945	1'58.490	204,1	9:52'08.367
4	38.441	35.070	22.358	22.169	1'58.038	203,7	9:54'06.405
5	38.446	34.915	22.233	21.976	1'57.570	203,3	9:56'03.975
6	38.549	34.949	22.216	22.135	1'57.849	203,3	9:58'01.824
7	39.586	35.750	23.081	33.289	2'11.706P	203,3	10:00'13.530
8	6'13.620	35.898	22.360	22.348	7'34.226P		10:07'47.756
9	38.395	34.854	22.235	21.940	1'57.424	201,8	10:09'45.180
10	38.486	34.991	22.357	21.938	1'57.772	200,7	10:11'42.952
11	38.498	34.934	22.228	22.037	1'57.697	200,7	10:13'40.649
12	38.561	35.066	22.213	22.231	1'58.071	201,4	10:15'38.720

6° 64 H. DE CANCELLIS (1'57.684)							
Lap	Seg.1	Seg.2	Seg.3	Seg.4	Lap Time	km/h	Local Time
1		38.757	33.164	23.388			9:47'48.999
2	39.686	35.851	22.344	22.326	2'00.207	197,7	9:49'49.206
3	39.312	35.580	22.605	22.187	1'59.684	198,8	9:51'48.890
4	41.114	46.522	22.882	22.143	2'12.661C	199,9	9:54'01.551
5	38.871	35.096	22.828	29.303	2'06.098P	203,3	9:56'07.649
6	1'54.304	52.595	42.265	28.935	3'58.099CP		10:00'05.748
7	39.283	35.221	22.299	22.361	1'59.164	205,2	10:02'04.912
8	39.178	39.139			2'15.210	196,3	10:04'20.122
9	38.617	34.798	22.082	22.187	1'57.684	205,6	10:06'17.806
10	38.426	35.101	25.795	26.170	2'05.492	207,2	10:08'23.298
11	38.793	35.483	22.756	22.217	1'59.249	197,7	10:10'22.547
12	38.463	35.414	24.009	29.445	2'07.331	202,5	10:12'29.878
13	38.741	35.061	22.102	22.448	1'58.352	205,6	10:14'28.230
14	38.985	44.357	23.066	22.183	2'08.591	199,9	10:16'36.821

7° 36 B. NEILA (1'57.841)							
Lap	Seg.1	Seg.2	Seg.3	Seg.4	Lap Time	km/h	Local Time
1		42.855	25.475	22.894			9:47'21.433
2	39.975	35.123	22.648	22.481	2'00.227	198,1	9:49'21.660
3	38.966	35.344	22.641	21.931	1'58.882	199,9	9:51'20.542
4	38.713	35.298	22.390	22.139	1'58.540	201,4	9:53'19.082
5	39.588	35.303	22.535	31.880	2'09.306P	197,7	9:55'28.388
6	3'01.144	39.150	28.180	27.737	4'36.211P		10:00'04.599
7	40.435	35.342	22.521	22.255	2'00.553	189,4	10:02'05.152
8	39.293	35.279	22.563	22.471	1'59.606	203,7	10:04'04.758
9	39.299	34.686	22.279	22.226	1'58.490	189,4	10:06'03.248
10	38.476	35.007	22.191	22.167	1'57.841	204,5	10:08'01.089
11	40.090	36.056	22.826	22.562	2'01.534	201,4	10:10'02.623
12	39.362	35.076	22.911	22.530	1'59.879	195,6	10:12'02.502
13	39.242	35.248	22.271	22.335	1'59.096	193,2	10:14'01.598
14	38.772	34.674	22.627	22.110	1'58.183	204,8	10:15'59.781

8° 30 D. BLIN (1'57.897)							
Lap	Seg.1	Seg.2	Seg.3	Seg.4	Lap Time	km/h	Local Time
1		37.842	23.630	23.410			9:47'37.914
2	41.679	37.177	23.056	23.214	2'05.126	188,5	9:49'43.040
3	41.073	37.598	22.630	22.954	2'04.255	189,4	9:51'47.295
4	40.435	36.294	22.753	23.142	2'02.624	190,4	9:53'49.919
5	40.625	35.997	22.562	31.143	2'10.327P	186,5	9:56'00.246
6	4'36.353	36.045	22.655	23.007	5'58.060P		10:01'58.306
7	40.594	36.271	22.349	22.805	2'02.019	189,4	10:04'00.325
8	40.434	35.566	22.490	22.741	2'01.231	184,3	10:06'01.556
9	40.022	35.373	22.175	22.284	1'59.854	189,4	10:08'01.410
10	40.534	36.866	22.283	22.426	2'02.109	200,3	10:10'03.519
11	39.146	35.307	22.639	22.426	1'59.518	195,6	10:12'03.037
12	38.900	35.507	22.222	22.294	1'58.923	198,8	10:14'01.960
13	38.899	34.949	22.154	21.895	1'57.897	202,2	10:15'59.857

06/09/2019 P = Pits In/Out - C = Lap Time Cancelled

These data/results cannot be reproduced, stored and/or transmitted in whole or in part by any manner of electronic, mechanical, photocopying, recording, broadcasting or otherwise now known or herein after developed without the previous express consent by the copyright owner, except for reproduction in daily press and regular printed publications on sale to the public within 60 days of the event related to those data/results and always provided that copyright symbol appears together as follows below.

© DORNA WSBK ORGANIZATION Srl 2019



Official Fuel Supplier

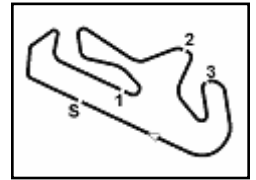


FKR PERGOIA TIMING

Official Tyre Supplier



Official Timekeeper



Portimao 4.592 m

Acerbis Portuguese Round, 6-8 September 2019

Chronological Analysis Free Practice 1st Session Gr.B

2 / 4

9° 46 S. DI SORA (1'58.030)							
Lap	Seg.1	Seg.2	Seg.3	Seg.4	Lap Time	km/h	Local Time
1		37.832	24.426	22.956			9:47'21.872
2	39.957	35.386	22.616	22.259	2'00.218	207,6	9:49'22.090
3	38.999	35.243	22.514	22.200	1'58.956	202,5	9:51'21.046
4	38.623	35.165	22.291	21.951	1'58.030	215,4	9:53'19.076
5	38.924	35.384	22.329	22.472	1'59.109	206,0	9:55'18.185
6	39.088	35.215	22.239	30.205	2'06.747P	205,6	9:57'24.932
7	7'10.911	35.698	22.361	22.484	8'31.454P		10:05'56.386
8	38.950	35.119	22.144	22.191	1'58.404	201,4	10:07'54.790
9	38.839	35.016	22.215	22.153	1'58.223	203,3	10:09'53.013
10	39.162	35.097	22.518	22.534	1'59.311	201,8	10:11'52.324
11	39.209	35.603	22.342	22.908	2'00.062	199,9	10:13'52.386
12	51.198	45.563	26.520	37.061	2'40.342P	189,1	10:16'32.728

5	39.282	35.495	22.554	22.413	1'59.744	197,0	9:56'15.001
6	39.212	35.368	22.532	22.346	1'59.458	197,4	9:58'14.459
7	39.131	35.125	22.368	22.480	1'59.104	197,0	10:00'13.563
8	39.331	36.212	23.130	30.368	2'09.041P	198,5	10:02'22.604
9	6'46.765	35.727	22.556	22.418	8'07.466P		10:10'30.070
10	39.167	35.234	22.637	22.199	1'59.237	199,2	10:12'29.307
11	39.167	35.263	22.470	22.430	1'59.330	198,1	10:14'28.637
12	39.167	35.200	22.360	22.247	1'58.974	206,0	10:16'27.611

10° 69 J. BUIS (1'58.095)							
Lap	Seg.1	Seg.2	Seg.3	Seg.4	Lap Time	km/h	Local Time
1		35.382	22.333	22.343			10:02'06.185
2	39.070	34.978	22.269	22.285	1'58.602	202,9	10:04'04.787
3	38.906	34.897	22.083	22.209	1'58.095	196,3	10:06'02.882
4	38.596	35.066	22.099	22.356	1'58.117	205,2	10:08'00.999
5	41.242	35.888	22.511	22.351	2'01.992	201,8	10:10'02.991
6	39.506	35.211	22.780	22.396	1'59.893	208,8	10:12'02.884
7	38.487	35.310	22.142	22.408	1'58.347	208,0	10:14'01.231
8	38.981	34.656	22.608	22.270	1'58.515	201,8	10:15'59.746

14° 26 J. KELSO (1'59.130)							
Lap	Seg.1	Seg.2	Seg.3	Seg.4	Lap Time	km/h	Local Time
1		41.748	25.809	23.835			9:47'21.978
2	41.985	37.719	24.387	23.646	2'07.737	203,3	9:49'29.715
3	41.379	37.079	23.784	23.063	2'05.305	201,8	9:51'35.020
4	40.610	36.498	23.374	22.841	2'03.323	202,5	9:53'38.343
5	39.987	36.666	23.169	22.855	2'02.677	201,4	9:55'41.020
6	40.093	36.078	23.039	22.832	2'02.042	202,2	9:57'43.062
7	43.340	45.555	30.186	23.053	2'22.134	202,2	10:00'05.196
8	39.553	45.141	23.152	22.717	2'10.563	204,5	10:02'15.759
9	39.564	36.178	22.934	22.687	2'01.363	205,2	10:04'17.122
10	39.339	35.558	22.758	22.747	2'00.402	202,9	10:06'17.524
11	39.229	43.153	23.009	22.772	2'08.163	200,3	10:08'25.687
12	39.548	35.616	22.923	22.716	2'00.803	203,3	10:10'26.490
13	39.414	35.477	23.299	25.526	2'03.716	201,4	10:12'30.206
14	38.970	35.387	22.491	22.450	1'59.298	208,0	10:14'29.504
15	39.082	35.297	22.424	22.327	1'59.130	203,3	10:16'28.634

11° 21 B. SANCHEZ (1'58.156)							
Lap	Seg.1	Seg.2	Seg.3	Seg.4	Lap Time	km/h	Local Time
1		38.234	23.878	22.898			9:47'30.164
2	40.284	49.700	27.483	22.538	2'20.005	197,0	9:49'50.169
3	39.258	35.636	22.597	22.295	1'59.786	201,4	9:51'49.955
4	38.705	37.016	28.581	22.735	2'07.037C	202,9	9:53'56.992
5	39.417	35.941	23.739	22.175	2'01.272	199,9	9:55'58.264
6	38.869	35.402	22.251	22.360	1'58.882	202,9	9:57'57.146
7	44.722	35.726	23.408	32.499	2'16.355P	198,8	10:00'13.501
8	4'48.841	36.186	23.063	22.635	6'10.725P		10:06'24.226
9	39.167	35.534	22.698	22.157	1'59.556	199,9	10:08'23.782
10	38.565	34.813	22.560	22.218	1'58.156	204,1	10:10'21.938
11	38.580	35.229	24.252	1'00.257	2'38.318P	201,8	10:13'00.256

15° 97 M. KAPPLER (1'59.378)							
Lap	Seg.1	Seg.2	Seg.3	Seg.4	Lap Time	km/h	Local Time
1		36.995	23.345	22.669			9:48'03.712
2	40.495	35.889	22.918	22.537	2'01.839	199,6	9:50'05.551
3	39.551	35.712	23.000	22.221	2'00.484	204,1	9:52'06.035
4	39.525	35.571	22.894	22.330	2'00.320	201,0	9:54'06.355
5	39.119	35.619	22.659	22.272	1'59.669	201,0	9:56'06.024
6	39.239	35.501	22.720	22.373	1'59.833	201,8	9:58'05.857
7	40.185	36.134	23.134	32.381	2'11.834P	201,0	10:00'17.691
8	4'35.874	35.519	22.870	22.244	5'56.507P		10:06'14.198
9	38.912	36.014	22.882	22.431	2'00.239C	206,0	10:08'14.437
10	39.422	37.249	22.805	22.488	2'01.964C	200,3	10:10'16.401
11	39.283	35.556	22.711	22.274	1'59.824	200,3	10:12'16.225
12	39.660	41.471	22.648	22.521	2'06.300	200,7	10:14'22.525
13	39.085	35.336	22.976	21.981	1'59.378	195,6	10:16'21.903

12° 44 T. BRAMICH (1'58.621)							
Lap	Seg.1	Seg.2	Seg.3	Seg.4	Lap Time	km/h	Local Time
1		38.005	23.637	23.037			9:47'08.843
2	39.662	35.867	22.590	22.414	2'00.533	197,4	9:49'09.376
3	39.050	35.380	22.516	22.365	1'59.311	198,5	9:51'08.687
4	39.331	37.450	28.888	22.626	2'08.295C	200,7	9:53'16.982
5	43.037	35.579	22.604	30.205	2'11.425CP	202,2	9:55'28.407
6	3'02.137	39.252	31.588	23.250	4'36.227CP		10:00'04.634
7	39.376	43.708	24.991	22.697	2'10.772C	198,8	10:02'15.406
8	39.642	36.008	23.065	30.257	2'08.972P	198,8	10:04'24.378
9	2'24.719	40.678	22.759	22.320	3'50.476P		10:08'14.854
10	39.220	35.782	25.137	22.628	2'02.767C	206,8	10:10'17.621
11	38.946	35.285	22.623	22.154	1'59.008	202,2	10:12'16.629
12	39.520	39.174	25.728	22.198	2'06.620	204,8	10:14'23.249
13	38.680	34.972	22.742	22.227	1'58.621	206,0	10:16'21.870

16° 78 J. FORAY (1'59.521)							
Lap	Seg.1	Seg.2	Seg.3	Seg.4	Lap Time	km/h	Local Time
1		37.201	23.440	22.822			9:47'22.635
2	40.508	35.790	22.656	22.768	2'01.722	204,8	9:49'24.357
3	39.642	35.801	23.078	22.625	2'01.146	202,2	9:51'25.503
4	39.563	35.780	22.412	22.641	2'00.396	203,3	9:53'25.899
5	39.946	36.457	23.418	23.240	2'03.061	202,2	9:55'28.960
6	39.655	35.444	22.259	22.738	2'00.096	201,4	9:57'29.056
7	39.506	35.681	27.315	30.933	2'13.435P	201,0	9:59'42.491
8	3'43.282	38.103	22.978	22.697	5'07.060P		10:04'49.551
9	39.335	35.660	22.334	22.548	1'59.877	200,3	10:06'49.428
10	39.092	35.693	22.368	22.544	1'59.697	201,4	10:08'49.125
11	39.246	35.281	22.578	22.742	1'59.847	203,7	10:10'48.972
12	39.284	35.305	22.528	22.952	2'00.069	199,2	10:12'49.041
13	39.155	35.350	22.200	22.816	1'59.521	200,7	10:14'48.562
14	39.234	35.358	22.285	22.708	1'59.585	200,7	10:16'48.147

13° 42 M. GARCIA (1'58.974)							
Lap	Seg.1	Seg.2	Seg.3	Seg.4	Lap Time	km/h	Local Time
1		40.254	24.050	22.957			9:48'12.355
2	40.488	36.334	22.792	22.522	2'02.136	196,7	9:50'14.491
3	39.638	35.741	22.856	22.706	2'00.941	199,6	9:52'15.432
4	39.465	35.591	22.385	22.384	1'59.825	198,5	9:54'15.257

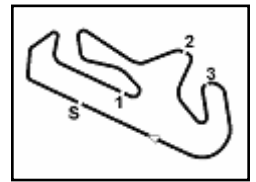
17° 54 B. SOFUOGLU (1'59.531)							
Lap	Seg.1	Seg.2	Seg.3	Seg.4	Lap Time	km/h	Local Time
1		38.918	23.904	23.366			9:47'19.119

06/09/2019 P = Pits In/Out - C = Lap Time Cancelled

These data/results cannot be reproduced, stored and/or transmitted in whole or in part by any manner of electronic, mechanical, photocopying, recording, broadcasting or otherwise now known or herein after developed without the previous express consent by the copyright owner, except for reproduction in daily press and regular printed publications on sale to the public within 60 days of the event related to those data/results and always provided that copyright symbol appears together as follows below.

© DORNA WSBK ORGANIZATION Srl 2019





Portimao 4.592 m

3 / 4

Acerbis Portuguese Round, 6-8 September 2019

Chronological Analysis Free Practice 1st Session Gr.B

Lap	Seg.1	Seg.2	Seg.3	Seg.4	Lap Time	km/h	Local Time
2	41.346	35.983	23.192	22.439	2'02.960	194,9	9:49'22.079
3	39.599	36.366	25.425	32.938	2'14.328P	205,6	9:51'36.407
4	1'55.340	36.356	22.742	22.891	3'17.329CP		9:54'53.736
5	55.727	37.783	23.255	22.796	2'19.561	191,4	9:57'13.297
6	39.681	36.891	23.008	34.175	2'13.755P	197,7	9:59'27.052
7	2'04.284	1'04.564	48.707	35.451	4'33.006P		10:04'00.058
8	1'06.450	35.933	28.066	22.550	2'32.999P		10:06'33.057
9	39.735	35.810	22.508	22.635	2'00.688	206,4	10:08'33.745
10	39.575	35.385	22.425	22.247	1'59.632	202,5	10:10'33.377
11	39.317	38.927	22.658	22.309	2'03.211	203,7	10:12'36.588
12	39.307	35.065	22.783	22.376	1'59.531	202,2	10:14'36.119
13	39.331	35.383	22.548	22.417	1'59.679	202,2	10:16'35.798

18° 3 M. PEDENEAU (1'59.726)							
Lap	Seg.1	Seg.2	Seg.3	Seg.4	Lap Time	km/h	Local Time
1		40.394	25.224	23.589			9:47'47.767
2	41.091	37.220	23.323	22.961	2'04.595	197,4	9:49'52.362
3	40.086	36.644	23.138	22.837	2'02.705	202,5	9:51'55.067
4	39.646	36.287	23.373	23.139	2'02.445	201,4	9:53'57.512
5	39.441	35.906	23.528	22.382	2'01.257	203,7	9:55'58.769
6	39.017	35.835	23.151	33.451	2'11.454P	208,0	9:58'10.223
7	3'45.761	37.210	22.976	23.004	5'08.951P		10:03'19.174
8	42.656	35.986	22.766	22.694	2'04.102	197,7	10:05'23.276
9	39.649	35.955	22.745	22.684	2'01.033	200,7	10:07'24.309
10	39.255	35.716	22.607	22.554	2'00.132	199,6	10:09'24.411
11	39.059	35.513	22.554	22.600	1'59.726	201,4	10:11'24.167
12	39.173	35.590	22.488	22.626	1'59.877	201,0	10:13'24.044
13	39.715	35.728	22.984	22.646	2'01.073C	201,0	10:15'25.117

22° 39 J. PEREZ GONZALEZ (2'01.143)							
Lap	Seg.1	Seg.2	Seg.3	Seg.4	Lap Time	km/h	Local Time
1		39.583	24.619	23.773			9:48'13.974
2	41.226	37.313	23.892	23.638	2'06.069	197,7	9:50'20.043
3	40.796	36.920	23.256	23.634	2'04.606	198,5	9:52'24.649
4	40.662	36.951	23.553	23.106	2'04.272	195,2	9:54'28.921
5	40.239	39.055	23.331	23.188	2'05.813	198,1	9:56'34.734
6	40.702	36.622	23.683	31.918	2'12.925P	198,8	9:58'47.659
7	4'44.622	36.794	23.254	23.037	6'07.707P		10:04'55.366
8	40.512	36.237	23.030	22.685	2'02.464	193,8	10:06'57.830
9	39.618	36.232	22.786	22.794	2'01.430	199,9	10:08'59.260
10	40.044	35.756	22.670	22.775	2'01.245	201,0	10:11'00.505
11	40.017	35.826	22.778	22.788	2'01.409	198,8	10:13'01.914
12	39.738	35.791	22.904	22.710	2'01.143	197,4	10:15'03.057

19° 35 F. DE BRUIN (2'00.045)							
Lap	Seg.1	Seg.2	Seg.3	Seg.4	Lap Time	km/h	Local Time
1		37.186	23.584	22.953			9:47'35.959
2	40.771	36.098	22.770	22.508	2'02.147	198,5	9:49'38.106
3	40.268	35.913	22.705	22.213	2'01.099	199,6	9:51'39.205
4	39.504	35.736	22.684	22.121	2'00.045	201,8	9:53'39.250
5	39.435	36.000	22.718	30.059	2'08.212P	206,0	9:55'47.462
6	6'10.298	36.209	22.714	22.675	7'31.896P		10:03'19.358
7	39.836	35.686	22.539	22.545	2'00.606	204,5	10:05'19.964
8	43.736	35.903	22.765	22.428	2'04.832	197,4	10:07'24.796
9	39.552	35.819	22.829	22.327	2'00.527	202,5	10:09'25.323
10	39.484	35.589	22.660	22.317	2'00.050	201,4	10:11'25.373
11	39.742	35.846	22.639	22.426	2'00.653	202,2	10:13'26.026
12	39.570	35.795	22.720	22.189	2'00.274	201,4	10:15'26.300

23° 32 A. PELIKANOVA (2'01.425)							
Lap	Seg.1	Seg.2	Seg.3	Seg.4	Lap Time	km/h	Local Time
1		39.191	24.429	23.855			9:47'41.755
2	41.297	37.387	23.516	23.216	2'05.416	199,2	9:49'47.171
3	40.332	36.454	24.188	22.745	2'03.719	202,2	9:51'50.890
4	39.781	35.832	23.055	22.757	2'01.425	206,4	9:53'52.315
5	40.125	36.145	23.028	22.699	2'01.997	202,2	9:55'54.312
6	39.877	36.330	25.008	22.724	2'03.939	203,7	9:57'58.251
7	39.781	35.811	29.473	33.885	2'18.950P	205,6	10:00'17.201
8	5'01.812	36.847	23.063	23.046	6'24.768P		10:06'41.969
9	39.914	36.552	23.334	22.935	2'02.735	201,0	10:08'44.704
10	39.738	36.149	32.451	32.384	2'20.722P	204,1	10:11'05.426

20° 65 J. FACCO (2'00.552)							
Lap	Seg.1	Seg.2	Seg.3	Seg.4	Lap Time	km/h	Local Time
1		40.345	25.009	23.080			9:47'20.671
2	41.650	37.599	23.101	22.613	2'04.963	192,1	9:49'25.634
3	39.988	36.053	22.545	22.641	2'01.227	197,4	9:51'26.861
4	39.835	35.924	22.644	23.158	2'01.561	198,1	9:53'28.422
5	39.433	36.016	22.615	22.716	2'00.780	196,3	9:55'29.202
6	39.970	36.598	23.066	32.497	2'12.131P	200,3	9:57'41.333
7	6'39.850	36.379	22.963	22.908	8'02.100P		10:05'43.433
8	39.784	35.997	22.878	22.557	2'01.216	194,5	10:07'44.649
9	39.581	36.004	23.747	22.313	2'01.645	193,8	10:09'46.294
10	39.544	35.629	22.745	22.634	2'00.552	197,7	10:11'46.846
11	39.648	35.934	22.706	22.572	2'00.860	195,6	10:13'47.706
12	39.568	35.983	22.660	22.696	2'00.907	196,7	10:15'48.613

24° 96 M. HRAVA (2'01.450)							
Lap	Seg.1	Seg.2	Seg.3	Seg.4	Lap Time	km/h	Local Time
1		38.269	23.917	23.034			9:47'13.136
2	41.634	36.622	23.238	22.783	2'04.277	195,9	9:49'17.413
3	40.759	37.043	22.870	22.653	2'03.325	195,6	9:51'20.738
4	39.674	36.879	23.341	22.741	2'02.635	203,7	9:53'23.373
5	41.895	36.647	23.467	23.824	2'05.833	195,6	9:55'29.206
6	43.191	37.525	23.224	22.592	2'06.532	202,5	9:57'35.738
7	41.120	38.737	23.193	35.090	2'18.140P	196,3	9:59'53.878
8	7'13.913	36.830	24.060	22.703	8'37.506P		10:08'31.384
9	40.169	36.400	22.774	22.457	2'01.800	195,9	10:10'33.184
10	39.944	37.321	22.704	22.568	2'02.537	194,2	10:12'35.721
11	40.613	35.653	23.349	22.544	2'02.159	193,2	10:14'37.880
12	40.425	35.906	22.520	22.599	2'01.450	195,6	10:16'39.330

21° 77 V. SCHWARZ (2'01.011)							
Lap	Seg.1	Seg.2	Seg.3	Seg.4	Lap Time	km/h	Local Time
1		37.746	24.061	23.880			9:47'10.756
2	40.650	36.393	23.020	22.799	2'02.862	199,6	9:49'13.618

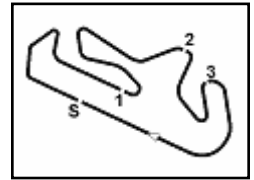
25° 12 R. DORE (2'02.633)							
Lap	Seg.1	Seg.2	Seg.3	Seg.4	Lap Time	km/h	Local Time
1		38.668	24.569	23.909			9:47'10.654
2	42.082	37.168	23.918	23.571	2'06.739	194,9	9:49'17.393
3	41.657	37.012	23.710	23.088	2'05.467	187,5	9:51'22.860
4	40.949	37.745	23.490	23.290	2'05.474	199,2	9:53'28.334
5	40.995	37.041	23.407	23.309	2'04.752	194,5	9:55'33.086
6	40.958	36.925	23.269	22.960	2'04.112	195,9	9:57'37.198

06/09/2019 P = Pits In/Out - C = Lap Time Cancelled

These data/results cannot be reproduced, stored and/or transmitted in whole or in part by any manner of electronic, mechanical, photocopying, recording, broadcasting or otherwise now known or herein after developed without the previous express consent by the copyright owner, except for reproduction in daily press and regular printed publications on sale to the public within 60 days of the event related to those data/results and always provided that copyright symbol appears together as follows below.

© DORNA WSBK ORGANIZATION Srl 2019





Portimao 4.592 m

Acerbis Portuguese Round, 6-8 September 2019

Chronological Analysis Free Practice 1st Session Gr.B

7	40.651	37.269	23.472	23.495	2'04.887	197,0	9:59'42.085
8	41.177	38.345	23.891	36.038	2'19.451P	194,2	10:02'01.536
9	1'27.452	37.493	27.368	23.371	2'55.684P		10:04'57.220
10	40.739	36.852	23.253	23.431	2'04.275	200,3	10:07'01.495
11	40.887	36.910	23.456	33.482	2'14.735P	194,2	10:09'16.230
12	1'23.592	36.708	23.280	23.099	2'46.679CP		10:12'02.909
13	40.374	36.099	23.122	23.038	2'02.633	193,2	10:14'05.542
14	40.564	36.706	23.152	23.134	2'03.556	196,7	10:16'09.098

26° 80 V. CORREIA ESTURRADO (2'03.407)							
Lap	Seg.1	Seg.2	Seg.3	Seg.4	Lap Time	km/h	Local Time
1		46.038	26.021	23.692			9:47'51.993
2	41.954	38.977	24.644	23.230	2'08.805	189,4	9:50'00.798
3	42.440	45.540	23.832	32.959	2'24.771P	188,8	9:52'25.569
4	1'50.402	37.132	25.418	23.872	3'16.824P		9:55'42.393
5	41.024	37.202	24.012	23.888	2'06.126	193,2	9:57'48.519
6	45.450	37.805	25.448	24.204	2'12.907	187,2	10:00'01.426
7	41.167	37.189	23.686	22.812	2'04.854	187,2	10:02'06.280
8	40.601	36.388	23.362	23.056	2'03.407	199,6	10:04'09.687

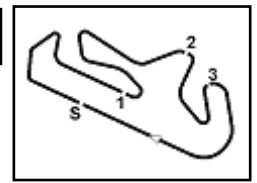
27° 9 S. NAUD (2'04.379)							
Lap	Seg.1	Seg.2	Seg.3	Seg.4	Lap Time	km/h	Local Time
1		43.192	27.549	25.323			9:47'34.894
2	45.291	40.584	25.490	32.775	2'24.140P	189,8	9:49'59.034
3	1'48.140	40.626	25.570	24.346	3'18.682P		9:53'17.716
4	42.499	39.722	24.880	24.321	2'11.422	201,4	9:55'29.138
5	42.846	39.165	24.560	23.970	2'10.541	198,5	9:57'39.679
6	42.049	38.298	24.611	23.938	2'08.896	197,7	9:59'48.575
7	41.964	38.322	24.321	23.684	2'08.291	197,0	10:01'56.866
8	42.221	37.906	24.175	23.630	2'07.932	195,6	10:04'04.798
9	41.552	37.669	23.909	23.554	2'06.684	183,7	10:06'11.482
10	40.866	37.724	23.912	23.233	2'05.735	197,0	10:08'17.217
11	41.040	37.616	24.076	23.331	2'06.063	199,9	10:10'23.280
12	40.579	36.819	23.956	23.025	2'04.379	211,6	10:12'27.659
13	41.257	37.994	24.788	24.158	2'08.197	199,9	10:14'35.856
14	41.983	38.632	23.766	23.294	2'07.675	195,9	10:16'43.531

06/09/2019 P = Pits In/Out - C = Lap Time Cancelled

These data/results cannot be reproduced, stored and/or transmitted in whole or in part by any manner of electronic, mechanical, photocopying, recording, broadcasting or otherwise now known or herein after developed without the previous express consent by the copyright owner, except for reproduction in daily press and regular printed publications on sale to the public within 60 days of the event related to those data/results and always provided that copyright symbol appears together as follows below.

© DORNA WSBK ORGANIZATION Srl 2019

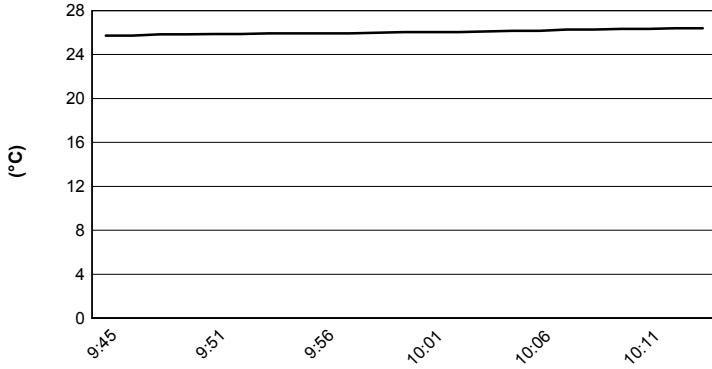




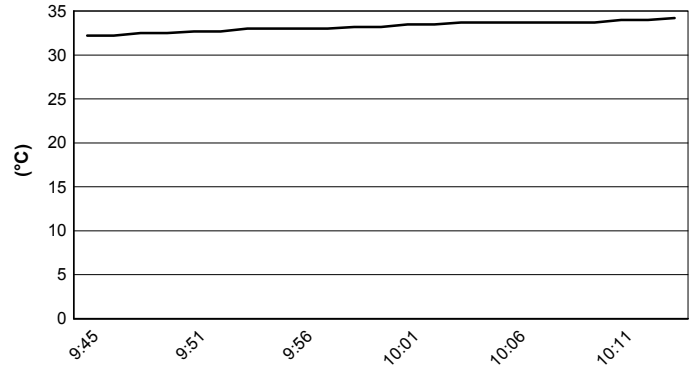
Portimao 4.592 m

Acerbis Portuguese Round, 6-8 September 2019
Weather Report Free Practice 1st Session Gr.B
 Session started 09:45 - Session ended 10:17

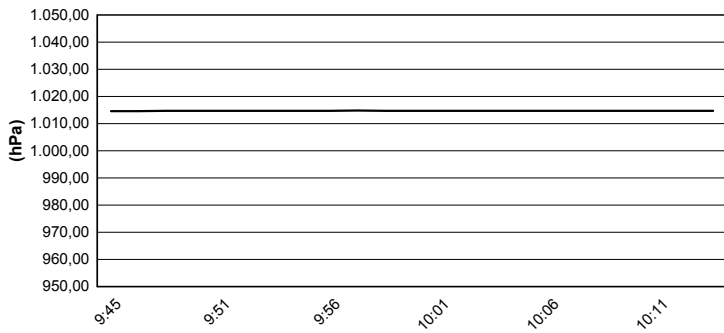
Air Temperature



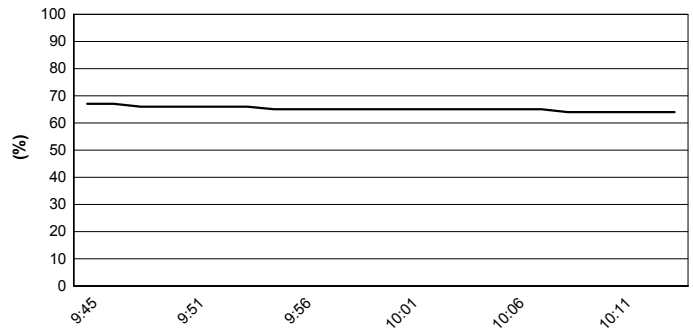
Track Temperature



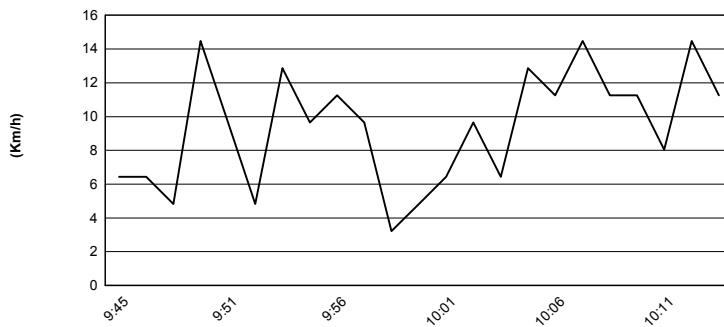
Air Pressure



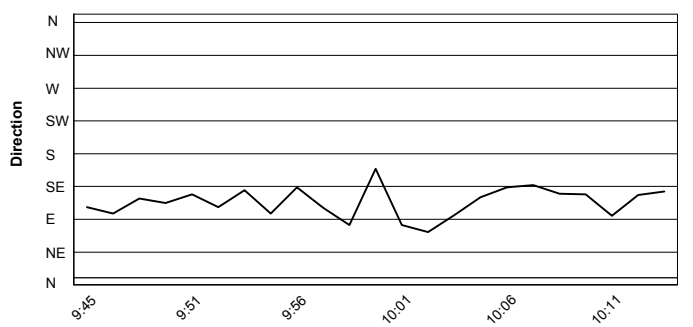
Humidity



Wind Speed



Wind Direction



06/09/2019

These data/results cannot be reproduced, stored and/or transmitted in whole or in part by any manner of electronic, mechanical, photocopying, recording, broadcasting or otherwise now known or herein after developed without the previous express consent by the copyright owner, except for reproduction in daily press and regular printed publications on sale to the public within 60 days of the event related to those data/results and always provided that copyright symbol appears together as follows below.

© DORNA WSBK ORGANIZATION Srl 2019



Official Fuel Supplier

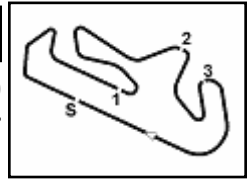


FICR PERUGIA TIMING

Official Tyre Supplier



Official Timekeeper



Acerbis Portuguese Round, 6-8 September 2019

Free Practices Combined Times after FP1

Portimao 4.592 m

No.	Rider	Nat	Team	Bike	Class	FP1	FP2	FP3	Time	Gap	Rel.	Avg	LL
1	95 S. DEROUE	NED	Kawasaki MOTOPOST	Kawasaki Ninja 400	B	1'56.268			1'56.268			142,182	9
2	18 M. GONZALEZ	ESP	Kawasaki ParkinGO Team	Kawasaki Ninja 400	B	1'56.848			1'56.848	0.580	0.580	141,476	10
3	55 G. HENDRA PRATAMA	INA	Semakin Di Depan Biblion Motocrossing	Yamaha YZF-R3	A	1'56.927			1'56.927	0.659	0.079	141,381	11
4	27 F. ROVELLI	ITA	Kawasaki ParkinGO Team	Kawasaki Ninja 400	A	1'57.030			1'57.030	0.762	0.103	141,256	9
5	25 A. VERDOIA	FRA	BCD Yamaha MS Racing	Yamaha YZF-R3	B	1'57.034			1'57.034	0.766	0.004	141,251	12
6	88 B. IERACI	ITA	Kawasaki GP Project	Kawasaki Ninja 400	B	1'57.135			1'57.135	0.867	0.101	141,129	11
7	1 A. CARRASCO	ESP	Kawasaki Provec WorldSSP300	Kawasaki Ninja 400	A	1'57.204			1'57.204	0.936	0.069	141,046	12
8	22 N. KALININ	UKR	Nutec - RT Motorsports by SKM - Kawasaki	Kawasaki Ninja 400	A	1'57.313			1'57.313	1.045	0.109	140,915	12
9	72 V. STEEMAN	NED	Freudenberg KTM Junior Team	KTM RC 390 R	B	1'57.424			1'57.424	1.156	0.111	140,782	11
10	8 M. PEREZ	ESP	Scuderia Maranga Racing	Kawasaki Ninja 400	A	1'57.618			1'57.618	1.350	0.194	140,550	10
11	64 H. DE CANCELLIS	FRA	Team Trasimeno Yamaha	Yamaha YZF-R3	B	1'57.684			1'57.684	1.416	0.066	140,471	13
12	36 B. NEILA	ESP	BCD Yamaha MS Racing	Yamaha YZF-R3	B	1'57.841			1'57.841	1.573	0.157	140,284	13
13	71 T. EDWARDS	AUS	Kawasaki ParkinGO Team	Kawasaki Ninja 400	A	1'57.865			1'57.865	1.597	0.024	140,255	14
14	13 D. IOZZO	RSA	Nutec - RT Motorsports by SKM - Kawasaki	Kawasaki Ninja 400	A	1'57.868			1'57.868	1.600	0.003	140,252	13
15	30 D. BLIN	POL	Terra e Moto	Yamaha YZF-R3	B	1'57.897			1'57.897	1.629	0.029	140,217	12
16	10 U. ORRADRE	ESP	BCD Yamaha MS Racing	Yamaha YZF-R3	A	1'57.918			1'57.918	1.650	0.021	140,192	10
17	52 O. KONIG	CZE	ACCR Czech Talent Team - Willi Race	Kawasaki Ninja 400	A	1'58.002			1'58.002	1.734	0.084	140,093	14
18	46 S. DI SORA	FRA	Flembbo Leader Team	Kawasaki Ninja 400	B	1'58.030			1'58.030	1.762	0.028	140,059	11
19	85 K. SABATUCCI	ITA	Team Trasimeno Yamaha	Yamaha YZF-R3	A	1'58.031			1'58.031	1.763	0.001	140,058	9
20	69 J. BUIS	NED	MTM Racing Team	Kawasaki Ninja 400	B	1'58.095			1'58.095	1.827	0.064	139,982	7
21	17 K. MEUFFELS	NED	Kawasaki MOTOPOST	Kawasaki Ninja 400	A	1'58.114			1'58.114	1.846	0.019	139,960	12
22	21 B. SANCHEZ	ESP	Scuderia Maranga Racing	Kawasaki Ninja 400	B	1'58.156			1'58.156	1.888	0.042	139,910	10
23	7 T. KAWAKAMI	BRA	BCD Yamaha MS Racing	Yamaha YZF-R3	A	1'58.363			1'58.363	2.095	0.207	139,665	13
24	15 M. BASTIANELLI	ITA	Prodina IRCOS Kawasaki	Kawasaki Ninja 400	A	1'58.421			1'58.421	2.153	0.058	139,597	13
25	44 T. BRAMICH	AUS	Carl Cox-RT Motorsports by SKM-Kawasaki	Kawasaki Ninja 400	B	1'58.621			1'58.621	2.353	0.200	139,361	12
26	66 D. OTTEN	NED	MTM Racing Team	Kawasaki Ninja 400	A	1'58.722			1'58.722	2.454	0.101	139,243	12
27	42 M. GARCIA	ESP	DS Junior Team	Kawasaki Ninja 400	B	1'58.974			1'58.974	2.706	0.252	138,948	11
28	41 J. JAHNIG	GER	Freudenberg KTM Junior Team	KTM RC 390 R	A	1'59.078			1'59.078	2.810	0.104	138,827	8
29	23 P. GIACOMINI	ITA	Kawasaki GP Project	Kawasaki Ninja 400	A	1'59.079			1'59.079	2.811	0.001	138,825	12
30	26 J. KELSO	AUS	Nutec - RT Motorsports by SKM - Kawasaki	Kawasaki Ninja 400	B	1'59.130			1'59.130	2.862	0.051	138,766	14
31	97 M. KAPPLER	GER	Freudenberg KTM WorldSSP Team	KTM RC 390 R	B	1'59.378			1'59.378	3.110	0.248	138,478	12
32	78 J. FORAY	FRA	Prodina IRCOS Kawasaki	Kawasaki Ninja 400	B	1'59.521			1'59.521	3.253	0.143	138,312	13
33	54 B. SOFUOGLU	TUR	Turkish Puccetti Racing by TSM	Kawasaki Ninja 400	B	1'59.531			1'59.531	3.263	0.010	138,301	12
34	34 M. CARUSI	ITA	Team Trasimeno Yamaha	Yamaha YZF-R3	A	1'59.640			1'59.640	3.372	0.109	138,175	12
35	3 M. PEDENEAU	FRA	Team MHP Racing-Patrick Pons	Yamaha YZF-R3	B	1'59.726			1'59.726	3.458	0.086	138,075	12
36	14 E. DE LA VEGA	FRA	Team MHP Racing-Patrick Pons	Yamaha YZF-R3	A	1'59.849			1'59.849	3.581	0.123	137,934	12
37	57 L. LOI	BEL	2R Racing Team	Kawasaki Ninja 400	A	1'59.975			1'59.975	3.707	0.126	137,789	6
38	35 F. DE BRUIN	NED	Team Trasimeno Yamaha	Yamaha YZF-R3	B	2'00.045			2'00.045	3.777	0.070	137,708	11
39	65 J. FACCO	ITA	Semakin Di Depan Biblion Motocrossing	Yamaha YZF-R3	B	2'00.552			2'00.552	4.284	0.507	137,129	11
40	61 Y. OKAYA	JPN	DS Junior Team	Kawasaki Ninja 400	A	2'00.571			2'00.571	4.303	0.019	137,108	11
41	77 V. SCHWARZ	CZE	ACCR Czech Talent Team - Willi Race	Kawasaki Ninja 400	B	2'01.011			2'01.011	4.743	0.440	136,609	12
42	39 J. PEREZ GONZALEZ	ESP	DS Junior Team	Kawasaki Ninja 400	B	2'01.143			2'01.143	4.875	0.132	136,460	11
43	84 K. ALOISI	ITA	DS Junior Team	Kawasaki Ninja 400	A	2'01.263			2'01.263	4.995	0.120	136,325	11
44	19 B. MOLINA	CHI	Terra e Moto	Yamaha YZF-R3	A	2'01.352			2'01.352	5.084	0.089	136,225	14
45	32 A. PELIKANNOVA	CZE	Kawasaki GP Project	Kawasaki Ninja 400	B	2'01.425			2'01.425	5.157	0.073	136,143	9
46	33 K. HARTMANN	FRA	Team MHP Racing-Patrick Pons	Yamaha YZF-R3	A	2'01.441			2'01.441	5.173	0.016	136,125	12
47	96 M. HRAVA	CZE	ACCR Czech Talent Team - Willi Race	Kawasaki Ninja 400	B	2'01.450			2'01.450	5.182	0.009	136,115	11
48	92 T. GEORGI	GER	Freudenberg KTM WorldSSP Team	KTM RC 390 R	A	2'01.502			2'01.502	5.234	0.052	136,057	12
49	63 A. LONGO	ITA	Kawasaki GP Project	Kawasaki Ninja 400	A	2'01.867			2'01.867	5.599	0.365	135,650	12
50	49 D. DELOUVY	FRA	Flembbo Leader Team	Kawasaki Ninja 400	A	2'02.532			2'02.532	6.264	0.665	134,913	12
51	12 R. DORE	FRA	Team MHP Racing-Patrick Pons	Yamaha YZF-R3	B	2'02.633			2'02.633	6.365	0.101	134,802	13
52	37 P. FRAGOSO	POR	STAND OS PUTOS Racing Team	Yamaha YZF-R3	A	2'03.279			2'03.279	7.011	0.646	134,096	13
53	80 V. CORREIA ESTURRAD	POR	Team Motoclube De Loule Concelho	Kawasaki Ninja 400	B	2'03.407			2'03.407	7.139	0.128	133,957	7
54	9 S. NAUD	FRA	2R Racing Team	Kawasaki Ninja 400	B	2'04.379			2'04.379	8.111	0.972	132,910	13
55	93 A. QUINET	FRA	TGP Racing	Honda CBR500R	B								0

06/09/2019

These data/results cannot be reproduced, stored and/or transmitted in whole or in part by any manner of electronic, mechanical, photocopying, recording, broadcasting or otherwise now known or herein after developed without the previous express consent by the copyright owner, except for reproduction in daily press and regular printed publications on sale to the public within 60 days of the event related to those data/results and always provided that copyright symbol appears together as follows below.

© DORNA WSBK ORGANIZATION Srl 2019



Official Fuel Supplier



Official Tyre Supplier



Official Timekeeper