

Acerbis Portuguese Round, 6-8 September 2019

Free Practices Combined Results Gr.B

Portimao 4.592 m

No.	Rider	Nat	Team	Bike	Class	FP1	FP2	FP3	Time	Gap	Rel.	Avg	LL
1	72 V. STEEMAN	NED	Freudenberg KTM Junior Team	KTM RC 390 R	B	1'57.424	1'57.135	1'56.103	1'56.103			142,384	28
2	18 M. GONZALEZ	ESP	Kawasaki ParkinGO Team	Kawasaki Ninja 400	B	1'56.848	1'56.631	1'56.200	1'56.200	0.097	0.097	142,265	27
3	95 S. DEROUE	NED	Kawasaki MOTOPOST	Kawasaki Ninja 400	B	1'56.268	1'56.459	1'56.791	1'56.268	0.165	0.068	142,182	27
4	25 A. VERDÓIA	FRA	BCD Yamaha MS Racing	Yamaha YZF-R3	B	1'57.034	1'56.571	1'56.338	1'56.338	0.235	0.070	142,096	30
5	64 H. DE CANCELLIS	FRA	Team Trasimeno Yamaha	Yamaha YZF-R3	B	1'57.684	1'56.974	1'57.863	1'56.974	0.871	0.636	141,324	29
6	36 B. NEILA	ESP	BCD Yamaha MS Racing	Yamaha YZF-R3	B	1'57.841	1'57.142	1'57.080	1'57.080	0.977	0.106	141,196	29
7	21 B. SANCHEZ	ESP	Scuderia Maranga Racing	Kawasaki Ninja 400	B	1'58.156	1'57.114	1'57.790	1'57.114	1.011	0.034	141,155	28
8	88 B. IERACI	ITA	Kawasaki GP Project	Kawasaki Ninja 400	B	1'57.135	1'57.358	1'57.290	1'57.135	1.032	0.021	141,129	29
9	69 J. BUIS	NED	MTM Racing Team	Kawasaki Ninja 400	B	1'58.095	1'57.446	1'57.400	1'57.400	1.297	0.265	140,811	28
10	42 M. GARCIA	ESP	DS Junior Team	Kawasaki Ninja 400	B	1'58.974	1'58.016	1'57.872	1'57.872	1.769	0.472	140,247	28
11	30 D. BLIN	POL	Terra e Moto	Yamaha YZF-R3	B	1'57.897	1'59.280	1'58.809	1'57.897	1.794	0.025	140,217	30
12	46 S. DI SORA	FRA	Flembo Leader Team	Kawasaki Ninja 400	B	1'58.030	1'58.849	1'58.917	1'58.030	1.927	0.133	140,059	22
13	78 J. FORAY	FRA	Prodina IRCOS Kawasaki	Kawasaki Ninja 400	B	1'59.521	1'58.843	1'58.041	1'58.041	1.938	0.011	140,046	31
14	97 M. KAPPLER	GER	Freudenberg KTM WorldSSP Team	KTM RC 390 R	B	1'59.378	1'58.772	1'58.042	1'58.042	1.939	0.001	140,045	30
15	3 M. PEDENEAU	FRA	Team MHP Racing-Patrick Pons	Yamaha YZF-R3	B	1'59.726	1'58.991	1'58.125	1'58.125	2.022	0.083	139,947	31
16	26 J. KELSO	AUS	Nutec - RT Motorsports by SKM - Kawasaki	Kawasaki Ninja 400	B	1'59.130	1'59.503	1'58.179	1'58.179	2.076	0.054	139,883	34
17	44 T. BRAMICH	AUS	Carl Cox-RT Motorsports by SKM-Kawasaki	Kawasaki Ninja 400	B	1'58.621	1'58.925	1'58.273	1'58.273	2.170	0.094	139,772	30
18	54 B. SOFUOGLU	TUR	Turkish Puccetti Racing by TSM	Kawasaki Ninja 400	B	1'59.531	1'59.077	1'58.561	1'58.561	2.458	0.288	139,432	32
19	39 J. PEREZ GONZALEZ	ESP	DS Junior Team	Kawasaki Ninja 400	B	2'01.143	1'59.163	1'58.774	1'58.774	2.671	0.213	139,182	31
20	65 J. FACCO	ITA	Semakin Di Depan Biblion Motoxrcing	Yamaha YZF-R3	B	2'00.552	1'59.999	1'59.237	1'59.237	3.134	0.463	138,642	32
21	93 A. QUINET	FRA	TGP Racing	Honda CBR500R	B		1'59.931	1'59.342	1'59.342	3.239	0.105	138,520	15
22	12 R. DORE	FRA	Team MHP Racing-Patrick Pons	Yamaha YZF-R3	B	2'02.633	2'00.360	1'59.487	1'59.487	3.384	0.145	138,351	34
23	35 F. DE BRUIN	NED	Team Trasimeno Yamaha	Yamaha YZF-R3	B	2'00.045	1'59.553	1'59.640	1'59.553	3.450	0.066	138,275	29
24	77 V. SCHWARZ	CZE	ACCR Czech Talent Team - Willi Race	Kawasaki Ninja 400	B	2'01.011	2'00.750	2'00.364	2'00.364	4.261	0.811	137,343	33
25	32 A. PELIKANOVA	CZE	Kawasaki GP Project	Kawasaki Ninja 400	B	2'01.425	2'00.463	2'00.401	2'00.401	4.298	0.037	137,301	26
26	96 M. HRAVA	CZE	ACCR Czech Talent Team - Willi Race	Kawasaki Ninja 400	B	2'01.450	2'00.775	2'01.010	2'00.775	4.672	0.374	136,876	29
27	80 V. CORREIA ESTURRAD	POR	Team Motoclub De Loule Concelho	Kawasaki Ninja 400	B	2'03.407	2'03.612	2'01.787	2'01.787	5.684	1.012	135,739	26
28	9 S. NAUD	FRA	2R Racing Team	Kawasaki Ninja 400	B	2'04.379	2'05.186	2'04.076	2'04.076	7.973	2.289	133,234	32

Top 3 Average Time: 1'56.190

07/09/2019

These data/results cannot be reproduced, stored and/or transmitted in whole or in part by any manner of electronic, mechanical, photocopying, recording, broadcasting or otherwise now known or herein after developed without the previous express consent by the copyright owner, except for reproduction in daily press and regular printed publications on sale to the public within 60 days of the event related to those data/results and always provided that copyright symbol appears together as follows below.

© DORNA WSBK ORGANIZATION Srl 2019



Official Fuel Supplier

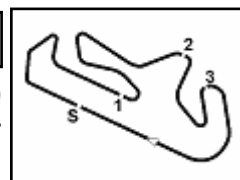


PIRELLI

Official Tyre Supplier



Official Timekeeper



Acerbis Portuguese Round, 6-8 September 2019

Results Free Practice 3rd Session Gr.B

Portimao 4.592 m

1 / 2

No.	Rider	Nat	Team	Bike	Class	Time	Gap	Rel.	Laps	Speed	
										Avg	Max
1	72 V. STEEMAN	NED	Freudenberg KTM Junior Team	KTM RC 390 R	B	1'56.103			7	142,384	212,9
2	18 M. GONZALEZ	ESP	Kawasaki ParkinGO Team	Kawasaki Ninja 400	B	1'56.200	0.097	0.097	7	142,265	218,0
3	25 A. VERDOÑA	FRA	BCD Yamaha MS Racing	Yamaha YZF-R3	B	1'56.338	0.235	0.138	7	142,096	208,8
4	95 S. DEROUÉ	NED	Kawasaki MOTOPOST	Kawasaki Ninja 400	B	1'56.791	0.688	0.453	7	141,545	211,2
5	36 B. NEILA	ESP	BCD Yamaha MS Racing	Yamaha YZF-R3	B	1'57.080	0.977	0.289	7	141,196	211,2
6	88 B. IERACI	ITA	Kawasaki GP Project	Kawasaki Ninja 400	B	1'57.290	1.187	0.210	7	140,943	206,4
7	69 J. BUIS	NED	MTM Racing Team	Kawasaki Ninja 400	B	1'57.400	1.297	0.110	7	140,811	203,3
8	21 B. SANCHEZ	ESP	Scuderia Maranga Racing	Kawasaki Ninja 400	B	1'57.790	1.687	0.390	6	140,345	205,6
9	64 H. DE CANCELLIS	FRA	Team Trasimeno Yamaha	Yamaha YZF-R3	B	1'57.863	1.760	0.073	6	140,258	204,8
10	42 M. GARCIA	ESP	DS Junior Team	Kawasaki Ninja 400	B	1'57.872	1.769	0.009	7	140,247	211,2
11	78 J. FORAY	FRA	Prodina IRCOS Kawasaki	Kawasaki Ninja 400	B	1'58.041	1.938	0.169	7	140,046	209,2
12	97 M. KAPPLER	GER	Freudenberg KTM WorldSSP Team	KTM RC 390 R	B	1'58.042	1.939	0.001	7	140,045	211,6
13	3 M. PEDENEAU	FRA	Team MHP Racing-Patrick Pons	Yamaha YZF-R3	B	1'58.125	2.022	0.083	6	139,947	210,8
14	26 J. KELSO	AUS	Nutec - RT Motorsports by SKM - Kawasaki	Kawasaki Ninja 400	B	1'58.179	2.076	0.054	7	139,883	208,4
15	44 T. BRAMICH	AUS	Carl Cox-RT Motorsports by SKM-Kawasaki	Kawasaki Ninja 400	B	1'58.273	2.170	0.094	7	139,772	210,8
16	54 B. SOFUOGLU	TUR	Turkish Pucetti Racing by TSM	Kawasaki Ninja 400	B	1'58.561	2.458	0.288	7	139,432	212,9
17	39 J. PEREZ GONZALEZ	ESP	DS Junior Team	Kawasaki Ninja 400	B	1'58.774	2.671	0.213	7	139,182	212,5
18	30 D. BLIN	POL	Terra e Moto	Yamaha YZF-R3	B	1'58.809	2.706	0.035	7	139,141	207,6
19	46 S. DI SORA	FRA	Flembbo Leader Team	Kawasaki Ninja 400	B	1'58.917	2.814	0.108	7	139,015	212,1
20	65 J. FACCO	ITA	Semakin Di Depan Biblion Motoxracing	Yamaha YZF-R3	B	1'59.237	3.134	0.320	7	138,642	209,6
21	93 A. QUINET	FRA	TGP Racing	Honda CBR500R	B	1'59.342	3.239	0.105	7	138,520	214,6
22	12 R. DORE	FRA	Team MHP Racing-Patrick Pons	Yamaha YZF-R3	B	1'59.487	3.384	0.145	7	138,351	212,9
23	35 F. DE BRUIN	NED	Team Trasimeno Yamaha	Yamaha YZF-R3	B	1'59.640	3.537	0.153	6	138,175	206,0
24	77 V. SCHWARZ	CZE	ACCR Czech Talent Team - Willi Race	Kawasaki Ninja 400	B	2'00.364	4.261	0.724	7	137,343	207,2
25	32 A. PELIKANOVA	CZE	Kawasaki GP Project	Kawasaki Ninja 400	B	2'00.401	4.298	0.037	7	137,301	208,0
26	96 M. HRAVA	CZE	ACCR Czech Talent Team - Willi Race	Kawasaki Ninja 400	B	2'01.010	4.907	0.609	5	136,610	201,8
27	80 V. CORREIA ESTURRADO	POR	Team Motoclube De Loule Concelho	Kawasaki Ninja 400	B	2'01.787	5.684	0.777	7	135,739	191,1
28	9 S. NAUD	FRA	2R Racing Team	Kawasaki Ninja 400	B	2'04.076	7.973	2.289	6	133,234	199,9

Qualifying Lap Time (107% of 1'56.103): 2'04.231

AIR	Humidity:	48%	Temp:	27°C
TRACK	Condition:	Dry	Temp:	35°C

Records	Pole	(SP2)	2018 T.Edwards	1'56.877	141,440	Km/h
	Race	(RC)	2018 A.Carrasco	1'56.801	141,530	Km/h
	All Times	(FP1)	2019 S.Deroué	1'56.268	142,180	Km/h

07/09/2019 Start 10:25 End 10:42 The results are provisional until the end of the time limit for protests and appeals and the completion of the technical checks.

These data/results cannot be reproduced, stored and/or transmitted in whole or in part by any manner of electronic, mechanical, photocopying, recording, broadcasting or otherwise now known or herein after developed without the previous express consent by the copyright owner, except for reproduction in daily press and regular printed publications on sale to the public within 60 days of the event related to those data/results and always provided that copyright symbol appears together as follows below.

© DORNA WSBK ORGANIZATION Srl 2019



Official Fuel Supplier

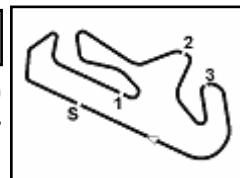


PIRELLI

Official Tyre Supplier



Official Timekeeper



Acerbis Portuguese Round, 6-8 September 2019

Results Free Practice 3rd Session Gr.B

Session Highlights

Local Time	No. Rider	Description
10.25.00		Start
10.28.42	97 M. KAPPLER	Current Lap Cancelled - Exceeded Track Limits - Turn 4
10.30.47	69 J. BUIS	Current Lap Cancelled - Exceeded Track Limits - Turn 4
10.38.54	64 H. DE CANCELLIS	Current Lap Cancelled - Exceeded Track Limits - Turn 4
10.39.17	96 M. HRAVA	Crashed - Turn 2
10.39.40	97 M. KAPPLER	Lap Cancelled (2'01.740) - Exceeded Track Limits - Turn 4
10.39.46	95 S. DEROUE	Lap Cancelled (1'56.625) - Exceeded Track Limits - Turn 11
10.40.04	64 H. DE CANCELLIS	Current Lap Cancelled - Exceeded Track Limits - Turn 4
10.40.49	65 J. FACCO	Current Lap Cancelled - Exceeded Track Limits - Turn 2
10.42.00		End Of Session
10.42.25	21 B. SANCHEZ	Technical Problem - Turn 1

Fastest Laps Sequence

No.	Rider	Nat	Team	Bike	Local Time	Time	Gap	Avg
95	S. DEROUE	NED	Kawasaki MOTOPOST	Kawasaki Ninja 400	10:29'00.865	1'57.872		140,247
18	M. GONZALEZ	ESP	Kawasaki ParkinGO Team	Kawasaki Ninja 400	10:29'23.815	1'57.403	-0.469	140,807
72	V. STEEMAN	NED	Freudenberg KTM Junior Team	KTM RC 390 R	10:29'41.041	1'57.206	-0.197	141,044
72	V. STEEMAN	NED	Freudenberg KTM Junior Team	KTM RC 390 R	10:31'37.855	1'56.814	-0.392	141,517
95	S. DEROUE	NED	Kawasaki MOTOPOST	Kawasaki Ninja 400	10:32'55.135	1'56.791	-0.023	141,545
18	M. GONZALEZ	ESP	Kawasaki ParkinGO Team	Kawasaki Ninja 400	10:33'25.180	1'56.200	-0.591	142,265
72	V. STEEMAN	NED	Freudenberg KTM Junior Team	KTM RC 390 R	10:39'31.700	1'56.103	-0.097	142,384

Start 07/09/2019 10:25 End 10:42 The results are provisional until the end of the time limit for protests and appeals and the completion of the technical checks.

These data/results cannot be reproduced, stored and/or transmitted in whole or in part by any manner of electronic, mechanical, photocopying, recording, broadcasting or otherwise now known or herein after developed without the previous express consent by the copyright owner, except for reproduction in daily press and regular printed publications on sale to the public within 60 days of the event related to those data/results and always provided that copyright symbol appears together as follows below.

© DORNA WSBK ORGANIZATION Srl 2019



Official Fuel Supplier



FIKR PERUGIA TIMING

Official Tyre Supplier



Official Timekeeper

Acerbis Portuguese Round, 6-8 September 2019

Best Sectors & Speed Free Practice 3rd Session Gr.B

BEST LAP			
1	72 V. STEEMAN	KTM RC 390 R	1'56.103
2	18 M. GONZALEZ	Kawasaki Ninja 400	1'56.200
3	25 A. VERDOIA	Yamaha YZF-R3	1'56.338
4	95 S. DEROUE	Kawasaki Ninja 400	1'56.791
5	36 B. NEILA	Yamaha YZF-R3	1'57.080
6	88 B. IERACI	Kawasaki Ninja 400	1'57.290
7	69 J. BUIS	Kawasaki Ninja 400	1'57.400
8	21 B. SANCHEZ	Kawasaki Ninja 400	1'57.790
9	64 H. DE CANCELLIS	Yamaha YZF-R3	1'57.863
10	42 M. GARCIA	Kawasaki Ninja 400	1'57.872
11	78 J. FORAY	Kawasaki Ninja 400	1'58.041
12	97 M. KAPPLER	KTM RC 390 R	1'58.042
13	3 M. PEDENEAU	Yamaha YZF-R3	1'58.125
14	26 J. KELSO	Kawasaki Ninja 400	1'58.179
15	44 T. BRAMICH	Kawasaki Ninja 400	1'58.273
16	54 B. SOFUOGLU	Kawasaki Ninja 400	1'58.561
17	39 J. PEREZ GONZALEZ	Kawasaki Ninja 400	1'58.774
18	30 D. BLIN	Yamaha YZF-R3	1'58.809
19	46 S. DI SORA	Kawasaki Ninja 400	1'58.917
20	65 J. FACCO	Yamaha YZF-R3	1'59.237
21	93 A. QUINET	Honda CBR500R	1'59.342
22	12 R. DORE	Yamaha YZF-R3	1'59.487
23	35 F. DE BRUIN	Yamaha YZF-R3	1'59.640
24	77 V. SCHWARZ	Kawasaki Ninja 400	2'00.364
25	32 A. PELIKANNOVA	Kawasaki Ninja 400	2'00.401
26	96 M. HRAVA	Kawasaki Ninja 400	2'01.010
27	80 V. CORREIA ESTURRADO	Kawasaki Ninja 400	2'01.787
28	9 S. NAUD	Kawasaki Ninja 400	2'04.076

SPEED			
1	18 M. GONZALEZ	Kawasaki Ninja 400	218.0
2	93 A. QUINET	Honda CBR500R	214.6
3	12 R. DORE	Yamaha YZF-R3	212.9
4	54 B. SOFUOGLU	Kawasaki Ninja 400	212.9
5	72 V. STEEMAN	KTM RC 390 R	212.9
6	39 J. PEREZ GONZALEZ	Kawasaki Ninja 400	212.5
7	46 S. DI SORA	Kawasaki Ninja 400	212.1
8	97 M. KAPPLER	KTM RC 390 R	211.6
9	95 S. DEROUE	Kawasaki Ninja 400	211.2
10	42 M. GARCIA	Kawasaki Ninja 400	211.2
11	36 B. NEILA	Yamaha YZF-R3	211.2
12	44 T. BRAMICH	Kawasaki Ninja 400	210.8
13	3 M. PEDENEAU	Yamaha YZF-R3	210.8
14	65 J. FACCO	Yamaha YZF-R3	209.6
15	78 J. FORAY	Kawasaki Ninja 400	209.2
16	25 A. VERDOIA	Yamaha YZF-R3	208.8
17	26 J. KELSO	Kawasaki Ninja 400	208.4
18	32 A. PELIKANNOVA	Kawasaki Ninja 400	208.0
19	30 D. BLIN	Yamaha YZF-R3	207.6
20	77 V. SCHWARZ	Kawasaki Ninja 400	207.2
21	88 B. IERACI	Kawasaki Ninja 400	206.4
22	35 F. DE BRUIN	Yamaha YZF-R3	206.0
23	21 B. SANCHEZ	Kawasaki Ninja 400	205.6
24	64 H. DE CANCELLIS	Yamaha YZF-R3	204.8
25	69 J. BUIS	Kawasaki Ninja 400	203.3
26	96 M. HRAVA	Kawasaki Ninja 400	201.8
27	9 S. NAUD	Kawasaki Ninja 400	199.9
28	80 V. CORREIA ESTURRADO	Kawasaki Ninja 400	191.1

SEG. 1		
1	18 M. GONZALEZ	37.800
2	72 V. STEEMAN	37.936
3	95 S. DEROUE	38.108
4	25 A. VERDOIA	38.241
5	69 J. BUIS	38.386
6	36 B. NEILA	38.416
7	88 B. IERACI	38.427
8	42 M. GARCIA	38.439
9	97 M. KAPPLER	38.492
10	78 J. FORAY	38.502
11	26 J. KELSO	38.504
12	65 J. FACCO	38.533
13	21 B. SANCHEZ	38.540
14	54 B. SOFUOGLU	38.543
15	64 H. DE CANCELLIS	38.578
16	30 D. BLIN	38.633
17	39 J. PEREZ GONZALEZ	38.679
18	44 T. BRAMICH	38.683
19	3 M. PEDENEAU	38.813
20	46 S. DI SORA	38.821
21	93 A. QUINET	38.832
22	12 R. DORE	38.870
23	32 A. PELIKANNOVA	39.007
24	35 F. DE BRUIN	39.347
25	77 V. SCHWARZ	39.602
26	80 V. CORREIA ESTURRA	39.957
27	96 M. HRAVA	40.133
28	9 S. NAUD	40.741

SEG. 2		
1	18 M. GONZALEZ	34.285
2	25 A. VERDOIA	34.404
3	72 V. STEEMAN	34.464
4	95 S. DEROUE	34.550
5	36 B. NEILA	34.666
6	69 J. BUIS	34.680
7	64 H. DE CANCELLIS	34.701
8	88 B. IERACI	34.711
9	3 M. PEDENEAU	34.780
10	21 B. SANCHEZ	34.892
11	26 J. KELSO	34.992
12	42 M. GARCIA	35.012
13	46 S. DI SORA	35.023
14	30 D. BLIN	35.031
15	97 M. KAPPLER	35.087
16	78 J. FORAY	35.192
17	44 T. BRAMICH	35.194
18	65 J. FACCO	35.219
19	39 J. PEREZ GONZALEZ	35.280
20	93 A. QUINET	35.292
21	35 F. DE BRUIN	35.308
22	54 B. SOFUOGLU	35.389
23	12 R. DORE	35.421
24	77 V. SCHWARZ	35.531
25	32 A. PELIKANNOVA	35.565
26	96 M. HRAVA	35.694
27	80 V. CORREIA ESTURRA	35.971
28	9 S. NAUD	36.836

SEG. 3		
1	18 M. GONZALEZ	21.957
2	72 V. STEEMAN	21.981
3	88 B. IERACI	22.023
4	36 B. NEILA	22.053
5	95 S. DEROUE	22.067
6	64 H. DE CANCELLIS	22.080
7	69 J. BUIS	22.094
8	78 J. FORAY	22.098
9	42 M. GARCIA	22.102
10	25 A. VERDOIA	22.150
11	21 B. SANCHEZ	22.194
12	3 M. PEDENEAU	22.277
13	39 J. PEREZ GONZALEZ	22.282
14	46 S. DI SORA	22.306
15	65 J. FACCO	22.306
16	26 J. KELSO	22.314
17	97 M. KAPPLER	22.337
18	54 B. SOFUOGLU	22.340
19	12 R. DORE	22.344
20	30 D. BLIN	22.348
21	44 T. BRAMICH	22.394
22	93 A. QUINET	22.402
23	96 M. HRAVA	22.525
24	77 V. SCHWARZ	22.538
25	35 F. DE BRUIN	22.551
26	80 V. CORREIA ESTURRA	22.828
27	32 A. PELIKANNOVA	22.951
28	9 S. NAUD	23.709

SEG. 4		
1	25 A. VERDOIA	21.377
2	97 M. KAPPLER	21.573
3	72 V. STEEMAN	21.597
4	36 B. NEILA	21.643
5	54 B. SOFUOGLU	21.644
6	44 T. BRAMICH	21.732
7	18 M. GONZALEZ	21.768
8	42 M. GARCIA	21.873
9	26 J. KELSO	21.893
10	95 S. DEROUE	21.911
11	64 H. DE CANCELLIS	21.945
12	30 D. BLIN	21.947
13	46 S. DI SORA	21.948
14	3 M. PEDENEAU	21.955
15	88 B. IERACI	21.971
16	93 A. QUINET	22.002
17	21 B. SANCHEZ	22.006
18	39 J. PEREZ GONZALEZ	22.021
19	77 V. SCHWARZ	22.048
20	80 V. CORREIA ESTURRA	22.107
21	69 J. BUIS	22.121
22	65 J. FACCO	22.148
23	78 J. FORAY	22.158
24	35 F. DE BRUIN	22.179
25	12 R. DORE	22.218
26	32 A. PELIKANNOVA	22.233
27	96 M. HRAVA	22.241
28	9 S. NAUD	22.790

07/09/2019

These data/results cannot be reproduced, stored and/or transmitted in whole or in part by any manner of electronic, mechanical, photocopying, recording, broadcasting or otherwise now known or herein after developed without the previous express consent by the copyright owner, except for reproduction in daily press and regular printed publications on sale to the public within 60 days of the event related to those data/results and always provided that copyright symbol appears together as follows below.

© DORNA WSBK ORGANIZATION Srl 2019



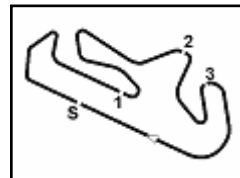
Official Fuel Supplier



Official Tyre Supplier



Official Timekeeper



Portimao 4.592 m

Acerbis Portuguese Round, 6-8 September 2019

Ideal Times Free Practice 3rd Session Gr.B

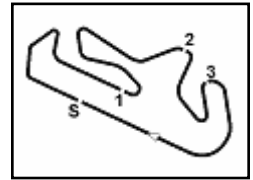
No.	Rider	Nat	Bike	Seg. 1	Seg. 2	Seg. 3	Seg. 4	Ideal Time		
				Diff. 1	Diff. 2	Diff. 3	Diff. 4	Best Lap	Pos.	Diff.
1	18 M. GONZALEZ	ESP	Kawasaki Ninja 400	37.800	34.285 +0.375	21.957	21.768 +0.015	1'55.810 1'56.200	2	0.390
2	72 V. STEEMAN	NED	KTM RC 390 R	37.936	34.464	21.981 +0.125	21.597	1'55.978 1'56.103	1	0.125
3	25 A. VERDOÍA	FRA	Yamaha YZF-R3	38.241 +0.113	34.404	22.150 +0.053	21.377	1'56.172 1'56.338	3	0.166
4	95 S. DEROUÉ	NED	Kawasaki Ninja 400	38.108	34.550 +0.001	22.067 +0.149	21.911 +0.005	1'56.636 1'56.791	4	0.155
5	36 B. NEILA	ESP	Yamaha YZF-R3	38.416	34.666	22.053	21.643 +0.302	1'56.778 1'57.080	5	0.302
6	88 B. IERACI	ITA	Kawasaki Ninja 400	38.427	34.711	22.023 +0.158	21.971	1'57.132 1'57.290	6	0.158
7	69 J. BUIS	NED	Kawasaki Ninja 400	38.386	34.680	22.094 +0.119	22.121	1'57.281 1'57.400	7	0.119
8	64 H. DE CANCELLIS	FRA	Yamaha YZF-R3	38.578 +0.285	34.701 +0.238	22.080 +0.036	21.945	1'57.304 1'57.863	9	0.559
9	42 M. GARCIA	ESP	Kawasaki Ninja 400	38.439 +0.276	35.012 +0.007	22.102	21.873 +0.163	1'57.426 1'57.872	10	0.446
10	97 M. KAPPLER	GER	KTM RC 390 R	38.492 +0.262	35.087	22.337	21.573 +0.291	1'57.489 1'58.042	12	0.553
11	21 B. SANCHEZ	ESP	Kawasaki Ninja 400	38.540	34.892	22.194	22.006 +0.158	1'57.632 1'57.790	8	0.158
12	26 J. KELSO	AUS	Kawasaki Ninja 400	38.504	34.992	22.314	21.893 +0.476	1'57.703 1'58.179	14	0.476
13	3 M. PEDENEAU	FRA	Yamaha YZF-R3	38.813 +0.011	34.780	22.277 +0.289	21.955	1'57.825 1'58.125	13	0.300
14	54 B. SOFUOGLU	TUR	Kawasaki Ninja 400	38.543	35.389 +0.011	22.340	21.644 +0.634	1'57.916 1'58.561	16	0.645
15	78 J. FORAY	FRA	Kawasaki Ninja 400	38.502	35.192	22.098 +0.021	22.158 +0.070	1'57.950 1'58.041	11	0.091
16	30 D. BLIN	POL	Yamaha YZF-R3	38.633	35.031 +0.260	22.348 +0.506	21.947 +0.084	1'57.959 1'58.809	18	0.850
17	44 T. BRAMICH	AUS	Kawasaki Ninja 400	38.683	35.194 +0.073	22.394 +0.197	21.732	1'58.003 1'58.273	15	0.270
18	46 S. DI SORA	FRA	Kawasaki Ninja 400	38.821	35.023	22.306 +0.819	21.948	1'58.098 1'58.917	19	0.819
19	65 J. FACCO	ITA	Yamaha YZF-R3	38.533 +0.550	35.219 +0.352	22.306	22.148 +0.129	1'58.206 1'59.237	20	1.031
20	39 J. PEREZ GONZALEZ	ESP	Kawasaki Ninja 400	38.679	35.280 +0.148	22.282	22.021 +0.364	1'58.262 1'58.774	17	0.512
21	93 A. QUINET	FRA	Honda CBR500R	38.832 +0.213	35.292	22.402 +0.067	22.002 +0.534	1'58.528 1'59.342	21	0.814
22	12 R. DORE	FRA	Yamaha YZF-R3	38.870 +0.441	35.421	22.344	22.218 +0.193	1'58.853 1'59.487	22	0.634
23	35 F. DE BRUIN	NED	Yamaha YZF-R3	39.347	35.308 +0.017	22.551 +0.238	22.179	1'59.385 1'59.640	23	0.255
24	77 V. SCHWARZ	CZE	Kawasaki Ninja 400	39.602 +0.175	35.531	22.538	22.048 +0.470	1'59.719 2'00.364	24	0.645
25	32 A. PELIKANOVA	CZE	Kawasaki Ninja 400	39.007 +0.514	35.565 +0.131	22.951	22.233	1'59.756 2'00.401	25	0.645
26	96 M. HRAVA	CZE	Kawasaki Ninja 400	40.133	35.694	22.525	22.241 +0.417	2'00.593 2'01.010	26	0.417
27	80 V. CORREIA ESTURRA	POR	Kawasaki Ninja 400	39.957	35.971	22.828 +0.194	22.107 +0.730	2'00.863 2'01.787	27	0.924
28	9 S. NAUD	FRA	Kawasaki Ninja 400	40.741	36.836	23.709	22.790	2'04.076 2'04.076	28	
Overall Ideal Time				37.800	34.285	21.957	21.377	1'55.419		

07/09/2019

These data/results cannot be reproduced, stored and/or transmitted in whole or in part by any manner of electronic, mechanical, photocopying, recording, broadcasting or otherwise now known or herein after developed without the previous express consent by the copyright owner, except for reproduction in daily press and regular printed publications on sale to the public within 60 days of the event related to those data/results and always provided that copyright symbol appears together as follows below.

© DORNA WSBK ORGANIZATION Srl 2019





Portimao 4.592 m

1 / 3

Acerbis Portuguese Round, 6-8 September 2019

Chronological Analysis Free Practice 3rd Session Gr.B

1° 72 V. STEEMAN (1'56.103)							
Lap	Seg.1	Seg.2	Seg.3	Seg.4	Lap Time	km/h	Local Time
1		42.064	22.318	22.100			10:27'43.835
2	38.559	34.559	22.123	21.965	1'57.206	207,6	10:29'41.041
3	38.353	34.641	21.981	21.839	1'56.814	204,5	10:31'37.855
4	40.024	34.829	22.117	21.832	1'58.802	205,2	10:33'36.657
5	38.311	38.897	22.127	22.332	2'01.667	208,8	10:35'38.324
6	38.621	34.718	22.263	21.671	1'57.273	205,2	10:37'35.597
7	37.936	34.464	22.106	21.597	1'56.103	206,0	10:39'31.700
8	38.338	35.433	22.413	21.791	1'57.975	212,9	10:41'29.675

6	40.336	39.240	23.986	22.309	2'05.871	199,2	10:37'01.989
7	39.750	37.301	23.095	22.428	2'02.574	199,2	10:39'04.563
8	50.586	37.446	23.026	22.522	2'24.580P	97,9	10:41'29.143

2° 18 M. GONZALEZ (1'56.200)							
Lap	Seg.1	Seg.2	Seg.3	Seg.4	Lap Time	km/h	Local Time
1		35.230	24.307	22.739			10:27'26.412
2	38.779	34.744	22.112	21.768	1'57.403	199,9	10:29'23.815
3	38.331	34.285			2'05.165	206,8	10:31'28.980
4	37.800	34.660	21.957	21.783	1'56.200	215,0	10:33'25.180
5	38.033	34.748	25.632	23.867	2'02.280	206,4	10:35'27.460
6	38.043	34.767	22.809	21.943	1'57.562	210,4	10:37'25.022
7	38.864	40.228	23.058	23.953	2'06.103	205,6	10:39'31.125
8	38.421	35.209	22.293	21.835	1'57.758	218,0	10:41'28.883

7° 69 J. BUIS (1'57.400)							
Lap	Seg.1	Seg.2	Seg.3	Seg.4	Lap Time	km/h	Local Time
1		35.405	22.602	22.390			10:27'03.575
2	38.973	34.974	22.213	22.253	1'58.413	201,0	10:29'01.988
3	38.824	34.809	22.094	22.064	1'57.791C	201,8	10:30'59.779
4	38.386	34.680	22.213	22.121	1'57.400	203,3	10:32'57.179
5	38.979	35.105	22.416	22.588	1'59.088	199,9	10:34'56.267
6	39.456	36.315	23.666	28.060	2'07.497	199,9	10:37'03.764
7	39.170	35.188	22.326	22.332	1'59.016	199,2	10:39'02.780
8	39.095	35.010	22.243	22.175	1'58.523	200,3	10:41'01.303

3° 25 A. VERDOÍA (1'56.338)							
Lap	Seg.1	Seg.2	Seg.3	Seg.4	Lap Time	km/h	Local Time
1		35.537	22.431	22.162			10:27'42.607
2	39.108	34.808	22.246	21.807	1'57.969	201,0	10:29'40.576
3	38.896	34.766	22.157	21.910	1'57.729	203,7	10:31'38.305
4	38.440	34.732	22.150	21.876	1'57.198	207,6	10:33'35.503
5	40.553	38.095	22.335	21.892	2'02.875	204,1	10:35'38.378
6	38.241	34.586	22.456	21.767	1'57.050	204,1	10:37'35.428
7	38.354	34.404	22.203	21.377	1'56.338	208,0	10:39'31.766
8	38.852	35.427	22.381	21.603	1'58.263	208,8	10:41'30.029

8° 21 B. SANCHEZ (1'57.790)							
Lap	Seg.1	Seg.2	Seg.3	Seg.4	Lap Time	km/h	Local Time
1		36.187	25.489	22.559			10:27'15.293
2	39.068	35.308	22.627	22.006	1'59.009	200,3	10:29'14.302
3	44.985	35.738	24.250	31.675	2'16.648P	204,5	10:31'30.950
4	1'58.738	39.709	24.995	22.312	3'25.754P		10:34'56.704
5	38.763	36.402	24.569	23.500	2'03.234	203,3	10:36'59.938
6	39.157	38.968	23.646	24.230	2'06.001	197,4	10:39'05.939
7	38.540	34.892	22.194	22.164	1'57.790	205,6	10:41'03.729

4° 95 S. DEROUE (1'56.791)							
Lap	Seg.1	Seg.2	Seg.3	Seg.4	Lap Time	km/h	Local Time
1		35.483	22.575	22.285			10:27'02.993
2	38.637	34.793	22.096	22.346	1'57.872	204,1	10:29'00.865
3	38.374	34.665	22.341	22.099	1'57.479	204,1	10:30'58.344
4	38.108	34.551	22.216	21.916	1'56.791	206,4	10:32'55.135
5	38.343	38.902	22.860	22.157	2'02.262	204,5	10:34'57.397
6	38.170	41.051	29.269	23.354	2'11.844	209,2	10:37'09.241
7	38.144	34.550	22.079	21.852	1'56.625C	208,0	10:39'05.866
8	38.275	34.569	22.067	21.911	1'56.822	211,2	10:41'02.688

9° 64 H. DE CANCELLIS (1'57.863)							
Lap	Seg.1	Seg.2	Seg.3	Seg.4	Lap Time	km/h	Local Time
1		35.426	24.323	22.447			10:27'26.621
2	38.863	34.939	22.116	21.945	1'57.863	202,5	10:29'24.484
3	38.700	34.701	22.596	30.176	2'06.173P	204,8	10:31'30.657
4	1'38.228	54.732	31.989	22.122	3'27.071P		10:34'57.728
5	38.594	37.328	31.004	23.666	2'10.592	202,2	10:37'08.320
6	39.218	34.878	22.080	22.056	1'58.232C	195,2	10:39'06.552
7	38.578	35.193	22.323	22.068	1'58.162C	204,5	10:41'04.714

5° 36 B. NEILA (1'57.080)							
Lap	Seg.1	Seg.2	Seg.3	Seg.4	Lap Time	km/h	Local Time
1		35.668	22.713	22.205			10:27'43.281
2	39.307	34.970	22.248	21.949	1'58.474	202,2	10:29'41.755
3	38.526	34.672	22.105	21.923	1'57.226	206,4	10:31'38.981
4	38.459	34.806	22.088	21.906	1'57.259	206,8	10:33'36.240
5	38.935	37.327	22.606	22.489	2'01.357	204,1	10:35'37.597
6	39.189	34.799	22.656	21.643	1'58.287	196,7	10:37'35.884
7	38.416	34.666	22.053	21.945	1'57.080	208,0	10:39'32.964
8	39.157	35.620	22.222	22.163	1'59.162	211,2	10:41'32.126

10° 42 M. GARCIA (1'57.872)							
Lap	Seg.1	Seg.2	Seg.3	Seg.4	Lap Time	km/h	Local Time
1		35.612	22.897	22.279			10:27'18.682
2	39.063	35.490	22.580	22.252	1'59.385	203,3	10:29'18.067
3	42.712	35.654			2'12.392	202,2	10:31'30.459
4	38.760	35.012	22.237	22.369	1'58.378	206,0	10:33'28.837
5	38.715	35.019	22.102	22.036	1'57.872	204,5	10:35'26.709
6	38.439	35.102	23.141	21.873	1'58.555	205,6	10:37'25.264
7	38.822	36.975	26.693	23.830	2'06.320	210,8	10:39'31.584
8	38.977	40.202	22.592	21.972	2'03.743	211,2	10:41'35.327

6° 88 B. IERACI (1'57.290)							
Lap	Seg.1	Seg.2	Seg.3	Seg.4	Lap Time	km/h	Local Time
1		35.609	22.445	22.238			10:27'05.139
2	39.071	35.032	22.380	21.985	1'58.468	200,7	10:29'03.607
3	38.702	34.783	22.023	22.016	1'57.524	202,5	10:31'01.131
4	38.427	34.711	22.181	21.971	1'57.290	206,4	10:32'58.421
5	38.568	34.886	22.165	22.078	1'57.697	202,5	10:34'56.118

11° 78 J. FORAY (1'58.041)							
Lap	Seg.1	Seg.2	Seg.3	Seg.4	Lap Time	km/h	Local Time
1		36.685	23.138	22.773			10:27'18.317
2	39.386	35.773	22.630	22.269	2'00.058	197,7	10:29'18.375
3	39.086	35.999	29.200	22.502	2'06.787	209,2	10:31'25.162
4	38.826	35.369	22.271	22.510	1'58.976	205,2	10:33'24.138
5	39.132	35.421	22.098	22.410	1'59.061	199,6	10:35'23.199
6	39.039	36.710	36.174	22.158	2'14.081	205,2	10:37'37.280
7	38.502	35.192	22.119	22.228	1'58.041	207,6	10:39'35.321
8	44.521	35.821	22.859	22.276	2'05.477	204,1	10:41'40.798

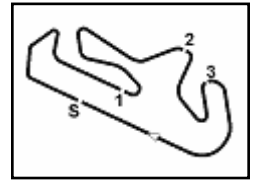
12° 97 M. KAPPLER (1'58.042)							
Lap	Seg.1	Seg.2	Seg.3	Seg.4	Lap Time	km/h	Local Time
1		35.499	22.654	22.071			10:27'28.366
2	39.077	35.366	22.809	22.283	1'59.535C	207,6	10:29'27.901
3	38.949	35.424	22.634	22.231	1'59.238	204,1	10:31'27.139

07/09/2019 P = Pits In/Out - C = Lap Time Cancelled

These data/results cannot be reproduced, stored and/or transmitted in whole or in part by any manner of electronic, mechanical, photocopying, recording, broadcasting or otherwise now known or herein after developed without the previous express consent by the copyright owner, except for reproduction in daily press and regular printed publications on sale to the public within 60 days of the event related to those data/results and always provided that copyright symbol appears together as follows below.

© DORNA WSBK ORGANIZATION Srl 2019





Portimao 4.592 m

Acerbis Portuguese Round, 6-8 September 2019

Chronological Analysis Free Practice 3rd Session Gr.B

2 / 3

Lap	Seg.1	Seg.2	Seg.3	Seg.4	Lap Time	km/h	Local Time
4	38.754	35.087	22.337	21.864	1'58.042	205,2	10:33'25.181
5	38.492	35.225	22.449	21.913	1'58.079	205,6	10:35'23.260
6	38.700	36.309	28.461	21.831	2'05.301	202,5	10:37'28.561
7	38.751	37.455	23.206	22.328	2'01.740C	211,6	10:39'30.301
8	39.125	35.453	22.727	21.573	1'58.878	204,5	10:41'29.179

Lap	Seg.1	Seg.2	Seg.3	Seg.4	Lap Time	km/h	Local Time
1							10:27'26.881
2	39.487	35.343	22.562	22.325	1'59.717	197,7	10:29'26.598
3	40.071	35.332	22.688	22.572	2'00.663	193,8	10:31'27.261
4	39.109	35.611	22.351	22.421	1'59.492	202,2	10:33'26.753
5	39.616	35.632	22.348	22.379	1'59.975	196,7	10:35'26.728
6	38.869	35.031	23.366	21.947	1'59.213	197,0	10:37'25.941
7	39.816	35.904	26.621	22.942	2'05.283	201,4	10:39'31.224
8	38.633	35.291	22.854	22.031	1'58.809	207,6	10:41'30.033

13° 3 M. PEDENEAU (1'58.125)							
Lap	Seg.1	Seg.2	Seg.3	Seg.4	Lap Time	km/h	Local Time
1		35.589	23.191	22.432			10:27'27.264
2	38.814	34.997	22.277	22.169	1'58.257	210,8	10:29'25.521
3	38.824	34.780	22.566	21.955	1'58.125	208,4	10:31'23.646
4	47.624	35.943	23.112	31.587	2'18.266P	208,4	10:33'41.912
5	2'08.091	57.301	25.112	24.757	3'55.261P		10:37'37.173
6	39.072	35.104	22.482	22.147	1'58.805	208,0	10:39'35.978
7	38.813	35.706	22.468	22.228	1'59.215	210,4	10:41'35.193

19° 46 S. DI SORA (1'58.917)							
Lap	Seg.1	Seg.2	Seg.3	Seg.4	Lap Time	km/h	Local Time
1		36.527	23.023	22.712			10:27'22.574
2	39.349	35.571	22.610	22.285	1'59.815	201,0	10:29'22.389
3	41.375	35.046	22.578	22.194	2'01.193	209,2	10:31'23.582
4	38.981	35.374	22.306	22.467	1'59.128	209,2	10:33'22.710
5	40.095	36.840	22.326	25.862	2'05.123	202,9	10:35'27.833
6	38.821	35.023	23.125	21.948	1'58.917	210,8	10:37'26.750
7	39.222	35.929	27.539	23.534	2'06.224	210,0	10:39'32.974
8	39.946	37.388	30.852	34.460	2'22.646P	212,1	10:41'55.620

14° 26 J. KELSO (1'58.179)							
Lap	Seg.1	Seg.2	Seg.3	Seg.4	Lap Time	km/h	Local Time
1		35.987	22.936	22.656			10:27'07.420
2	39.470	35.354	22.579	22.535	1'59.938	200,3	10:29'07.358
3	39.073	35.369	22.404	22.167	1'59.013	200,7	10:31'06.371
4	38.504	34.992	22.314	22.369	1'58.179	206,8	10:33'04.550
5	38.839	35.748	24.244	22.129	2'00.960	199,6	10:35'05.510
6	38.520	55.463	25.683	21.893	2'21.559	204,5	10:37'27.069
7	38.522	36.010	27.211	22.740	2'04.483	203,7	10:39'31.552
8	39.309	35.711	22.493	22.108	1'59.621	208,4	10:41'31.173

20° 65 J. FACCO (1'59.237)							
Lap	Seg.1	Seg.2	Seg.3	Seg.4	Lap Time	km/h	Local Time
1		36.153	26.310	24.392			10:27'20.177
2	39.785	35.928	22.535	22.328	2'00.576	198,8	10:29'20.753
3	39.425	35.532	23.652	26.307	2'04.916	197,7	10:31'25.669
4	39.083	35.571	22.306	22.277	1'59.237	202,2	10:33'24.906
5	39.326	35.473	22.725	22.325	1'59.849	198,1	10:35'24.755
6	39.810	37.852	25.551	22.148	2'05.361	196,7	10:37'30.116
7	38.533	35.219	23.019	24.008	2'00.779	208,0	10:39'30.895
8	40.888	36.899	22.575	22.074	2'02.436C	209,6	10:41'33.331

15° 44 T. BRAMICH (1'58.273)							
Lap	Seg.1	Seg.2	Seg.3	Seg.4	Lap Time	km/h	Local Time
1		36.271	23.019	22.693			10:27'07.976
2	39.765	35.194	22.394	22.125	1'59.478	200,3	10:29'07.454
3	38.796	35.365	22.395	22.285	1'58.841	201,8	10:31'06.295
4	38.814	36.412	31.297	22.411	2'08.934	203,7	10:33'15.229
5	39.046	39.106	29.416	22.310	2'09.878	204,1	10:35'25.107
6	38.827	36.383	23.579	21.922	2'00.711	206,0	10:37'25.818
7	39.311	36.055	26.994	22.641	2'05.001	210,8	10:39'30.819
8	38.683	35.267	22.591	21.732	1'58.273	210,0	10:41'29.092

21° 93 A. QUINET (1'59.342)							
Lap	Seg.1	Seg.2	Seg.3	Seg.4	Lap Time	km/h	Local Time
1		36.433	23.002	22.367			10:27'14.454
2	39.347	35.443	22.833	22.089	1'59.712	214,2	10:29'14.166
3	45.237	35.739	23.287	22.672	2'06.935	214,6	10:31'21.101
4	39.045	35.292	22.469	22.536	1'59.342	210,4	10:33'20.443
5	38.832	35.712	28.372	22.129	2'05.045	210,4	10:35'25.488
6	38.907	35.369	23.061	22.611	1'59.948	212,5	10:37'25.436
7	38.968	42.605	24.159	22.002	2'07.734	208,8	10:39'33.170
8	38.847	36.499	22.402	22.145	1'59.893	212,9	10:41'33.063

16° 54 B. SOFUOGLU (1'58.561)							
Lap	Seg.1	Seg.2	Seg.3	Seg.4	Lap Time	km/h	Local Time
1		36.032	23.106	22.346			10:27'07.929
2	39.637	35.389	22.689	22.084	1'59.799	199,2	10:29'07.728
3	38.859	35.406	22.474	22.119	1'58.858	206,0	10:31'06.586
4	38.543	35.400	22.340	22.278	1'58.561	210,0	10:33'05.147
5	39.134	35.689	22.388	22.779	1'59.990	200,3	10:35'05.137
6	53.100	40.568	25.381	21.835	2'20.884	192,8	10:37'26.021
7	39.079	38.607	23.829	23.892	2'05.407	211,6	10:39'31.428
8	39.030	35.777	22.419	21.644	1'58.870	212,9	10:41'30.298

22° 12 R. DORE (1'59.487)							
Lap	Seg.1	Seg.2	Seg.3	Seg.4	Lap Time	km/h	Local Time
1		36.647	23.260	22.620			10:27'14.124
2	39.763	35.966	23.043	22.279	2'01.051	205,6	10:29'15.175
3	39.430	35.587	22.638	22.218	1'59.873	207,2	10:31'15.048
4	39.311	35.421	22.344	22.411	1'59.487	206,8	10:33'14.535
5	39.570	35.658	22.655	22.268	2'00.151	202,5	10:35'14.686
6	39.283	44.671	27.245	22.233	2'13.432	199,9	10:37'28.118
7	38.870	35.481	22.596	23.047	1'59.994	212,9	10:39'28.112
8	45.856	35.956	22.526	22.527	2'06.865	200,7	10:41'34.977

17° 39 J. PEREZ GONZALEZ (1'58.774)							
Lap	Seg.1	Seg.2	Seg.3	Seg.4	Lap Time	km/h	Local Time
1		35.884	22.953	22.785			10:27'13.707
2	39.362	35.692	22.762	22.265	2'00.081	203,7	10:29'13.788
3	39.060	35.401	22.396	22.507	1'59.364	208,4	10:31'13.152
4	39.213	36.111	22.343	22.406	2'00.073	200,7	10:33'13.225
5	39.406	35.595	22.286	22.761	2'00.048	198,1	10:35'13.273
6	39.137	46.470	24.762	22.021	2'12.390	197,7	10:37'25.663
7	38.679	35.428	22.282	22.385	1'58.774	212,5	10:39'24.437
8	39.060	35.280	22.641	22.153	1'59.134	202,5	10:41'23.571

23° 35 F. DE BRUIN (1'59.640)							
Lap	Seg.1	Seg.2	Seg.3	Seg.4	Lap Time	km/h	Local Time
1		35.988	23.007	22.324			10:27'27.833
2	39.699	36.069	23.135	22.329	2'01.232	206,0	10:29'29.065
3	39.347	35.325	22.789	22.179	1'59.640	204,1	10:31'28.705
4	41.098	35.507	22.551	22.398	2'01.554	205,6	10:33'30.259
5	39.777	35.771	22.726	29.676	2'07.950P	201,8	10:35'38.209
6	2'06.322	35.540	22.761	22.389	3'27.012P		10:39'05.221
7	39.625	35.308	22.772	22.216	1'59.921	202,9	10:41'05.142

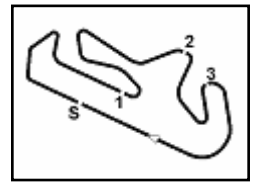
18° 30 D. BLIN (1'58.809)							
Lap	Seg.1	Seg.2	Seg.3	Seg.4	Lap Time	km/h	Local Time

07/09/2019 P = Pits In/Out - C = Lap Time Cancelled

These data/results cannot be reproduced, stored and/or transmitted in whole or in part by any manner of electronic, mechanical, photocopying, recording, broadcasting or otherwise now known or herein after developed without the previous express consent by the copyright owner, except for reproduction in daily press and regular printed publications on sale to the public within 60 days of the event related to those data/results and always provided that copyright symbol appears together as follows below.

© DORNA WSBK ORGANIZATION Srl 2019





Acerbis Portuguese Round, 6-8 September 2019

Chronological Analysis Free Practice 3rd Session Gr.B

24° 77 V. SCHWARZ (2'00.364)							
Lap	Seg.1	Seg.2	Seg.3	Seg.4	Lap Time	km/h	Local Time
1		36.581	23.172	22.763			10:27'09.900
2	39.940	35.751	22.777	22.772	2'01.240	198,1	10:29'11.140
3	40.876	36.512	22.621	22.666	2'02.675	200,7	10:31'13.815
4	39.777	35.531	22.538	22.518	2'00.364	199,9	10:33'14.179
5	39.645	35.659	22.683	22.474	2'00.461	195,9	10:35'14.640
6	39.602	35.950	27.142	28.033	2'10.727	197,7	10:37'25.367
7	39.884	36.197	23.275	24.455	2'03.811	207,2	10:39'29.178
8	40.380	36.120	22.556	22.048	2'01.104	198,8	10:41'30.282

25° 32 A. PELIKANNOVA (2'00.401)							
Lap	Seg.1	Seg.2	Seg.3	Seg.4	Lap Time	km/h	Local Time
1		36.982	23.848	23.120			10:27'19.879
2	40.350	35.832	23.284	22.680	2'02.146	202,2	10:29'22.025
3	40.041	35.565	23.372	22.536	2'01.514	206,4	10:31'23.539
4	39.236	40.605	22.979	22.436	2'05.256	208,0	10:33'28.795
5	39.521	35.696	22.951	22.233	2'00.401	202,9	10:35'29.196
6	39.543	35.657	23.232	22.359	2'00.791	204,1	10:37'29.987
7	39.007	44.961	23.040	22.365	2'09.373	206,8	10:39'39.360
8	39.360	36.177	23.040	22.527	2'01.104	205,2	10:41'40.464

26° 96 M. HRAVA (2'01.010)							
Lap	Seg.1	Seg.2	Seg.3	Seg.4	Lap Time	km/h	Local Time
1		36.429	22.871	22.695			10:27'12.635
2	40.164	35.866	24.537	22.241	2'02.808	197,0	10:29'15.443
3	40.830	35.935	22.751	33.912	2'13.428P	201,8	10:31'28.871
4	1'45.300	36.112	22.551	22.734	3'06.697P		10:34'35.568
5	40.497	35.806	23.541	22.658	2'02.502	194,2	10:36'38.070
6	40.133	35.694	22.525	22.658	2'01.010	195,9	10:38'39.080

27° 80 V. CORREIA ESTURRADO (2'01.787)							
Lap	Seg.1	Seg.2	Seg.3	Seg.4	Lap Time	km/h	Local Time
1		37.334	23.470	23.110			10:27'10.030
2	40.531	36.198	23.144	22.876	2'02.749	190,8	10:29'12.779
3	40.551	36.071	22.828	22.886	2'02.336	190,4	10:31'15.115
4	40.248	36.604	23.065	22.912	2'02.829	190,4	10:33'17.944
5	40.273	36.343	23.171	22.927	2'02.714	187,8	10:35'20.658
6	40.333	37.098	26.540	22.107	2'06.078	186,8	10:37'26.736
7	39.957	35.971	23.022	22.837	2'01.787	191,1	10:39'28.523
8	41.034	36.962	23.145	22.498	2'03.639	190,4	10:41'32.162

28° 9 S. NAUD (2'04.076)							
Lap	Seg.1	Seg.2	Seg.3	Seg.4	Lap Time	km/h	Local Time
1		40.017	25.324	23.846			10:28'05.433
2	42.200	38.040	24.534	23.363	2'08.137	199,2	10:30'13.570
3	41.464	37.797	24.206	23.325	2'06.792	198,8	10:32'20.362
4	41.466	37.150	23.752	23.256	2'05.624	199,6	10:34'25.986
5	40.881	36.958	24.017	23.170	2'05.026	199,2	10:36'31.012
6	48.665	37.306	23.969	23.313	2'13.253	193,8	10:38'44.265
7	40.741	36.836	23.709	22.790	2'04.076	199,9	10:40'48.341

07/09/2019 P = Pits In/Out - C = Lap Time Cancelled

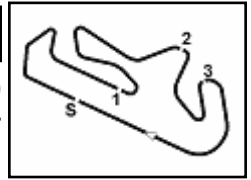
These data/results cannot be reproduced, stored and/or transmitted in whole or in part by any manner of electronic, mechanical, photocopying, recording, broadcasting or otherwise now known or herein after developed without the previous express consent by the copyright owner, except for reproduction in daily press and regular printed publications on sale to the public within 60 days of the event related to those data/results and always provided that copyright symbol appears together as follows below.

© DORNA WSBK ORGANIZATION Srl 2019



Session started - Session ended

N
NW
W
SW
S
SE
E
NE
N



Acerbis Portuguese Round, 6-8 September 2019

Free Practices Combined Times

Portimao 4.592 m

No.	Rider	Nat	Team	Bike	Class	FP1	FP2	FP3	Time	Gap	Rel.	Avg	LL
1	72 V. STEEMAN	NED	Freudenberg KTM Junior Team	KTM RC 390 R	B	1'57.424	1'57.135	1'56.103	1'56.103			142,384	28
2	18 M. GONZALEZ	ESP	Kawasaki ParkinGO Team	Kawasaki Ninja 400	B	1'56.848	1'56.631	1'56.200	1'56.200	0.097	0.097	142,265	27
3	95 S. DEROUE	NED	Kawasaki MOTOPOST	Kawasaki Ninja 400	B	1'56.268	1'56.459	1'56.791	1'56.268	0.165	0.068	142,182	27
4	25 A. VERDOIA	FRA	BCD Yamaha MS Racing	Yamaha YZF-R3	B	1'57.034	1'56.571	1'56.338	1'56.338	0.235	0.070	142,096	30
5	55 G. HENDRA PRATAMA	INA	Semakin Di Depan Biblion Motoxrcing	Yamaha YZF-R3	A	1'56.927	1'57.371	1'57.462	1'56.927	0.824	0.589	141,381	29
6	64 H. DE CANCELLIS	FRA	Team Trasimeno Yamaha	Yamaha YZF-R3	B	1'57.684	1'56.974	1'57.863	1'56.974	0.871	0.047	141,324	29
7	22 N. KALININ	UKR	Nutec - RT Motorsports by SKM - Kawasaki	Kawasaki Ninja 400	A	1'57.313	1'56.976	1'58.685	1'56.976	0.873	0.002	141,321	30
8	27 F. ROVELLI	ITA	Kawasaki ParkinGO Team	Kawasaki Ninja 400	A	1'57.030	1'57.424	1'57.266	1'57.030	0.927	0.054	141,256	26
9	1 A. CARRASCO	ESP	Kawasaki Provec WorldSSP300	Kawasaki Ninja 400	A	1'57.204	1'57.058	1'57.940	1'57.058	0.955	0.028	141,222	31
10	36 B. NEILA	ESP	BCD Yamaha MS Racing	Yamaha YZF-R3	B	1'57.841	1'57.142	1'57.080	1'57.080	0.977	0.022	141,196	29
11	21 B. SANCHEZ	ESP	Scuderia Maranga Racing	Kawasaki Ninja 400	B	1'58.156	1'57.114	1'57.790	1'57.114	1.011	0.034	141,155	28
12	88 B. IERACI	ITA	Kawasaki GP Project	Kawasaki Ninja 400	B	1'57.135	1'57.358	1'57.290	1'57.135	1.032	0.021	141,129	29
13	10 U. ORRADRE	ESP	BCD Yamaha MS Racing	Yamaha YZF-R3	A	1'57.918	1'58.244	1'57.155	1'57.155	1.052	0.020	141,105	29
14	41 J. JAHNIG	GER	Freudenberg KTM Junior Team	KTM RC 390 R	A	1'59.078	1'57.676	1'57.391	1'57.391	1.288	0.236	140,822	26
15	69 J. BUIS	NED	MTM Racing Team	Kawasaki Ninja 400	B	1'58.095	1'57.446	1'57.400	1'57.400	1.297	0.009	140,811	28
16	7 T. KAWAKAMI	BRA	BCD Yamaha MS Racing	Yamaha YZF-R3	A	1'58.363	1'58.130	1'57.530	1'57.530	1.427	0.130	140,655	31
17	71 T. EDWARDS	AUS	Kawasaki ParkinGO Team	Kawasaki Ninja 400	A	1'57.865	1'57.588	1'58.321	1'57.588	1.485	0.058	140,586	32
18	8 M. PEREZ	ESP	Scuderia Maranga Racing	Kawasaki Ninja 400	A	1'57.618	1'58.039	1'58.975	1'57.618	1.515	0.030	140,550	25
19	85 K. SABATUCCI	ITA	Team Trasimeno Yamaha	Yamaha YZF-R3	A	1'58.031	1'58.127	1'57.729	1'57.729	1.626	0.111	140,417	26
20	57 L. LOI	BEL	2R Racing Team	Kawasaki Ninja 400	A	1'59.975	1'58.646	1'57.796	1'57.796	1.693	0.067	140,338	24
21	52 O. KONIG	CZE	ACCR Czech Talent Team - Willi Race	Kawasaki Ninja 400	A	1'58.002	1'57.837	1'59.955	1'57.837	1.734	0.041	140,289	28
22	15 M. BASTIANELLI	ITA	Prodina IRCOS Kawasaki	Kawasaki Ninja 400	A	1'58.421	1'58.242	1'57.852	1'57.852	1.749	0.015	140,271	30
23	13 D. IOZZO	RSA	Nutec - RT Motorsports by SKM - Kawasaki	Kawasaki Ninja 400	A	1'57.868	1'58.597	1'58.725	1'57.868	1.765	0.016	140,252	33
24	42 M. GARCIA	ESP	DS Junior Team	Kawasaki Ninja 400	B	1'58.974	1'58.016	1'57.872	1'57.872	1.769	0.004	140,247	28
25	30 D. BLIN	POL	Terra e Moto	Yamaha YZF-R3	B	1'57.897	1'59.280	1'58.809	1'57.897	1.794	0.025	140,217	30
26	17 K. MEUFFELS	NED	Kawasaki MOTOPOST	Kawasaki Ninja 400	A	1'58.114	1'57.973	1'58.167	1'57.973	1.870	0.076	140,127	30
27	46 S. DI SORA	FRA	Flembo Leader Team	Kawasaki Ninja 400	B	1'58.030	1'58.849	1'58.917	1'58.030	1.927	0.057	140,059	22
28	78 J. FORAY	FRA	Prodina IRCOS Kawasaki	Kawasaki Ninja 400	B	1'59.521	1'58.843	1'58.041	1'58.041	1.938	0.011	140,046	31
29	97 M. KAPPLER	GER	Freudenberg KTM WorldSSP Team	KTM RC 390 R	B	1'59.378	1'58.772	1'58.042	1'58.042	1.939	0.001	140,045	30
30	3 M. PEDENEAU	FRA	Team MHP Racing-Patrick Pons	Yamaha YZF-R3	B	1'59.726	1'58.991	1'58.125	1'58.125	2.022	0.083	139,947	31
31	26 J. KELSO	AUS	Nutec - RT Motorsports by SKM - Kawasaki	Kawasaki Ninja 400	B	1'59.130	1'59.503	1'58.179	1'58.179	2.076	0.054	139,883	34
32	66 D. OTTEN	NED	MTM Racing Team	Kawasaki Ninja 400	A	1'58.722	1'59.077	1'58.202	1'58.202	2.099	0.023	139,856	31
33	44 T. BRAMICH	AUS	Carl Cox-RT Motorsports by SKM-Kawasaki	Kawasaki Ninja 400	B	1'58.621	1'58.925	1'58.273	1'58.273	2.170	0.071	139,772	30
34	14 E. DE LA VEGA	FRA	Team MHP Racing-Patrick Pons	Yamaha YZF-R3	A	1'59.849	1'58.704	1'58.285	1'58.285	2.182	0.012	139,757	32
35	34 M. CARUSI	ITA	Team Trasimeno Yamaha	Yamaha YZF-R3	A	1'59.640	1'59.294	1'58.488	1'58.488	2.385	0.203	139,518	29
36	61 Y. OKAYA	JPN	DS Junior Team	Kawasaki Ninja 400	A	2'00.571	1'59.720	1'58.543	1'58.543	2.440	0.055	139,453	29
37	54 B. SOFUOGLU	TUR	Turkish Puccetti Racing by TSM	Kawasaki Ninja 400	B	1'59.531	1'59.077	1'58.561	1'58.561	2.458	0.018	139,432	32
38	23 P. GIACOMINI	ITA	Kawasaki GP Project	Kawasaki Ninja 400	A	1'59.079	1'58.687	1'58.746	1'58.687	2.584	0.126	139,284	29
39	39 J. PEREZ GONZALEZ	ESP	DS Junior Team	Kawasaki Ninja 400	B	2'01.143	1'59.163	1'58.774	1'58.774	2.671	0.087	139,182	31
40	84 K. ALOISI	ITA	DS Junior Team	Kawasaki Ninja 400	A	2'01.263	1'59.312	1'59.006	1'59.006	2.903	0.232	138,911	29
41	65 J. FACCO	ITA	Semakin Di Depan Biblion Motoxrcing	Yamaha YZF-R3	B	2'00.552	1'59.999	1'59.237	1'59.237	3.134	0.231	138,642	32
42	93 A. QUINET	FRA	TGP Racing	Honda CBR500R	B		1'59.931	1'59.342	1'59.342	3.239	0.105	138,520	15
43	12 R. DORE	FRA	Team MHP Racing-Patrick Pons	Yamaha YZF-R3	B	2'02.633	2'00.360	1'59.487	1'59.487	3.384	0.145	138,351	34
44	35 F. DE BRUIN	NED	Team Trasimeno Yamaha	Yamaha YZF-R3	B	2'00.045	1'59.553	1'59.640	1'59.553	3.450	0.066	138,275	29
45	63 A. LONGO	ITA	Kawasaki GP Project	Kawasaki Ninja 400	A	2'01.867	1'59.910	1'59.882	1'59.882	3.779	0.329	137,896	30
46	33 K. HARTMANN	FRA	Team MHP Racing-Patrick Pons	Yamaha YZF-R3	A	2'01.441	2'00.026	2'01.793	2'00.026	3.923	0.144	137,730	30
47	92 T. GEORGI	GER	Freudenberg KTM WorldSSP Team	KTM RC 390 R	A	2'01.502	2'00.934	2'00.314	2'00.314	4.211	0.288	137,400	25
48	77 V. SCHWARZ	CZE	ACCR Czech Talent Team - Willi Race	Kawasaki Ninja 400	B	2'01.011	2'00.750	2'00.364	2'00.364	4.261	0.050	137,343	33
49	19 B. MOLINA	CHI	Terra e Moto	Yamaha YZF-R3	A	2'01.352	2'00.677	2'00.365	2'00.365	4.262	0.001	137,342	34
50	32 A. PELIKANOVA	CZE	Kawasaki GP Project	Kawasaki Ninja 400	B	2'01.425	2'00.463	2'00.401	2'00.401	4.298	0.036	137,301	26
51	96 M. HRAVA	CZE	ACCR Czech Talent Team - Willi Race	Kawasaki Ninja 400	B	2'01.450	2'00.775	2'01.010	2'00.775	4.672	0.374	136,876	29
52	80 V. CORREIA ESTURRAD	POR	Team Motoclub De Loule Concelho	Kawasaki Ninja 400	B	2'03.407	2'03.612	2'01.787	2'01.787	5.684	1.012	135,739	26
53	37 P. FRAGOSO	POR	STAND OS PUTOS Racing Team	Yamaha YZF-R3	A	2'03.279	2'02.613	2'02.342	2'02.342	6.239	0.555	135,123	31
54	49 D. DELOUVY	FRA	Flembo Leader Team	Kawasaki Ninja 400	A	2'02.532	2'02.663	2'02.561	2'02.532	6.429	0.190	134,913	32
55	9 S. NAUD	FRA	2R Racing Team	Kawasaki Ninja 400	B	2'04.379	2'05.186	2'04.076	2'04.076	7.973	1.544	133,234	32

07/09/2019

These data/results cannot be reproduced, stored and/or transmitted in whole or in part by any manner of electronic, mechanical, photocopying, recording, broadcasting or otherwise now known or herein after developed without the previous express consent by the copyright owner, except for reproduction in daily press and regular printed publications on sale to the public within 60 days of the event related to those data/results and always provided that copyright symbol appears together as follows below.

© DORNA WSBK ORGANIZATION Srl 2019



Official Fuel Supplier



FKR PERUGIA TIMING

Official Tyre Supplier



Official Timekeeper