

Motul Qatar Round, 24-26 October 2019

Results Tissot Superpole Race

Laps 10 = 53,800 Km - Time of Race 19'41.833 - Avg. 163,881 km/h

Pos	Grid	No.	Rider	Nat	Team	Bike	Class	LL	Gap	Rel.	Fastest Lap	Speed	Qualifying	Speed
1	1	1	J. REA	GBR	Kawasaki Racing Team WorldSBK	Kawasaki ZX-10RR		10			1'56.687	309,5	1'56.246	311,2
2	7	19	A. BAUTISTA	ESP	ARUBA.IT Racing - Ducati	Ducati Panigale V4 R		10	2.027	2.027	1'57.427	325,3	1'57.250	323,4
3	2	22	A. LOWES	GBR	Pata Yamaha WorldSBK Team	Yamaha YZF R1		10	5.143	3.116	1'57.821	310,3	1'56.431	314,0
4	6	91	L. HASLAM	GBR	Kawasaki Racing Team WorldSBK	Kawasaki ZX-10RR		10	5.303	0.160	1'57.902	312,1	1'57.096	313,0
5	12	7	C. DAVIES	GBR	ARUBA.IT Racing - Ducati	Ducati Panigale V4 R		10	6.615	1.312	1'57.793	321,4	1'57.710	320,5
6	8	60	M. VAN DER MARK	NED	Pata Yamaha WorldSBK Team	Yamaha YZF R1		10	9.744	3.129	1'58.009	314,9	1'57.354	319,5
7	5	76	L. BAZ	FRA	Ten Kate Racing - Yamaha	Yamaha YZF R1	IND	10	9.804	0.060	1'58.080	310,3	1'57.008	305,9
8	3	11	S. CORTESE	GER	GRT Yamaha WorldSBK	Yamaha YZF R1	IND	10	10.223	0.419	1'58.033	314,9	1'56.529	312,1
9	16	50	E. LAVERTY	IRL	Team Gooleven	Ducati Panigale V4 R	IND	10	15.236	5.013	1'58.823	319,5	1'58.504	315,8
10	17	33	M. MELANDRI	ITA	GRT Yamaha WorldSBK	Yamaha YZF R1	IND	10	15.770	0.534	1'58.696	314,9	1'58.565	314,9
11	11	36	L. MERCADO	ARG	Orelac Racing VerdNatura	Kawasaki ZX-10RR	IND	10	17.557	1.787	1'58.963	313,0	1'57.597	312,1
12	4	66	T. SYKES	GBR	BMW Motorrad WorldSBK Team	BMW S1000 RR		10	18.981	1.424	1'59.161	311,2	1'56.714	312,1
13	13	2	L. CAMIER	GBR	Moriwaki Althea Honda Team	Honda CBR1000RR		10	19.933	0.952	1'59.163	315,8	1'57.752	315,8
14	14	81	J. TORRES	ESP	Team Pedercini Racing	Kawasaki ZX-10RR	IND	10	20.060	0.127	1'59.173	309,5	1'57.802	309,5
15	9	28	M. REITERBERGER	GER	BMW Motorrad WorldSBK Team	BMW S1000 RR		10	21.805	1.745	1'59.255	313,0	1'57.469	311,2
16	18	23	R. KIYONARI	JPN	Moriwaki Althea Honda Team	Honda CBR1000RR		10	29.458	7.653	1'59.972	312,1	1'59.485	311,2
17	20	9	D. SCHMITTER	SUI	iXS Racing powered by YART	Yamaha YZF R1	IND	10	40.175	10.717	2'00.922	309,5	2'00.246	300,8
18	19	52	A. DELBIANCO	ITA	Althea Mie Racing Team	Honda CBR1000RR	IND	10	40.203	0.028	2'00.887	303,4	2'00.210	306,8
-----Not Classified-----														
RET	15	21	M. RINALDI	ITA	BARNI Racing Team	Ducati Panigale V4 R	IND	5	5 Laps		1'59.721	320,5	1'57.827	317,6
RET	10	54	T. RAZGATLIOGLU	TUR	Turkish Puccetti Racing	Kawasaki ZX-10RR	IND	0					1'57.577	309,5

AIR	Humidity:	63%	Temp:	33°C
TRACK	Condition:	Dry	Temp:	40°C

Records	Pole	(SP2)	2018	T.Sykes	1'56.124	166,79 Km/h
	Race	(RC2)	2016	J.Rea	1'56.974	165,58 Km/h
	All Times	(SP2)	2018	T.Sykes	1'56.124	166,79 Km/h
Race Fastest Lap	(New Record)	Lap 2	J.Rea	1'56.687	165,98 Km/h	

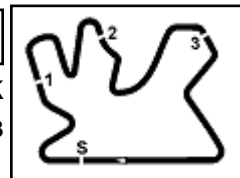
LAP LEADERS					
No.	Rider	From	To	Laps	Total
1	J. REA	1	10	10	0

TOTAL LEADER LAPS			
No.	Rider	Laps	
19	A. BAUTISTA	251	22 A. LOWES
1	J. REA	248	
60	M. VAN DER MARK	33	
7	C. DAVIES	25	
54	T. RAZGATLIOGLU	25	
66	T. SYKES	9	
91	L. HASLAM	3	

Start 16:01 End 16:21 The results are provisional until the end of the time limit for protests and appeals and the completion of the technical checks.

26/10/2019
These data/results cannot be reproduced, stored and/or transmitted in whole or in part by any manner of electronic, mechanical, photocopying, recording, broadcasting or otherwise now known or herein after developed without the previous express consent by the copyright owner, except for reproduction in daily press and regular printed publications on sale to the public within 60 days of the event related to those data/results and always provided that copyright symbol appears together as follows below.

© DORNA WSBK ORGANIZATION Srl 2019



Motul Qatar Round, 24-26 October 2019 Results Tissot Superpole Race

Race Highlights

Time	No. Rider	Description
15.57.53		Warm-up Lap Start
16.00.06	54 Razgatlioglu	Entered Pits
16.01.03		Start
16.03.26		No Jump Start
16.03.31	54 Razgatlioglu	Out
16.05.21	21 Rinaldi	On Asphalt - Re-Joined - Turn 1
16.05.30		New Lap Record
16.07.25	21 Rinaldi	Entered Pits
16.10.11	21 Rinaldi	Exited Pits
16.16.21	21 Rinaldi	Entered Pits
16.17.11	21 Rinaldi	Retired
16.21.22		End Of Session

Start End The results are provisional until the end of the time limit for protests and appeals
26/10/2019 16:01 16:21 and the completion of the technical checks.

These data/results cannot be reproduced, stored and/or transmitted in whole or in part by any manner of electronic, mechanical, photocopying, recording, broadcasting or otherwise now known or herein after developed without the previous express consent by the copyright owner, except for reproduction in daily press and regular printed publications on sale to the public within 60 days of the event related to those data/results and always provided that copyright symbol appears together as follows below.

© DORNA WSBK ORGANIZATION Srl 2019

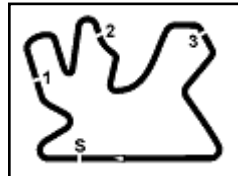
FKR PERUGIA TIMING



Official Tyre Supplier



Official Timekeeper



Losail International Circuit 5.380 m

1 / 3

Motul Qatar Round, 24-26 October 2019
Lap Chart Tissot Superpole Race

		Lap									
	1	2	3	4	5	6	7	8	9	10	
1	1	1	1	1	1	1	1	1	1	1	1
2	22	19	19	19	19	19	19	19	19	19	19
3	19	22	22	22	22	22	22	22	22	22	22
4	91	91	91	91	91	91	91	91	91	91	91
5	60	60	60	60	60	7	7	7	7	7	7
6	11	11	11	7	7	60	60	60	76	60	60
7	66	7	7	11	76	76	76	76	60	76	60
8	7	76	76	76	11	11	11	11	11	11	11
9	76	66	50	50	50	50	50	50	50	50	50
10	36	36	36	36	36	33	33	33	33	33	33
11	50	50	66	33	33	36	36	36	36	36	36
12	28	33	33	66	66	66	66	66	66	66	66
13	33	28	2	2	2	2	2	2	2	2	2
14	2	2	28	28	81	81	81	28	81	81	81
15	21	21	81	81	28	28	28	81	28	28	28
16	81	81	23	23	23	23	23	23	23	23	23
17	23	23	52	9	52	52	52	52	52	9	9
18	52	52	9	52	9	9	9	9	9	52	52
19	9	9	21	21	21						

Final Result		
1	1 J. REA	Laps 10
2	19 A. BAUTISTA	2.027
3	22 A. LOWES	5.143
4	91 L. HASLAM	5.303
5	7 C. DAVIES	6.615
6	60 M. VAN DER MARK	9.744
7	76 L. BAZ	9.804
8	11 S. CORTESE	10.223
9	50 E. LAVERTY	15.236
10	33 M. MELANDRI	15.770
11	36 L. MERCADO	17.557
12	66 T. SYKES	18.981
13	2 L. CAMIER	19.933
14	81 J. TORRES	20.060
15	28 M. REITERBERGER	21.805
16	23 R. KIYONARI	29.458
17	9 D. SCHMITTER	40.175
18	52 A. DELBIANCO	40.203
RET	54 T. RAZGATLIOGLU	
RET	21 M. RINALDI	5 Laps

26/10/2019

These data/results cannot be reproduced, stored and/or transmitted in whole or in part by any manner of electronic, mechanical, photocopying, recording, broadcasting or otherwise now known or herein after developed without the previous express consent by the copyright owner, except for reproduction in daily press and regular printed publications on sale to the public within 60 days of the event related to those data/results and always provided that copyright symbol appears together as follows below.

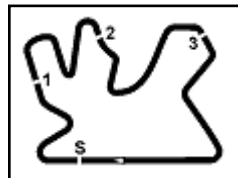
© DORNA WSBK ORGANIZATION Srl 2019

FCR PERUGIA TIMING


Official Tyre Supplier



Official Timekeeper



Motul Qatar Round, 24-26 October 2019

Lap Chart Tissot Superpole Race

Losail International Circuit 5.380 m

2 / 3

Lap 1

1	1	J.Rea	2'01.399
2	22	A.Lowes	0.959
3	19	A.Bautista	1.307
4	91	L.Haslam	1.450
5	60	M.van der Mark	2.140
6	11	S.Cortese	2.481
7	66	T.Sykes	3.446
8	7	C.Davies	3.563
9	76	L.Baz	3.620
10	36	L.Mercado	4.082
11	50	E.Laverty	4.284
12	28	M.Reiterberger	4.348
13	33	M.Melandri	4.697
14	2	L.Camier	4.712
15	21	M.Rinaldi	5.101
16	81	J.Torres	5.548
17	23	R.Kiyonari	5.917
18	52	A.Delbianco	6.535
19	9	D.Schmitter	6.623

11	33	M.Melandri	10.789
12	66	T.Sykes	11.657
13	2	L.Camier	11.891
14	28	M.Reiterberger	12.575
15	81	J.Torres	12.596
16	23	R.Kiyonari	14.861
17	9	D.Schmitter	19.731
18	52	A.Delbianco	19.744
19	21	M.Rinaldi	

3	22	A.Lowes	5.637
4	91	L.Haslam	5.916
5	7	C.Davies	6.989
6	60	M.van der Mark	8.358
7	76	L.Baz	8.470
8	11	S.Cortese	9.551
9	50	E.Laverty	14.493
10	33	M.Melandri	14.757
11	36	L.Mercado	15.679
12	66	T.Sykes	17.565
13	2	L.Camier	18.356
14	28	M.Reiterberger	18.465
15	81	J.Torres	18.824
16	23	R.Kiyonari	26.577
17	52	A.Delbianco	33.933
18	9	D.Schmitter	34.337

Lap 5

1	1	J.Rea	9'50.535
2	19	A.Bautista	2.568
3	22	A.Lowes	4.454
4	91	L.Haslam	4.610
5	60	M.van der Mark	6.119
6	7	C.Davies	6.472
7	76	L.Baz	7.139
8	11	S.Cortese	7.314
9	50	E.Laverty	11.561
10	36	L.Mercado	11.867
11	33	M.Melandri	11.900
12	66	T.Sykes	13.512
13	2	L.Camier	13.975
14	81	J.Torres	14.310
15	28	M.Reiterberger	14.400
16	23	R.Kiyonari	17.646
17	52	A.Delbianco	23.809
18	9	D.Schmitter	23.855
19	21	M.Rinaldi	

Lap 9

1	1	J.Rea	17'42.859
2	19	A.Bautista	2.337
3	22	A.Lowes	5.691
4	91	L.Haslam	5.899
5	7	C.Davies	7.095
6	76	L.Baz	8.979
7	60	M.van der Mark	9.092
8	11	S.Cortese	10.170
9	50	E.Laverty	15.387
10	33	M.Melandri	15.624
11	36	L.Mercado	16.840
12	66	T.Sykes	18.461
13	2	L.Camier	19.344
14	81	J.Torres	19.720
15	28	M.Reiterberger	19.980
16	23	R.Kiyonari	28.265
17	52	A.Delbianco	37.386
18	9	D.Schmitter	37.405

Lap 2

1	1	J.Rea	3'58.086
2	19	A.Bautista	2.047
3	22	A.Lowes	2.655
4	91	L.Haslam	2.815
5	60	M.van der Mark	3.462
6	11	S.Cortese	3.827
7	7	C.Davies	4.819
8	76	L.Baz	5.236
9	66	T.Sykes	6.490
10	36	L.Mercado	6.590
11	50	E.Laverty	6.628
12	33	M.Melandri	7.200
13	28	M.Reiterberger	7.741
14	2	L.Camier	7.919
15	21	M.Rinaldi	8.267
16	81	J.Torres	8.678
17	23	R.Kiyonari	9.650
18	52	A.Delbianco	12.423
19	9	D.Schmitter	12.642

Lap 6

1	1	J.Rea	11'48.331
2	19	A.Bautista	2.460
3	22	A.Lowes	5.244
4	91	L.Haslam	5.439
5	7	C.Davies	6.809
6	60	M.van der Mark	6.844
7	76	L.Baz	7.791
8	11	S.Cortese	8.391
9	50	E.Laverty	12.891
10	33	M.Melandri	13.382
11	36	L.Mercado	13.563
12	66	T.Sykes	14.990
13	2	L.Camier	15.725
14	81	J.Torres	15.969
15	28	M.Reiterberger	16.023
16	23	R.Kiyonari	20.096
17	52	A.Delbianco	27.513
18	9	D.Schmitter	27.623

Lap 10

1	1	J.Rea	19'41.833
2	19	A.Bautista	2.027
3	22	A.Lowes	5.143
4	91	L.Haslam	5.303
5	7	C.Davies	6.615
6	60	M.van der Mark	9.744
7	76	L.Baz	9.804
8	11	S.Cortese	10.223
9	50	E.Laverty	15.236
10	33	M.Melandri	15.770
11	36	L.Mercado	17.557
12	66	T.Sykes	18.981
13	2	L.Camier	19.933
14	81	J.Torres	20.060
15	28	M.Reiterberger	21.805
16	23	R.Kiyonari	29.458
17	9	D.Schmitter	40.175
18	52	A.Delbianco	40.203

Lap 3

1	1	J.Rea	5'55.331
2	19	A.Bautista	2.471
3	22	A.Lowes	3.231
4	91	L.Haslam	3.615
5	60	M.van der Mark	4.509
6	11	S.Cortese	4.798
7	7	C.Davies	5.367
8	76	L.Baz	6.126
9	50	E.Laverty	8.473
10	36	L.Mercado	8.734
11	66	T.Sykes	9.610
12	33	M.Melandri	9.613
13	2	L.Camier	9.958
14	28	M.Reiterberger	10.236
15	81	J.Torres	10.606
16	23	R.Kiyonari	12.508
17	52	A.Delbianco	16.065
18	9	D.Schmitter	16.319
19	21	M.Rinaldi	

Lap 7

1	1	J.Rea	13'46.220
2	19	A.Bautista	2.730
3	22	A.Lowes	5.577
4	91	L.Haslam	5.924
5	7	C.Davies	7.112
6	60	M.van der Mark	7.701
7	76	L.Baz	8.140
8	11	S.Cortese	9.196
9	50	E.Laverty	13.837
10	33	M.Melandri	14.203
11	36	L.Mercado	14.637
12	66	T.Sykes	16.262
13	2	L.Camier	16.999
14	81	J.Torres	17.370
15	28	M.Reiterberger	17.389
16	23	R.Kiyonari	22.197
17	52	A.Delbianco	30.945
18	9	D.Schmitter	30.981

Lap 4

1	1	J.Rea	7'52.950
2	19	A.Bautista	2.401
3	22	A.Lowes	3.533
4	91	L.Haslam	4.293
5	60	M.van der Mark	5.372
6	7	C.Davies	5.859
7	11	S.Cortese	5.887
8	76	L.Baz	6.587
9	50	E.Laverty	9.985
10	36	L.Mercado	10.343

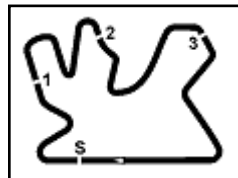
Lap 8

1	1	J.Rea	15'44.416
2	19	A.Bautista	2.740

26/10/2019

These data/results cannot be reproduced, stored and/or transmitted in whole or in part by any manner of electronic, mechanical, photocopying, recording, broadcasting or otherwise now known or herein after developed without the previous express consent by the copyright owner, except for reproduction in daily press and regular printed publications on sale to the public within 60 days of the event related to those data/results and always provided that copyright symbol appears together as follows below.

© DORNA WSBK ORGANIZATION Srl 2019



Motul Qatar Round, 24-26 October 2019

Lap Chart Tissot Superpole Race

Losail International Circuit 5.380 m

3 / 3

Race Pace Comparison

	1 Rea	19 Bau	22 Low	91 Has	7 Dav	60 vdM	76 Baz	11 Cor	50 Lav	33 Mel	36 Mer	66 Syk	2 Cam	81 Tor
1	2'01.399	2'02.706	2'02.358	2'02.849	2'04.962	2'03.539	2'05.019	2'03.880	2'05.683	2'06.096	2'05.481	2'04.845	2'06.111	2'06.947
2	1'56.687	1'57.427	1'58.383	1'58.052	1'57.943	1'58.009	1'58.303	1'58.033	1'59.031	1'59.190	1'59.195	1'59.731	1'59.894	1'59.817
3	1'57.245	1'57.669	1'57.821	1'58.045	1'57.793	1'58.292	1'58.135	1'58.216	1'59.090	1'59.658	1'59.389	2'00.365	1'59.284	1'59.173
4	1'57.619	1'57.549	1'57.921	1'58.297	1'58.111	1'58.482	1'58.080	1'58.708	1'59.131	1'58.795	1'59.228	1'59.666	1'59.552	1'59.609
5	1'57.585	1'57.752	1'58.506	1'57.902	1'58.198	1'58.332	1'58.137	1'59.012	1'59.161	1'58.696	1'59.109	1'59.440	1'59.669	1'59.299
6	1'57.796	1'57.688	1'58.586	1'58.625	1'58.133	1'58.521	1'58.448	1'58.873	1'59.126	1'59.278	1'59.492	1'59.274	1'59.546	1'59.455
7	1'57.889	1'58.159	1'58.222	1'58.374	1'58.192	1'58.746	1'58.238	1'58.694	1'58.835	1'58.710	1'58.963	1'59.161	1'59.163	1'59.290
8	1'58.196	1'58.206	1'58.256	1'58.188	1'58.073	1'58.853	1'58.526	1'58.551	1'58.852	1'58.750	1'59.238	1'59.499	1'59.553	1'59.650
9	1'58.443	1'58.040	1'58.497	1'58.426	1'58.549	1'59.177	1'58.952	1'59.062	1'59.337	1'59.310	1'59.604	1'59.339	1'59.431	1'59.339
10	1'58.974	1'58.664	1'58.426	1'58.378	1'58.494	1'59.626	1'59.799	1'59.027	1'58.823	1'59.120	1'59.691	1'59.494	1'59.563	1'59.314

	28 Rei	23 Kiy	9 Sch	52 Del	21 Rin
1	2'05.747	2'07.316	2'08.022	2'07.934	2'06.500
2	2'00.080	2'00.420	2'02.706	2'02.575	1'59.853
3	1'59.740	2'00.103	2'00.922	2'00.887	5'10.803
4	1'59.958	1'59.972	2'01.031	2'01.298	2'10.607
5	1'59.410	2'00.370	2'01.709	2'01.650	1'59.721
6	1'59.419	2'00.246	2'01.564	2'01.500	
7	1'59.255	1'59.990	2'01.247	2'01.321	
8	1'59.272	2'02.576	2'01.552	2'01.184	
9	1'59.958	2'00.131	2'01.511	2'01.896	
10	2'00.799	2'00.167	2'01.744	2'01.791	

26/10/2019

These data/results cannot be reproduced, stored and/or transmitted in whole or in part by any manner of electronic, mechanical, photocopying, recording, broadcasting or otherwise now known or herein after developed without the previous express consent by the copyright owner, except for reproduction in daily press and regular printed publications on sale to the public within 60 days of the event related to those data/results and always provided that copyright symbol appears together as follows below.

© DORNA WSBK ORGANIZATION Srl 2019

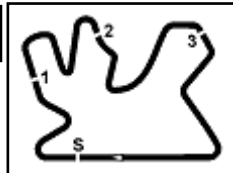
FIGR PERUGIA TIMING



Official Tyre Supplier



Official Timekeeper



Motul Qatar Round, 24-26 October 2019 Best Sectors & Speed Tissot Superpole Race

Losail International Circuit 5.380 m

RESULTS

1	1 J. REA	Kawasaki ZX-10RR	Laps 10
2	19 A. BAUTISTA	Ducati Panigale V4 R	2.027
3	22 A. LOWES	Yamaha YZF R1	5.143
4	91 L. HASLAM	Kawasaki ZX-10RR	5.303
5	7 C. DAVIES	Ducati Panigale V4 R	6.615
6	60 M. VAN DER MARK	Yamaha YZF R1	9.744
7	76 L. BAZ	Yamaha YZF R1	9.804
8	11 S. CORTESE	Yamaha YZF R1	10.223
9	50 E. LAVERTY	Ducati Panigale V4 R	15.236
10	33 M. MELANDRI	Yamaha YZF R1	15.770
11	36 L. MERCADO	Kawasaki ZX-10RR	17.557
12	66 T. SYKES	BMW S1000 RR	18.981
13	2 L. CAMIER	Honda CBR1000RR	19.933
14	81 J. TORRES	Kawasaki ZX-10RR	20.060
15	28 M. REITERBERGER	BMW S1000 RR	21.805
16	23 R. KIYONARI	Honda CBR1000RR	29.458
17	9 D. SCHMITTER	Yamaha YZF R1	40.175
18	52 A. DELBIANCO	Honda CBR1000RR	40.203
RET	54 T. RAZGATLIOGLU	Kawasaki ZX-10RR	
RET	21 M. RINALDI	Ducati Panigale V4 R	5 Laps

SPEED

1	19 A. BAUTISTA	Ducati Panigale V4 R	325,3
2	7 C. DAVIES	Ducati Panigale V4 R	321,4
3	21 M. RINALDI	Ducati Panigale V4 R	320,5
4	50 E. LAVERTY	Ducati Panigale V4 R	319,5
5	2 L. CAMIER	Honda CBR1000RR	315,8
6	11 S. CORTESE	Yamaha YZF R1	314,9
7	33 M. MELANDRI	Yamaha YZF R1	314,9
8	60 M. VAN DER MARK	Yamaha YZF R1	314,9
9	28 M. REITERBERGER	BMW S1000 RR	313,0
10	36 L. MERCADO	Kawasaki ZX-10RR	313,0
11	23 R. KIYONARI	Honda CBR1000RR	312,1
12	91 L. HASLAM	Kawasaki ZX-10RR	312,1
13	66 T. SYKES	BMW S1000 RR	311,2
14	76 L. BAZ	Yamaha YZF R1	310,3
15	22 A. LOWES	Yamaha YZF R1	310,3
16	81 J. TORRES	Kawasaki ZX-10RR	309,5
17	9 D. SCHMITTER	Yamaha YZF R1	309,5
18	1 J. REA	Kawasaki ZX-10RR	309,5
19	52 A. DELBIANCO	Honda CBR1000RR	303,4

SEG. 1

1	19 A. BAUTISTA	25.411
2	1 J. REA	25.488
3	91 L. HASLAM	25.571
4	7 C. DAVIES	25.589
5	22 A. LOWES	25.639
6	60 M. VAN DER MARK	25.656
7	76 L. BAZ	25.725
8	28 M. REITERBERGER	25.751
9	33 M. MELANDRI	25.753
10	11 S. CORTESE	25.763
11	36 L. MERCADO	25.798
12	81 J. TORRES	25.855
13	50 E. LAVERTY	25.880
14	66 T. SYKES	25.930
15	2 L. CAMIER	26.000
16	23 R. KIYONARI	26.078
17	21 M. RINALDI	26.165
18	52 A. DELBIANCO	26.294
19	9 D. SCHMITTER	26.498

SEG. 2

1	1 J. REA	30.079
2	22 A. LOWES	30.353
3	19 A. BAUTISTA	30.516
4	11 S. CORTESE	30.545
5	60 M. VAN DER MARK	30.551
6	76 L. BAZ	30.594
7	91 L. HASLAM	30.615
8	7 C. DAVIES	30.616
9	33 M. MELANDRI	30.734
10	50 E. LAVERTY	30.735
11	66 T. SYKES	30.820
12	81 J. TORRES	30.850
13	52 A. DELBIANCO	30.893
14	28 M. REITERBERGER	30.915
15	21 M. RINALDI	30.918
16	2 L. CAMIER	30.927
17	36 L. MERCADO	30.944
18	23 R. KIYONARI	31.098
19	9 D. SCHMITTER	31.103

SEG. 3

1	1 J. REA	28.550
2	22 A. LOWES	28.715
3	19 A. BAUTISTA	28.820
4	91 L. HASLAM	28.887
5	76 L. BAZ	28.905
6	60 M. VAN DER MARK	28.922
7	11 S. CORTESE	28.933
8	28 M. REITERBERGER	29.038
9	7 C. DAVIES	29.050
10	36 L. MERCADO	29.056
11	33 M. MELANDRI	29.087
12	2 L. CAMIER	29.143
13	81 J. TORRES	29.201
14	66 T. SYKES	29.218
15	21 M. RINALDI	29.254
16	50 E. LAVERTY	29.271
17	23 R. KIYONARI	29.428
18	9 D. SCHMITTER	29.638
19	52 A. DELBIANCO	29.720

SEG. 4

1	19 A. BAUTISTA	32.249
2	1 J. REA	32.418
3	7 C. DAVIES	32.516
4	91 L. HASLAM	32.565
5	22 A. LOWES	32.574
6	60 M. VAN DER MARK	32.607
7	11 S. CORTESE	32.713
8	50 E. LAVERTY	32.757
9	33 M. MELANDRI	32.821
10	76 L. BAZ	32.848
11	36 L. MERCADO	32.948
12	28 M. REITERBERGER	32.976
13	21 M. RINALDI	32.982
14	66 T. SYKES	32.985
15	2 L. CAMIER	32.986
16	23 R. KIYONARI	33.001
17	81 J. TORRES	33.079
18	9 D. SCHMITTER	33.214
19	52 A. DELBIANCO	33.273

26/10/2019

These data/results cannot be reproduced, stored and/or transmitted in whole or in part by any manner of electronic, mechanical, photocopying, recording, broadcasting or otherwise now known or herein after developed without the previous express consent by the copyright owner, except for reproduction in daily press and regular printed publications on sale to the public within 60 days of the event related to those data/results and always provided that copyright symbol appears together as follows below.

© DORNA WSBK ORGANIZATION Srl 2019

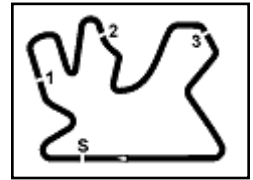
FICR PERUGIA TIMING



Official Tyre Supplier



Official Timekeeper



Motul Qatar Round, 24-26 October 2019 Chronological Analysis Tissot Superpole Race

Losail International Circuit 5.380 m

Start at 16:00'51.598

2 / 2

6	25.947	31.083	29.147	33.101	1'59.278	312,1	16:12'53.311	3	26.292	31.085	29.215	33.148	1'59.740	310,3	16:06'57.165
7	25.883	30.750	29.168	32.909	1'58.710	308,6	16:14'52.021	4	25.989	31.127	29.149	33.693	1'59.958	312,1	16:08'57.123
8	25.868	30.789	29.194	32.899	1'58.750	310,3	16:16'50.771	5	26.240	31.046	29.038	33.086	1'59.410	306,8	16:10'56.533
9	25.816	31.205	29.342	32.947	1'59.310	313,0	16:18'50.081	6	25.981	31.193	29.246	32.999	1'59.419	312,1	16:12'55.952
10	25.893	30.864	29.323	33.040	1'59.120	312,1	16:20'49.201	7	26.086	31.139	29.040	32.990	1'59.255	311,2	16:14'55.207

Race Time 19'57.603

11° 36 L. MERCADO (1'58.963)							
Lap	Seg.1	Seg.2	Seg.3	Seg.4	Lap Time	km/h	Local Time
1		31.099	29.250	33.002	2'05.481		16:02'57.079
2	25.825	30.944	29.467	32.959	1'59.195	313,0	16:04'56.274
3	26.203	31.063	29.124	32.999	1'59.389	313,0	16:06'55.663
4	26.043	30.952	29.176	33.057	1'59.228	311,2	16:08'54.891
5	25.798	30.997	29.194	33.120	1'59.109	308,6	16:10'54.000
6	26.044	31.254	29.136	33.058	1'59.492	307,7	16:12'53.492
7	25.980	30.979	29.056	32.948	1'58.963	308,6	16:14'52.455
8	26.156	30.987	29.129	32.966	1'59.238	307,7	16:16'51.693
9	26.006	31.181	29.314	33.103	1'59.604	307,7	16:18'51.297
10	26.055	31.210	29.300	33.126	1'59.691	305,9	16:20'50.988

Race Time 19'59.390

12° 66 T. SYKES (1'59.161)							
Lap	Seg.1	Seg.2	Seg.3	Seg.4	Lap Time	km/h	Local Time
1		31.021	29.289	32.985	2'04.845		16:02'56.443
2	26.324	30.894	29.308	33.205	1'59.731	311,2	16:04'56.174
3	26.248	31.568	29.378	33.171	2'00.365	309,5	16:06'56.539
4	26.141	31.069	29.266	33.190	1'59.666	310,3	16:08'56.205
5	26.012	31.089	29.218	33.121	1'59.440	310,3	16:10'55.645
6	25.938	30.820	29.258	33.258	1'59.274	308,6	16:12'54.919
7	25.957	30.867	29.297	33.040	1'59.161	308,6	16:14'54.080
8	25.930	31.069	29.253	33.247	1'59.499	307,7	16:16'53.579
9	25.983	30.915	29.348	33.093	1'59.339	305,9	16:18'52.918
10	25.960	31.033	29.288	33.213	1'59.494	307,7	16:20'52.412

Race Time 20'00.814

13° 2 L. CAMIER (1'59.163)							
Lap	Seg.1	Seg.2	Seg.3	Seg.4	Lap Time	km/h	Local Time
1		31.583	29.299	33.016	2'06.111		16:02'57.709
2	26.615	31.007	29.263	33.009	1'59.894	315,8	16:04'57.603
3	26.070	30.997	29.176	33.041	1'59.284	314,9	16:06'56.887
4	26.199	31.026	29.152	33.175	1'59.552	314,9	16:08'56.439
5	26.159	31.173	29.143	33.194	1'59.669	313,0	16:10'56.108
6	26.124	31.149	29.165	33.108	1'59.546	311,2	16:12'55.654
7	26.000	30.927	29.250	32.986	1'59.163	311,2	16:14'54.817
8	26.034	31.188	29.241	33.090	1'59.553	310,3	16:16'54.370
9	26.059	31.012	29.312	33.048	1'59.431	310,3	16:18'53.801
10	26.085	31.043	29.238	33.197	1'59.563	310,3	16:20'53.364

Race Time 20'01.766

14° 81 J. TORRES (1'59.173)							
Lap	Seg.1	Seg.2	Seg.3	Seg.4	Lap Time	km/h	Local Time
1		31.684	29.330	33.309	2'06.947		16:02'58.545
2	26.603	30.850	29.258	33.106	1'59.817	309,5	16:04'58.362
3	25.855	30.934	29.233	33.151	1'59.173	307,7	16:06'57.535
4	25.988	30.951	29.340	33.330	1'59.609	309,5	16:08'57.144
5	25.996	30.978	29.201	33.124	1'59.299	302,5	16:10'56.443
6	25.945	31.118	29.253	33.139	1'59.455	306,8	16:12'55.898
7	25.856	30.993	29.246	33.195	1'59.290	306,8	16:14'55.188
8	26.011	31.164	29.347	33.128	1'59.650	305,1	16:16'54.838
9	25.895	30.943	29.422	33.079	1'59.339	305,1	16:18'54.177
10	25.970	30.976	29.254	33.114	1'59.314	306,8	16:20'53.491

Race Time 20'01.893

15° 28 M. REITERBERGER (1'59.255)							
Lap	Seg.1	Seg.2	Seg.3	Seg.4	Lap Time	km/h	Local Time
1		31.545	29.234	33.050	2'05.747		16:02'57.345
2	26.241	30.915	29.770	33.154	2'00.080	313,0	16:04'57.425

16° 23 R. KIYONARI (1'59.972)							
Lap	Seg.1	Seg.2	Seg.3	Seg.4	Lap Time	km/h	Local Time
1		31.933	29.556	33.001	2'07.316		16:02'58.914
2	26.759	31.098	29.428	33.135	2'00.420	309,5	16:04'59.334
3	26.112	31.206	29.625	33.160	2'00.103	312,1	16:06'59.437
4	26.078	31.146	29.621	33.127	1'59.972	310,3	16:08'59.409
5	26.200	31.245	29.757	33.168	2'00.370	310,3	16:10'59.779
6	26.224	31.221	29.687	33.114	2'00.246	307,7	16:12'59.025
7	26.117	31.134	29.587	33.152	1'59.990	306,8	16:15'00.015
8	26.170	33.160	30.012	33.234	2'02.576	305,1	16:17'02.591
9	26.083	31.268	29.673	33.107	2'00.131	304,2	16:19'02.722
10	26.162	31.195	29.662	33.148	2'00.167	305,9	16:21'02.889

Race Time 20'11.291

17° 9 D. SCHMITTER (2'00.922)							
Lap	Seg.1	Seg.2	Seg.3	Seg.4	Lap Time	km/h	Local Time
1		31.905	29.682	33.214	2'08.022		16:02'59.620
2	28.452	31.103	29.667	33.484	2'02.706	309,5	16:05'02.326
3	26.544	31.356	29.763	33.259	2'00.922	302,5	16:07'03.248
4	26.532	31.329	29.784	33.386	2'01.031	300,8	16:09'04.279
5	26.764	31.378	29.714	33.853	2'01.709	296,7	16:11'05.988
6	26.955	31.412	29.662	33.535	2'01.564	291,9	16:13'07.552
7	26.878	31.327	29.792	33.250	2'01.247	291,9	16:15'08.799
8	26.773	31.691	29.638	33.450	2'01.552	298,3	16:17'10.351
9	26.498	31.625	29.813	33.575	2'01.511	299,2	16:19'11.862
10	26.717	31.656	29.776	33.595	2'01.744	289,5	16:21'13.606

Race Time 20'22.008

18° 52 A. DELBIANCO (2'00.887)							
Lap	Seg.1	Seg.2	Seg.3	Seg.4	Lap Time	km/h	Local Time
1		31.994	29.721	33.273	2'07.934		16:02'59.532
2	28.187	30.893	29.801	33.694	2'02.575	303,4	16:05'02.107
3	26.301	31.072	29.720	33.794	2'00.887	297,5	16:07'02.994
4	26.377	31.232	29.883	33.806	2'01.298	295,9	16:09'04.292
5	26.399	31.268	30.044	33.939	2'01.650	293,5	16:11'05.942
6	26.559	31.312	29.991	33.638	2'01.500	293,5	16:13'07.442
7	26.352	31.286	30.034	33.649	2'01.321	294,3	16:15'08.763
8	26.294	31.178	30.079	33.633	2'01.184	295,1	16:17'09.947
9	26.520	31.382	30.109	33.885	2'01.896	295,1	16:19'11.843
10	26.530	31.392	30.141	33.728	2'01.791	289,5	16:21'13.634

Race Time 20'22.036

RET 21 M. RINALDI (1'59.721)							
Lap	Seg.1	Seg.2	Seg.3	Seg.4	Lap Time	km/h	Local Time
1		31.561	29.452	32.982	2'06.500		16:02'58.098
2	26.589	30.918	29.254	33.092	1'59.853	320,5	16:04'57.951
3	49.625	33.285	31.116	3'16.777	5'10.803P	318,6	16:10'08.754
4	34.722	33.065	29.715	33.105	2'10.607P	116,4	16:12'19.361
5	26.165	31.003	29.542	33.011	1'59.721	308,6	16:14'19.082

Race Time 13'27.484

26/10/2019 P = Pits In/Out - C = Lap Time Cancelled

These data/results cannot be reproduced, stored and/or transmitted in whole or in part by any manner of electronic, mechanical, photocopying, recording, broadcasting or otherwise now known or herein after developed without the previous express consent by the copyright owner, except for reproduction in daily press and regular printed publications on sale to the public within 60 days of the event related to those data/results and always provided that copyright symbol appears together as follows below.

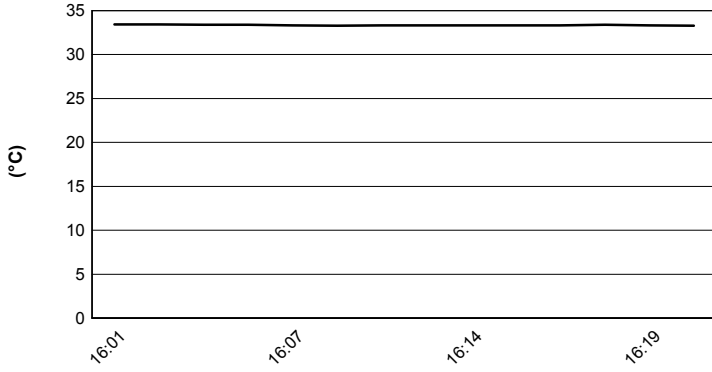
© DORNA WSBK ORGANIZATION Srl 2019



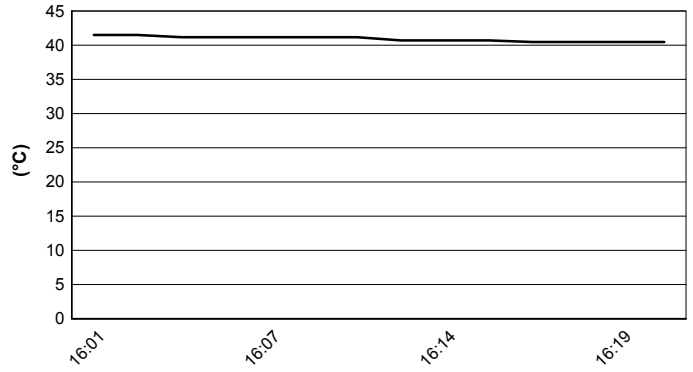
Motul Qatar Round, 24-26 October 2019
Weather Report Tissot Superpole Race
 Session started 16:01 - Session ended 16:21

Losail International Circuit 5.380 m

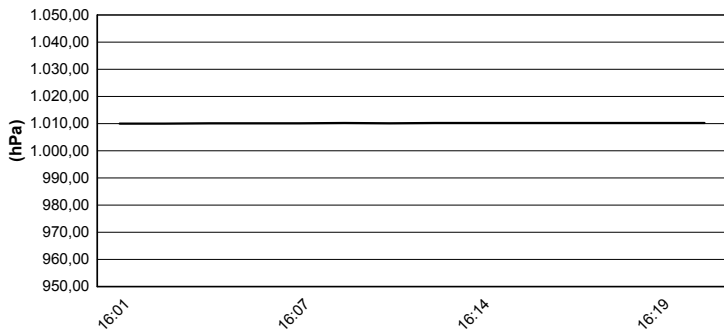
Air Temperature



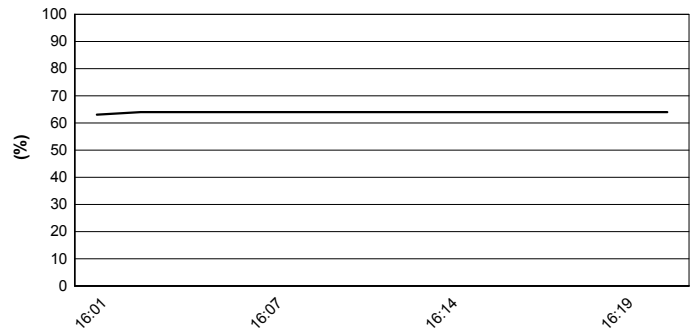
Track Temperature



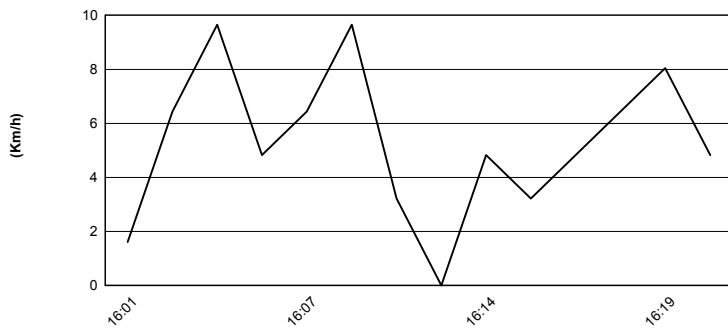
Air Pressure



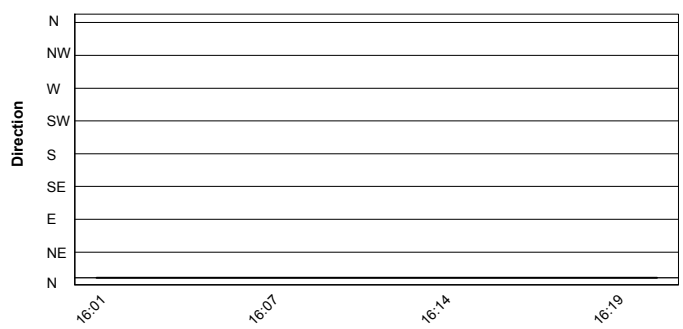
Humidity



Wind Speed



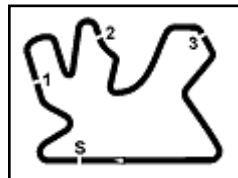
Wind Direction



26/10/2019

These data/results cannot be reproduced, stored and/or transmitted in whole or in part by any manner of electronic, mechanical, photocopying, recording, broadcasting or otherwise now known or herein after developed without the previous express consent by the copyright owner, except for reproduction in daily press and regular printed publications on sale to the public within 60 days of the event related to those data/results and always provided that copyright symbol appears together as follows below.

© DORNA WSBK ORGANIZATION Srl 2019



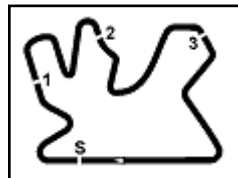
Motul Qatar Round, 24-26 October 2019 Championship Standings

Losail International Circuit 5.380 m

1 / 3

Points	Points From First	Points From Previous	February 24		March 17		April 7		April 14		May 12		June 9		June 23		July 7		July 14		September 8		September 29		October 13		October 26	
			PHILLIP ISLAND	BURIRAM	ARAGON	ASSEN	IMOLA	JEREZ	MISANO	DONINGTON PARK	LAGUNA SECA	PORTIMAO	MAGNY COURS	SAN JUAN	LOSAIL													
1	REA Jonathan (GBR)	638	20 20 9	20 20 9	20 20 9	20 16	25 12	13 20 6	25 25 5	25 25 12	25 20 12	25 20 12	20 25 12	20 25 9	20 25 12	25												
2	BAUTISTA Alvaro (ESP)	482 156	25 25 12	25 25 12	25 25 12	25 25	20	25 12	16 2 12	16	13 13 4	11 13 4	9 13 7	10 16 4	11 10 5	16												
3	LOWES Alex (GBR)	328 310 154	13 11 6	16 16 7	13 11 7	13 13	9 5	2	13 9	11 13 4	11 13 4	9 13 7	10 16 4	11 10 5	16													
4	VAN DER MARK Michael (NED)	318 320 10	11 13 5	13 13 6	10 8	16 20	13 6	20 25 9		8 8 2	9	16 9 4	3 20 7	13 13 4	10													
5	RAZGATLIOGLU Toprak (TUR)	304 334 14	10	6 7 1	8	7 7	16 3	11 16 3	20 6	3 20 9	16 16 6	10 16 6	25 12	16 16 7	5													
6	DAVIES Chaz (GBR)	274 364 30	6 9	1 2	16 16 6	9 11	9	11 9	6 7 3	20 25 9	20	13 6	20 6	20														
7	HASLAM Leon (GBR)	274 364 0	1 16 7	11 11 5	7 13 3	11 8	11 4	7 11 4	16 7	16 11 7	10 5	11 11 5	9 1	10 6 2	11													
8	SYKES Tom (GBR)	219 419 55	9 3	7	11 4 5	6 9	2	10 9 5	20 10	20 9	13 11 7	3 7 3	16 8 2	9														
9	MELANDRI Marco (ITA)	177 461 42	16 10 4	10 10 4	4 5	4 2	10	16 7	10 4	2 6	7 7	7 8	8 10	2	4													
10	TORRES Jordi (ESP)	132 506 45	5 2	5 6	6 9 2	8 6	5 1	8 2	4 6		10 8 2	5 5	5 6	8 7														
11	BAZ Loris (FRA)	130 508 2						4 7 13	4	13 10 5	8 9 3	10 1	13 11 3	4 9 3														
12	CORTESE Sandro (GER)	128 510 2	8 8 3	9 9 3	9 6 1	3 5		8 10 1	9 1	3	2 2	8 6 2	6	1 3	2													
13	RINALDI Michael Ruben (ITA)	121 517 7	7 2	8 8	3 7	1	8	6 13 3	11	4 4	6 6	6 4	2	4 5 3														
14	REITERBERGER Markus (GER)	81 557 40	3 4	2 5	1	10 10	6	5 4	1 5		1 3	4 3	1	5 8														
15	MERCADO Leandro (ARG)	75 563 6	2 5	4				3 5	6 1	10 2	4 5 1	2 1	4 5 7	8														
16	LAVERTY Eugene (IRL)	71 567 4	4 7 1		1 10 4	2 3					5 4	2	7 4 9	7 1														
17	CAMIER Leon (GBR)	51 587 20	6 3	5 3	5 4								9 7 3	6														
18	DELBIANCO Alessandro (ITA)	29 609 22		3			1	1	5	7 1	3		1	6 1														
19	KIYONARI Ryuichi (JPN)	24 614 5	1	4	2 2	1	2		2	5	1		2															
20	ZANETTI Lorenzo (ITA)	21 617 3					7		7 7																			
21	HICKMAN Peter (GBR)	14 624 7								9 5																		
22	BRIDEWELL Thomas (GBR)	12 626 2					4	2 6																				
23	TAKAHASHI Yuki (JPN)	11 627 1						3 8																				
24	PIRRO Michele (ITA)	10 628 1																										
25	CAVALIERI Samuele (ITA)	6 632 4																										
26	BARRIER Sylvain (FRA)	3 635 3																										

26/10/2019 First Line: Race 1 & 2 - Second Line: Tissot Superpole Race
These data/results cannot be reproduced, stored and/or transmitted in whole or in part by any manner of electronic, mechanical, photocopying, recording, broadcasting or otherwise now known or herein after developed without the previous express consent by the copyright owner, except for reproduction in daily press and regular printed publications on sale to the public within 60 days of the event related to those data/results and always provided that copyright symbol appears together as follows below.
© DORNA WSBK ORGANIZATION Srl 2019



Motul Qatar Round, 24-26 October 2019
Championship Standings

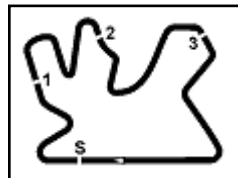
	Points	Points From First	Points From Previous	February 24 PHILLIP ISLAND	March 17 BURIRAM	April 7 ARAGON	April 14 ASSEN	May 12 IMOLA	June 9 JEREZ	June 23 MISANO	July 7 DONINGTON PARK	July 14 LAGUNA SECA	September 8 PORTIMAO	September 29 MAGNY COURS	October 13 SAN JUAN	October 26 LOSAIL		
27 BARBERA Hector (ESP)	3	635	0					3										
28 TAKAHASHI Takumi (JPN)	1	637	2										1					

26/10/2019 First Line: Race 1 & 2 - Second Line: Tissot Superpole Race

These data/results cannot be reproduced, stored and/or transmitted in whole or in part by any manner of electronic, mechanical, photocopying, recording, broadcasting or otherwise now known or herein after developed without the previous express consent by the copyright owner, except for reproduction in daily press and regular printed publications on sale to the public within 60 days of the event related to those data/results and always provided that copyright symbol appears together as follows below.

© DORNA WSBK ORGANIZATION Srl 2019





Motul Qatar Round, 24-26 October 2019 Championship Standings

Losail International Circuit 5.380 m

3 / 3

Points	Points From First	Points From Previous	Independent Riders														
			February 24 PHILLIP ISLAND	March 17 BURIRAM	April 7 ARAGON	April 14 ASSEN	May 12 IMOLA	June 9 JEREZ	June 23 MISANO	July 7 DONINGTON PARK	July 14 LAGUNA SECA	September 8 PORTIMAO	September 29 MAGNY COURS	October 13 SAN JUAN	October 26 LOSAIL		
1	RAZGATLIOGLU Toprak (TUR)	304	10	6 7 1	8	7 7	16 3	11 16 3	20 6	3 20 9	16 16 6	10 16 6	25 12	16 16 7	5		
2	MELANDRI Marco (ITA)	177 127	16 10 4	10 10 4	4 5	4 2	10	16 7	10 4	2 6	7 7	7 8	8 10	2	4		
3	TORRES Jordi (ESP)	132 172 45	5 2	5 6	6 9 2	8 6	5 1	8 2	4 6		10 8 2	5 5	5 6	8 7			
4	BAZ Loris (FRA)	130 174 2						4 7	13 4	13 10 5	8 9 3	10 1	13 11 3	4	9 3		
5	CORTESE Sandro (GER)	128 176 2	8 8 3	9 9 3	9 6 1	3 5		8 10 1	9 1	3	2 2	8 6 2	6	1	2		
6	RINALDI Michael Ruben (ITA)	121 183 7	7 2	8 8	3 7	1	8	6 13	11 3	4 4	6 6	6 4	2	4 5 3	3		
7	MERCADO Leandro (ARG)	75 229 46	2 5	4				3 5	6 1	10 2	4 5 1	2 1	4 5	7 8			
8	LAVERTY Eugene (IRL)	71 233 4	4 7 1		1 10 4	2 3					5 4	2	7 4	9	7 1		
9	DELBIANCO Alessandro (ITA)	29 275 42		3			1	1	5	7 1	3		1	6	1		
10	ZANETTI Lorenzo (ITA)	21 283 8					7		7 7								
11	BRIDEWELL Thomas (GBR)	12 292 9					4	2 6									
12	PIRRO Michele (ITA)	10 294 2							8 2								
13	CAVALIERI Samuele (ITA)	6 298 4							3 3								
14	BARRIER Sylvain (FRA)	3 301 3											3				
15	BARBERA Hector (ESP)	3 301 0					3										

26/10/2019

First Line: Race 1 & 2 - Second Line: Tissot Superpole Race

These data/results cannot be reproduced, stored and/or transmitted in whole or in part by any manner of electronic, mechanical, photocopying, recording, broadcasting or otherwise now known or herein after developed without the previous express consent by the copyright owner, except for reproduction in daily press and regular printed publications on sale to the public within 60 days of the event related to those data/results and always provided that copyright symbol appears together as follows below.

© DORNA WSBK ORGANIZATION Srl 2019

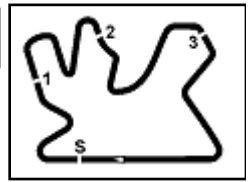
FICR PERUGIA TIMING



Official Tyre Supplier



Official Timekeeper



Motul Qatar Round, 24-26 October 2019 Manufacturers Standings

Losail International Circuit 5.380 m

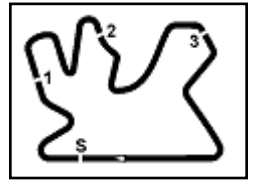
	Points	Points From First	Points From Previous	February 24 PHILLIP ISLAND	March 17 BURIRAM	April 7 ARAGON	April 14 ASSEN	May 12 IMOLA	June 9 JEREZ	June 23 MISANO	July 7 DONINGTON PARK	July 14 LAGUNA SECA	September 8 PORTIMAO	September 29 MAGNY COURS	October 13 SAN JUAN	October 26 LOSAIL		
1 KAWASAKI	648			20 20 9	20 20 9	20 20 9	20 16	25 12	13 20 6	25 25 7	25 25 12	25 20 12	25 20 12	25 25 12	20 25 12	25 12		
2 DUCATI	603	45		25 25 12	25 25 12	25 25 12	25 25	20 9	25 13 12	16 11 12	6 16 6	20 25 9	20 25 9	11 13 6	25 20 9	20 9		
3 YAMAHA	438	210	165	16 13 6	16 16 7	13 11 7	16 20	13 6	20 25 9	13 13 9	13 13 5	11 13 4	16 13 7	13 20 7	13 13 5	16 7		
4 BMW	245	403	193	9 4	7 5	11 4 5	10 10	6 2	10 9 5	20 10	20 9	13 11 7	4 7 3	16 8 2	9 1	8		
5 HONDA	88	560	157	6	3 4	5 3	5 4	2	1 3	8	7 1	3 1	1	9 7	6 3	6		

26/10/2019 First Line: Race 1 & 2 - Second Line: Tissot Superpole Race

These data/results cannot be reproduced, stored and/or transmitted in whole or in part by any manner of electronic, mechanical, photocopying, recording, broadcasting or otherwise now known or herein after developed without the previous express consent by the copyright owner, except for reproduction in daily press and regular printed publications on sale to the public within 60 days of the event related to those data/results and always provided that copyright symbol appears together as follows below.

© DORNA WSBK ORGANIZATION Srl 2019





Losail International Circuit 5.380 m

Motul Qatar Round, 24-26 October 2019

Starting Grid - Race 2

17 Laps x 5,380 km = 91,460 km

Pos	Number	Name	Team
1	1	REA J.	Kawasaki
2	19	BAUTISTA A.	Ducati
3	22	LOWES A.	Yamaha
4	91	HASLAM L.	Kawasaki
5	7	DAVIES C.	Ducati
6	60	VAN DER MARK M.	Yamaha
7	76	BAZ L.	Yamaha
8	11	CORTESE S.	Yamaha
9	50	LAVERTY E.	Ducati
10	66	SYKES T.	BMW
11	28	REITERBERGER M.	BMW
12	54	RAZGATLIOGLU T.	Kawasaki
13	36	MERCADO L.	Kawasaki
14	2	CAMIER L.	Honda
15	81	TORRES J.	Kawasaki
16	21	RINALDI M.	Ducati
17	33	MELANDRI M.	Yamaha
18	23	KIYONARI R.	Honda
19	52	DELBIANCO A.	Honda
20	9	SCHMITTER D.	Yamaha

26/10/2019 The Race Director

These data/results cannot be reproduced, stored and/or transmitted in whole or in part by any manner of electronic, mechanical, photocopying, recording, broadcasting or otherwise now known or herein after developed without the previous express consent by the copyright owner, except for reproduction in daily press and regular printed publications on sale to the public within 60 days of the event related to those data/results and always provided that copyright symbol appears together as follows below.

© DORNA WSBK ORGANIZATION Srl 2019

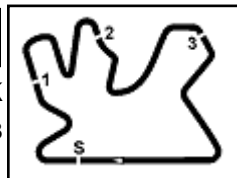
FKR PERUGIA TIMING



Official Tyre Supplier



Official Timekeeper



Motul Qatar Round, 24-26 October 2019

Tissot Superpole Award

	Points	Points From First	Points From Previous	February 24	March 17	April 7	April 14	May 12	June 9	June 23	July 7	July 14	September 8	September 29	October 13	October 26			
				PHILIP ISLAND	BURIRAM	ARAGON	ASSEN	IMOLA	JEREZ	MISANO	DONINGTON PARK	LAGUNA SECA	PORTIMAO	MAGNY COURS	SAN JUAN	LOSAIL			
1 REA Jonathan (GBR)	239			12 9	9 9	9	2	9 12	12 6	12 5	9 12	12 12	12 12	12 9	7 12	12 12			
2 BAUTISTA Alvaro (ESP)	199	40		7 12	12 12	12 12	12	7 7	9 12	5 12	4 6	7	4 9	5	12 9	3 9			
3 LOWES Alex (GBR)	132	107	67	5 6	7 7	6 7	6	5 5	6	6 9	2 4	2 4	5 7	3 4	5 5	9 7			
4 HASLAM Leon (GBR)	119	120	13	9 7	5 5	3	5	6 4	5 4	4 7	7 7	5 5	6 5	7 1	2	4 6			
5 SYKES Tom (GBR)	98	141	21	6	4	7 5	4	4 2	4 5	7	12	6 7	9 3	4 2	1	6			
6 VAN DER MARK Michael (NED)	84	155	14	3 5	6		9	2 6	3 9				4	9 7	9 4	2 4			
7 DAVIES Chaz (GBR)	77	162	7		1 2	2 6	3	12 9		1	3	9 9		6	3 6	5			
8 RAZGATLIOGLU Toprak (TUR)	66	173	11		1		1	3	3	6	3 9	3 6	6	12	6 7				
9 CORTESE Sandro (GER)	59	180	7	4 3	6 3	9 1			1 1	9			7 2		1 3	7 2			
10 MELANDRI Marco (ITA)	33	206	26	1 4	3 4				7 7	4	1		2						
11 BAZ Loris (FRA)	31	208	2								5 5	1 3	1	5 3		5 3			
12 RINALDI Michael Ruben (ITA)	25	214	6	2 2		5				3 3				6	4				
13 TORRES Jordi (ESP)	19	220	6			1 2		1 1	2 2		1	4 2	3						
14 REITERBERGER Markus (GER)	15	224	4			3	7	3					1			1			
15 LAVERTY Eugene (IRL)	14	225	1	1	2	4 4								2		1			
16 HICKMAN Peter (GBR)	6	233	8								6								
17 PIRRO Michele (ITA)	4	235	2							2 2									
18 DELBIANCO Alessandro (ITA)	2	237	2												2				
19 MERCADO Leandro (ARG)	2	237	0							1		1							
20 KIYONARI Ryuichi (JPN)	1	238	1											1					

26/10/2019 Odd points columns: Tissot Superpole Even points columns: Tissot Superpole Race

These data/results cannot be reproduced, stored and/or transmitted in whole or in part by any manner of electronic, mechanical, photocopying, recording, broadcasting or otherwise now known or herein after developed without the previous express consent by the copyright owner, except for reproduction in daily press and regular printed publications on sale to the public within 60 days of the event related to those data/results and always provided that copyright symbol appears together as follows below.

© DORNA WSBK ORGANIZATION Srl 2019

