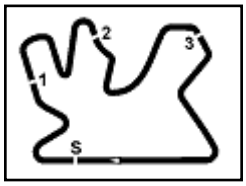

Motul Qatar Round, 24-26 October 2019
Chronological Analysis Free Practice 2nd Session

Losail International Circuit 5.380 m

1° 7 C. DAVIES (1'57.449)

Lap	Seg.1	Seg.2	Seg.3	Seg.4	Lap Time	km/h	Local Time
1							20:00'48.923
2	34.512	32.177	30.408	33.051	2'10.148P	154,5	20:02'59.071
3	30.369	31.310	30.480	32.939	2'05.098	314,0	20:05'04.169
4	27.472	30.903	29.237	32.732	2'00.344	**315,8**	20:07'04.513
5	25.612	30.793	29.083	32.826	1'58.314		20:09'02.827
6	25.759	30.812	29.590	33.613	1'59.774	314,9	20:11'02.601
7	26.052	31.470	30.355	6'21.924	7'49.801P	314,0	20:18'52.402
8	32.812	31.288	30.199	33.382	2'07.681P	149,2	20:21'00.083
9	25.700	30.662	29.108	32.683	1'58.153		20:22'58.236
10	25.661	30.722	29.281	33.353	1'59.017		20:24'57.253
11	25.739	30.765	29.257	32.723	1'58.484	314,9	20:26'55.737
12	28.907	32.787	31.446	7'52.578	9'25.718P		20:36'21.455
13	34.768	33.465	30.891	33.955	2'13.079P		20:38'34.534
14	25.884	30.666	29.059	32.558	1'58.167	0,8	20:40'32.701
15	28.652	33.623	30.756	33.478	2'06.509	314,9	20:42'39.210
16	25.641	**30.399**	**28.874**	**32.535**	**1'57.449**	314,0	20:44'36.659
17	**25.588**	30.468	33.184	34.945	2'04.185		20:46'40.844
18	25.669	30.610	29.102	32.749	1'58.130	314,0	20:48'38.974
19	25.598	30.570	29.170	32.838	1'58.176	314,9	20:50'37.150

2° 1 J. REA (1'57.722)

Lap	Seg.1	Seg.2	Seg.3	Seg.4	Lap Time	km/h	Local Time
1							20:00'55.878
2	32.272	31.650	29.731	33.141	2'06.794P	166,4	20:03'02.672
3	25.633	30.670	29.086	32.953	1'58.342	308,6	20:05'01.014
4	**25.519**	30.515	29.041	32.884	1'57.959		20:06'58.973
5	25.627	30.529	29.038	32.831	1'58.025		20:08'56.998
6	25.680	32.993	30.957	7'28.373	8'58.003P		20:17'55.001
7	34.356	31.750	30.207	33.561	2'09.874P	136,5	20:20'04.875
8	25.686	30.512	29.090	32.856	1'58.144	307,7	20:22'03.019
9	25.639	30.604	32.625	33.903	2'02.771		20:24'05.790
10	25.678	30.725	29.121	32.831	1'58.355		20:26'04.145
11	25.802	30.682	29.153	32.890	1'58.527	308,6	20:28'02.672
12	25.724	30.659	29.158	33.097	1'58.638	308,6	20:30'01.310
13	25.680	30.790	29.247	32.928	1'58.645	308,6	20:31'59.955
14	28.898	31.943	30.280	7'56.010	9'27.131P		20:41'27.086
15	35.296	32.512	29.817	33.699	2'11.324P		20:43'38.410
16	25.557	30.484	**28.976**	**32.705**	**1'57.722**		20:45'36.132
17	25.632	30.560	29.510	35.011	2'00.713	**310,3**	20:47'36.845
18	25.640	**30.472**	29.048	32.948	1'58.108	308,6	20:49'34.953

3° 19 A. BAUTISTA (1'57.767)

Lap	Seg.1	Seg.2	Seg.3	Seg.4	Lap Time	km/h	Local Time
1							20:00'10.722
2	36.425	31.742	29.571	32.731	2'10.469P	141,7	20:02'21.191
3	25.704	**30.537**	28.998	**32.528**	**1'57.767**	319,5	20:04'18.958
4	25.659	30.711	**28.950**	32.767	1'58.087	321,4	20:06'17.045
5	25.623	30.787	29.440	33.050	1'58.900	**322,4**	20:08'15.945
6	25.680	30.761	29.109	32.578	1'58.128	319,5	20:10'14.073
7	25.656	30.653	28.971	32.846	1'58.126		20:12'12.199
8	27.745	32.840	30.095	8'55.389	10'26.069P		20:22'38.268
9	32.827	31.245	29.386	32.888	2'06.346P		20:24'44.614
10	**25.550**	30.575	29.029	32.739	1'57.893	316,7	20:26'42.507
11	25.615	30.796	29.065	32.872	1'58.348	314,9	20:28'40.855
12	25.598	30.718	29.047	32.845	1'58.208		20:30'39.063
13	25.718	31.075	29.269	32.827	1'58.889	317,6	20:32'37.952
14	28.236	33.069	30.763	5'28.618	7'00.686P	317,6	20:39'38.638
15	34.607	31.585	29.514	32.745	2'08.451P		20:41'47.089
16	25.702	30.975	29.265	32.713	1'58.655	317,6	20:43'45.744
17	25.682	30.926	29.216	32.641	1'58.465	319,5	20:45'44.209
18	25.725	40.623	30.555	33.788	2'10.691	320,5	20:47'54.900
19	25.800	31.183	29.361	32.766	1'59.110	318,6	20:49'54.010
20	25.787	31.020	29.272	32.806	1'58.885	320,5	20:51'52.895

4° 54 T. RAZGATLIOGLU (1'58.028)

Lap	Seg.1	Seg.2	Seg.3	Seg.4	Lap Time	km/h	Local Time
1							20:00'04.721
2	32.959	32.166	30.138	33.644	2'08.907P	169,3	20:02'13.628
3	26.725	31.247	29.607	33.443	2'01.022	305,9	20:04'14.650
4	25.832	30.722	29.261	33.192	1'59.007	**308,6**	20:06'13.657
5	28.600	31.049	29.727	33.289	2'02.665	303,4	20:08'16.322
6	25.803	31.040	29.509	33.274	1'59.626	**308,6**	20:10'15.948
7	25.946	32.822	30.151	9'24.202	10'53.121P	302,5	20:21'09.069
8	35.328	35.859	30.628	34.278	2'16.093P	127,2	20:23'25.162
9	25.760	30.472	28.949	33.008	1'58.189	303,4	20:25'23.351
10	25.683	**30.399**	29.077	32.869	**1'58.028**	300,8	20:27'21.379
11	25.672	30.632	29.007	32.908	1'58.219	302,5	20:29'19.598
12	25.819	30.623	29.082	33.034	1'58.558	301,7	20:31'18.156
13	27.400	33.126	31.530	10'22.960	11'55.016P	300,0	20:43'13.172
14	32.242	31.515	29.396	32.936	2'06.089P	154,3	20:45'19.261
15	25.690	30.517	28.987	**32.866**	1'58.060	300,0	20:47'17.321
16	**25.650**	30.565	**28.945**	36.336	2'01.496	301,7	20:49'18.817
17	25.751	30.710	29.283	33.314	1'59.058	300,8	20:51'17.875

5° 60 M. VAN DER MARK (1'58.157)

Lap	Seg.1	Seg.2	Seg.3	Seg.4	Lap Time	km/h	Local Time
1							20:00'18.553
2	36.376	31.571	30.283	34.813	2'13.043P		20:02'31.596
3	25.972	32.810	29.010	32.842	2'00.634	307,7	20:04'32.230
4	25.780	30.744	**28.816**	**32.817**	**1'58.157**	**311,2**	20:06'30.387
5	25.796	30.771	29.016	32.828	1'58.411		20:08'28.798
6	**25.759**	**30.721**	29.030	33.083	1'58.593	308,6	20:10'27.391
7	26.735	31.478	29.654	7'18.033	8'45.900P		20:19'13.291
8	32.450	31.232	29.922	33.567	2'07.171P		20:21'20.462
9	25.769	30.851	29.114	32.909	1'58.643	0,9	20:23'19.105
10	25.806	30.888	29.197	33.022	1'58.913		20:25'18.018
11	25.788	30.913	29.158	32.878	1'58.737		20:27'16.755
12	25.796	30.958	29.258	33.081	1'59.093	305,9	20:29'15.848
13	30.063	31.194	29.408	10'33.292	12'03.957P	303,4	20:41'19.805
14	35.060	31.301	29.477	33.196	2'09.034P		20:43'28.839
15	25.840	30.792	29.035	32.879	1'58.546	305,1	20:45'27.385
16	25.766	30.741	29.074	32.868	1'58.449	305,1	20:47'25.834
17	25.866	30.850	29.213	32.877	1'58.806	305,1	20:49'24.640
18	25.811	30.725	29.063	33.021	1'58.620	307,7	20:51'23.260

6° 66 T. SYKES (1'58.255)

Lap	Seg.1	Seg.2	Seg.3	Seg.4	Lap Time	km/h	Local Time
1							20:00'36.632
2	34.089	32.468	30.129	33.885	2'10.571P	162,4	20:02'47.203
3	25.918	35.515	31.064	33.542	2'06.039	306,8	20:04'53.242
4	25.762	31.170	29.123	33.069	1'59.124	307,7	20:06'52.366
5	26.997	31.878	30.160	5'03.466	6'32.501P	306,8	20:13'24.867
6	32.589	32.056	29.807	33.341	2'07.793P	162,9	20:15'32.660
7	26.022	31.132	29.193	33.251	1'59.598	**310,3**	20:17'32.258
8	27.582	32.019	30.085	6'23.180	7'52.866P	302,5	20:25'25.124
9	33.729	31.855	29.780	33.308	2'08.672P	145,2	20:27'33.796
10	25.711	30.865	29.440	33.643	1'59.659	302,5	20:29'33.455
11	25.751	31.137	29.314	9'29.032	10'55.234P	302,5	20:40'28.689
12	33.000	31.479	29.334	33.336	2'07.149P	154,7	20:42'35.838
13	**25.578**	**30.684**	29.089	**32.904**	**1'58.255**	305,9	20:44'34.093
14	26.469	33.181	30.362	33.235	2'03.247	305,9	20:46'37.340
15	25.732	34.381	29.499	33.025	2'02.637	305,9	20:48'39.977
16	25.760	30.757	**29.070**	32.932	1'58.519	**310,3**	20:50'38.496

24/10/2019 P = Pits In/Out - C = Lap Time Cancelled

These data/results cannot be reproduced, stored and/or transmitted in whole or in part by any manner of electronic, mechanical, photocopying, recording, broadcasting or otherwise now known or herein after developed without the previous express consent by the copyright owner, except for reproduction in daily press and regular printed publications on sale to the public within 60 days of the event related to those data/results and always provided that copyright symbol appears together as follows below.
© DORNA WSBK ORGANIZATION Srl 2019

PIRELLI
Official Tyre Supplier
TISSOT
SWISS WATCHES SINCE 1853
Official Timekeeper

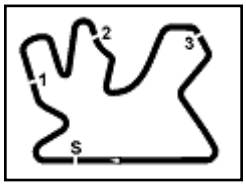

Motul Qatar Round, 24-26 October 2019
Chronological Analysis Free Practice 2nd Session

Losail International Circuit 5.380 m

7° 22 A. LOWES (1'58.303)

Lap	Seg.1	Seg.2	Seg.3	Seg.4	Lap Time	km/h	Local Time
1							20:00'18.413
2	38.630	32.827	29.444	33.853	2'14.754P	97,8	20:02'33.167
3	25.788	30.792	**28.923**	32.934	1'58.437	**308,6**	20:04'31.604
4	**25.668**	30.791	29.047	**32.797**	**1'58.303**	306,8	20:06'29.907
5	27.723	30.884	29.128	7'37.024	9'04.759P		20:15'34.666
6	36.100	31.728	29.626	33.646	2'11.100P		20:17'45.766
7	26.337	30.948	29.412	33.129	1'59.826	0,9	20:19'45.592
8	25.990	31.012	29.363	33.061	1'59.426		20:21'45.018
9	25.915	30.957	29.295	33.086	1'59.253		20:23'44.271
10	25.829	30.948	29.175	32.951	1'58.903		20:25'43.174
11	25.793	30.865	29.123	32.892	1'58.673		20:27'41.847
12	25.757	30.878	29.050	33.042	1'58.727	305,9	20:29'40.574
13	25.798	**30.780**	29.007	32.929	1'58.514	305,1	20:31'39.088
14	25.834	30.912	29.272	33.051	1'59.069		20:33'38.157
15	25.754	30.945	29.476	33.138	1'59.313	303,4	20:35'37.470
16	28.840	32.880	31.756	7'34.136	9'07.612P	299,2	20:44'45.082
17	35.571	32.663	29.608	33.199	2'11.041P	121,8	20:46'56.123
18	25.920	30.923	29.211	33.089	1'59.143	305,1	20:48'55.266
19	25.799	30.957	29.227	33.107	1'59.090	303,4	20:50'54.356

8° 28 M. REITERBERGER (1'58.459)

Lap	Seg.1	Seg.2	Seg.3	Seg.4	Lap Time	km/h	Local Time
1							20:00'03.071
2	33.754	32.630	30.131	33.240	2'09.755P		20:02'12.826
3	26.863	30.725	29.622	33.074	2'00.284		20:04'13.110
4	26.273	30.696	29.029	32.996	1'58.994		20:06'12.104
5	25.813	30.664	29.132	32.916	1'58.525	305,9	20:08'10.629
6	30.279	34.195	29.280	33.333	2'07.087		20:10'17.716
7	33.533	31.868	29.238	33.417	2'08.056	**307,7**	20:12'25.772
8	26.434	31.187	29.861	5'01.847	6'29.329P		20:18'55.101
9	33.071	32.208	30.077	33.145	2'08.501P		20:21'03.602
10	26.066	30.658	29.045	**32.913**	1'58.682		20:23'02.284
11	**25.781**	**30.634**	**28.995**	33.049	**1'58.459**		20:25'00.743
12	30.480	35.116	32.547	33.990	2'12.133		20:27'12.876
13	25.802	32.151	33.505	7'35.016	9'06.474P		20:36'19.350
14	33.704	33.253	31.004	33.874	2'11.835P		20:38'31.185
15	25.920	30.702	29.086	32.924	1'58.632	0,8	20:40'29.817
16	25.819	42.029	34.137	34.002	2'15.987	304,2	20:42'45.804
17	25.805	30.740	29.021	33.135	1'58.701		20:44'44.505
18	25.935	30.863	29.267	33.224	1'59.289	302,5	20:46'43.794
19	34.525	36.276	33.248	34.902	2'18.951	300,8	20:49'02.745
20	25.898	30.830	29.213	33.158	1'59.099	302,5	20:51'01.844

9° 11 S. CORTESE (1'58.503)

Lap	Seg.1	Seg.2	Seg.3	Seg.4	Lap Time	km/h	Local Time
1							20:00'08.574
2	34.299	35.347	30.650	33.282	2'13.578P		20:02'22.152
3	26.069	30.555	29.130	32.806	1'58.560	306,8	20:04'20.712
4	26.769	31.367	30.186	8'55.495	10'23.817P	**307,7**	20:14'44.529
5	33.380	31.766	30.149	33.561	2'08.856P		20:16'53.385
6	26.136	30.724	29.441	33.025	1'59.326		20:18'52.711
7	26.030	30.629	29.176	32.953	1'58.788	298,3	20:20'51.499
8	26.842	31.778	30.530	4'28.699	5'57.849P	299,2	20:26'49.348
9	34.334	31.882	30.145	33.542	2'09.903P		20:28'59.251
10	25.964	30.702	29.298	**32.731**	1'58.695		20:30'57.946
11	**25.829**	30.627	29.247	32.800	**1'58.503**		20:32'56.449
12	26.034	30.674	29.210	32.859	1'58.777	300,0	20:34'55.226
13	26.041	**30.535**	29.122	32.965	1'58.663	300,0	20:36'53.889
14	26.166	31.047	29.520	32.961	1'59.694		20:38'53.583
15	26.052	30.639	29.256	32.925	1'58.872	299,2	20:40'52.455
16	26.128	30.863	29.394	33.030	1'59.415	300,8	20:42'51.870
17	26.108	30.740	29.198	32.847	1'58.893	300,0	20:44'50.763
18	25.939	30.690	**29.120**	32.865	1'58.614		20:46'49.377
19	28.483	32.028	34.043	1'08.035	2'42.589P		20:49'31.966
20	41.016	36.473	36.400	36.279	2'30.168P	110,1	20:52'02.134

10° 50 E. LAVERTY (1'58.692)

Lap	Seg.1	Seg.2	Seg.3	Seg.4	Lap Time	km/h	Local Time
1							20:00'06.029
2	35.099	33.837	30.486	34.610	2'14.032P	144,4	20:02'20.061
3	26.166	31.046	29.467	32.929	1'59.608	309,5	20:04'19.669
4	25.866	31.005	29.556	32.951	1'59.378	**314,0**	20:06'19.047
5	29.567	32.301	30.752	33.386	2'06.006	**314,0**	20:08'25.053
6	25.796	30.885	29.221	**32.871**	1'58.773	311,2	20:10'23.826
7	25.800	30.926	29.227	32.982	1'58.935	312,1	20:12'22.761
8	25.814	30.857	29.281	33.058	1'59.010	311,2	20:14'21.771
9	29.679	32.292	30.440	7'30.432	9'02.843P	310,3	20:23'24.614
10	37.581	32.850	30.537	33.835	2'14.803P		20:25'39.417
11	25.741	30.909	29.260	32.907	1'58.817	308,6	20:27'38.234
12	25.801	30.811	**29.202**	33.034	1'58.848	310,3	20:29'37.082
13	25.894	30.817	29.228	32.968	1'58.907		20:31'35.989
14	31.676	33.066	30.292	5'58.360	7'33.394P	308,6	20:39'09.383
15	37.411	32.711	30.243	33.856	2'14.221P	126,2	20:41'23.604
16	25.934	30.807	29.282	32.989	1'59.012	308,6	20:43'22.616
17	35.091	32.175	30.195	33.282	2'10.743	309,5	20:45'33.359
18	25.776	**30.738**	29.298	32.880	**1'58.692**	310,3	20:47'32.051
19	**25.739**	30.911	29.334	32.920	1'58.904	310,3	20:49'30.955
20	25.749	30.897	29.327	32.902	1'58.875	310,3	20:51'29.830

11° 91 L. HASLAM (1'58.769)

Lap	Seg.1	Seg.2	Seg.3	Seg.4	Lap Time	km/h	Local Time
1							19:59'51.028
2	45.517	32.634	29.936	33.536	2'21.623P		20:02'12.651
3	27.329	31.880	29.476	33.505	2'02.190	306,8	20:04'14.841
4	25.933	31.328	**29.158**	**32.870**	1'59.289	**309,5**	20:06'14.130
5	25.786	30.936	29.380	33.347	1'59.449		20:08'13.579
6	30.494	33.385	30.361	8'06.224	9'40.464P	306,8	20:17'54.043
7	34.562	32.034	30.485	33.855	2'10.936P		20:20'04.979
8	25.750	**30.870**	29.217	32.932	**1'58.769**		20:22'03.748
9	**25.720**	**30.870**	29.355	33.089	1'59.034	305,9	20:24'02.782
10	27.372	32.422	29.296	33.098	2'02.188	303,4	20:26'04.970
11	25.923	32.500	31.009	16'46.746	18'16.178P	307,7	20:44'21.148
12	32.505	32.027	30.951	33.313	2'08.796P	166,9	20:46'29.944
13	25.834	30.914	29.265	33.106	1'59.119	304,2	20:48'29.063
14	25.762	30.963	29.363	33.089	1'59.177	302,5	20:50'28.240

12° 76 L. BAZ (1'58.823)

Lap	Seg.1	Seg.2	Seg.3	Seg.4	Lap Time	km/h	Local Time
1							19:59'58.706
2	36.238	32.369	30.129	34.255	2'12.991P	143,0	20:02'11.697
3	26.145	31.070	29.297	33.371	1'59.883	295,9	20:04'11.580
4	25.979	30.753	29.248	33.354	1'59.334	296,7	20:06'10.914
5	26.105	30.841	29.231	33.314	1'59.491	297,5	20:08'10.405
6	25.906	30.833	29.213	33.288	1'59.240	298,3	20:10'09.645
7	25.850	30.887	29.228	33.647	1'59.612	297,5	20:12'09.257
8	26.084	30.786	29.278	33.486	1'59.634		20:14'08.891
9	26.043	31.029	29.244	33.284	1'59.600	298,3	20:16'08.491
10	25.929	30.824	29.335	33.358	1'59.446		20:18'07.937
11	25.968	30.882	**29.087**	33.365	1'59.302		20:20'07.239
12	25.945	30.896	**29.087**	33.250	1'59.178		20:22'06.417
13	27.643	32.868	30.697	7'34.094	9'05.302P		20:31'11.719
14	34.154	33.354	31.428	34.568	2'13.504P		20:33'25.223
15	25.972	**30.588**	29.156	**33.107**	**1'58.823**	295,1	20:35'24.046
16	25.859	30.660	29.272	33.222	1'59.013	295,1	20:37'23.059

24/10/2019 P = Pits In/Out - C = Lap Time Cancelled

These data/results cannot be reproduced, stored and/or transmitted in whole or in part by any manner of electronic, mechanical, photocopying, recording, broadcasting or otherwise now known or herein after developed without the previous express consent by the copyright owner, except for reproduction in daily press and regular printed publications on sale to the public within 60 days of the event related to those data/results and always provided that copyright symbol appears together as follows below.
© DORNA WSBK ORGANIZATION Srl 2019

PIRELLI
Official Tyre Supplier
TISSOT
SWISS WATCHES SINCE 1853
Official Timekeeper

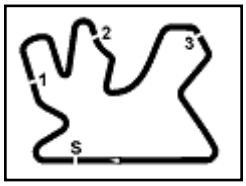

Motul Qatar Round, 24-26 October 2019
Chronological Analysis Free Practice 2nd Session

Losail International Circuit 5.380 m

17	**25.809**	30.750	29.135	33.325	1'59.019	298,3	20:39'22.078
18	27.408	32.326	30.094	2'56.374	4'26.202P	298,3	20:43'48.280
19	37.230	32.168	30.622	33.902	2'13.922P	118,4	20:46'02.202
20	25.848	30.621	29.620	34.659	2'00.748	297,5	20:48'02.950
21	25.916	30.602	29.333	33.265	1'59.116	**300,0**	20:50'02.066

13° 21 M. RINALDI (1'58.925)

Lap	Seg.1	Seg.2	Seg.3	Seg.4	Lap Time	km/h	Local Time
1							20:00'15.655
2	32.627	32.453	29.927	33.256	2'08.263P	175,6	20:02'23.918
3	26.225	31.369	29.965	41.978	2'09.537	312,1	20:04'33.455
4	26.047	31.186	29.606	33.172	2'00.011	**314,9**	20:06'33.466
5	26.249	31.269	29.665	33.247	2'00.430		20:08'33.896
6	26.110	33.743	31.217	33.919	2'04.989	310,3	20:10'38.885
7	26.230	31.195	29.580	33.160	2'00.165	308,6	20:12'39.050
8	26.224	30.979	29.480	33.129	1'59.812		20:14'38.862
9	31.202	34.918	31.669	8'39.611	10'17.400P	307,7	20:24'56.262
10	49.912	33.999	29.453	33.058	2'26.422P		20:27'22.684
11	**25.945**	**30.768**	**29.318**	**32.894**	**1'58.925**	310,3	20:29'21.609
12	26.043	31.031	39.854	41.569	2'18.497	311,2	20:31'40.106
13	26.143	31.708	31.754	9'44.804	11'14.409P	313,0	20:42'54.515
14	46.715	34.280	31.403	33.220	2'25.618P		20:45'20.133
15	26.158	31.068	29.580	33.151	1'59.957	310,3	20:47'20.090
16	26.236	31.230	29.507	33.123	2'00.096	311,2	20:49'20.186
17	26.140	31.116	29.356	33.037	1'59.649	312,1	20:51'19.835

14° 33 M. MELANDRI (1'58.982)

Lap	Seg.1	Seg.2	Seg.3	Seg.4	Lap Time	km/h	Local Time
1							20:00'08.748
2	38.657	32.251	29.852	33.392	2'14.152P		20:02'22.900
3	26.254	31.015	29.438	43.309	2'10.016	**307,7**	20:04'32.916
4	25.903	30.864	29.363	**33.071**	1'59.201	305,9	20:06'32.117
5	29.128	32.523	30.702	17'43.488	19'15.841P		20:25'47.958
6	34.552	32.729	30.340	33.491	2'11.112P		20:27'59.070
7	26.358	30.999	29.631	33.858	2'00.846	299,2	20:29'59.916
8	26.161	31.016	29.599	33.375	2'00.151	299,2	20:32'00.067
9	27.944	32.275	30.369	8'10.258	9'40.846P		20:41'40.913
10	40.208	32.754	30.037	35.038	2'18.037P	138,8	20:43'58.950
11	25.977	30.803	33.421	33.968	2'04.169	301,7	20:46'03.119
12	**25.855**	**30.661**	**29.311**	33.155	**1'58.982**	304,2	20:48'02.101
13	29.749	33.604	30.304	33.162	2'06.819	300,0	20:50'08.920

15° 36 L. MERCADO (1'59.032)

Lap	Seg.1	Seg.2	Seg.3	Seg.4	Lap Time	km/h	Local Time
1							20:00'01.819
2	36.027	32.549	29.944	33.835	2'12.355P	133,7	20:02'14.174
3	26.536	31.432	29.693	33.479	2'01.140	305,9	20:04'15.314
4	26.210	31.163	29.406	33.319	2'00.098	**309,5**	20:06'15.412
5	26.284	31.339	29.747	33.497	2'00.867	306,8	20:08'16.279
6	26.256	31.210	29.440	33.253	2'00.159		20:10'16.438
7	26.182	31.383	31.393	5'16.212	6'45.170P	305,9	20:17'01.608
8	38.020	31.996	29.748	33.253	2'13.017P		20:19'14.625
9	25.871	30.825	**29.290**	33.064	1'59.050	0,8	20:21'13.675
10	**25.765**	**30.776**	29.439	33.052	**1'59.032**		20:23'12.707
11	26.062	30.972	29.518	11'56.943	13'23.495P		20:36'36.202
12	37.071	35.776	32.312	33.159	2'18.318P		20:38'54.520
13	25.996	30.803	29.412	33.075	1'59.286	304,2	20:40'53.806
14	25.922	30.907	29.383	33.016	1'59.228	302,5	20:42'53.034
15	26.018	31.033	29.509	33.141	1'59.701		20:44'52.735
16	25.958	30.957	29.434	**33.012**	1'59.361	303,4	20:46'52.096
17	32.538	35.147	33.060	34.679	2'15.424	304,2	20:49'07.520
18	26.098	31.026	29.709	33.410	2'00.243	301,7	20:51'07.763

16° 81 J. TORRES (1'59.087)

Lap	Seg.1	Seg.2	Seg.3	Seg.4	Lap Time	km/h	Local Time
1							20:00'03.724
2	34.307	32.762	29.926	33.608	2'10.603P	140,1	20:02'14.327
3	26.521	31.465	29.664	33.632	2'01.282	**309,5**	20:04'15.609
4	26.182	32.240	29.644	33.423	2'01.489	305,1	20:06'17.098
5	25.977	31.007	**29.349**	33.258	1'59.591		20:08'16.689
6	25.932	31.258	29.446	33.668	2'00.304	306,8	20:10'16.993
7	25.822	31.252	29.547	33.509	2'00.130	300,8	20:12'17.123
8	25.927	30.967	29.365	33.636	1'59.895	297,5	20:14'17.018
9	30.086	31.505	29.707	33.666	2'04.964		20:16'21.982
10	25.842	30.886	29.426	33.304	1'59.458	296,7	20:18'21.440
11	26.752	31.989	29.947	33.452	2'02.140		20:20'23.580
12	25.928	30.869	29.705	9'50.740	11'17.242P	296,7	20:31'40.822
13	32.841	32.033	30.227	33.743	2'08.844P		20:33'49.666
14	26.011	30.855	29.456	33.308	1'59.630	296,7	20:35'49.296
15	27.101	31.266	29.839	33.506	2'01.712	300,0	20:37'51.008
16	25.779	**30.742**	29.369	**33.197**	**1'59.087**	297,5	20:39'50.095
17	25.718	31.701	29.643	33.209	2'00.271	297,5	20:41'50.366
18	**25.649**	30.747	29.440	33.327	1'59.163	300,0	20:43'49.529
19	26.076	30.882	29.625	33.957	2'00.540	299,2	20:45'50.069
20	25.858	31.677	31.942	36.057	2'05.534	299,2	20:47'55.603
21	25.797	30.876	29.380	33.299	1'59.352	301,7	20:49'54.955
22	25.845	30.969	29.389	33.508	1'59.711		20:51'54.666

17° 2 L. CAMIER (1'59.119)

Lap	Seg.1	Seg.2	Seg.3	Seg.4	Lap Time	km/h	Local Time
1							20:00'07.731
2	32.692	32.033	29.740	33.364	2'07.829P	171,2	20:02'15.560
3	26.108	31.117	29.351	33.482	2'00.058	309,5	20:04'15.618
4	26.034	31.306	29.282	33.273	1'59.895	313,0	20:06'15.513
5	29.453	32.024	29.479	34.203	2'05.159	**314,9**	20:08'20.672
6	26.019	31.081	29.609	33.250	1'59.959	311,2	20:10'20.631
7	26.085	31.163	29.227	33.290	1'59.765	307,7	20:12'20.396
8			31.720	7'20.301	8'57.653P	306,8	20:21'18.049
9	34.499	32.033	30.583	33.735	2'10.850P		20:23'28.899
10	26.085	31.067	29.310	33.147	1'59.609		20:25'28.508
11	25.998	31.191	29.401	33.292	1'59.882	305,9	20:27'28.390
12	26.020	31.146	29.408	33.283	1'59.857		20:29'28.247
13	27.967	34.664	29.547	8'38.187	10'10.365P	305,9	20:39'38.612
14	35.527	31.625	29.659	33.418	2'10.229P	122,9	20:41'48.841
15	25.977	**30.819**	29.208	33.115	**1'59.119**	304,2	20:43'47.960
16	26.068	34.444	36.456	39.032	2'16.000	307,7	20:46'03.960
17	**25.954**	31.050	**29.203**	**33.067**	1'59.274	305,9	20:48'03.234
18	26.159	36.573	30.285	33.261	2'06.278	310,3	20:50'09.512

18° 52 A. DELBIANCO (2'00.165)

Lap	Seg.1	Seg.2	Seg.3	Seg.4	Lap Time	km/h	Local Time
1							19:59'59.927
2	37.013	32.636	30.268	33.810	2'13.727P	133,2	20:02'13.654
3	26.442	31.176	29.835	33.424	2'00.877	296,7	20:04'14.531
4	26.169	**31.175**	29.597	**33.224**	**2'00.165**	295,1	20:06'14.696
5	28.831	31.388	29.704	33.621	2'03.544	**298,3**	20:08'18.240
6	26.293	31.236	**29.553**	33.325	2'00.407	296,7	20:10'18.647
7	26.286	34.061	31.348	33.339	2'05.034	297,5	20:12'23.681
8	**26.141**				8'20.271P	296,7	20:20'43.952

19° 23 R. KIYONARI (2'00.459)

Lap	Seg.1	Seg.2	Seg.3	Seg.4	Lap Time	km/h	Local Time
1							20:00'35.979
2	36.151	32.424	30.432	33.868	2'12.875P	118,2	20:02'48.854
3	26.336	31.455	**29.567**	**33.101**	**2'00.459**	**307,7**	20:04'49.313
4	26.220	31.302	29.719	33.591	2'00.832	305,1	20:06'50.145

24/10/2019 P = Pits In/Out - C = Lap Time Cancelled

These data/results cannot be reproduced, stored and/or transmitted in whole or in part by any manner of electronic, mechanical, photocopying, recording, broadcasting or otherwise now known or herein after developed without the previous express consent by the copyright owner, except for reproduction in daily press and regular printed publications on sale to the public within 60 days of the event related to those data/results and always provided that copyright symbol appears together as follows below.
© DORNA WSBK ORGANIZATION Srl 2019

PIRELLI
Official Tyre Supplier
TISSOT
SWISS WATCHES SINCE 1853
Official Timekeeper

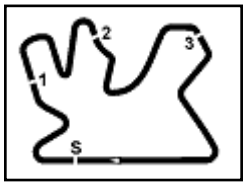

Motul Qatar Round, 24-26 October 2019
Chronological Analysis Free Practice 2nd Session

Losail International Circuit 5.380 m

5	26.353	**31.277**	29.685	33.298	2'00.613	305,9	20:08'50.758
6	26.337	32.642	31.605	7'53.587	9'24.171P	305,1	20:18'14.929
7	36.552	32.349	30.323	33.702	2'12.926P		20:20'27.855
8	26.322	31.436	29.721	33.333	2'00.812	305,1	20:22'28.667
9	26.227	31.287	29.912	33.234	2'00.660	304,2	20:24'29.327
10	26.225	31.343	29.757	33.410	2'00.735		20:26'30.062
11	27.831	32.433	30.651	6'59.743	8'30.658P	304,2	20:35'00.720
12	35.487	32.398	30.479	33.872	2'12.236P	119,5	20:37'12.956
13	26.476	31.509	29.733	33.397	2'01.115	302,5	20:39'14.071
14	**26.150**	31.309	29.821	33.343	2'00.623	305,1	20:41'14.694
15	26.293	31.448	29.720	33.461	2'00.922	305,9	20:43'15.616
16	31.575	39.409	39.460	34.219	2'24.663	303,4	20:45'40.279
17	26.731	32.000	30.220	33.479	2'02.430	303,4	20:47'42.709
18	26.388	31.478	29.897	33.529	2'01.292	305,9	20:49'44.001
19	26.480	31.597	29.804	33.543	2'01.424	306,8	20:51'45.425

20° — **9 D. SCHMITTER (2'02.075)**

Lap	Seg.1	Seg.2	Seg.3	Seg.4	Lap Time	km/h	Local Time
1							20:00'14.374
2	35.280	34.639	32.075	6'55.433	8'37.427P	150,2	20:08'51.801
3	33.919	32.481	30.606	34.178	2'11.184P	164,9	20:11'02.985
4	27.032	32.055	30.378	34.139	2'03.604	**300,8**	20:13'06.589
5	27.077	32.215	30.579	34.054	2'03.925	294,3	20:15'10.514
6	27.166	31.871	30.534	34.084	2'03.655	294,3	20:17'14.169
7	26.945	31.973	30.216	33.871	2'03.005	294,3	20:19'17.174
8	26.933	31.822	30.419	33.922	2'03.096	295,9	20:21'20.270
9	26.832	31.817	30.360	33.720	2'02.729	296,7	20:23'22.999
10	28.704	34.840	31.070	14'31.160	16'05.774P	295,9	20:39'28.773
11	41.757	36.336	30.816	33.940	2'22.849P	77,7	20:41'51.622
12	26.825	31.654	30.213	33.763	2'02.455	299,2	20:43'54.077
13	**26.716**	31.785	30.252	33.731	2'02.484	297,5	20:45'56.561
14	30.202	35.685	30.182	34.055	2'10.124	296,7	20:48'06.685
15	26.748	**31.600**	**30.077**	**33.650**	**2'02.075**	297,5	20:50'08.760

 P = Pits In/Out - C = Lap Time Cancelled

These data/results cannot be reproduced, stored and/or transmitted in whole or in part by any manner of electronic, mechanical, photocopying, recording, broadcasting or otherwise now known or herein after developed without the previous express consent by the copyright owner, except for reproduction in daily press and regular printed publications on sale to the public within 60 days of the event related to those data/results and always provided that copyright symbol appears together as follows below.
© DORNA WSBK ORGANIZATION Srl 2019

PIRELLI
Official Tyre Supplier
TISSOT
SWISS WATCHES SINCE 1853
Official Timekeeper