

Motul Qatar Round, 24-26 October 2019

Results Tissot Superpole

Losail International Circuit 5.380 m

1 / 2

No.	Rider	Nat	Team	Bike	Class	Time	Gap	Rel.	Laps	Speed	
										Avg	Max
1	1 J. REA	GBR	Kawasaki Racing Team WorldSBK	Kawasaki ZX-10RR		1'56.246			9	166,612	311,2
2	22 A. LOWES	GBR	Pata Yamaha WorldSBK Team	Yamaha YZF R1		1'56.431	0.185	0.185	7	166,347	314,0
3	11 S. CORTESE	GER	GRT Yamaha WorldSBK	Yamaha YZF R1	IND	1'56.529	0.283	0.098	8	166,208	312,1
4	66 T. SYKES	GBR	BMW Motorrad WorldSBK Team	BMW S1000 RR		1'56.714	0.468	0.185	7	165,944	312,1
5	76 L. BAZ	FRA	Ten Kate Racing - Yamaha	Yamaha YZF R1	IND	1'57.008	0.762	0.294	8	165,527	305,9
6	91 L. HASLAM	GBR	Kawasaki Racing Team WorldSBK	Kawasaki ZX-10RR		1'57.096	0.850	0.088	9	165,403	313,0
7	19 A. BAUTISTA	ESP	ARUBA.IT Racing - Ducati	Ducati Panigale V4 R		1'57.250	1.004	0.154	10	165,186	323,4
8	60 M. VAN DER MARK	NED	Pata Yamaha WorldSBK Team	Yamaha YZF R1		1'57.354	1.108	0.104	8	165,039	319,5
9	28 M. REITERBERGER	GER	BMW Motorrad WorldSBK Team	BMW S1000 RR		1'57.469	1.223	0.115	10	164,878	311,2
10	54 T. RAZGATLIOGLU	TUR	Turkish Puccetti Racing	Kawasaki ZX-10RR	IND	1'57.577	1.331	0.108	8	164,726	309,5
11	36 L. MERCADO	ARG	Orelac Racing VerdNatura	Kawasaki ZX-10RR	IND	1'57.597	1.351	0.020	10	164,698	312,1
12	7 C. DAVIES	GBR	ARUBA.IT Racing - Ducati	Ducati Panigale V4 R		1'57.710	1.464	0.113	9	164,540	320,5
13	2 L. CAMIER	GBR	Moriwaki Althea Honda Team	Honda CBR1000RR		1'57.752	1.506	0.042	9	164,481	315,8
14	81 J. TORRES	ESP	Team Pedercini Racing	Kawasaki ZX-10RR	IND	1'57.802	1.556	0.050	10	164,411	309,5
15	21 M. RINALDI	ITA	BARNI Racing Team	Ducati Panigale V4 R	IND	1'57.827	1.581	0.025	8	164,377	317,6
16	50 E. LAVERTY	IRL	Team GoEleven	Ducati Panigale V4 R	IND	1'58.504	2.258	0.677	9	163,438	315,8
17	33 M. MELANDRI	ITA	GRT Yamaha WorldSBK	Yamaha YZF R1	IND	1'58.565	2.319	0.061	10	163,353	314,9
18	23 R. KIYONARI	JPN	Moriwaki Althea Honda Team	Honda CBR1000RR		1'59.485	3.239	0.920	9	162,096	311,2
19	52 A. DELBIANCO	ITA	Althea Mie Racing Team	Honda CBR1000RR	IND	2'00.210	3.964	0.725	8	161,118	306,8
20	9 D. SCHMITTER	SUI	iXS Racing powered by YART	Yamaha YZF R1	IND	2'00.246	4.000	0.036	7	161,070	300,8

Qualifying Lap Time (107% of 1'56.246): 2'04.384

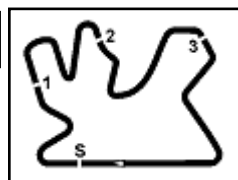
AIR	Humidity:	66%	Temp:	32°C
TRACK	Condition:	Dry	Temp:	36°C

Records	Pole	(SP2)	2018 T.Sykes	1'56.124	166,790	Km/h
	Race	(RC2)	2016 J.Rea	1'56.974	165,580	Km/h
	All Times	(SP2)	2018 T.Sykes	1'56.124	166,790	Km/h

Start 25/10/2019 17:30 End 17:57 The results are provisional until the end of the time limit for protests and appeals and the completion of the technical checks.

These data/results cannot be reproduced, stored and/or transmitted in whole or in part by any manner of electronic, mechanical, photocopying, recording, broadcasting or otherwise now known or herein after developed without the previous express consent by the copyright owner, except for reproduction in daily press and regular printed publications on sale to the public within 60 days of the event related to those data/results and always provided that copyright symbol appears together as follows below.

© DORNA WSBK ORGANIZATION Srl 2019

**Motul Qatar Round, 24-26 October 2019****Results Tissot Superpole**

Losail International Circuit 5.380 m

2 / 2

Session Highlights

Local Time	No. Rider	Description
17.30.00		Start
17.38.41	52 A. DELBIANCO	Lap Cancelled (2'01.109) - Exceeded Track Limits - Turn 15
17.50.25	22 A. LOWES	On Asphalt - Re-Joined - Turn 6
17.53.36	21 M. RINALDI	On Asphalt - Re-Joined - Turn 10
17.57.11		End Of Session

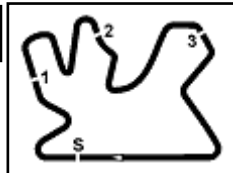
Fastest Laps Sequence

No.	Rider	Nat	Team	Bike	Local Time	Time	Gap	Avg
1	J. REA	GBR	Kawasaki Racing Team WorldSBK	Kawasaki ZX-10RR	17:34'02.241	1'57.586		164,713
11	S. CORTESE	GER	GRT Yamaha WorldSBK	Yamaha YZF R1	17:34'22.015	1'57.493	-0.093	164,844
22	A. LOWES	GBR	Pata Yamaha WorldSBK Team	Yamaha YZF R1	17:34'32.642	1'57.285	-0.208	165,136
22	A. LOWES	GBR	Pata Yamaha WorldSBK Team	Yamaha YZF R1	17:36'29.859	1'57.217	-0.068	165,232
1	J. REA	GBR	Kawasaki Racing Team WorldSBK	Kawasaki ZX-10RR	17:49'29.881	1'56.246	-0.971	166,612

Start End The results are provisional until the end of the time limit for protests and appeals
25/10/2019 17:30 17:57 and the completion of the technical checks.

These data/results cannot be reproduced, stored and/or transmitted in whole or in part by any manner of electronic, mechanical, photocopying, recording, broadcasting or otherwise now known or herein after developed without the previous express consent by the copyright owner, except for reproduction in daily press and regular printed publications on sale to the public within 60 days of the event related to those data/results and always provided that copyright symbol appears together as follows below.

© DORNA WSBK ORGANIZATION Srl 2019



Motul Qatar Round, 24-26 October 2019 Best Sectors & Speed Tissot Superpole

Losail International Circuit 5.380 m

BEST LAP		
1	1 J. REA	Kawasaki ZX-10RR 1'56.246
2	22 A. LOWES	Yamaha YZF R1 1'56.431
3	11 S. CORTESE	Yamaha YZF R1 1'56.529
4	66 T. SYKES	BMW S1000 RR 1'56.714
5	76 L. BAZ	Yamaha YZF R1 1'57.008
6	91 L. HASLAM	Kawasaki ZX-10RR 1'57.096
7	19 A. BAUTISTA	Ducati Panigale V4 R 1'57.250
8	60 M. VAN DER MARK	Yamaha YZF R1 1'57.354
9	28 M. REITERBERGER	BMW S1000 RR 1'57.469
10	54 T. RAZGATLIOGLU	Kawasaki ZX-10RR 1'57.577
11	36 L. MERCADO	Kawasaki ZX-10RR 1'57.597
12	7 C. DAVIES	Ducati Panigale V4 R 1'57.710
13	2 L. CAMIER	Honda CBR1000RR 1'57.752
14	81 J. TORRES	Kawasaki ZX-10RR 1'57.802
15	21 M. RINALDI	Ducati Panigale V4 R 1'57.827
16	50 E. LAVERTY	Ducati Panigale V4 R 1'58.504
17	33 M. MELANDRI	Yamaha YZF R1 1'58.565
18	23 R. KIYONARI	Honda CBR1000RR 1'59.485
19	52 A. DELBIANCO	Honda CBR1000RR 2'00.210
20	9 D. SCHMITTER	Yamaha YZF R1 2'00.246

SPEED		
1	19 A. BAUTISTA	Ducati Panigale V4 R 323,4
2	7 C. DAVIES	Ducati Panigale V4 R 320,5
3	60 M. VAN DER MARK	Yamaha YZF R1 319,5
4	21 M. RINALDI	Ducati Panigale V4 R 317,6
5	2 L. CAMIER	Honda CBR1000RR 315,8
6	50 E. LAVERTY	Ducati Panigale V4 R 315,8
7	33 M. MELANDRI	Yamaha YZF R1 314,9
8	22 A. LOWES	Yamaha YZF R1 314,0
9	91 L. HASLAM	Kawasaki ZX-10RR 313,0
10	11 S. CORTESE	Yamaha YZF R1 312,1
11	66 T. SYKES	BMW S1000 RR 312,1
12	36 L. MERCADO	Kawasaki ZX-10RR 312,1
13	1 J. REA	Kawasaki ZX-10RR 311,2
14	28 M. REITERBERGER	BMW S1000 RR 311,2
15	23 R. KIYONARI	Honda CBR1000RR 311,2
16	81 J. TORRES	Kawasaki ZX-10RR 309,5
17	54 T. RAZGATLIOGLU	Kawasaki ZX-10RR 309,5
18	52 A. DELBIANCO	Honda CBR1000RR 306,8
19	76 L. BAZ	Yamaha YZF R1 305,9
20	9 D. SCHMITTER	Yamaha YZF R1 300,8

SEG. 1		
1	22 A. LOWES	25.283
2	1 J. REA	25.294
3	66 T. SYKES	25.355
4	91 L. HASLAM	25.439
5	19 A. BAUTISTA	25.440
6	54 T. RAZGATLIOGLU	25.450
7	11 S. CORTESE	25.469
8	76 L. BAZ	25.489
9	81 J. TORRES	25.489
10	28 M. REITERBERGER	25.537
11	60 M. VAN DER MARK	25.549
12	7 C. DAVIES	25.557
13	2 L. CAMIER	25.604
14	36 L. MERCADO	25.616
15	21 M. RINALDI	25.677
16	50 E. LAVERTY	25.766
17	33 M. MELANDRI	25.902
18	23 R. KIYONARI	25.974
19	52 A. DELBIANCO	26.147
20	9 D. SCHMITTER	26.340

SEG. 2		
1	1 J. REA	30.016
2	11 S. CORTESE	30.034
3	22 A. LOWES	30.205
4	76 L. BAZ	30.219
5	91 L. HASLAM	30.225
6	66 T. SYKES	30.360
7	7 C. DAVIES	30.373
8	60 M. VAN DER MARK	30.380
9	81 J. TORRES	30.380
10	54 T. RAZGATLIOGLU	30.413
11	28 M. REITERBERGER	30.421
12	2 L. CAMIER	30.450
13	36 L. MERCADO	30.468
14	19 A. BAUTISTA	30.521
15	21 M. RINALDI	30.588
16	33 M. MELANDRI	30.641
17	50 E. LAVERTY	30.672
18	52 A. DELBIANCO	30.721
19	23 R. KIYONARI	30.964
20	9 D. SCHMITTER	31.185

SEG. 3		
1	22 A. LOWES	28.497
2	76 L. BAZ	28.552
3	66 T. SYKES	28.605
4	1 J. REA	28.627
5	11 S. CORTESE	28.644
6	28 M. REITERBERGER	28.735
7	91 L. HASLAM	28.759
8	60 M. VAN DER MARK	28.774
9	19 A. BAUTISTA	28.842
10	54 T. RAZGATLIOGLU	28.852
11	36 L. MERCADO	28.936
12	7 C. DAVIES	28.941
13	21 M. RINALDI	28.987
14	2 L. CAMIER	29.003
15	81 J. TORRES	29.032
16	33 M. MELANDRI	29.111
17	50 E. LAVERTY	29.171
18	9 D. SCHMITTER	29.496
19	23 R. KIYONARI	29.521
20	52 A. DELBIANCO	29.603

SEG. 4		
1	1 J. REA	32.309
2	11 S. CORTESE	32.382
3	66 T. SYKES	32.394
4	22 A. LOWES	32.446
5	19 A. BAUTISTA	32.447
6	21 M. RINALDI	32.562
7	7 C. DAVIES	32.572
8	36 L. MERCADO	32.577
9	60 M. VAN DER MARK	32.604
10	28 M. REITERBERGER	32.643
11	91 L. HASLAM	32.673
12	50 E. LAVERTY	32.675
13	2 L. CAMIER	32.695
14	76 L. BAZ	32.748
15	33 M. MELANDRI	32.797
16	54 T. RAZGATLIOGLU	32.801
17	81 J. TORRES	32.901
18	23 R. KIYONARI	32.984
19	9 D. SCHMITTER	33.225
20	52 A. DELBIANCO	33.283

25/10/2019

These data/results cannot be reproduced, stored and/or transmitted in whole or in part by any manner of electronic, mechanical, photocopying, recording, broadcasting or otherwise now known or herein after developed without the previous express consent by the copyright owner, except for reproduction in daily press and regular printed publications on sale to the public within 60 days of the event related to those data/results and always provided that copyright symbol appears together as follows below.

© DORNA WSBK ORGANIZATION Srl 2019

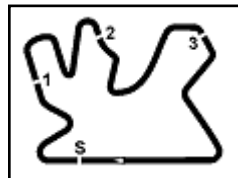
FICR PERUGIA TIMING



Official Tyre Supplier



Official Timekeeper



Motul Qatar Round, 24-26 October 2019

Ideal Times Tissot Superspole

Losail International Circuit 5.380 m

No.	Rider	Nat	Bike	Seg. 1	Seg. 2	Seg. 3	Seg. 4	Ideal Time		
				Diff. 1	Diff. 2	Diff. 3	Diff. 4	Best Lap	Pos.	Diff.
1	1 J. REA	GBR	Kawasaki ZX-10RR	25.294	30.016	28.627	32.309	1'56.246		1
2	22 A. LOWES	GBR	Yamaha YZF R1	25.283	30.205	28.497	32.446	1'56.431		2
3	11 S. CORTESE	GER	Yamaha YZF R1	25.469	30.034	28.644	32.382	1'56.529		3
4	66 T. SYKES	GBR	BMW S1000 RR	25.355	30.360	28.605	32.394	1'56.714		4
5	76 L. BAZ	FRA	Yamaha YZF R1	25.489	30.219	28.552	32.748	1'57.008		5
6	91 L. HASLAM	GBR	Kawasaki ZX-10RR	25.439	30.225	28.759	32.673	1'57.096		6
7	19 A. BAUTISTA	ESP	Ducati Panigale V4 R	25.440	30.521	28.842	32.447	1'57.250		7
8	60 M. VAN DER MARK	NED	Yamaha YZF R1	25.549	30.380	28.774	32.604 +0.047	1'57.307		8
9	28 M. REITERBERGER	GER	BMW S1000 RR	25.537 +0.133	30.421	28.735	32.643	1'57.336		9
10	7 C. DAVIES	GBR	Ducati Panigale V4 R	25.557 +0.267	30.373	28.941	32.572	1'57.443		12
11	54 T. RAZGATLIOGLU	TUR	Kawasaki ZX-10RR	25.450	30.413	28.852 +0.061	32.801	1'57.516		10
12	36 L. MERCADO	ARG	Kawasaki ZX-10RR	25.616	30.468	28.936	32.577	1'57.597		11
13	2 L. CAMIER	GBR	Honda CBR1000RR	25.604	30.450	29.003	32.695	1'57.752		13
14	81 J. TORRES	ESP	Kawasaki ZX-10RR	25.489	30.380	29.032	32.901	1'57.802		14
15	21 M. RINALDI	ITA	Ducati Panigale V4 R	25.677	30.588	28.987	32.562 +0.013	1'57.814		15
16	50 E. LAVERTY	IRL	Ducati Panigale V4 R	25.766 +0.078	30.672 +0.073	29.171 +0.069	32.675	1'58.284		16
17	33 M. MELANDRI	ITA	Yamaha YZF R1	25.902 +0.045	30.641 +0.069	29.111	32.797	1'58.451		17
18	23 R. KIYONARI	JPN	Honda CBR1000RR	25.974 +0.042	30.964	29.521	32.984	1'59.443		18
19	52 A. DELBIANCO	ITA	Honda CBR1000RR	26.147 +0.456	30.721	29.603	33.283	1'59.754		19
20	9 D. SCHMITTER	SUI	Yamaha YZF R1	26.340	31.185	29.496	33.225	2'00.246		20
Overall Ideal Time				25.283	30.016	28.497	32.309	1'56.105		

25/10/2019

These data/results cannot be reproduced, stored and/or transmitted in whole or in part by any manner of electronic, mechanical, photocopying, recording, broadcasting or otherwise now known or herein after developed without the previous express consent by the copyright owner, except for reproduction in daily press and regular printed publications on sale to the public within 60 days of the event related to those data/results and always provided that copyright symbol appears together as follows below.

© DORNA WSBK ORGANIZATION Srl 2019

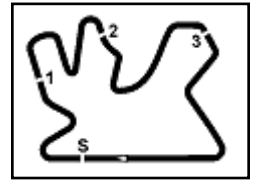
PIRELLI PERUGIA TIMING



Official Tyre Supplier



Official Timekeeper



Motul Qatar Round, 24-26 October 2019 Chronological Analysis Tissot Superpole

Losail International Circuit 5.380 m

1 / 3

1° 1 J. REA (1'56.246)							
Lap	Seg.1	Seg.2	Seg.3	Seg.4	Lap Time	km/h	Local Time
1							17:29'57.348
2	33.901	31.206	29.252	32.948	2'07.307P	167,2	17:32'04.655
3	25.631	30.349	28.846	32.760	1'57.586	310,3	17:34'02.241
4	25.585	30.455	28.843	32.602	1'57.485	310,3	17:35'59.726
5	25.564	30.380	28.941	32.648	1'57.533	311,2	17:37'57.259
6	27.784	32.006	30.548	5'58.694	7'29.032P	310,3	17:45'26.291
7	32.326	31.606	30.431	32.981	2'07.344P	170,9	17:47'33.635
8	25.294	30.016	28.627	32.309	1'56.246	311,2	17:49'29.881
9	27.137	31.647	29.553	2'49.359	4'17.696P	311,2	17:53'47.577
10	33.882	32.679	30.924	35.018	2'12.503P	149,8	17:56'00.080

2	36.434	31.427	29.432	32.967	2'10.260P	158,8	17:32'06.331
3	25.913	30.670	29.083	32.742	1'58.408	309,5	17:34'04.739
4	26.675	33.499	30.201	4'48.192	6'18.567P	307,7	17:40'23.306
5	33.534	31.254	30.632	35.945	2'11.365P	159,8	17:42'34.671
6	28.047	32.386	29.405	32.860	2'02.698	307,7	17:44'37.369
7	25.576	30.612	29.078	32.724	1'57.990	309,5	17:46'35.359
8	26.618	31.969	30.421	2'36.547	4'05.555P	307,7	17:50'40.914
9	31.801	31.260	30.774	35.981	2'09.816P	166,4	17:52'50.730
10	25.439	30.225	28.759	32.673	1'57.096	310,3	17:54'47.826

2° 22 A. LOWES (1'56.431)							
Lap	Seg.1	Seg.2	Seg.3	Seg.4	Lap Time	km/h	Local Time
1							17:30'30.934
2	31.282	31.520	29.036	32.585	2'04.423P	170,3	17:32'35.357
3	25.413	30.571	28.686	32.615	1'57.285	311,2	17:34'32.642
4	25.494	30.404	28.789	32.530	1'57.217	312,1	17:36'29.859
5	29.911	32.395	30.537	11'19.780	12'52.623P	314,0	17:49'22.482
6	34.985	34.911	30.229	33.037	2'13.162P	120,5	17:51'35.644
7	25.283	30.205	28.497	32.446	1'56.431	311,2	17:53'32.075
8	28.176	30.924	29.312	33.386	2'01.798	313,0	17:55'33.873

7° 19 A. BAUTISTA (1'57.250)							
Lap	Seg.1	Seg.2	Seg.3	Seg.4	Lap Time	km/h	Local Time
1							17:30'06.192
2	33.930	33.001	30.693	32.917	2'10.541P		17:32'16.733
3	29.799	31.472	29.897	32.559	2'03.727	322,4	17:34'20.460
4	25.619	30.675	28.970	32.633	1'57.897	323,4	17:36'18.357
5	29.645	31.547	29.710	1'33.486	3'04.388P	322,4	17:39'22.745
6	32.285	31.183	29.951	32.868	2'06.287P	145,6	17:41'29.032
7	25.742	30.985	29.235	32.563	1'58.525	322,4	17:43'27.557
8	27.325	31.730	29.992	4'58.732	6'27.779P	321,4	17:49'55.336
9	32.715	31.948	30.131	32.917	2'07.711P	149,2	17:52'03.047
10	25.440	30.521	28.842	32.447	1'57.250	319,5	17:54'00.297
11	25.609	32.520	31.446	37.146	2'06.721	322,4	17:56'07.018

3° 11 S. CORTESE (1'56.529)							
Lap	Seg.1	Seg.2	Seg.3	Seg.4	Lap Time	km/h	Local Time
1							17:30'14.811
2	31.431	31.235	29.797	37.248	2'09.711P	178,8	17:32'24.522
3	25.724	30.443	28.832	32.494	1'57.493	309,5	17:34'22.015
4	28.307	35.297	32.400	33.109	2'09.113	309,5	17:36'31.128
5	25.880	30.341	28.810	32.397	1'57.428	312,1	17:38'28.556
6	30.476	32.146	30.136	8'43.742	10'16.500P	311,2	17:48'45.056
7	38.095	34.046	31.519	33.193	2'16.853P		17:51'01.909
8	25.469	30.034	28.644	32.382	1'56.529	305,9	17:52'58.438
9	33.991	35.065	31.391	40.000	2'20.447	306,8	17:55'18.885

8° 60 M. VAN DER MARK (1'57.354)							
Lap	Seg.1	Seg.2	Seg.3	Seg.4	Lap Time	km/h	Local Time
1							17:30'13.410
2	31.477	31.102	29.422	33.049	2'05.050P	170,9	17:32'18.460
3	25.800	30.396	28.806	32.604	1'57.606	319,5	17:34'16.066
4	25.696	35.203	28.999	32.672	2'02.570	316,7	17:36'18.636
5	25.693	30.569	28.931	32.697	1'57.890	315,8	17:38'16.526
6	25.622	30.603	29.038	32.714	1'57.977	311,2	17:40'14.503
7	28.241	32.774	29.727	7'34.672	9'05.414P	308,6	17:49'19.917
8	33.709	35.353	29.594	33.478	2'12.134P	144,6	17:51'32.051
9	25.549	30.380	28.774	32.651	1'57.354	313,0	17:53'29.405

4° 66 T. SYKES (1'56.714)							
Lap	Seg.1	Seg.2	Seg.3	Seg.4	Lap Time	km/h	Local Time
1							17:31'19.134
2	33.331	31.901	30.074	35.557	2'10.863P	163,9	17:33'29.997
3	25.633	30.756	28.984	32.952	1'58.325	309,5	17:35'28.322
4	29.298	31.391	29.749	33.288	2'03.726	308,6	17:37'32.048
5	25.729	31.420	30.128	10'13.951	11'41.228P	309,5	17:49'13.276
6	34.083	31.982	30.043	39.906	2'16.014P	162,2	17:51'29.290
7	25.355	30.360	28.605	32.394	1'56.714	312,1	17:53'26.004
8	25.688	35.216	30.283	33.569	2'04.756	310,3	17:55'30.760

9° 28 M. REITERBERGER (1'57.469)							
Lap	Seg.1	Seg.2	Seg.3	Seg.4	Lap Time	km/h	Local Time
1							17:30'07.995
2	32.506	32.875	30.854	33.456	2'09.691P		17:32'17.686
3	25.854	30.470	28.963	32.874	1'58.161	310,3	17:34'15.847
4	25.727	35.928	29.149	32.779	2'03.583	309,5	17:36'19.430
5	34.665	39.174	30.401	34.009	2'18.249	311,2	17:38'37.679
6	32.994	31.208	30.490	33.517	2'08.209	307,7	17:40'45.888
7	25.647	30.510	28.883	32.714	1'57.754	309,5	17:42'43.642
8	27.436	32.338	30.339	5'44.661	7'14.774P	306,8	17:49'58.416
9	32.089	32.176	30.705	33.867	2'08.837P	168,5	17:52'07.253
10	25.670	30.421	28.735	32.643	1'57.469	309,5	17:54'04.722
11	25.537	30.816	29.573	33.452	1'59.378	308,6	17:56'04.100

5° 76 L. BAZ (1'57.008)							
Lap	Seg.1	Seg.2	Seg.3	Seg.4	Lap Time	km/h	Local Time
1							17:29'59.274
2	35.398	35.329	29.978	33.178	2'13.883P	130,0	17:32'13.157
3	25.764	30.732	28.905	33.044	1'58.445	304,2	17:34'11.602
4	25.563	30.570	29.163	32.946	1'58.242	305,1	17:36'09.844
5	25.584	30.556	28.823	32.821	1'57.784	305,9	17:38'07.628
6	29.659	32.265	29.832	9'00.198	10'31.954P	303,4	17:48'39.582
7	44.277	36.315	29.586	32.787	2'22.965P		17:51'02.547
8	25.489	30.219	28.552	32.748	1'57.008	305,1	17:52'59.555
9	25.550	41.592	30.400	39.234	2'16.776	305,1	17:55'16.331

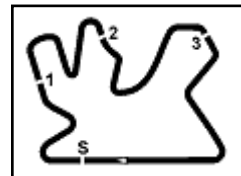
10° 54 T. RAZGATLIOGLU (1'57.577)							
Lap	Seg.1	Seg.2	Seg.3	Seg.4	Lap Time	km/h	Local Time
1							17:30'27.571
2	31.532	31.326	29.311	33.131	2'05.300P	169,5	17:32'32.871
3	25.450	30.413	28.913	32.801	1'57.577	306,8	17:34'30.448
4	25.575	30.681	29.030	32.899	1'58.185	307,7	17:36'28.633
5	25.471	30.647	28.852	32.883	1'57.853	307,7	17:38'26.486
6	29.809	31.856	29.905	9'00.590	10'32.160P	309,5	17:48'58.646
7	31.857	34.850	30.536	41.244	2'18.487P	149,0	17:51'17.133
8	26.073	34.480	29.519	32.887	2'02.959	307,7	17:53'20.092
9	25.459	30.450	28.873	32.962	1'57.744	308,6	17:55'17.836

6° 91 L. HASLAM (1'57.096)							
Lap	Seg.1	Seg.2	Seg.3	Seg.4	Lap Time	km/h	Local Time
1							17:29'56.071

25/10/2019 P = Pits In/Out - C = Lap Time Cancelled

These data/results cannot be reproduced, stored and/or transmitted in whole or in part by any manner of electronic, mechanical, photocopying, recording, broadcasting or otherwise now known or herein after developed without the previous express consent by the copyright owner, except for reproduction in daily press and regular printed publications on sale to the public within 60 days of the event related to those data/results and always provided that copyright symbol appears together as follows below.

© DORNA WSBK ORGANIZATION Srl 2019



Motul Qatar Round, 24-26 October 2019

Chronological Analysis Tissot Superpole

Losail International Circuit 5.380 m

2 / 3

11° 36 L. MERCADO (1'57.597)							
Lap	Seg.1	Seg.2	Seg.3	Seg.4	Lap Time	km/h	Local Time
1							17:29'55.977
2	36.831	31.446	29.555	32.889	2'10.721P		17:32'06.698
3	26.354	30.763	29.084	32.827	1'59.028	308,6	17:34'05.726
4	25.771	30.624	29.134	32.705	1'58.234	312,1	17:36'03.960
5	25.877	30.684	29.281	32.787	1'58.629	305,9	17:38'02.589
6	25.904	30.837	29.228	32.881	1'58.850	306,8	17:40'01.439
7	25.900	30.759	29.336	32.957	1'58.952	305,1	17:42'00.391
8	26.160	31.050	29.948	5'32.076	6'59.234P	305,1	17:48'59.625
9	31.327	34.892	30.357	51.408	2'27.984P	165,1	17:51'27.609
10	25.616	30.468	28.936	32.577	1'57.597	308,6	17:53'25.206
11	25.848	30.687	29.487	36.948	2'02.970	305,9	17:55'28.176

7	27.889	32.055	30.141	5'39.438	7'09.523P	314,9	17:49'51.131
8	33.908	32.382	30.033	37.703	2'14.026P	147,5	17:52'05.157
9	25.832	30.738	38.994	35.115	2'10.679	317,6	17:54'15.836

12° 7 C. DAVIES (1'57.710)							
Lap	Seg.1	Seg.2	Seg.3	Seg.4	Lap Time	km/h	Local Time
1							17:31'19.394
2	33.870	32.293	30.554	35.903	2'12.620P	153,8	17:33'32.014
3	26.319	30.451	29.045	32.731	1'58.546	317,6	17:35'30.560
4	25.966	30.503	29.269	32.583	1'58.321	318,6	17:37'28.881
5	25.557	30.823	29.113	32.584	1'58.077	316,7	17:39'26.958
6	25.614	30.558	29.175	32.579	1'57.926	317,6	17:41'24.884
7	27.317	32.234	31.784	5'53.207	7'24.542P	317,6	17:48'49.426
8	38.176	39.765	31.903	47.357	2'37.201P		17:51'26.627
9	25.608	34.354	33.690	33.438	2'07.090	316,7	17:53'33.717
10	25.824	30.373	28.941	32.572	1'57.710	320,5	17:55'31.427

16° 50 E. LAVERTY (1'58.504)							
Lap	Seg.1	Seg.2	Seg.3	Seg.4	Lap Time	km/h	Local Time
1							17:31'04.162
2	38.222	33.672	31.282	33.693	2'16.869P	110,5	17:33'21.031
3	25.844	30.745	29.240	32.675	1'58.504	314,0	17:35'19.535
4	25.772	30.711	29.275	32.776	1'58.534	314,9	17:37'18.069
5	25.828	30.672	29.301	32.866	1'58.667	315,8	17:39'16.736
6	25.766	30.781	29.171	32.820	1'58.538	314,9	17:41'15.274
7	28.570	32.877	30.895	7'44.062	9'16.404P	314,9	17:50'31.678
8	36.658	32.849	32.546	35.283	2'17.336P	128,4	17:52'49.014
9	25.766	30.818	29.351	32.722	1'58.657	314,0	17:54'47.671
10	34.283	34.519	33.195	35.240	2'17.237	314,9	17:57'04.908

13° 2 L. CAMIER (1'57.752)							
Lap	Seg.1	Seg.2	Seg.3	Seg.4	Lap Time	km/h	Local Time
1							17:30'03.821
2	32.871	31.679	37.806	33.043	2'15.399P	165,9	17:32'19.220
3	28.381	31.406	29.619	36.621	2'06.027	314,9	17:34'25.247
4	26.024	30.792	29.007	32.921	1'58.744	315,8	17:36'23.991
5	27.134	31.918	31.919	4'07.633	5'38.604P	314,0	17:42'02.595
6	33.410	31.477	29.478	33.272	2'07.637P	144,8	17:44'10.232
7	25.797	30.917	29.146	32.909	1'58.769	308,6	17:46'09.001
8	26.305	31.114	29.890	4'31.743	5'59.052P	308,6	17:52'08.053
9	34.361	32.944	32.051	33.525	2'12.881P	133,5	17:54'20.934
10	25.604	30.450	29.003	32.695	1'57.752	309,5	17:56'18.686

17° 33 M. MELANDRI (1'58.565)							
Lap	Seg.1	Seg.2	Seg.3	Seg.4	Lap Time	km/h	Local Time
1							17:30'08.997
2	32.649	32.067	30.956	33.501	2'09.173P	176,2	17:32'18.170
3	27.429	32.601	30.009	33.223	2'03.262	313,0	17:34'21.432
4	25.947	30.710	29.111	32.797	1'58.565	313,0	17:36'19.997
5	27.682	31.602	29.692	2'24.996	3'53.972P	314,9	17:40'13.969
6	35.055	32.542	30.400	33.677	2'11.674P	140,6	17:42'25.643
7	25.945	30.873	29.426	32.957	1'59.201	308,6	17:44'24.844
8	28.100	33.167	30.294	2'46.381	4'17.942P	308,6	17:48'42.786
9	42.347	37.236	34.879	41.943	2'36.405P		17:51'19.191
10	26.200	31.274	36.456	34.720	2'08.650	309,5	17:53'27.841
11	25.902	30.641	29.315	32.905	1'58.763	310,3	17:55'26.604

14° 81 J. TORRES (1'57.802)							
Lap	Seg.1	Seg.2	Seg.3	Seg.4	Lap Time	km/h	Local Time
1							17:29'52.517
2	39.876	31.361	29.787	33.047	2'14.071P	162,4	17:32'06.588
3	26.183	30.584	29.053	32.999	1'58.819	309,5	17:34'05.407
4	25.704	30.624	29.209	33.049	1'58.586	305,1	17:36'03.993
5	26.097	30.834	29.225	2'57.245	4'23.401P	302,5	17:40'27.394
6	31.519	30.974	29.616	35.663	2'07.772P	163,1	17:42'35.166
7	25.731	30.673	29.319	33.169	1'58.892	306,8	17:44'34.058
8	25.663	31.402	29.770	3'54.033	5'20.868P	301,7	17:49'54.926
9	33.353	31.977	30.048	33.434	2'08.812P	148,1	17:52'03.738
10	25.489	30.380	29.032	32.901	1'57.802	305,1	17:54'01.540
11	27.086	32.814	29.566	33.542	2'03.008	304,2	17:56'04.548

18° 23 R. KIYONARI (1'59.485)							
Lap	Seg.1	Seg.2	Seg.3	Seg.4	Lap Time	km/h	Local Time
1							17:30'28.423
2	33.712	33.299	30.642	33.523	2'11.176P	157,7	17:32'39.599
3	26.189	31.328	29.606	33.374	2'00.497	310,3	17:34'40.096
4	26.013	31.176	29.565	33.131	1'59.885	309,5	17:36'39.981
5	26.143	31.300	29.674	33.470	2'00.587	311,2	17:38'40.568
6	26.186	31.221	29.681	33.175	2'00.263	308,6	17:40'40.831
7	33.563	32.280	30.629	6'48.234	8'24.706P	308,6	17:49'05.537
8	34.240	32.331	30.355	34.054	2'10.980P	131,9	17:51'16.517
9	26.016	30.964	29.521	32.984	1'59.485	309,5	17:53'16.002
10	25.974	31.382	30.043	33.516	2'00.915	309,5	17:55'16.917

15° 21 M. RINALDI (1'57.827)							
Lap	Seg.1	Seg.2	Seg.3	Seg.4	Lap Time	km/h	Local Time
1							17:30'15.915
2	32.179	31.308	29.711	37.013	2'10.211P	169,0	17:32'26.126
3	25.998	30.698	29.142	32.562	1'58.400	315,8	17:34'24.526
4	30.859	34.612	30.356	2'36.455	4'12.282P	317,6	17:38'36.808
5	32.072	31.590	29.582	33.729	2'06.973P	155,0	17:40'43.781
6	25.677	30.588	28.987	32.575	1'57.827	314,9	17:42'41.608

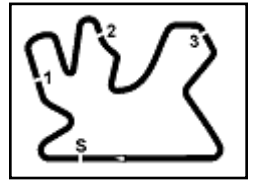
19° 52 A. DELBIANCO (2'00.210)							
Lap	Seg.1	Seg.2	Seg.3	Seg.4	Lap Time	km/h	Local Time
1							17:30'00.235
2	36.561	31.707	34.007	35.771	2'18.046P	118,2	17:32'18.281
3	28.942	31.193	30.034	33.504	2'03.673	306,8	17:34'21.954
4	26.543	31.340	29.773	33.628	2'01.284	303,4	17:36'23.238
5	26.397	31.122	29.685	33.905	2'01.109C	299,2	17:38'24.347
6	31.469	32.819	30.360	8'50.868	10'25.516P	295,9	17:48'49.863
7	35.393	37.253	34.844	42.339	2'29.829P	157,0	17:51'19.692
8	26.603	30.721	29.603	33.283	2'00.210	301,7	17:53'19.902
9	26.147	30.968	29.725	33.485	2'00.325	297,5	17:55'20.227

20° 9 D. SCHMITTER (2'00.246)							
Lap	Seg.1	Seg.2	Seg.3	Seg.4	Lap Time	km/h	Local Time
1							17:30'06.219
2	32.720	32.018	31.748	35.985	2'12.471P	171,2	17:32'18.690
3	27.155	31.995	30.203	33.890	2'03.243		17:34'21.933
4	27.183	31.458	29.745	33.407	2'01.793		17:36'23.726

25/10/2019 P = Pits In/Out - C = Lap Time Cancelled

These data/results cannot be reproduced, stored and/or transmitted in whole or in part by any manner of electronic, mechanical, photocopying, recording, broadcasting or otherwise now known or herein after developed without the previous express consent by the copyright owner, except for reproduction in daily press and regular printed publications on sale to the public within 60 days of the event related to those data/results and always provided that copyright symbol appears together as follows below.

© DORNA WSBK ORGANIZATION Srl 2019



Motul Qatar Round, 24-26 October 2019 Chronological Analysis Tissot Superpole

5	26.554	31.360	30.074	33.682	2'01.670		17:38'25.396
6	27.135	32.363	30.824	8'47.936	10'18.258P	300,8	17:48'43.654
7	39.603	34.247	31.665	33.525	2'19.040P		17:51'02.694
8	26.340	31.185	29.496	33.225	2'00.246		17:53'02.940

25/10/2019 P = Pits In/Out - C = Lap Time Cancelled

These data/results cannot be reproduced, stored and/or transmitted in whole or in part by any manner of electronic, mechanical, photocopying, recording, broadcasting or otherwise now known or herein after developed without the previous express consent by the copyright owner, except for reproduction in daily press and regular printed publications on sale to the public within 60 days of the event related to those data/results and always provided that copyright symbol appears together as follows below.

© DORNA WSBK ORGANIZATION Srl 2019


Motul Qatar Round, 24-26 October 2019

Weather Report Tissot Superpole

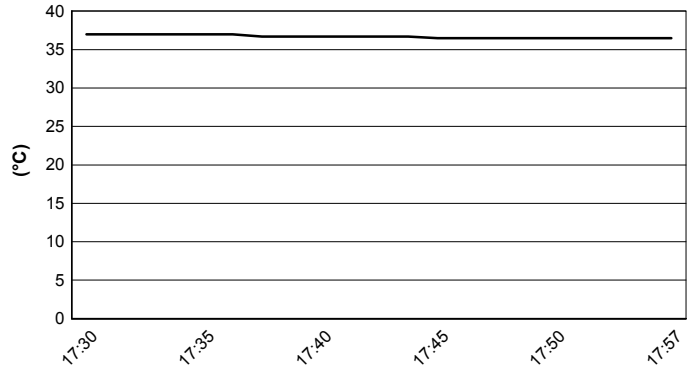
Session started 17:30 - Session ended 17:57

Losail International Circuit 5.380 m

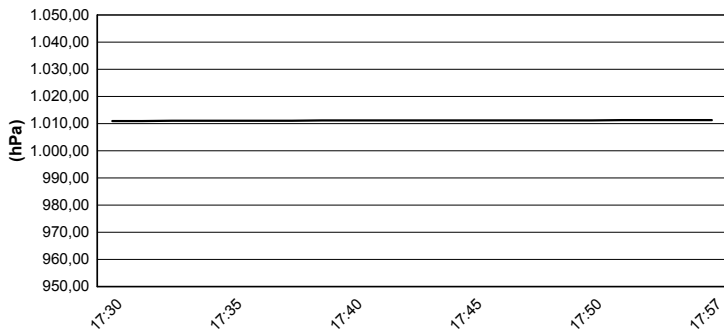
Air Temperature



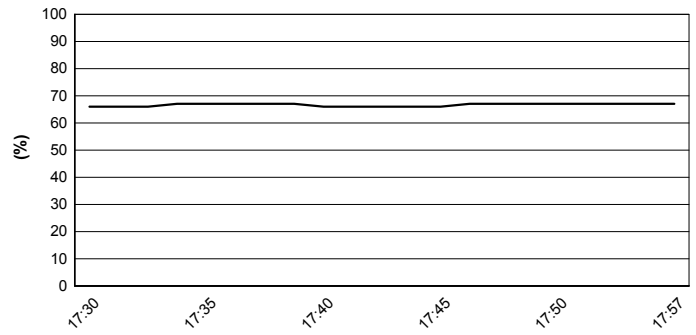
Track Temperature



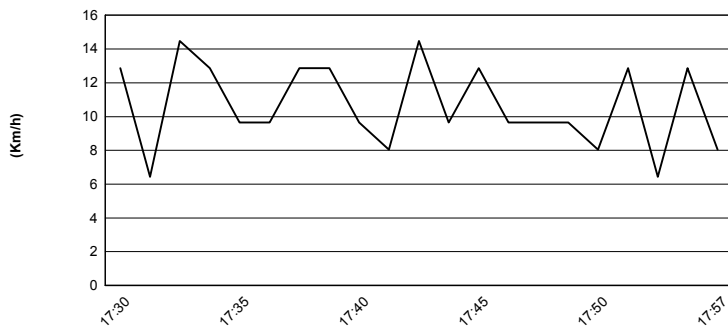
Air Pressure



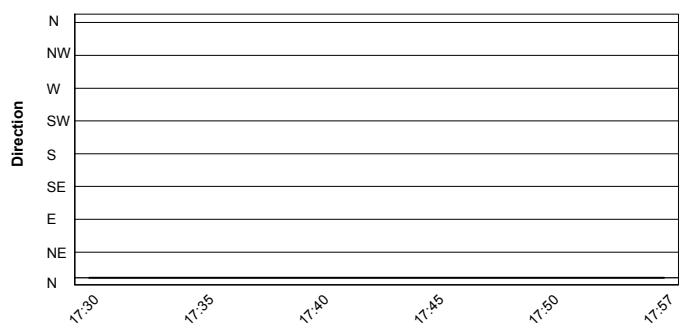
Humidity



Wind Speed



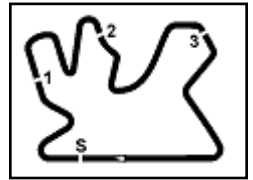
Wind Direction



25/10/2019

These data/results cannot be reproduced, stored and/or transmitted in whole or in part by any manner of electronic, mechanical, photocopying, recording, broadcasting or otherwise now known or herein after developed without the previous express consent by the copyright owner, except for reproduction in daily press and regular printed publications on sale to the public within 60 days of the event related to those data/results and always provided that copyright symbol appears together as follows below.

© DORNA WSBK ORGANIZATION Srl 2019



Losail International Circuit 5.380 m

Motul Qatar Round, 24-26 October 2019

Starting Grid - Race 1

17 Laps x 5,380 km = 91,460 km

1	1 REA J. Kawasaki 1'56.246	2	22 LOWES A. Yamaha 1'56.431	3	11 CORTESE S. Yamaha 1'56.529
2	4 66 SYKES T. BMW 1'56.714	5	76 BAZ L. Yamaha 1'57.008	6	91 HASLAM L. Kawasaki 1'57.096
3	7 19 BAUTISTA A. Ducati 1'57.250	8	60 VAN DER MARK M. Yamaha 1'57.354	9	28 REITERBERGER M. BMW 1'57.469
4	10 54 RAZGATLIOGLU T. Kawasaki 1'57.577	11	36 MERCADO L. Kawasaki 1'57.597	12	7 DAVIES C. Ducati 1'57.710
5	13 2 CAMIER L. Honda 1'57.752	14	81 TORRES J. Kawasaki 1'57.802	15	21 RINALDI M. Ducati 1'57.827
6	16 50 LAVERTY E. Ducati 1'58.504	17	33 MELANDRI M. Yamaha 1'58.565	18	23 KIYONARI R. Honda 1'59.485
7	19 52 DELBIANCO A. Honda 2'00.210	20	9 SCHMITTER D. Yamaha 2'00.246		

25/10/2019 The Race Director

These data/results cannot be reproduced, stored and/or transmitted in whole or in part by any manner of electronic, mechanical, photocopying, recording, broadcasting or otherwise now known or herein after developed without the previous express consent by the copyright owner, except for reproduction in daily press and regular printed publications on sale to the public within 60 days of the event related to those data/results and always provided that copyright symbol appears together as follows below.

© DORNA WSBK ORGANIZATION Srl 2019

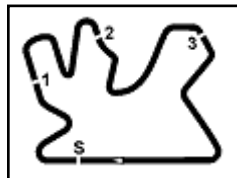
FKR PERUGIA TIMING



Official Tyre Supplier



Official Timekeeper



Motul Qatar Round, 24-26 October 2019

Tissot Superpole Ranking

Losail International Circuit 5.380 m

	2016	2017	2018	2019
01 Phillip Island Grand Prix Circuit	Sykes (Gbr) Kaw 1'30.020 (177,8 Km/h)	Rea (Gbr) Kaw 1'29.573 (178,6 Km/h)	Sykes (Gbr) Kaw 1'30.099 (177,6 Km/h)	Rea (Gbr) Kaw 1'29.413 (179,0 Km/h)
02 Chang International Circuit	van der Mark (Ned) Hon 1'33.452 (175,4 Km/h)	Rea (Gbr) Kaw 1'32.957 (176,4 Km/h)	Rea (Gbr) Kaw 1'32.814 (176,6 Km/h)	Bautista (Esp) Duc 1'31.912 (178,4 Km/h)
03 Motorland Aragon	Sykes (Gbr) Kaw 1'49.374 (167,1 Km/h)	Davies (Gbr) Duc 1'49.319 (167,2 Km/h)	Melandri (Ita) Duc 1'49.543 (166,8 Km/h)	Bautista (Esp) Duc 1'49.049 (167,6 Km/h)
04 TT Circuit Assen	Sykes (Gbr) Kaw 1'35.440 (171,3 Km/h)	Rea (Gbr) Kaw 1'33.505 (174,9 Km/h)	Lowes (Gbr) Yam 1'34.066 (173,8 Km/h)	Bautista (Esp) Duc 1'34.740 (172,6 Km/h)
05 Autodromo Internazionale Enzo e Dino	Davies (Gbr) Duc 1'45.598 (168,2 Km/h)	Davies (Gbr) Duc 1'45.662 (168,1 Km/h)	Rea (Gbr) Kaw 1'45.797 (167,9 Km/h)	Davies (Gbr) Duc 1'45.180 (168,8 Km/h)
06 Circuito de Jerez Ángel Nieto	Sykes (Gbr) Kaw 1'39.190 (160,5 Km/h)	Melandri (Ita) Duc 1'38.960 (160,9 Km/h)		Rea (Gbr) Kaw 1'38.247 (162,1 Km/h)
07 Misano World Circuit "Marco Simoncelli"	Sykes (Gbr) Kaw 1'34.037 (155,4 Km/h)	Sykes (Gbr) Kaw 1'33.662 (156,1 Km/h)	Sykes (Gbr) Kaw 1'33.640 (156,1 Km/h)	Rea (Gbr) Kaw 1'34.596 (154,5 Km/h)
08 Donington Park	Sykes (Gbr) Kaw 1'26.712 (0,0 Km/h)	Sykes (Gbr) Kaw 1'26.641 (0,0 Km/h)	Sykes (Gbr) Kaw 1'26.663 (0,0 Km/h)	Sykes (Gbr) Bmw 1'27.619 (0,0 Km/h)
09 WeatherTech Raceway Laguna Seca	Sykes (Gbr) Kaw 1'22.155 (158,2 Km/h)	Sykes (Gbr) Kaw 1'22.476 (157,6 Km/h)	Davies (Gbr) Duc 1'22.282 (157,9 Km/h)	Rea (Gbr) Kaw 1'21.876 (158,7 Km/h)
10 Autódromo Internacional do Algarve		Rea (Gbr) Kaw 1'41.430 (163,0 Km/h)	Lavery (Irl) Apr 1'40.705 (164,2 Km/h)	Rea (Gbr) Kaw 1'40.372 (164,7 Km/h)
11 Circuit de Nevers Magny-Cours	Rea (Gbr) Kaw 1'52.881 (134,7 Km/h)	Rea (Gbr) Kaw 1'56.555 (130,5 Km/h)	Sykes (Gbr) Kaw 1'35.696 (158,9 Km/h)	Rea (Gbr) Kaw 1'53.955 (133,5 Km/h)
12 Circuit San Juan Villicum			Melandri (Ita) Duc 1'39.012 (155,5 Km/h)	Bautista (Esp) Duc 1'40.771 (152,8 Km/h)
13 Losail International Circuit	Rea (Gbr) Kaw 1'56.356 (166,5 Km/h)	Rea (Gbr) Kaw 1'56.228 (166,6 Km/h)	Sykes (Gbr) Kaw 1'56.124 (166,8 Km/h)	Rea (Gbr) Kaw 1'56.246 (166,6 Km/h)

2019

- 7 J. Rea
- 4 A. Bautista
- 1 C. Davies
- 1 T. Sykes

ALL TIMES

- | | | | |
|---------------|----------------|------------------|-------------------|
| 49 T. Sykes | 7 C. Davies | 3 E. Lavery | 1 S. Crafar |
| 43 T. Corser | 6 J. Kocinski | 2 A. Gobert | 1 R. Burnett |
| 26 T. Bayliss | 6 C. Crutchlow | 2 D. Tardozzi | 1 J. Reynolds |
| 23 J. Rea | 5 D. Giugliano | 2 A. Yanagawa | 1 S. Hislop |
| 21 C. Fogarty | 5 M. Biaggi | 2 M. Lucchinelli | 1 M. Mladin |
| 17 D. Polen | 4 F. Merkel | 2 B. Bostrom | 1 R. Xaus |
| 16 N. Hodgson | 4 J. Toseland | 2 B. Monti | 1 M. Tamada |
| 15 C. Edwards | 4 S. Guintoli | 2 M. Campbell | 1 L. Lanzi |
| 11 B. Spies | 4 M. Melandri | 2 Y. Nagai | 1 M. Fabrizio |
| 10 P. Chili | 4 A. Bautista | 2 M. Neukirchner | 1 A. Badovini |
| 10 C. Checa | 3 S. Mertens | 2 L. Baz | 1 F. Nieto |
| 9 R. Roche | 3 R. Phillis | 1 M. Doohan | 1 T. Hill |
| 8 G. Falappa | 3 S. Martin | 1 D. Chandler | 1 A. Lowes |
| 8 S. Russell | 3 C. Vermeulen | 1 P. Goddard | 1 J. Hopkins |
| 8 A. Slight | 3 Y. Kagayama | 1 M. Dowson | 1 M. van der Mark |
| 7 N. Haga | 3 L. Haslam | 1 A. Vieira | 1 I. Jaitovich |
| 7 R. Laconi | 3 J. Smrz | 1 T. Kipp | |

25/10/2019

These data/results cannot be reproduced, stored and/or transmitted in whole or in part by any manner of electronic, mechanical, photocopying, recording, broadcasting or otherwise now known or herein after developed without the previous express consent by the copyright owner, except for reproduction in daily press and regular printed publications on sale to the public within 60 days of the event related to those data/results and always provided that copyright symbol appears together as follows below.

© DORNA WSBK ORGANIZATION Srl 2019

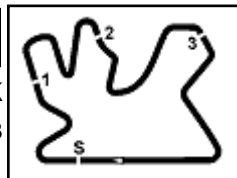
FICR PERUGIA TIMING



Official Tyre Supplier



Official Timekeeper



Motul Qatar Round, 24-26 October 2019

Tissot Superpole Award

Losail International Circuit 5.380 m

	Points	Points From First	Points From Previous	February 24	March 17	April 7	April 14	May 12	June 9	June 23	July 7	July 14	September 8	September 29	October 13	October 26			
				PHILLIP ISLAND	BURIRAM	ARAGON	ASSEN	IMOLA	JEREZ	MISANO	DONINGTON PARK	LAGUNA SECA	PORTIMAO	MAGNY COURS	SAN JUAN	LOSAIL			
1 REA Jonathan (GBR)	227			12 9	9 9	9	2	9 12	12 6	12 5	9 12	12 12	12 12	12 9	7 12	12			
2 BAUTISTA Alvaro (ESP)	190	37		7 12	12 12	12 12	12	7 7	9 12	5 12	4 6	7	4 9	5	12 9	3			
3 LOWES Alex (GBR)	125	102	65	5 6	7 7	6 7	6	5 5	6	6 9	2 4	2 4	5 7	3 4	5 5	9			
4 HASLAM Leon (GBR)	113	114	12	9 7	5 5	3	5	6 4	5 4	4 7	7 7	5 5	6 5	7 1	2	4			
5 SYKES Tom (GBR)	98	129	15	6	4	7 5	4	4 2	4 5	7	12	6 7	9 3	4 2	1	6			
6 VAN DER MARK Michael (NED)	80	147	18	3 5	6		9	2 6	3 9				4	9 7	9 4	2			
7 DAVIES Chaz (GBR)	72	155	8		1 2	2 6	3	12 9		1	3	9 9		6	3 6				
8 RAZGATLIOGLU Toprak (TUR)	66	161	6		1		1	3	3	6	3 9	3 6	6	12	6 7				
9 CORTESE Sandro (GER)	57	170	9	4 3	6 3	9 1			1 1	9			7 2		1 3	7			
10 MELANDRI Marco (ITA)	33	194	24	1 4	3 4				7 7	4	1		2						
11 BAZ Loris (FRA)	28	199	5								5 5	1 3	1	5 3		5			
12 RINALDI Michael Ruben (ITA)	25	202	3	2 2		5				3 3				6	4				
13 TORRES Jordi (ESP)	19	208	6			1 2		1 1	2 2		1	4 2	3						
14 REITERBERGER Markus (GER)	15	212	4			3	7	3					1			1			
15 LAVERTY Eugene (IRL)	13	214	2	1	2	4 4								2					
16 HICKMAN Peter (GBR)	6	221	7								6								
17 PIRRO Michele (ITA)	4	223	2							2 2									
18 DELBIANCO Alessandro (ITA)	2	225	2												2				
19 MERCADO Leandro (ARG)	2	225	0							1		1							
20 KIYONARI Ryuichi (JPN)	1	226	1											1					

25/10/2019 Odd points columns: Tissot Superpole Even points columns: Tissot Superpole Race

These data/results cannot be reproduced, stored and/or transmitted in whole or in part by any manner of electronic, mechanical, photocopying, recording, broadcasting or otherwise now known or herein after developed without the previous express consent by the copyright owner, except for reproduction in daily press and regular printed publications on sale to the public within 60 days of the event related to those data/results and always provided that copyright symbol appears together as follows below.

© DORNA WSBK ORGANIZATION Srl 2019