SUPERSPORT FIM WORLD CHAMPIONSHIP

1.5

WorldSSP

102/13

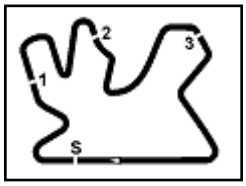

Motul Qatar Round, 24-26 October 2019

Chronological Analysis Free Practice 1st Session

Losail International Circuit 5.380 m

1° 16 J. CLUZEL (2'02.610)

Lap	Seg.1	Seg.2	Seg.3	Seg.4	Lap Time	km/h	Local Time
1							16:01'29.046
2	33.985	33.980	31.170	35.335	2'14.470P	156,1	16:03'43.516
3	27.704	32.090	30.530	34.919	2'05.243	267,3	16:05'48.759
4	27.308	32.002	30.281	34.610	2'04.201	270,0	16:07'52.960
5	27.016	32.440	30.468	10'51.794	12'21.718P	270,0	16:20'14.678
6	34.819	32.788	31.264	35.969	2'14.840P		16:22'29.518
7	27.284	31.714	30.245	34.568	2'03.811	269,3	16:24'33.329
8	26.928	31.788	30.202	34.656	2'03.574	268,7	16:26'36.903
9	26.840	31.593	30.272	34.557	2'03.262	269,3	16:28'40.165
10	27.575	32.165	31.180	4'07.910	5'38.830P	271,4	16:34'18.995
11	33.572	32.479	30.627	34.625	2'11.303P	140,8	16:36'30.298
12	26.692	31.392	30.061	34.478	2'02.623	268,0	16:38'32.921
13	**26.635**	31.572	30.722	34.833	2'03.762	270,0	16:40'36.683
14	26.731	31.447	30.100	**34.466**	2'02.744	269,3	16:42'39.427
15	26.750	**31.369**	**29.916**	34.575	**2'02.610**	269,3	16:44'42.037

2° 44 L. MAHIAS (2'02.828)

Lap	Seg.1	Seg.2	Seg.3	Seg.4	Lap Time	km/h	Local Time
1							16:01'02.361
2	34.784	32.594	31.039	35.200	2'13.617P	135,8	16:03'15.978
3	27.431	31.632	30.372	34.737	2'04.172	262,1	16:05'20.150
4	27.326	31.537	30.488	36.057	2'05.408	267,3	16:07'25.558
5	27.131	31.686	30.270	34.677	2'03.764	265,4	16:09'29.322
6	27.261	31.663	31.196	34.709	2'04.829	266,0	16:11'34.151
7	27.117	31.522	30.101	34.758	2'03.498	264,7	16:13'37.649
8	32.651	33.219	31.118	8'52.431	10'29.419P	264,7	16:24'07.068
9	34.337	32.198	30.307	35.025	2'11.867P	139,9	16:26'18.935
10	27.062	31.726	30.304	34.874	2'03.966	264,7	16:28'22.901
11	27.128	32.019	30.110	34.590	2'03.847	265,4	16:30'26.748
12	27.192	31.315	29.888	**34.433**	**2'02.828**	265,4	16:32'29.576
13	31.159	31.572	30.101	34.520	2'07.352	268,0	16:34'36.928
14	26.972	**31.286**	29.914	35.256	2'03.428	**271,4**	16:36'40.356
15	**26.951**	31.508	**29.880**	34.603	2'02.942	266,7	16:38'43.298
16	32.190	33.738	32.022	3'35.642	5'13.592P	267,3	16:43'56.890

3° 11 K. SMITH (2'02.845)

Lap	Seg.1	Seg.2	Seg.3	Seg.4	Lap Time	km/h	Local Time
1							15:59'47.309
2	49.066	32.910	31.144	35.411	2'28.531P	150,0	16:02'15.840
3	27.550	31.899	30.565	34.912	2'04.926	265,4	16:04'20.766
4	27.070	31.866	30.468	34.740	2'04.144	266,0	16:06'24.910
5	27.123	31.563	30.178	34.622	2'03.486C	267,3	16:08'28.396
6	27.257	32.782	31.177	7'21.088	8'52.304P	267,3	16:17'20.700
7	34.276	33.890	30.741	35.130	2'14.037P	138,3	16:19'34.737
8	26.969	31.555	30.329	35.201	2'04.054	266,7	16:21'38.791
9	26.946	31.547	30.261	**34.501**	2'03.255	268,0	16:23'42.046
10	27.356	31.692	30.350	34.673	2'04.071	**270,7**	16:25'46.117
11	26.964	31.522	30.078	34.650	2'03.214	266,7	16:27'49.331
12	27.624	33.466	31.906	6'05.975	7'38.971P	265,4	16:35'28.302
13	36.812	32.876	30.907	35.006	2'15.601P	130,0	16:37'43.903
14	26.905	31.349	**30.021**	34.570	**2'02.845**	265,4	16:39'46.748
15	**26.829**	**31.287**	30.345	34.621	2'03.082	267,3	16:41'49.830
16	26.861	32.180	30.586	34.968	2'04.595	266,7	16:43'54.425

4° 94 C. PEROLARI (2'02.941)

Lap	Seg.1	Seg.2	Seg.3	Seg.4	Lap Time	km/h	Local Time
1							15:59'48.687
2	47.820	32.962	31.233	35.436	2'27.451P	148,1	16:02'16.138
3	27.499	31.922	30.578	34.785	2'04.784	268,0	16:04'20.922
4	27.234	31.934	30.382	34.807	2'04.357	**270,0**	16:06'25.279
5	27.099	31.714	30.366	34.617	2'03.796	266,7	16:08'29.075
6	27.091	33.015	31.082	10'10.981	11'42.169P	266,7	16:20'11.244
7	37.981	32.564	31.365	35.628	2'17.538P	99,0	16:22'28.782
8	27.275	32.121	31.234	35.078	2'05.708	262,8	16:24'34.490
9	27.104	32.069	30.701	35.179	2'05.053	265,4	16:26'39.543
10	28.213	37.508	31.107	35.375	2'12.203	264,7	16:28'51.746
11	27.163	31.811	30.534	34.802	2'04.310	264,1	16:30'56.056
12	27.990	32.851	31.698	4'27.488	6'00.027P	263,4	16:36'56.083
13	40.141	37.715	30.628	34.882	2'23.366P	98,7	16:39'19.449
14	**26.977**	**31.359**	**30.019**	**34.586**	**2'02.941**	261,5	16:41'22.390
15	26.988	31.585	30.201	34.645	2'03.419	264,7	16:43'25.809
16	30.852	32.790	30.932	35.629	2'10.203	263,4	16:45'36.012

5° 64 F. CARICASULO (2'03.064)

Lap	Seg.1	Seg.2	Seg.3	Seg.4	Lap Time	km/h	Local Time
1							16:01'39.005
2	37.279	33.045	31.221	35.180	2'16.725P		16:03'55.730
3	27.466	31.921	30.314	34.882	2'04.583C	272,0	16:06'00.313
4	27.168	32.310	30.256	35.024	2'04.758	272,0	16:08'05.071
5	26.922	31.708	30.397	**34.557**	2'03.584	272,0	16:10'08.655
6	27.016	31.822	30.281	34.829	2'03.948	272,0	16:12'12.603
7	26.948	33.854	30.261	34.895	2'05.958	271,4	16:14'18.561
8	26.897	31.709	30.352	34.832	2'03.790	271,4	16:16'22.351
9	26.910	31.491	30.081	34.582	**2'03.064**	271,4	16:18'25.415
10	29.238	32.564	31.399	8'07.176	9'40.377P	272,0	16:28'05.792
11	44.038	33.261	32.283	34.695	2'24.277P		16:30'30.069
12	27.012	31.771	29.912	34.830	2'03.525	**272,7**	16:32'33.594
13	26.903	31.647	30.057	34.597	2'03.204	271,4	16:34'36.798
14	**26.783**	**31.447**	**29.892**	35.082	2'03.204	271,4	16:36'40.002
15	26.963	31.499	30.090	34.653	2'03.205		16:38'43.207
16	26.874	31.721	32.840	44.251	2'15.686		16:40'58.893
17	26.854	31.532	30.081	34.623	2'03.090	270,7	16:43'01.983
18	27.005	31.685	35.200	35.415	2'09.305		16:45'11.288

6° 21 R. KRUMMENACHER (2'03.108)

Lap	Seg.1	Seg.2	Seg.3	Seg.4	Lap Time	km/h	Local Time
1							16:00'04.817
2	35.045	33.180	31.028	34.976	2'14.229P	135,5	16:02'19.046
3	29.427	33.533	30.678	36.010	2'09.648	**273,4**	16:04'28.694
4	27.223	32.488	30.487	34.766	2'04.964	268,0	16:06'33.658
5	27.464	36.995	31.721	8'32.176	10'08.356P	270,0	16:16'42.014
6	34.944	32.393	30.788	34.922	2'13.047P		16:18'55.061
7	27.113	31.656	30.478	34.808	2'04.055	264,7	16:20'59.116
8	27.135	31.658	30.494	34.722	2'04.009	265,4	16:23'03.125
9	27.271	38.619	32.041	7'07.568	8'45.499P	264,7	16:31'48.624
10	36.281	32.383	30.689	34.967	2'14.320P	122,9	16:34'02.944
11	27.215	31.721	30.367	34.724	2'04.027P	264,1	16:36'06.971
12	27.064	31.670	30.304	34.716	2'03.754P		16:38'10.725
13	26.994	31.599	30.219	34.667	2'03.479		16:40'14.204
14	34.210	34.670	31.166	35.454	2'15.500		16:42'29.704
15	**26.947**	**31.382**	**30.152**	**34.627**	**2'03.108**		16:44'32.812

7° 86 A. BADOVINI (2'03.236)

Lap	Seg.1	Seg.2	Seg.3	Seg.4	Lap Time	km/h	Local Time
1							16:00'47.239
2	38.118	35.340	32.510	36.366	2'22.334P	114,5	16:03'09.573
3	28.670	33.105	31.038	35.593	2'08.406	262,8	16:05'17.979
4	27.710	32.294	31.374	35.224	2'06.602	264,7	16:07'24.581
5	27.342	32.271	30.818	34.989	2'05.420	264,7	16:09'30.001
6	27.419	31.943	30.696	34.816	2'04.874	**268,0**	16:11'34.875
7	27.170	31.773	30.310	34.929	2'04.182	267,3	16:13'39.057
8	31.599	33.582	32.104	10'44.045	12'21.330P	266,0	16:26'00.387
9	39.665	34.802	30.893	34.930	2'20.290P	95,3	16:28'20.677
10	27.415	31.787	30.407	34.690	2'04.299	266,0	16:30'24.976

24/10/2019 P = Pits In/Out - C = Lap Time Cancelled

These data/results cannot be reproduced, stored and/or transmitted in whole or in part by any manner of electronic, mechanical, photocopying, recording, broadcasting or otherwise now known or herein after developed without the previous express consent by the copyright owner, except for reproduction in daily press and regular printed publications on sale to the public within 60 days of the event related to those data/results and always provided that copyright symbol appears together as follows below.
© DORNA WSBK ORGANIZATION Srl 2019

PIRELLI Official Tyre Supplier

TISSOT SWISS WATCHES SINCE 1853 Official Timekeeper

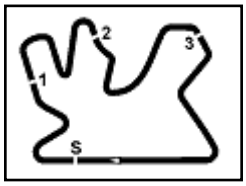

Motul Qatar Round, 24-26 October 2019
Chronological Analysis Free Practice 1st Session

Losail International Circuit 5.380 m

11	27.324	31.791	30.229	34.768	2'04.112	266,0	16:32'29.088
12	27.140	31.669	30.250	36.077	9'13.890	263,4	16:41'42.978
13	27.114	**31.642**	**29.927**	**34.553**	**2'03.236**	262,1	16:43'46.214

8° 78 H. OKUBO (2'03.309)

Lap	Seg.1	Seg.2	Seg.3	Seg.4	Lap Time	km/h	Local Time
1							16:00'13.441
2	34.700	33.000	31.738	37.126	2'16.564P	155,6	16:02'30.005
3	27.952	32.279	30.693	34.979	2'05.903	267,3	16:04'35.908
4	27.669	32.113	31.207	34.955	2'05.944	**271,4**	16:06'41.852
5	27.329	31.898	30.281	35.213	2'04.721	266,7	16:08'46.573
6	27.278	31.767	30.400	34.899	2'04.344	266,0	16:10'50.917
7	27.079	31.771	30.431	34.953	2'04.234	269,3	16:12'55.151
8	27.226	31.807	30.535	35.112	2'04.680	266,7	16:14'59.831
9	**27.071**	31.616	30.340	34.904	2'03.931	265,4	16:17'03.762
10	32.437	34.303	33.486	9'42.836	11'23.062P	265,4	16:28'26.824
11	38.084	31.925	30.321	35.445	2'15.775P	123,3	16:30'42.599
12	27.195	31.705	36.184	34.807	2'09.891	263,4	16:32'52.490
13	27.137	**31.380**	30.081	34.885	2'03.483	264,7	16:34'55.973
14	27.098	31.534	30.250	3'27.431	4'56.313P	265,4	16:39'52.286
15	39.459	37.531	33.920	35.807	2'26.717P	112,7	16:42'19.003
16	27.224	31.456	**29.977**	**34.652**	**2'03.309**	266,7	16:44'22.312

9° 32 I. VINALES (2'03.904)

Lap	Seg.1	Seg.2	Seg.3	Seg.4	Lap Time	km/h	Local Time
1							15:59'55.801
2	49.011	37.755	34.913	1'36.441	3'38.120P	108,2	16:03'33.921
3	38.715	35.861	34.039	41.563	2'30.178P	124,3	16:06'04.099
4	32.262	35.203	33.292	39.001	2'19.758	180,0	16:08'23.857
5	30.849	34.770	32.392	38.828	2'16.839	198,2	16:10'40.696
6	29.672	36.477	32.051	38.177	2'16.377	209,7	16:12'57.073
7	28.707	32.526	31.171	35.821	2'08.225	233,3	16:15'05.298
8	27.923	32.203	31.076	35.789	2'06.991	251,7	16:17'12.289
9	27.759	32.117	30.712	35.156	2'05.744	250,6	16:19'18.033
10	27.404	31.761	30.339	34.929	2'04.433	260,9	16:21'22.466
11	27.172	31.711	31.243	4'43.809	6'13.935P	264,7	16:27'36.401
12	36.191	34.898	36.170	35.623	2'22.882P	120,4	16:29'59.283
13	27.282	31.685	30.392	34.850	2'04.209	262,1	16:32'03.492
14	27.212	31.782	30.272	**34.752**	2'04.018	263,4	16:34'07.510
15	27.177	**31.665**	**30.254**	34.808	**2'03.904**	264,1	16:36'11.414
16	**27.092**	34.261	31.846	35.540	2'08.739	**265,4**	16:38'20.153
17	32.047	32.914	30.836	35.151	2'10.948	263,4	16:40'31.101
18	27.231	31.840	30.525	35.187	2'04.783	264,1	16:42'35.884
19	27.245	31.768	30.433	34.991	2'04.437	264,1	16:44'40.321

10° 3 R. DE ROSA (2'04.026)

Lap	Seg.1	Seg.2	Seg.3	Seg.4	Lap Time	km/h	Local Time
1							16:00'07.082
2	35.536	33.646	31.219	35.333	2'15.734P	157,7	16:02'22.816
3	27.471	32.508	30.741	35.202	2'05.922	**268,0**	16:04'28.738
4	27.418	32.532	30.614	35.266	2'05.830	266,0	16:06'34.568
5	27.266	31.898	30.652	35.169	2'04.985	267,3	16:08'39.553
6	27.645	32.098	30.694	35.319	2'05.756	267,3	16:10'45.309
7	27.322	31.843	30.541	34.938	2'04.644	264,1	16:12'49.953
8	27.193	31.758	30.520	34.877	2'04.348	264,1	16:14'54.301
9	29.705	35.124	31.673	5'58.016	7'34.518P	262,8	16:22'28.819
10	35.823	33.346	31.254	36.097	2'16.520P	135,2	16:24'45.339
11	27.268	31.750	30.594	35.221	2'04.833	264,7	16:26'50.172
12	27.200	31.636	**30.265**	34.925	**2'04.026**	262,1	16:28'54.198
13	27.155	31.759	30.410	**34.806**	2'04.130	265,4	16:30'58.328
14	29.614	33.372	32.222	3'53.553	5'28.761P	262,8	16:36'27.089
15	37.990	34.181	30.458	34.908	2'17.537P	139,7	16:38'44.626
16	27.057	31.570	31.189	43.754	2'13.570	266,7	16:40'58.196
17	28.334	31.760	**30.265**	34.812	2'05.171	240,0	16:43'03.367
18	**26.969**	**31.558**	32.034	35.428	2'05.989	265,4	16:45'09.356

11° 29 S. AL SULAITI (2'04.085)

Lap	Seg.1	Seg.2	Seg.3	Seg.4	Lap Time	km/h	Local Time
1							16:01'01.508
2	43.579	33.028	30.908	35.273	2'22.788P	66,7	16:03'24.296
3	27.555	31.659	30.393	**34.968**	2'04.575	259,6	16:05'28.871
4	27.382	31.856	31.506	2'11.013	3'41.757P	260,2	16:09'10.628
5	38.266	32.068	34.930	44.482	2'29.746P	96,2	16:11'40.374
6	27.323	31.878	36.056	38.126	2'13.383	**260,9**	16:13'53.757
7	27.300	31.693	30.473	35.085	2'04.551	259,6	16:15'58.308
8	27.320	32.609	31.475	6'28.083	7'59.487P	258,4	16:23'57.795
9	38.901	32.128	30.642	35.542	2'17.213P	88,0	16:26'15.008
10	27.281	31.763	30.372	35.082	2'04.498	260,2	16:28'19.506
11	33.549	32.963	30.977	9'49.185	11'26.674P	260,2	16:39'46.180
12	40.916	32.636	30.540	35.232	2'19.324P	76,5	16:42'05.504
13	27.173	31.587	33.181	46.895	2'18.836	258,4	16:44'24.340
14	**27.037**	**31.567**	**30.262**	35.219	**2'04.085**	260,2	16:46'28.425

12° 38 H. SOOMER (2'04.092)

Lap	Seg.1	Seg.2	Seg.3	Seg.4	Lap Time	km/h	Local Time
1							16:00'18.270
2	34.684	34.287	32.154	35.905	2'17.030P	139,2	16:02'35.300
3	27.707	32.557	31.943	35.286	2'07.493	263,4	16:04'42.793
4	27.496	32.154	30.978	35.276	2'05.904	266,0	16:06'48.697
5	27.856	32.134	30.734	35.061	2'05.785	**266,7**	16:08'54.482
6	27.399	32.097	31.008	35.130	2'05.634	264,7	16:11'00.116
7	27.496	32.587	31.423	35.281	2'06.787	264,7	16:13'06.903
8	27.466	31.957	30.563	35.034	2'05.020	262,8	16:15'11.923
9	27.535	32.043	30.725	35.059	2'05.362	262,8	16:17'17.285
10	27.519	32.234	31.221	8'15.027	9'46.001P	262,8	16:27'03.286
11	39.179	32.390	30.942	**34.933**	2'17.444P	87,4	16:29'20.730
12	27.390	32.128	30.720	35.436	2'05.674	262,8	16:31'26.404
13	**27.098**	31.941	30.467	35.127	2'04.633	261,5	16:33'31.037
14	27.375	31.556	30.461	35.346	2'04.738	263,4	16:35'35.775
15	27.475	31.813	30.513	2'55.421	4'25.222P	262,8	16:40'00.997
16	37.720	32.396	30.728	35.226	2'16.070P	85,8	16:42'17.067
17	27.183	**31.549**	30.327	35.033	**2'04.092**	262,8	16:44'21.159
18	27.184	31.741	**30.294**	35.075	2'04.294	264,1	16:46'25.453

13° 36 T. GRADINGER (2'04.335)

Lap	Seg.1	Seg.2	Seg.3	Seg.4	Lap Time	km/h	Local Time
1							16:00'05.483
2	36.274	38.871	33.059	36.437	2'24.641P	141,9	16:02'30.124
3	28.176	32.288	30.844	35.109	2'06.417	268,0	16:04'36.541
4	37.067	32.671	31.028	35.461	2'16.227	269,3	16:06'52.768
5	27.587	32.116	31.000	35.095	2'05.798	267,3	16:08'58.566
6	27.890	32.106	30.733	34.998	2'05.727	267,3	16:11'04.293
7	27.536	32.133	30.555	34.958	2'05.182	267,3	16:13'09.475
8	27.268	32.013	30.736	35.091	2'05.108	**270,0**	16:15'14.583
9	28.072	34.875	31.776	13'05.209	14'39.932P	269,3	16:29'54.515
10	36.640	33.509	31.316	35.453	2'16.918P	106,9	16:32'11.433
11	27.720	32.363	30.901	35.118	2'06.102	264,1	16:34'17.535
12	27.527	32.082	30.594	35.299	2'05.502	264,1	16:36'23.037
13	27.321	32.235	30.527	35.354	2'05.437	265,4	16:38'28.474
14	32.954	32.188	30.797	35.431	2'11.370	266,0	16:40'39.844
15	27.377	31.888	30.400	35.109	2'04.774	266,7	16:42'44.618
16	27.295	**31.867**	**30.316**	**34.857**	**2'04.335**	266,0	16:44'48.953
17	**27.236**	32.014	30.478	34.936	2'04.664	267,3	16:46'53.617

14° 56 P. SEBESTYEN (2'04.745)

Lap	Seg.1	Seg.2	Seg.3	Seg.4	Lap Time	km/h	Local Time

24/10/2019 P = Pits In/Out - C = Lap Time Cancelled

These data/results cannot be reproduced, stored and/or transmitted in whole or in part by any manner of electronic, mechanical, photocopying, recording, broadcasting or otherwise now known or herein after developed without the previous express consent by the copyright owner, except for reproduction in daily press and regular printed publications on sale to the public within 60 days of the event related to those data/results and always provided that copyright symbol appears together as follows below.
© DORNA WSBK ORGANIZATION Srl 2019

PIRELLI Official Tyre Supplier
TISSOT SWISS WATCHES SINCE 1853 Official Timekeeper

SUPERSPORT FIM WORLD CHAMPIONSHIP

1.5

WorldSSP

102/13

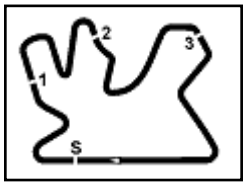

Motul Qatar Round, 24-26 October 2019

Chronological Analysis Free Practice 1st Session

Losail International Circuit 5.380 m

1							16:02'17.464
2					2'09.012		16:04'26.476
3					2'06.310		16:06'32.786
4					20'10.264		16:26'43.050
5					2'05.491C		16:28'48.541
6					9'18.735P		16:38'07.276
7	33.662	32.419	30.752	35.083	2'11.916P	141,5	16:40'19.192
8	27.516	32.012	30.912	35.083	2'05.523	264,7	16:42'24.715
9	27.432	31.943	**30.532**	**34.838**	**2'04.745**	264,7	16:44'29.460

15° 4 C. STANGE (2'04.792)

Lap	Seg.1	Seg.2	Seg.3	Seg.4	Lap Time	km/h	Local Time
1							16:00'08.271
2	39.801	37.210	36.798	3'41.721	5'35.530P	117,6	16:05'43.801
3	35.250	32.779	31.604	35.436	2'15.069P	117,0	16:07'58.870
4	28.207	32.188	36.863	35.790	2'13.048	260,2	16:10'11.918
5	27.946	32.282	31.488	35.227	2'06.943	260,9	16:12'18.861
6	27.833	32.302	31.513	35.206	2'06.854	259,6	16:14'25.715
7	27.756	32.263	31.372	35.325	2'06.716	258,4	16:16'32.431
8	27.676	32.134	31.741	5'59.203	7'30.754P	257,8	16:24'03.185
9	35.381	32.562	31.459	35.375	2'14.777P	103,9	16:26'17.962
10	27.704	32.444	30.733	**35.047**	2'05.928	259,6	16:28'23.890
11	27.509	32.057	30.878	35.160	2'05.604	**262,1**	16:30'29.494
12	27.526	32.307	30.909	5'36.179	7'06.921P	259,6	16:37'36.415
13	37.105	32.433	31.452	35.402	2'16.392P	86,7	16:39'52.807
14	27.467	**31.650**	**30.596**	35.079	**2'04.792**	257,8	16:41'57.599
15	**27.304**	37.785	31.037	36.027	2'12.153	259,0	16:44'09.752
16	27.563	31.998	30.937	35.196	2'05.694	258,4	16:46'15.446

16° 30 G. VAN STRAALEN (2'04.919)

Lap	Seg.1	Seg.2	Seg.3	Seg.4	Lap Time	km/h	Local Time
1							16:00'07.965
2	36.728	35.779	33.591	36.603	2'22.701P	146,5	16:02'30.666
3	29.111	33.057	31.944	35.965	2'10.077	266,0	16:04'40.743
4	28.108	32.548	31.350	35.555	2'07.561	262,8	16:06'48.304
5	28.188	32.588	31.080	35.276	2'07.132	264,1	16:08'55.436
6	27.585	32.369	30.753	35.447	2'06.154	264,7	16:11'01.590
7	27.671	32.548	31.314	35.262	2'06.795	266,7	16:13'08.385
8	**27.362**	32.083	30.900	4'53.963	6'24.308P	**268,0**	16:19'32.693
9	34.412	32.787	31.059	35.508	2'13.766P	134,8	16:21'46.459
10	27.725	33.347	30.785	35.316	2'07.173	262,1	16:23'53.632
11	27.822	32.229	30.909	35.372	2'06.332	260,9	16:25'59.964
12	27.486	32.192	30.683	35.255	2'05.616	262,1	16:28'05.580
13	27.834	32.714	31.012	6'08.796	7'40.356P	259,6	16:35'45.936
14	35.980	33.150	31.023	35.465	2'15.618P	129,2	16:38'01.554
15	27.615	31.939	30.649	35.140	2'05.343	260,2	16:40'06.897
16	27.363	32.046	30.511	35.120	2'05.040	258,4	16:42'11.937
17	27.459	**31.934**	**30.449**	**35.077**	**2'04.919**	259,6	16:44'16.856
18	27.649	32.677	30.902	35.576	2'06.804	260,2	16:46'23.660

17° 95 J. DANILO (2'05.182)

Lap	Seg.1	Seg.2	Seg.3	Seg.4	Lap Time	km/h	Local Time
1							16:00'02.320
2	36.510	33.120	31.615	35.300	2'16.545P	141,4	16:02'18.865
3	27.633	32.658			2'10.819	**270,7**	16:04'29.684
4	27.529	32.383	30.884	35.104	2'05.900	269,3	16:06'35.584
5	27.416	32.177	30.509	35.080	**2'05.182**	268,0	16:08'40.766
6	27.440	32.123	30.773	**35.072**	2'05.408	264,1	16:10'46.174
7	**27.371**	32.267	30.469	35.127	2'05.234	266,7	16:12'51.408
8	30.552	34.993	31.031	5'47.637	7'24.213P	265,4	16:20'15.621
9	35.477	32.632	30.839	35.600	2'14.548P	123,1	16:22'30.169
10	27.440	32.274	30.628	35.393	2'05.735	266,7	16:24'35.904
11	27.667	33.072	30.616	35.397	2'06.752	264,1	16:26'42.656
12	27.581	32.165	30.685	8'58.821	10'29.252P	262,1	16:37'11.908
13	34.005	32.459	31.100	35.693	2'13.257P	132,5	16:39'25.165
14	29.947	32.539	31.022	35.652	2'09.160	262,1	16:41'34.325
15	27.626	32.186	**30.383**	35.168	2'05.363	261,5	16:43'39.688
16	27.548	**32.040**	30.481	35.346	2'05.415	262,8	16:45'45.103

18° 31 D. VALLE (2'05.585)

Lap	Seg.1	Seg.2	Seg.3	Seg.4	Lap Time	km/h	Local Time
1							16:00'05.865
2	36.052	34.565	31.932	35.558	2'18.107P	149,6	16:02'23.972
3	28.506	32.862	33.790	36.409	2'11.567	**270,0**	16:04'35.539
4	28.328	32.483	31.488	35.051	2'07.350	268,0	16:06'42.889
5	27.831	32.405	31.332	35.384	2'06.952	**270,0**	16:08'49.841
6	29.592	33.217	31.285	35.289	2'09.383	266,7	16:10'59.224
7	27.951	32.955	31.869	35.106	2'07.881	268,0	16:13'07.105
8	28.133	32.309	31.064	35.564	2'07.070	259,0	16:15'14.175
9	29.050	34.041	32.719	35.736	2'11.546	267,3	16:17'25.721
10	28.767	35.216	32.240	7'53.629	9'29.852P	264,1	16:26'55.573
11	43.665	35.625	31.513	35.123	2'25.926P	110,9	16:29'21.499
12	27.670	32.224	**30.808**	**34.883**	**2'05.585**	268,7	16:31'27.084
13	27.666	**32.029**	30.930	35.150	2'05.775	268,0	16:33'32.859
14	27.649	32.187	31.150	35.378	2'06.364	264,1	16:35'39.223
15	30.925	40.387	37.469	35.439	2'24.220	264,7	16:38'03.443
16	**27.575**	32.082	30.928	35.272	2'05.857	267,3	16:40'09.300

19° 20 F. FULIGNI (2'05.638)

Lap	Seg.1	Seg.2	Seg.3	Seg.4	Lap Time	km/h	Local Time
1							16:00'07.781
2	36.323	34.553	32.478	36.829	2'20.183P	151,0	16:02'27.964
3	29.101	32.617	31.583	35.275	2'08.576	261,5	16:04'36.540
4	27.759	32.390	31.609	35.460	2'07.218	268,0	16:06'43.758
5	27.847	32.626	31.139	**35.165**	2'06.777	**268,7**	16:08'50.535
6	27.813	32.289	31.171	35.342	2'06.615	264,7	16:10'57.150
7	27.645	32.371	30.937	35.450	2'06.403	264,1	16:13'03.553
8	27.695	32.340	30.907	7'54.835	9'25.777P	264,1	16:22'29.330
9	35.467	33.392	31.300	35.862	2'16.021P	131,4	16:24'45.351
10	27.826	32.290	30.898	35.352	2'06.366	264,1	16:26'51.717
11	27.617	32.290	30.889	35.465	2'06.261	266,7	16:28'57.978
12	27.610	32.240	30.853	35.385	2'06.088	264,1	16:31'04.066
13	27.524	32.165	30.758	35.324	2'05.771	263,4	16:33'09.837
14	29.141	33.325	32.429	1'01.906	2'36.801P	262,1	16:35'46.638
15	35.566	33.278	31.236	35.192	2'15.272P	130,3	16:38'01.910
16	27.762	32.108	31.058	35.521	2'06.449	268,0	16:40'08.359
17	**27.411**	32.187	**30.694**	35.346	**2'05.638**	264,7	16:42'13.997
18	27.657	**31.985**	30.851	35.204	2'05.697	264,1	16:44'19.694

20° 10 N. CALERO (2'06.018)

Lap	Seg.1	Seg.2	Seg.3	Seg.4	Lap Time	km/h	Local Time
1							16:00'14.283
2	34.384	35.639	32.740	38.222	2'20.985P	158,4	16:02'35.268
3	28.517	33.550	31.768	35.984	2'09.819	260,2	16:04'45.087
4	32.850	35.460	31.952	36.198	2'16.460	263,4	16:07'01.547
5	28.254	32.982	31.326	35.882	2'08.444	260,2	16:09'09.991
6	31.465	34.476	32.688	6'31.168	8'09.797P	262,1	16:17'19.788
7	35.597	34.586	31.509	35.666	2'17.358P	141,2	16:19'37.146
8	27.975	32.679	31.204	35.624	2'07.482	262,8	16:21'44.628
9	31.556	33.459	31.373	10'42.445	12'18.833P	263,4	16:34'03.461
10	37.319	36.804	31.035	35.467	2'20.625P	136,0	16:36'24.086
11	27.704	**32.217**	30.760	35.410	2'06.091	263,4	16:38'30.177
12	29.033	34.913	30.824	35.434	2'10.204	260,2	16:40'40.381
13	**27.491**	32.490	**30.715**	**35.322**	**2'06.018**	**264,7**	16:42'46.399

24/10/2019 P = Pits In/Out - C = Lap Time Cancelled

These data/results cannot be reproduced, stored and/or transmitted in whole or in part by any manner of electronic, mechanical, photocopying, recording, broadcasting or otherwise now known or herein after developed without the previous express consent by the copyright owner, except for reproduction in daily press and regular printed publications on sale to the public within 60 days of the event related to those data/results and always provided that copyright symbol appears together as follows below.
© DORNA WSBK ORGANIZATION Srl 2019

PIRELLI Official Tyre Supplier

TISSOT SWISS WATCHES SINCE 1853 Official Timekeeper

SUPERSPORT FIM WORLD CHAMPIONSHIP

1.5

WorldSSP

102/13

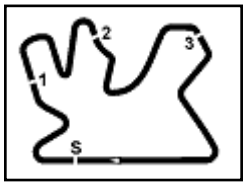

Motul Qatar Round, 24-26 October 2019

Chronological Analysis Free Practice 1st Session

Losail International Circuit 5.380 m

21° 84 L. CRESSON (2'06.085)

Lap	Seg.1	Seg.2	Seg.3	Seg.4	Lap Time	km/h	Local Time
1							15:59'54.321
2	43.538	33.426	31.270	35.740	2'23.974P	143,8	16:02'18.295
3	28.021	32.624	31.049	35.479	2'07.173	**270,7**	16:04'25.468
4	28.186	32.588	31.002	35.967	2'07.743	267,3	16:06'33.211
5	27.808	32.385	**30.839**	**35.258**	2'06.290	268,7	16:08'39.501
6	28.069	32.508	33.991	35.452	2'10.020	268,0	16:10'49.521
7	27.759	32.215	31.018	35.274	2'06.266	268,0	16:12'55.787
8	**27.662**	**32.151**	30.842	35.430	**2'06.085**	268,0	16:15'01.872
9	32.101	33.492	31.214	9'23.263	11'00.070P	267,3	16:26'01.942
10	34.423	33.584	31.536	35.690	2'15.233P	150,6	16:28'17.175
11	27.903	32.489	31.078	35.562	2'07.032	264,7	16:30'24.207

22° 47 R. HARTOG (2'06.377)

Lap	Seg.1	Seg.2	Seg.3	Seg.4	Lap Time	km/h	Local Time
1							15:59'50.622
2	47.435	34.605	32.816	35.944	2'30.800P	133,5	16:02'21.422
3	28.323	32.831	35.943	35.874	2'12.971	266,0	16:04'34.393
4	28.016	33.091	33.160	35.495	2'09.762	264,7	16:06'44.155
5	28.032	32.901	31.827	35.752	2'08.512	268,0	16:08'52.667
6	27.750	32.742	32.378	35.828	2'08.698	264,1	16:11'01.365
7	27.745	32.578	31.144	35.509	2'06.976	262,8	16:13'08.341
8	27.936	32.277	31.345	**35.187**	2'06.745	263,4	16:15'15.086
9	27.688	34.537	31.683	35.720	2'09.628	**269,3**	16:17'24.714
10	27.658	32.237	32.041	35.683	2'07.619	260,2	16:19'32.333
11	**27.490**	32.440	31.186	35.438	2'06.554	261,5	16:21'38.887
12	30.104	35.273	35.848	10'39.908	12'21.133P	259,6	16:34'00.020
13	45.055	34.537	37.659	36.240	2'33.491P	94,7	16:36'33.511
14	30.852	32.628	33.656	36.181	2'13.317	260,2	16:38'46.828
15	27.629	32.373	31.513	35.415	2'06.930	264,1	16:40'53.758
16	27.545	**32.094**	**30.940**	35.798	**2'06.377**	261,5	16:43'00.135

23° 2 B. JONES (2'06.780)

Lap	Seg.1	Seg.2	Seg.3	Seg.4	Lap Time	km/h	Local Time
1							16:00'07.411
2	36.611	36.277	34.606	37.410	2'24.904P	142,3	16:02'32.315
3	29.245	33.644	32.552	35.606	2'11.047	257,8	16:04'43.362
4	28.064	32.670	31.979	35.883	2'08.596	**259,6**	16:06'51.958
5	28.139	32.790	31.574	35.859	2'08.362	258,4	16:09'00.320
6	27.945	32.923	31.311	35.712	2'07.891	257,1	16:11'08.211
7	27.984	32.643	31.148	**35.594**	2'07.369	257,1	16:13'15.580
8	27.676	32.595	37.423	36.863	2'14.557	257,1	16:15'30.137
9	27.842	32.578	36.647	5'48.845	7'25.912P	255,9	16:22'56.049
10	37.338	34.440	32.812	37.412	2'22.002P	108,2	16:25'18.051
11	27.945	32.479	31.346	35.595	2'07.365	255,3	16:27'25.416
12	27.792	32.506	31.430	37.352	2'09.080	255,9	16:29'34.496
13	27.753	32.367	**30.998**	35.662	**2'06.780**	255,3	16:31'41.276
14	27.735	**32.330**	32.353	4'39.350	6'11.768P	254,7	16:37'53.044
15	39.851	34.663	37.622	36.822	2'28.958P	96,5	16:40'22.002
16	27.865	32.736	31.375	35.857	2'07.833	254,7	16:42'29.835
17	**27.642**	32.522	31.181	35.762	2'07.107	**259,6**	16:44'36.942
18	28.955	35.834	33.332	38.059	2'16.180	255,9	16:46'53.122

24° 74 J. VAN SIKKELERUS (2'07.091)

Lap	Seg.1	Seg.2	Seg.3	Seg.4	Lap Time	km/h	Local Time
1							16:00'08.619
2	35.728	35.218	33.282	37.243	2'21.471P	158,6	16:02'30.090
3	29.148	33.430	32.495	36.160	2'11.233	264,1	16:04'41.323
4	28.771	33.410	36.454	36.623	2'15.258	**266,0**	16:06'56.581
5	28.853	33.650	32.057	36.358	2'10.918	263,4	16:09'07.499
6	32.908	34.733	32.748	6'15.488	7'55.877P	264,7	16:17'03.376
7	37.775	33.573	31.775	36.590	2'19.713P	134,7	16:19'23.089
8	28.625	33.085	31.719	36.007	2'09.436	262,8	16:21'32.525
9	28.130	33.252	31.627	35.970	2'08.979	264,1	16:23'41.504
10	1'01.714	34.323	32.853	37.789	2'46.679	262,8	16:26'28.183
11	28.418	32.993	31.464	35.839	2'08.714	260,9	16:28'36.897
12	32.162	34.186	32.239	6'43.705	8'22.292P	261,5	16:36'59.189
13	36.013	36.332	34.597	37.547	2'24.489P	124,3	16:39'23.678
14	27.916	**32.570**	31.183	35.668	2'07.337	261,5	16:41'31.015
15	**27.744**	32.623	31.104	**35.620**	**2'07.091**	262,8	16:43'38.106
16	27.902	32.610	**31.070**	35.869	2'07.451	263,4	16:45'45.557

25° 53 G. SCONZA (2'10.245)

Lap	Seg.1	Seg.2	Seg.3	Seg.4	Lap Time	km/h	Local Time
1							16:00'10.849
2	37.843	36.427	34.561	39.111	2'27.942P	143,4	16:02'38.791
3	30.214	34.405	33.685	38.057	2'16.361	255,3	16:04'55.152
4	30.069	33.656	33.694	36.884	2'14.303	255,9	16:07'09.455
5	29.938	33.883	33.419	37.258	2'14.498	255,9	16:09'23.953
6	29.614	34.572	32.645	36.342	2'13.173	254,7	16:11'37.126
7	28.756	33.566	33.181	36.801	2'12.304	258,4	16:13'49.430
8	28.984	36.899	33.203	9'07.696	10'46.782P	256,5	16:24'36.212
9	41.181	34.433	32.801	36.569	2'24.984P	112,9	16:27'01.196
10	29.036	34.301	32.747	36.713	2'12.797	256,5	16:29'13.993
11	29.397	34.094	33.393	36.362	2'13.246	256,5	16:31'27.239
12	**28.575**	33.454	32.278	36.409	2'10.716	**260,9**	16:33'37.955
13	29.167	34.327	34.181	4'15.500	5'53.175P	255,3	16:39'31.130
14	38.019	35.238	32.288	36.392	2'21.937P	117,0	16:41'53.067
15	28.999	33.256	32.213	36.310	2'10.778	254,7	16:44'03.845
16	28.768	**33.223**	**31.972**	**36.282**	**2'10.245**	255,9	16:46'14.090

24/10/2019 P = Pits In/Out - C = Lap Time Cancelled

These data/results cannot be reproduced, stored and/or transmitted in whole or in part by any manner of electronic, mechanical, photocopying, recording, broadcasting or otherwise now known or herein after developed without the previous express consent by the copyright owner, except for reproduction in daily press and regular printed publications on sale to the public within 60 days of the event related to those data/results and always provided that copyright symbol appears together as follows below.
© DORNA WSBK ORGANIZATION Srl 2019

PIRELLI Official Tyre Supplier

TISSOT SWISS WATCHES SINCE 1853 Official Timekeeper