

## Motul Qatar Round, 24-26 October 2019

### Biographical Entry List

Losail International Circuit 5.380 m

No.	Rider (Abbreviation)	Nat	Bike Team	Wins 2019	Podiums 2019	Pole 2019	Races 2019	Tyres
Age	Date of Birth	Place of Birth						
1	<b>CARRASCO Ana</b> (Car)	ESP	<b>Kawasaki Ninja 400</b> Kawasaki Provec WorldSSP300	5	8	2	25	Pirelli
22	10/03/1997	Murcia		2	5		8	
2	<b>ORRADRE Unai</b> (Orr)	ESP	<b>Yamaha YZF-R3</b> BCD Yamaha MS Racing				4	Pirelli
15	09/04/2004	La Rioja					4	
3	<b>MEUFFELS Koen</b> (Meu)	NED	<b>Kawasaki Ninja 400</b> Kawasaki MOTOPORT	1	1		14	Pirelli
25	17/09/1994	Someren					8	
4	<b>GONZALEZ Manuel</b> (Gon)	ESP	<b>Kawasaki Ninja 400</b> Kawasaki ParkinGO Team	3	9	3	16	Pirelli
17	04/08/2002	Madrid		3	6	3	7	
5	<b>KALININ Nick</b> (KaM)	UKR	<b>Kawasaki Ninja 400</b> Nutec - RT Motorsports by SKM - Kawasaki		2		24	Pirelli
20	22/02/1999	Odessa			1		8	
6	<b>GIACOMINI Paolo</b> (Gia)	ITA	<b>Kawasaki Ninja 400</b> Kawasaki GP Project				12	Pirelli
26	10/02/1993	Macerata					3	
7	<b>VERDOIA Andy</b> (Ver)	FRA	<b>Yamaha YZF-R3</b> BCD Yamaha MS Racing		2		11	Pirelli
16	30/10/2002	Nice			2		8	
8	<b>ROVELLI Filippo</b> (Rov)	ITA	<b>Kawasaki Ninja 400</b> Kawasaki ParkinGO Team				22	Pirelli
18	02/02/2001	Gallarate					5	
9	<b>BONOLI Omar</b> (Bon)	ITA	<b>Yamaha YZF-R3</b> Team Trasimeno Yamaha				7	Pirelli
28	28/03/2002	Lugo di Romagna					5	
10	<b>NEILA Beatriz</b> (Nei)	ESP	<b>Yamaha YZF-R3</b> BCD Yamaha MS Racing				7	Pirelli
17	15/04/2002	Madrid					6	
11	<b>PEREZ GONZALEZ Jose Luis</b> (Prz)	ESP	<b>Kawasaki Ninja 400</b> DS Junior Team				3	Pirelli
18	14/05/2001	Palma de Mallorca					3	
12	<b>JAHNIG Jan-Ole</b> (Jah)	GER	<b>KTM RC 390 R</b> Freudenberg KTM Junior Team		1		17	Pirelli
18	09/03/2001	Altenburg			1		8	
13	<b>GARCIA Marc</b> (Gar)	ESP	<b>Kawasaki Ninja 400</b> DS Junior Team	3	7	1	16	Pirelli
19	01/11/1999	Barcelona		1	2		7	
14	<b>FAEROZI T. Muhammad</b> (Fae)	INA	<b>Yamaha YZF-R3</b> Semakin Di Depan Biblion Motoxrcing					Pirelli
16	15/12/2002	Lumajang						
15	<b>DI SORA Samuel</b> (DiS)	FRA	<b>Kawasaki Ninja 400</b> Flembbo Leader Team				4	Pirelli
18	08/05/2001	Bayonne					4	
16	<b>KÖNIG Oliver</b> (Kön)	CZE	<b>KTM RC 390 R</b> Freudenberg KTM WorldSSP Team				4	Pirelli
17	18/03/2002	Praha					4	
17	<b>HENDRA PRATAMA Galang</b> (Hen)	INA	<b>Yamaha YZF-R3</b> Semakin Di Depan Biblion Motoxrcing	2	2	3	18	Pirelli
20	10/03/1999	Yogyakarta			1		8	
18	<b>OKAYA Yuta</b> (Oka)	JPN	<b>Kawasaki Ninja 400</b> DS Junior Team				5	Pirelli
20	12/07/1999	Tokyo					5	
19	<b>DE CANCELLIS Hugo</b> (DeC)	FRA	<b>Yamaha YZF-R3</b> Team Trasimeno Yamaha		1		15	Pirelli
18	05/09/2001	Avignon			1		8	
20	<b>OTTEN Dion</b> (Ott)	NED	<b>Kawasaki Ninja 400</b> MTM Racing Team				5	Pirelli
16	30/12/2002	Assen					5	
21	<b>BUIS Jeffrey</b> (Bui)	NED	<b>Kawasaki Ninja 400</b> MTM Racing Team				8	Pirelli
17	27/12/2001	Meppel					8	
22	<b>EDWARDS Tom</b> (Edw)	AUS	<b>Kawasaki Ninja 400</b> Kawasaki ParkinGO Team			1	17	Pirelli
18	09/07/2001	Wellington					8	
23	<b>STEEMAN Victor</b> (Ste)	NED	<b>KTM RC 390 R</b> Freudenberg KTM Junior Team			1	10	Pirelli
19	15/06/2000	Zevenaar				1	8	
24	<b>ALOISI Kim</b> (Als)	ITA	<b>Kawasaki Ninja 400</b> DS Junior Team				1	Pirelli
18	09/08/2001	Verona					1	
25	<b>SABATUCCI Kevin</b> (Sab)	ITA	<b>Yamaha YZF-R3</b> Team Trasimeno Yamaha	1	2		8	Pirelli
20	07/04/1999	Ascoli Piceno		1	1		6	
26	<b>IERACI Bruno</b> (Ier)	ITA	<b>Kawasaki Ninja 400</b> Kawasaki GP Project				8	Pirelli
19	14/08/2000	Giulianova					8	
27	<b>DANIELS Dallas</b> (Dan)	USA	<b>Yamaha YZF-R3</b> BCD Yamaha MS Racing					Pirelli
16	19/06/2003	Mattoon						
28	<b>DEROUE Scott</b> (Der)	NED	<b>Kawasaki Ninja 400</b> Kawasaki MOTOPORT	4	12	3	24	Pirelli
23	23/12/1995	Nijkerkerveen		1	5	1	7	
29	<b>KAPPLER Maximilian</b> (Kap)	GER	<b>KTM RC 390 R</b> Freudenberg KTM WorldSSP Team				17	Pirelli
22	01/10/1997	Lichtenstein					8	

24/10/2019 \* = Wild Card \*\* = One Event

These data/results cannot be reproduced, stored and/or transmitted in whole or in part by any manner of electronic, mechanical, photocopying, recording, broadcasting or otherwise now known or herein after developed without the previous express consent by the copyright owner, except for reproduction in daily press and regular printed publications on sale to the public within 60 days of the event related to those data/results and always provided that copyright symbol appears together as follows below.

© DORNA WSBK ORGANIZATION Srl 2019



## Motul Qatar Round, 24-26 October 2019

### Results Free Practice 1st Session

Losail International Circuit 5.380 m

1 / 2

No.	Rider	Nat	Team	Bike	Time	Gap	Rel.	Laps	Speed	
									Avg	Max
1	1 A. CARRASCO	ESP	Kawasaki Provec WorldSSP300	Kawasaki Ninja 400	<b>2'15.984</b>			11	142,429	<b>198,5</b>
2	88 B. IERACI	ITA	Kawasaki GP Project	Kawasaki Ninja 400	<b>2'17.051</b>	1.067	1.067	12	141,320	<b>201,9</b>
3	71 T. EDWARDS	AUS	Kawasaki ParkinGO Team	Kawasaki Ninja 400	<b>2'17.110</b>	1.126	0.059	10	141,259	<b>201,5</b>
4	25 A. VERDOÍA	FRA	BCD Yamaha MS Racing	Yamaha YZF-R3	<b>2'17.179</b>	1.195	0.069	11	141,188	<b>207,7</b>
5	95 S. DEROUÉ	NED	Kawasaki MOTOPOST	Kawasaki Ninja 400	<b>2'17.387</b>	1.403	0.208	11	140,974	<b>207,7</b>
6	18 M. GONZALEZ	ESP	Kawasaki ParkinGO Team	Kawasaki Ninja 400	<b>2'17.688</b>	1.704	0.301	10	140,666	<b>201,5</b>
7	69 J. BUIS	NED	MTM Racing Team	Kawasaki Ninja 400	<b>2'17.790</b>	1.806	0.102	12	140,562	<b>203,0</b>
8	52 O. KÖNIG	CZE	Freudenberg KTM WorldSSP Team	KTM RC 390 R	<b>2'17.942</b>	1.958	0.152	11	140,407	<b>203,8</b>
9	66 D. OTTEN	NED	MTM Racing Team	Kawasaki Ninja 400	<b>2'17.954</b>	1.970	0.012	12	140,395	<b>206,1</b>
10	42 M. GARCIA	ESP	DS Junior Team	Kawasaki Ninja 400	<b>2'17.974</b>	1.990	0.020	10	140,374	<b>197,4</b>
11	72 V. STEEMAN	NED	Freudenberg KTM Junior Team	KTM RC 390 R	<b>2'17.982</b>	1.998	0.008	10	140,366	<b>200,4</b>
12	22 N. KALININ	UKR	Nutec - RT Motorsports by SKM - Kawasaki	Kawasaki Ninja 400	<b>2'18.029</b>	2.045	0.047	11	140,318	<b>202,2</b>
13	61 Y. OKAYA	JPN	DS Junior Team	Kawasaki Ninja 400	<b>2'18.159</b>	2.175	0.130	12	140,186	<b>202,2</b>
14	39 J. PEREZ GONZALEZ	ESP	DS Junior Team	Kawasaki Ninja 400	<b>2'18.179</b>	2.195	0.020	10	140,166	<b>199,3</b>
15	55 G. HENDRA PRATAMA	INA	Semakin Di Depan Biblion Motoxrcing	Yamaha YZF-R3	<b>2'18.197</b>	2.213	0.018	10	140,148	<b>198,5</b>
16	10 U. ORRADRE	ESP	BCD Yamaha MS Racing	Yamaha YZF-R3	<b>2'18.532</b>	2.548	0.335	12	139,809	<b>201,9</b>
17	85 K. SABATUCCI	ITA	Team Trasimeno Yamaha	Yamaha YZF-R3	<b>2'18.685</b>	2.701	0.153	9	139,655	<b>200,7</b>
18	46 S. DI SORA	FRA	Flembo Leader Team	Kawasaki Ninja 400	<b>2'18.707</b>	2.723	0.022	13	139,632	<b>197,8</b>
19	41 J. JAHNIG	GER	Freudenberg KTM Junior Team	KTM RC 390 R	<b>2'18.790</b>	2.806	0.083	12	139,549	<b>208,1</b>
20	97 M. KAPPLER	GER	Freudenberg KTM WorldSSP Team	KTM RC 390 R	<b>2'18.841</b>	2.857	0.051	11	139,498	<b>203,4</b>
21	17 K. MEUFFELS	NED	Kawasaki MOTOPOST	Kawasaki Ninja 400	<b>2'19.120</b>	3.136	0.279	11	139,218	<b>198,5</b>
22	28 O. BONOLI	ITA	Team Trasimeno Yamaha	Yamaha YZF-R3	<b>2'19.202</b>	3.218	0.082	8	139,136	<b>200,7</b>
23	27 F. ROVELLI	ITA	Kawasaki ParkinGO Team	Kawasaki Ninja 400	<b>2'19.527</b>	3.543	0.325	9	138,812	<b>196,4</b>
24	36 B. NEILA	ESP	BCD Yamaha MS Racing	Yamaha YZF-R3	<b>2'19.587</b>	3.603	0.060	12	138,752	<b>200,0</b>
25	23 P. GIACOMINI	ITA	Kawasaki GP Project	Kawasaki Ninja 400	<b>2'19.920</b>	3.936	0.333	12	138,422	<b>204,2</b>
26	45 M. FAEROZI T.	INA	Semakin Di Depan Biblion Motoxrcing	Yamaha YZF-R3	<b>2'20.062</b>	4.078	0.142	12	138,282	<b>190,1</b>
27	64 H. DE CANCELLIS	FRA	Team Trasimeno Yamaha	Yamaha YZF-R3	<b>2'20.554</b>	4.570	0.492	9	137,798	<b>190,8</b>
28	84 K. ALOISI	ITA	DS Junior Team	Kawasaki Ninja 400	<b>2'20.849</b>	4.865	0.295	9	137,509	<b>199,3</b>
29	90 D. DANIELS	USA	BCD Yamaha MS Racing	Yamaha YZF-R3	<b>2'24.837</b>	8.853	3.988	11	133,723	<b>189,5</b>

Qualifying Lap Time (107% of 2'15.984): 2'25.504

AIR	Humidity:	65%	Temp:	33°C
TRACK	Condition:	Dry	Temp:	42°C

24/10/2019 Start 15:15 End 15:47 The results are provisional until the end of the time limit for protests and appeals and the completion of the technical checks.

These data/results cannot be reproduced, stored and/or transmitted in whole or in part by any manner of electronic, mechanical, photocopying, recording, broadcasting or otherwise now known or herein after developed without the previous express consent by the copyright owner, except for reproduction in daily press and regular printed publications on sale to the public within 60 days of the event related to those data/results and always provided that copyright symbol appears together as follows below.

© DORNA WSBK ORGANIZATION Srl 2019



Motul Qatar Round, 24-26 October 2019

Results Free Practice 1st Session

Losail International Circuit 5.380 m  
2 / 2

### Session Highlights

Local Time	No. Rider	Description
15.15.00		Start
15.27.12	28 O. BONOLI	Current Lap Cancelled - Exceeded Track Limits - Turn 5
15.34.06	10 U. ORRADRE	Current Lap Cancelled - Exceeded Track Limits - Turn 5
15.35.30	46 S. DI SORA	Lap Cancelled (2'20.255) - Exceeded Track Limits - Turn 16
15.47.18		End Of Session

### Fastest Laps Sequence

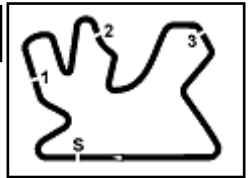
No.	Rider	Nat	Team	Bike	Local Time	Time	Gap	Avg
42	M. GARCIA	ESP	DS Junior Team	Kawasaki Ninja 400	15:19'54.007	<b>2'22.190</b>		136,212
88	B. IERACI	ITA	Kawasaki GP Project	Kawasaki Ninja 400	15:20'05.906	<b>2'21.209</b>	-0.981	137,158
39	J. PEREZ GONZALEZ	ESP	DS Junior Team	Kawasaki Ninja 400	15:20'09.197	<b>2'21.191</b>	-0.018	137,176
95	S. DEROUE	NED	Kawasaki MOTOPOST	Kawasaki Ninja 400	15:20'24.548	<b>2'21.191</b>		137,176
72	V. STEEMAN	NED	Freudenberg KTM Junior Team	KTM RC 390 R	15:20'31.162	<b>2'20.791</b>	-0.400	137,566
66	D. OTTEN	NED	MTM Racing Team	Kawasaki Ninja 400	15:20'32.321	<b>2'20.328</b>	-0.463	138,019
25	A. VERDOÍA	FRA	BCD Yamaha MS Racing	Yamaha YZF-R3	15:20'35.005	<b>2'19.660</b>	-0.668	138,680
88	B. IERACI	ITA	Kawasaki GP Project	Kawasaki Ninja 400	15:22'25.385	<b>2'19.479</b>	-0.181	138,860
39	J. PEREZ GONZALEZ	ESP	DS Junior Team	Kawasaki Ninja 400	15:22'27.491	<b>2'18.294</b>	-1.185	140,049
25	A. VERDOÍA	FRA	BCD Yamaha MS Racing	Yamaha YZF-R3	15:22'52.481	<b>2'17.476</b>	-0.818	140,883
25	A. VERDOÍA	FRA	BCD Yamaha MS Racing	Yamaha YZF-R3	15:29'45.935	<b>2'17.179</b>	-0.297	141,188
71	T. EDWARDS	AUS	Kawasaki ParkinGO Team	Kawasaki Ninja 400	15:37'33.963	<b>2'17.110</b>	-0.069	141,259
1	A. CARRASCO	ESP	Kawasaki Provec WorldSSP300	Kawasaki Ninja 400	15:41'35.036	<b>2'16.859</b>	-0.251	141,518
1	A. CARRASCO	ESP	Kawasaki Provec WorldSSP300	Kawasaki Ninja 400	15:43'51.368	<b>2'16.332</b>	-0.527	142,065
1	A. CARRASCO	ESP	Kawasaki Provec WorldSSP300	Kawasaki Ninja 400	15:46'07.352	<b>2'15.984</b>	-0.348	142,429

24/10/2019 Start 15:15 End 15:47 The results are provisional until the end of the time limit for protests and appeals and the completion of the technical checks.

These data/results cannot be reproduced, stored and/or transmitted in whole or in part by any manner of electronic, mechanical, photocopying, recording, broadcasting or otherwise now known or herein after developed without the previous express consent by the copyright owner, except for reproduction in daily press and regular printed publications on sale to the public within 60 days of the event related to those data/results and always provided that copyright symbol appears together as follows below.

© DORNA WSBK ORGANIZATION Srl 2019





**Motul Qatar Round, 24-26 October 2019**  
**Best Sectors & Speed Free Practice 1st Session**

Losail International Circuit 5.380 m

BEST LAP		
1	1 A. CARRASCO	Kawasaki Ninja 400 2'15.984
2	88 B. IERACI	Kawasaki Ninja 400 2'17.051
3	71 T. EDWARDS	Kawasaki Ninja 400 2'17.110
4	25 A. VERDOÍÁ	Yamaha YZF-R3 2'17.179
5	95 S. DEROUE	Kawasaki Ninja 400 2'17.387
6	18 M. GONZALEZ	Kawasaki Ninja 400 2'17.688
7	69 J. BUIS	Kawasaki Ninja 400 2'17.790
8	52 O. KÖNIG	KTM RC 390 R 2'17.942
9	66 D. OTTEN	Kawasaki Ninja 400 2'17.954
10	42 M. GARCIA	Kawasaki Ninja 400 2'17.974
11	72 V. STEEMAN	KTM RC 390 R 2'17.982
12	22 N. KALININ	Kawasaki Ninja 400 2'18.029
13	61 Y. OKAYA	Kawasaki Ninja 400 2'18.159
14	39 J. PEREZ GONZALEZ	Kawasaki Ninja 400 2'18.179
15	55 G. HENDRA PRATAMA	Yamaha YZF-R3 2'18.197
16	10 U. ORRADRE	Yamaha YZF-R3 2'18.532
17	85 K. SABATUCCI	Yamaha YZF-R3 2'18.685
18	46 S. DI SORA	Kawasaki Ninja 400 2'18.707
19	41 J. JAHNIG	KTM RC 390 R 2'18.790
20	97 M. KAPPLER	KTM RC 390 R 2'18.841
21	17 K. MEUFFELS	Kawasaki Ninja 400 2'19.120
22	28 O. BONOLI	Yamaha YZF-R3 2'19.202
23	27 F. ROVELLI	Kawasaki Ninja 400 2'19.527
24	36 B. NEILA	Yamaha YZF-R3 2'19.587
25	23 P. GIACOMINI	Kawasaki Ninja 400 2'19.920
26	45 M. FAEROZI T.	Yamaha YZF-R3 2'20.062
27	64 H. DE CANCELLIS	Yamaha YZF-R3 2'20.554
28	84 K. ALOISI	Kawasaki Ninja 400 2'20.849
29	90 D. DANIELS	Yamaha YZF-R3 2'24.837

SPEED		
1	41 J. JAHNIG	KTM RC 390 R 208,1
2	95 S. DEROUE	Kawasaki Ninja 400 207,7
3	25 A. VERDOÍÁ	Yamaha YZF-R3 207,7
4	66 D. OTTEN	Kawasaki Ninja 400 206,1
5	23 P. GIACOMINI	Kawasaki Ninja 400 204,2
6	52 O. KÖNIG	KTM RC 390 R 203,8
7	97 M. KAPPLER	KTM RC 390 R 203,4
8	69 J. BUIS	Kawasaki Ninja 400 203,0
9	22 N. KALININ	Kawasaki Ninja 400 202,2
10	61 Y. OKAYA	Kawasaki Ninja 400 202,2
11	88 B. IERACI	Kawasaki Ninja 400 201,9
12	10 U. ORRADRE	Yamaha YZF-R3 201,9
13	71 T. EDWARDS	Kawasaki Ninja 400 201,5
14	18 M. GONZALEZ	Kawasaki Ninja 400 201,5
15	28 O. BONOLI	Yamaha YZF-R3 200,7
16	85 K. SABATUCCI	Yamaha YZF-R3 200,7
17	72 V. STEEMAN	KTM RC 390 R 200,4
18	36 B. NEILA	Yamaha YZF-R3 200,0
19	84 K. ALOISI	Kawasaki Ninja 400 199,3
20	39 J. PEREZ GONZALEZ	Kawasaki Ninja 400 199,3
21	17 K. MEUFFELS	Kawasaki Ninja 400 198,5
22	55 G. HENDRA PRATAMA	Yamaha YZF-R3 198,5
23	1 A. CARRASCO	Kawasaki Ninja 400 198,5
24	46 S. DI SORA	Kawasaki Ninja 400 197,8
25	42 M. GARCIA	Kawasaki Ninja 400 197,4
26	27 F. ROVELLI	Kawasaki Ninja 400 196,4
27	64 H. DE CANCELLIS	Yamaha YZF-R3 190,8
28	45 M. FAEROZI T.	Yamaha YZF-R3 190,1
29	90 D. DANIELS	Yamaha YZF-R3 189,5

SEG. 1		
1	22 N. KALININ	30.219
2	71 T. EDWARDS	30.328
3	18 M. GONZALEZ	30.393
4	69 J. BUIS	30.412
5	72 V. STEEMAN	30.449
6	1 A. CARRASCO	30.506
7	95 S. DEROUE	30.524
8	55 G. HENDRA PRATAMA	30.640
9	66 D. OTTEN	30.664
10	42 M. GARCIA	30.664
11	88 B. IERACI	30.676
12	28 O. BONOLI	30.703
13	52 O. KÖNIG	30.731
14	97 M. KAPPLER	30.771
15	25 A. VERDOÍÁ	30.782
16	41 J. JAHNIG	30.859
17	39 J. PEREZ GONZALEZ	30.863
18	10 U. ORRADRE	30.864
19	61 Y. OKAYA	30.890
20	85 K. SABATUCCI	30.918
21	46 S. DI SORA	30.955
22	36 B. NEILA	31.016
23	17 K. MEUFFELS	31.140
24	23 P. GIACOMINI	31.154
25	27 F. ROVELLI	31.198
26	64 H. DE CANCELLIS	31.204
27	84 K. ALOISI	31.372
28	45 M. FAEROZI T.	31.461
29	90 D. DANIELS	32.080

SEG. 2		
1	1 A. CARRASCO	33.693
2	25 A. VERDOÍÁ	33.798
3	55 G. HENDRA PRATAMA	33.818
4	88 B. IERACI	33.889
5	71 T. EDWARDS	33.896
6	66 D. OTTEN	33.916
7	52 O. KÖNIG	33.953
8	42 M. GARCIA	33.956
9	18 M. GONZALEZ	33.980
10	39 J. PEREZ GONZALEZ	34.001
11	61 Y. OKAYA	34.059
12	72 V. STEEMAN	34.075
13	95 S. DEROUE	34.085
14	69 J. BUIS	34.149
15	85 K. SABATUCCI	34.252
16	64 H. DE CANCELLIS	34.263
17	46 S. DI SORA	34.302
18	41 J. JAHNIG	34.305
19	10 U. ORRADRE	34.307
20	22 N. KALININ	34.330
21	17 K. MEUFFELS	34.438
22	23 P. GIACOMINI	34.457
23	28 O. BONOLI	34.498
24	36 B. NEILA	34.511
25	45 M. FAEROZI T.	34.543
26	97 M. KAPPLER	34.678
27	27 F. ROVELLI	34.792
28	84 K. ALOISI	34.875
29	90 D. DANIELS	35.986

SEG. 3		
1	1 A. CARRASCO	32.904
2	88 B. IERACI	33.178
3	42 M. GARCIA	33.179
4	18 M. GONZALEZ	33.208
5	95 S. DEROUE	33.231
6	25 A. VERDOÍÁ	33.240
7	85 K. SABATUCCI	33.292
8	72 V. STEEMAN	33.301
9	71 T. EDWARDS	33.344
10	61 Y. OKAYA	33.357
11	52 O. KÖNIG	33.368
12	17 K. MEUFFELS	33.421
13	55 G. HENDRA PRATAMA	33.478
14	97 M. KAPPLER	33.537
15	41 J. JAHNIG	33.561
16	66 D. OTTEN	33.564
17	69 J. BUIS	33.583
18	28 O. BONOLI	33.591
19	46 S. DI SORA	33.594
20	10 U. ORRADRE	33.611
21	39 J. PEREZ GONZALEZ	33.627
22	22 N. KALININ	33.681
23	27 F. ROVELLI	33.695
24	23 P. GIACOMINI	33.809
25	36 B. NEILA	33.870
26	64 H. DE CANCELLIS	33.978
27	84 K. ALOISI	34.087
28	45 M. FAEROZI T.	34.092
29	90 D. DANIELS	35.386

SEG. 4		
1	1 A. CARRASCO	38.859
2	25 A. VERDOÍÁ	38.895
3	71 T. EDWARDS	39.134
4	55 G. HENDRA PRATAMA	39.157
5	88 B. IERACI	39.308
6	69 J. BUIS	39.317
7	95 S. DEROUE	39.319
8	39 J. PEREZ GONZALEZ	39.400
9	72 V. STEEMAN	39.441
10	18 M. GONZALEZ	39.468
11	41 J. JAHNIG	39.480
12	42 M. GARCIA	39.485
13	66 D. OTTEN	39.503
14	97 M. KAPPLER	39.521
15	61 Y. OKAYA	39.522
16	10 U. ORRADRE	39.525
17	22 N. KALININ	39.527
18	17 K. MEUFFELS	39.565
19	52 O. KÖNIG	39.595
20	23 P. GIACOMINI	39.687
21	46 S. DI SORA	39.746
22	27 F. ROVELLI	39.842
23	85 K. SABATUCCI	39.861
24	45 M. FAEROZI T.	39.947
25	36 B. NEILA	39.968
26	28 O. BONOLI	40.004
27	64 H. DE CANCELLIS	40.164
28	84 K. ALOISI	40.435
29	90 D. DANIELS	41.209

24/10/2019

These data/results cannot be reproduced, stored and/or transmitted in whole or in part by any manner of electronic, mechanical, photocopying, recording, broadcasting or otherwise now known or herein after developed without the previous express consent by the copyright owner, except for reproduction in daily press and regular printed publications on sale to the public within 60 days of the event related to those data/results and always provided that copyright symbol appears together as follows below.

© DORNA WSBK ORGANIZATION Srl 2019



Official Fuel Supplier

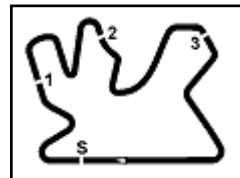


FICR PERUGIA TIMING

Official Tyre Supplier



Official Timekeeper



### Motul Qatar Round, 24-26 October 2019

### Ideal Times Free Practice 1st Session

Losail International Circuit 5.380 m

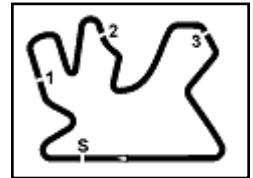
No.	Rider	Nat	Bike	Seg. 1 Diff. 1	Seg. 2 Diff. 2	Seg. 3 Diff. 3	Seg. 4 Diff. 4	Ideal Time			
								Best Lap	Pos.	Diff.	
1	1 A. CARRASCO	ESP	Kawasaki Ninja 400	30.506 +0.022	<b>33.693</b>	<b>32.904</b>	<b>38.859</b>	<b>2'15.962</b> 2'15.984	1	0.022	
2	71 T. EDWARDS	AUS	Kawasaki Ninja 400	30.328 +0.377	33.896	33.344 +0.031	39.134	<b>2'16.702</b> 2'17.110	3	0.408	
3	25 A. VERDOÍA	FRA	Yamaha YZF-R3	30.782	33.798 +0.108	33.240	38.895 +0.356	<b>2'16.715</b> 2'17.179	4	0.464	
4	18 M. GONZALEZ	ESP	Kawasaki Ninja 400	30.393 +0.354	33.980 +0.103	33.208 +0.074	39.468 +0.108	<b>2'17.049</b> 2'17.688	6	0.639	
5	88 B. IERACI	ITA	Kawasaki Ninja 400	30.676	33.889	33.178	39.308	<b>2'17.051</b> 2'17.051	2		
6	55 G. HENDRA PRATAMA	INA	Yamaha YZF-R3	30.640 +0.320	33.818 +0.296	33.478 +0.201	39.157 +0.287	<b>2'17.093</b> 2'18.197	15	1.104	
7	95 S. DEROUE	NED	Kawasaki Ninja 400	30.524	34.085	33.231	39.319 +0.228	<b>2'17.159</b> 2'17.387	5	0.228	
8	72 V. STEEMAN	NED	KTM RC 390 R	30.449	34.075 +0.209	33.301 +0.070	39.441 +0.437	<b>2'17.266</b> 2'17.982	11	0.716	
9	42 M. GARCIA	ESP	Kawasaki Ninja 400	30.664 +0.347	33.956	33.179	39.485 +0.343	<b>2'17.284</b> 2'17.974	10	0.690	
10	69 J. BUIS	NED	Kawasaki Ninja 400	30.412 +0.329	34.149	33.583	39.317	<b>2'17.461</b> 2'17.790	7	0.329	
11	66 D. OTTEN	NED	Kawasaki Ninja 400	30.664	33.916	33.564 +0.243	39.503 +0.064	<b>2'17.647</b> 2'17.954	9	0.307	
12	52 O. KÖNIG	CZE	KTM RC 390 R	30.731	33.953	33.368 +0.295	39.595	<b>2'17.647</b> 2'17.942	8	0.295	
13	22 N. KALININ	UKR	Kawasaki Ninja 400	<b>30.219</b> +0.272	34.330	33.681	39.527	<b>2'17.757</b> 2'18.029	12	0.272	
14	61 Y. OKAYA	JPN	Kawasaki Ninja 400	30.890	34.059	33.357	39.522 +0.331	<b>2'17.828</b> 2'18.159	13	0.331	
15	39 J. PEREZ GONZALEZ	ESP	Kawasaki Ninja 400	30.863	34.001 +0.112	33.627 +0.176	39.400	<b>2'17.891</b> 2'18.179	14	0.288	
16	41 J. JAHNIG	GER	KTM RC 390 R	30.859 +0.214	34.305 +0.136	33.561 +0.113	39.480 +0.122	<b>2'18.205</b> 2'18.790	19	0.585	
17	10 U. ORRADRE	ESP	Yamaha YZF-R3	30.864 +0.225	34.307	33.611	39.525	<b>2'18.307</b> 2'18.532	16	0.225	
18	85 K. SABATUCCI	ITA	Yamaha YZF-R3	30.918	34.252 +0.284	33.292	39.861 +0.078	<b>2'18.323</b> 2'18.685	17	0.362	
19	97 M. KAPPLER	GER	KTM RC 390 R	30.771	34.678 +0.129	33.537	39.521 +0.205	<b>2'18.507</b> 2'18.841	20	0.334	
20	17 K. MEUFFELS	NED	Kawasaki Ninja 400	31.140 +0.124	34.438 +0.199	33.421	39.565 +0.233	<b>2'18.564</b> 2'19.120	21	0.556	
21	46 S. DI SORA	FRA	Kawasaki Ninja 400	30.955 +0.107	34.302	33.594 +0.003	39.746	<b>2'18.597</b> 2'18.707	18	0.110	
22	28 O. BONOLI	ITA	Yamaha YZF-R3	30.703 +0.199	34.498 +0.207	33.591	40.004	<b>2'18.796</b> 2'19.202	22	0.406	
23	23 P. GIACOMINI	ITA	Kawasaki Ninja 400	31.154 +0.324	34.457 +0.341	33.809 +0.148	39.687	<b>2'19.107</b> 2'19.920	25	0.813	
24	36 B. NEILA	ESP	Yamaha YZF-R3	31.016 +0.118	34.511 +0.104	33.870	39.968	<b>2'19.365</b> 2'19.587	24	0.222	
25	27 F. ROVELLI	ITA	Kawasaki Ninja 400	31.198	34.792	33.695	39.842	<b>2'19.527</b> 2'19.527	23		
26	64 H. DE CANCELLIS	FRA	Yamaha YZF-R3	31.204 +0.345	34.263 +0.412	33.978 +0.182	40.164 +0.006	<b>2'19.609</b> 2'20.554	27	0.945	
27	45 M. FAEROZI T.	INA	Yamaha YZF-R3	31.461	34.543	34.092 +0.019	39.947	<b>2'20.043</b> 2'20.062	26	0.019	
28	84 K. ALOISI	ITA	Kawasaki Ninja 400	31.372	34.875	34.087 +0.037	40.435 +0.043	<b>2'20.769</b> 2'20.849	28	0.080	
29	90 D. DANIELS	USA	Yamaha YZF-R3	32.080	35.986 +0.176	35.386	41.209	<b>2'24.661</b> 2'24.837	29	0.176	
<b>Overall Ideal Time</b>				30.219	33.693	32.904	38.859	<b>2'15.675</b>			

24/10/2019

These data/results cannot be reproduced, stored and/or transmitted in whole or in part by any manner of electronic, mechanical, photocopying, recording, broadcasting or otherwise now known or herein after developed without the previous express consent by the copyright owner, except for reproduction in daily press and regular printed publications on sale to the public within 60 days of the event related to those data/results and always provided that copyright symbol appears together as follows below.

© DORNA WSBK ORGANIZATION Srl 2019





## Motul Qatar Round, 24-26 October 2019

### Chronological Analysis Free Practice 1st Session

Losail International Circuit 5.380 m

1 / 4

1° 1 A. CARRASCO (2'15.984)							
Lap	Seg.1	Seg.2	Seg.3	Seg.4	Lap Time	km/h	Local Time
1							15:14'58.951
2	42.158	37.290	35.674	41.483	2'36.605P	123,3	15:17'35.556
3	33.190	35.533	34.301	40.505	2'23.529		15:19'59.085
4	31.299	34.532	33.999	40.296	2'20.126	197,4	15:22'19.211
5	30.947	34.262	33.663	39.585	2'18.457	198,2	15:24'37.668
6	30.826	34.329	33.396	39.489	2'18.040	197,4	15:26'55.708
7	31.077	34.080	33.323	6'01.126	7'39.606P	196,4	15:34'35.314
8	36.877	34.496	33.750	40.237	2'25.360P	123,3	15:37'00.674
9	30.589	34.096	33.360	39.458	2'17.503	198,2	15:39'18.177
10	30.564	33.848	33.238	39.209	2'16.859	198,2	15:41'35.036
11	30.506	33.758	33.168	38.900	2'16.332	197,8	15:43'51.368
12	30.528	33.693	32.904	38.859	2'15.984	198,5	15:46'07.352

1							15:15'31.727
2	38.593	36.551	35.416	41.070	2'31.630P	123,1	15:18'03.357
3	31.386	35.003	34.809	39.993	2'21.191	197,8	15:20'24.548
4	30.989	34.557	33.940	39.729	2'19.215	197,8	15:22'43.763
5	30.751	34.572	33.886	39.721	2'18.930	207,7	15:25'02.693
6	31.156	36.459	36.816	6'00.068	7'44.499P	195,7	15:32'47.192
7	36.485	34.622	33.862	39.567	2'24.536P	126,6	15:35'11.728
8	30.688	34.422	33.491	39.491	2'18.092	202,2	15:37'29.820
9	30.827	34.129	33.829	39.319	2'18.104	197,4	15:39'47.924
10	32.982	36.576	34.272	40.453	2'24.283	198,2	15:42'12.207
11	30.524	34.085	33.231	39.547	2'17.387	201,1	15:44'29.594
12	30.712	34.175	33.540	39.338	2'17.765	200,4	15:46'47.359

2° 88 B. IERACI (2'17.051)							
Lap	Seg.1	Seg.2	Seg.3	Seg.4	Lap Time	km/h	Local Time
1							15:15'12.406
2	38.844	36.639	35.651	41.157	2'32.291P	123,1	15:17'44.697
3	31.712	35.094	34.355	40.048	2'21.209	196,4	15:20'05.906
4	30.987	34.747	33.871	39.874	2'19.479	201,9	15:22'25.385
5	30.893	34.222	34.002	39.810	2'18.927	195,3	15:24'44.312
6	30.998	34.282	33.833	39.364	2'18.477	196,0	15:27'02.789
7	30.870	37.044	33.728	40.305	2'21.947	195,7	15:29'24.736
8	30.702	34.023	33.315	39.314	2'17.354	198,2	15:31'42.090
9	32.797	35.179	35.258	2'47.021	4'30.255P	194,9	15:36'12.345
10	37.884	34.867	34.317	40.005	2'27.073P	114,3	15:38'39.418
11	30.696	34.555	35.128	40.220	2'20.599	198,5	15:41'00.017
12	30.676	33.889	33.178	39.308	2'17.051	198,5	15:43'17.068
13	30.798	34.026	33.459	40.130	2'18.413	196,4	15:45'35.481

6° 18 M. GONZALEZ (2'17.688)							
Lap	Seg.1	Seg.2	Seg.3	Seg.4	Lap Time	km/h	Local Time
1							15:18'00.276
2	39.267	35.790	37.249	40.543	2'32.849P	110,1	15:20'33.125
3	30.927	34.705	33.677	39.679	2'18.988	199,6	15:22'52.113
4	30.947	34.092	33.685	39.881	2'18.605	197,8	15:25'10.718
5	31.360	34.313	33.427	39.484	2'18.584	201,5	15:27'29.302
6	30.393	34.057	33.208	46.235	2'23.893	201,1	15:29'53.195
7	30.797	34.062	34.236	39.984	2'19.079	200,0	15:32'12.274
8	30.736	35.756	33.799	4'23.135	6'03.426P	201,1	15:38'15.700
9	35.883	34.329	33.640	45.231	2'29.083P	126,9	15:40'44.783
10	30.747	34.083	33.282	39.576	2'17.688	198,2	15:43'02.471
11	30.758	33.980	33.595	39.468	2'17.801	196,0	15:45'20.272

3° 71 T. EDWARDS (2'17.110)							
Lap	Seg.1	Seg.2	Seg.3	Seg.4	Lap Time	km/h	Local Time
1							15:16'37.314
2	39.178	36.654	35.261	40.851	2'31.944P	120,1	15:19'09.258
3	31.469	34.796	34.534	40.029	2'20.828	192,9	15:21'30.086
4	30.923	34.564	34.046	39.978	2'19.511	194,9	15:23'49.597
5	30.966	34.307	33.837	39.974	2'19.084	194,6	15:26'08.681
6	31.408	35.456	34.829	5'01.158	6'42.851P	192,5	15:32'51.532
7	36.298	34.598	33.745	40.680	2'25.321P	125,3	15:35'16.853
8	30.705	33.896	33.375	39.134	2'17.110	199,6	15:37'33.963
9	30.328	33.989	33.344	39.814	2'17.475	201,5	15:39'51.438
10	30.771	34.225	33.667	2'01.071	3'39.734P	195,3	15:43'31.172
11	36.475	34.400	34.119	40.230	2'25.224P	124,7	15:45'56.396

7° 69 J. BUIS (2'17.790)							
Lap	Seg.1	Seg.2	Seg.3	Seg.4	Lap Time	km/h	Local Time
1							15:15'32.656
2	38.277	36.934	35.578	40.935	2'31.724P	125,1	15:18'04.380
3	31.187	35.326	34.916	40.081	2'21.510	202,2	15:20'25.890
4	31.136	34.764	34.866	39.988	2'20.754	195,7	15:22'46.644
5	31.012	34.545	38.572	39.966	2'24.095	202,6	15:25'10.739
6	31.044	34.366	33.983	39.464	2'18.857	198,2	15:27'29.596
7	30.412	34.152	33.910	39.971	2'18.445	203,0	15:29'48.041
8	31.125	34.386	34.027	39.461	2'18.999	195,3	15:32'07.040
9	30.810	34.370	34.027	39.874	2'19.081	203,0	15:34'26.121
10	34.461	35.103	39.096	2'03.729	3'52.389P	192,9	15:38'18.510
11	36.159	34.873	34.385	40.049	2'25.466P	128,4	15:40'43.976
12	31.187	34.282	33.619	39.499	2'18.587	194,6	15:43'02.563
13	30.741	34.149	33.583	39.317	2'17.790	196,7	15:45'20.353

4° 25 A. VERDOÑA (2'17.179)							
Lap	Seg.1	Seg.2	Seg.3	Seg.4	Lap Time	km/h	Local Time
1							15:15'43.724
2	39.049	36.653	35.181	40.738	2'31.621P	124,0	15:18'15.345
3	31.415	34.679	33.825	39.741	2'19.660	197,1	15:20'35.005
4	31.051	34.102	33.428	38.895	2'17.476	198,2	15:22'52.481
5	30.835	34.145	33.551	39.650	2'18.181	207,7	15:25'10.662
6	30.963	34.152	33.588	39.391	2'18.094	197,8	15:27'28.756
7	30.782	33.906	33.240	39.251	2'17.179	197,4	15:29'45.935
8	30.845	43.106	36.527	3'58.599	5'49.077P	194,9	15:35'35.012
9	40.832	39.452	35.121	41.903	2'37.308P	107,5	15:38'12.320
10	30.967	35.380	34.473	40.079	2'20.899	197,8	15:40'33.219
11	30.892	33.802	33.513	39.404	2'17.611	197,1	15:42'50.830
12	30.901	33.798	33.314	39.233	2'17.246	195,7	15:45'08.076

8° 52 O. KÖNIG (2'17.942)							
Lap	Seg.1	Seg.2	Seg.3	Seg.4	Lap Time	km/h	Local Time
1							15:15'34.415
2	38.342	36.440	35.823	40.736	2'31.341P	129,3	15:18'05.756
3	31.612	35.066	34.594	39.965	2'21.237	201,1	15:20'26.993
4	30.953	34.456	34.120	39.861	2'19.390	203,8	15:22'46.383
5	31.196	37.632	34.616	43.917	2'27.361	200,7	15:25'13.744
6	31.267	34.420	33.772	40.029	2'19.488	199,6	15:27'33.232
7	30.937	34.216	33.368	39.779	2'18.300	199,3	15:29'51.532
8	33.582	34.715	34.182	5'13.638	6'56.117P	200,4	15:36'47.649
9	39.501	38.260	34.537	39.876	2'32.174P	108,8	15:39'19.823
10	30.881	34.380	33.818	39.769	2'18.848	200,7	15:41'38.671
11	30.915	34.146	33.479	39.610	2'18.150	196,0	15:43'56.821
12	30.731	33.953	33.663	39.595	2'17.942	196,0	15:46'14.763

5° 95 S. DEROUÉ (2'17.387)							
Lap	Seg.1	Seg.2	Seg.3	Seg.4	Lap Time	km/h	Local Time
1							15:15'40.805
2	38.559	35.922	35.004	41.703	2'31.188P	109,8	15:18'11.993

9° 66 D. OTTEN (2'17.954)							
Lap	Seg.1	Seg.2	Seg.3	Seg.4	Lap Time	km/h	Local Time
1							15:15'40.805
2	38.559	35.922	35.004	41.703	2'31.188P	109,8	15:18'11.993

24/10/2019 P = Pits In/Out - C = Lap Time Cancelled

These data/results cannot be reproduced, stored and/or transmitted in whole or in part by any manner of electronic, mechanical, photocopying, recording, broadcasting or otherwise now known or herein after developed without the previous express consent by the copyright owner, except for reproduction in daily press and regular printed publications on sale to the public within 60 days of the event related to those data/results and always provided that copyright symbol appears together as follows below.

© DORNA WSBK ORGANIZATION Srl 2019



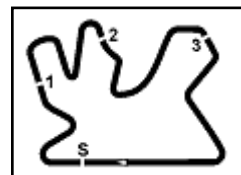
Official Fuel Supplier



Official Tyre Supplier



Official Timekeeper



## Motul Qatar Round, 24-26 October 2019

### Chronological Analysis Free Practice 1st Session

Losail International Circuit 5.380 m

2 / 4

Lap	Seg.1	Seg.2	Seg.3	Seg.4	Lap Time	km/h	Local Time
3	31.368	34.628	34.256	40.076	2'20.328	199,6	15:20'32.321
4	31.203	34.624	34.207	39.780	2'19.814	<b>206,1</b>	15:22'52.135
5	31.216	34.380	34.001	39.727	2'19.324	198,2	15:25'11.459
6	30.937	34.189	33.927	39.752	2'18.805	201,1	15:27'30.264
7	<b>30.664</b>	<b>33.916</b>	33.807	39.567	<b>2'17.954</b>	201,1	15:29'48.218
8	30.726	34.283	34.050	39.586	2'18.645	203,4	15:32'06.863
9	31.064	41.135	34.794	3'12.190	4'59.183P	198,9	15:37'06.046
10	50.725	36.689	34.310	40.212	2'41.936P	125,9	15:39'47.982
11	31.009	37.866	33.990	39.723	2'22.588	196,4	15:42'10.570
12	30.780	34.193	33.830	39.752	2'18.555	198,5	15:44'29.125
13	30.691	34.469	<b>33.564</b>	<b>39.503</b>	2'18.227	194,6	15:46'47.352

#### 14° 39 J. PEREZ GONZALEZ (2'18.179)

Lap	Seg.1	Seg.2	Seg.3	Seg.4	Lap Time	km/h	Local Time
1							15:15'13.881
2	39.569	37.549	35.362	41.645	2'34.125P	127,7	15:17'48.006
3	31.884	34.840	34.058	40.409	2'21.191	193,5	15:20'09.197
4	31.144	<b>34.001</b>	<b>33.627</b>	39.522	2'18.294	194,2	15:22'27.491
5	30.991	35.138	33.786	39.612	2'19.527	195,3	15:24'47.018
6	31.741	36.921	35.470	3'53.420	5'37.552P	194,6	15:30'24.570
7	37.617	34.878	34.454	40.066	2'27.015P	125,7	15:32'51.585
8	31.065	34.486	33.848	39.756	2'19.155	192,5	15:35'10.740
9	31.064	34.169	34.013	39.955	2'19.201	195,7	15:37'29.941
10	<b>30.863</b>	34.113	33.803	<b>39.400</b>	<b>2'18.179</b>	198,9	15:39'48.120
11	31.121	34.553	33.854	39.768	2'19.296	<b>199,3</b>	15:42'07.416

#### 10° 42 M. GARCIA (2'17.974)

Lap	Seg.1	Seg.2	Seg.3	Seg.4	Lap Time	km/h	Local Time
1							15:14'47.966
2	51.900	36.258	34.766	40.927	2'43.851P	121,8	15:17'31.817
3	31.309	34.716	35.546	40.619	2'22.190	192,5	15:19'54.007
4	31.352	34.661	33.945	40.395	2'20.353	192,2	15:22'14.360
5	31.318	34.276	33.696	39.949	2'19.239	192,9	15:24'33.599
6	32.865	36.682	33.551	<b>39.485</b>	2'22.583	192,9	15:26'56.182
7	31.011	<b>33.956</b>	<b>33.179</b>	<b>39.828</b>	<b>2'17.974</b>	196,0	15:29'14.156
8	31.855	34.948	34.385	2'29.699	4'10.887P	192,2	15:33'25.043
9	38.655	34.695	33.671	40.085	2'27.106P	103,1	15:35'52.149
10	31.073	34.734	33.949	41.060	2'20.816	192,5	15:38'12.965
11	<b>30.664</b>	34.567	36.554	43.052	2'24.837	<b>197,4</b>	15:40'37.802

#### 15° 55 G. HENDRA PRATAMA (2'18.197)

Lap	Seg.1	Seg.2	Seg.3	Seg.4	Lap Time	km/h	Local Time
1							15:16'23.176
2	39.125	35.939	37.049	43.294	2'35.407P	121,8	15:18'58.583
3	31.291	34.622	35.093	39.784	2'20.790	191,5	15:21'19.373
4	31.122	34.316	33.945	39.808	2'19.191	191,8	15:23'38.564
5	31.144	36.547	34.549	1'56.375	3'38.615P	192,2	15:27'17.179
6	48.343	34.078	<b>33.478</b>	<b>39.157</b>	2'35.056P	90,5	15:29'52.235
7	<b>30.640</b>	33.971	33.555	44.473	2'22.639	<b>198,5</b>	15:32'14.874
8	30.973	<b>33.818</b>	33.648	39.884	2'18.323	194,2	15:34'33.197
9	31.984	36.158	35.201	2'06.338	3'49.681P	191,5	15:38'22.878
10	36.436	34.671	33.855	40.057	2'25.019P	125,6	15:40'47.897
11	30.960	34.114	33.679	39.444	<b>2'18.197</b>	194,9	15:43'06.094

#### 11° 72 V. STEEMAN (2'17.982)

Lap	Seg.1	Seg.2	Seg.3	Seg.4	Lap Time	km/h	Local Time
1							15:15'40.149
2	38.996	35.841	34.445	40.940	2'30.222P	116,9	15:18'10.371
3	31.234	34.896	34.520	40.141	2'20.791	197,4	15:20'31.162
4	30.823	34.266	33.442	39.823	2'18.354	196,0	15:22'49.516
5	30.881	34.344	<b>33.301</b>	40.063	2'18.589	197,4	15:25'08.105
6	30.660	<b>34.075</b>	33.937	40.210	2'18.882	<b>197,4</b>	15:27'26.987
7	30.524	37.919	34.090	44.221	2'26.754	<b>200,4</b>	15:29'53.741
8	<b>30.449</b>	34.284	33.371	39.878	<b>2'17.982</b>	<b>200,4</b>	15:32'11.723
9	32.049	34.317	33.771	8'24.110	10'04.247P	196,7	15:42'15.970
10	38.453	34.960	33.719	<b>39.441</b>	2'26.573P	111,5	15:44'42.543
11	30.751	34.289	33.584	39.627	2'18.251	197,4	15:47'00.794

#### 16° 10 U. ORRADRE (2'18.532)

Lap	Seg.1	Seg.2	Seg.3	Seg.4	Lap Time	km/h	Local Time
1							15:15'33.001
2	37.967	36.264	35.705	41.268	2'31.204P	126,5	15:18'04.205
3	31.627	35.484	35.404	40.367	2'22.882	195,3	15:20'27.087
4	30.940	34.538	34.441	40.011	2'19.930	<b>201,9</b>	15:22'47.017
5	30.953	34.461	34.165	39.781	2'19.360	200,7	15:25'06.377
6	31.038	34.513	34.644	39.811	2'20.006	198,2	15:27'26.383
7	<b>30.864</b>	36.811	34.454	39.526	2'21.655	195,7	15:29'48.038
8	31.021	34.369	34.001	39.529	2'18.920	196,0	15:32'06.958
9	36.849	34.535	33.841	41.006	2'26.231C	199,3	15:34'33.189
10	30.886	34.484	33.957	40.351	2'19.678	195,7	15:36'52.867
11	34.841	38.161	33.673	39.809	2'26.484	191,5	15:39'19.351
12	31.041	34.433	33.916	39.991	2'19.381	194,2	15:41'38.732
13	31.089	<b>34.307</b>	<b>33.611</b>	<b>39.525</b>	<b>2'18.532</b>	194,9	15:43'57.264

#### 12° 22 N. KALININ (2'18.029)

Lap	Seg.1	Seg.2	Seg.3	Seg.4	Lap Time	km/h	Local Time
1							15:15'29.527
2	41.173	36.754	35.767	41.189	2'34.883P	98,7	15:18'04.410
3	31.486	35.186	35.369	40.147	2'22.188	199,6	15:20'26.598
4	30.839	34.503	34.333	40.171	2'19.846		15:22'46.444
5	30.929	34.441	33.964	40.039	2'19.373		15:25'05.817
6	30.813	34.791	40.485	39.772	2'25.861	196,7	15:27'31.678
7	30.491	<b>34.330</b>	<b>33.681</b>	<b>39.527</b>	<b>2'18.029</b>	<b>202,2</b>	15:29'49.707
8	<b>30.219</b>	34.806	33.959	39.726	2'18.710		15:32'08.417
9	30.703	34.441	33.870	39.564	2'18.578	0,8	15:34'26.995
10	32.147	35.060	34.531	5'03.434	6'45.172P	0,8	15:41'12.167
11	39.977	36.323	35.981	41.316	2'33.597P	103,0	15:43'45.764
12	30.846	34.437	33.876	40.244	2'19.403	195,3	15:46'05.167

#### 17° 85 K. SABATUCCI (2'18.685)

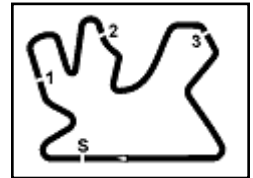
Lap	Seg.1	Seg.2	Seg.3	Seg.4	Lap Time	km/h	Local Time
1							15:25'17.952
2	41.934	38.093	36.245	41.722	2'37.994P	122,9	15:27'55.946
3	32.242	35.997	34.956	40.969	2'24.164	192,2	15:30'20.110
4	31.864	35.412	34.969	40.769	2'23.014	190,8	15:32'43.124
5	34.138	36.549	35.512	41.369	2'27.568	191,2	15:35'10.692
6	31.270	34.942	34.177	40.543	2'20.932	192,9	15:37'31.624
7	31.233	34.517	34.029	40.164	2'19.943	193,2	15:39'51.567
8	<b>30.918</b>	34.536	<b>33.292</b>	39.939	<b>2'18.685</b>	<b>200,7</b>	15:42'10.252
9	32.812	34.293	33.406	40.065	2'20.576	191,2	15:44'30.828

24/10/2019 P = Pits In/Out - C = Lap Time Cancelled

These data/results cannot be reproduced, stored and/or transmitted in whole or in part by any manner of electronic, mechanical, photocopying, recording, broadcasting or otherwise now known or herein after developed without the previous express consent by the copyright owner, except for reproduction in daily press and regular printed publications on sale to the public within 60 days of the event related to those data/results and always provided that copyright symbol appears together as follows below.

© DORNA WSBK ORGANIZATION Srl 2019





## Motul Qatar Round, 24-26 October 2019

### Chronological Analysis Free Practice 1st Session

Losail International Circuit 5.380 m

3 / 4

10 30.987 **34.252** 33.623 **39.861** 2'18.723 195,7 15:46'49.551 12 **31.140** **34.438** 33.855 39.748 2'19.181 197,8 15:45'50.499

18° 46 S. DI SORA (2'18.707)								22° 28 O. BONOLI (2'19.202)							
Lap	Seg.1	Seg.2	Seg.3	Seg.4	Lap Time	km/h	Local Time	Lap	Seg.1	Seg.2	Seg.3	Seg.4	Lap Time	km/h	Local Time
1							15:15'13.217	1							15:25'18.757
2	40.168	39.208	37.213	42.657	2'39.246P	122,0	15:17'52.463	2	42.707	37.884	36.402	41.716	2'38.709CP	99,1	15:27'57.466
3	32.525	36.418	35.243	41.377	2'25.563	193,9	15:20'18.026	3	32.793	36.460	35.418	2'46.425	4'31.096P	187,5	15:32'28.562
4	31.994	35.666	34.569	40.947	2'23.176	193,5	15:22'41.202	4	38.721	37.849	38.067	47.618	2'42.255P	125,6	15:35'10.817
5	31.705	35.211	35.258	40.045	2'22.219	193,2	15:25'03.421	5	31.642	34.934	34.891	40.490	2'21.957	193,5	15:37'32.774
6	31.394	35.653	34.669	40.332	2'22.048	194,9	15:27'25.469	6	31.411	34.904	34.131	41.003	2'21.449	194,6	15:39'54.223
7	31.358	35.003	34.126	40.350	2'20.837	196,4	15:29'46.306	7	30.948	34.861	33.901	40.180	2'19.890	197,1	15:42'14.113
8	<b>30.955</b>	35.030	34.118	40.056	2'20.159	<b>197,8</b>	15:32'06.465	8	30.902	34.705	<b>33.591</b>	<b>40.004</b>	<b>2'19.202</b>	<b>200,7</b>	15:44'33.315
9	31.319	35.073	33.760	40.103	2'20.255C	192,2	15:34'26.720	9	<b>30.703</b>	<b>34.498</b>	34.181	40.037	2'19.419	200,4	15:46'52.734
10	31.658	34.607	33.926	40.105	2'20.296	195,7	15:36'47.016								
11	31.100	34.545	33.889	39.956	2'19.490	193,5	15:39'06.506								
12	31.200	34.689	33.800	39.942	2'19.631	192,9	15:41'26.137								
13	31.062	<b>34.302</b>	33.597	<b>39.746</b>	<b>2'18.707</b>	194,2	15:43'44.844								
14	31.147	34.377	<b>33.594</b>	39.764	2'18.882	193,2	15:46'03.726								

19° 41 J. JAHNIG (2'18.790)							
Lap	Seg.1	Seg.2	Seg.3	Seg.4	Lap Time	km/h	Local Time
1							15:15'37.287
2	39.227	36.825	35.598	41.437	2'33.087P	127,1	15:18'10.374
3	31.609	35.136	34.617	40.308	2'21.670	197,1	15:20'32.044
4	31.291	34.694	34.035	40.148	2'20.168	201,1	15:22'52.212
5	31.756	34.754	<b>33.813</b>	<b>39.480</b>	2'19.803	199,6	15:25'12.015
6	<b>30.859</b>	34.460	<b>33.561</b>	39.916	2'18.796	<b>208,1</b>	15:27'30.811
7	30.955	35.303	33.923	39.777	2'19.958	202,2	15:29'50.769
8	31.315	34.534	33.673	40.286	2'19.808	199,6	15:32'10.577
9	31.266	35.328	35.301	40.813	2'22.708	195,7	15:34'33.285
10	31.256	<b>34.305</b>	35.587	3'28.098	5'09.246P	200,0	15:39'42.531
11	38.629	36.181	34.085	40.106	2'29.001P	118,4	15:42'11.532
12	31.153	34.578	33.775	39.805	2'19.311	198,2	15:44'30.843
13	31.073	34.441	33.674	39.602	<b>2'18.790</b>	195,3	15:46'49.633

20° 97 M. KAPPLER (2'18.841)							
Lap	Seg.1	Seg.2	Seg.3	Seg.4	Lap Time	km/h	Local Time
1							15:15'36.776
2	38.597	37.122	35.494	41.137	2'32.350P	127,2	15:18'09.126
3	31.957	35.750	34.654	40.613	2'22.974	196,7	15:20'32.100
4	31.279	35.113	34.216	39.725	2'20.333	200,7	15:22'52.433
5	31.128	34.789	33.732	39.752	2'19.401	<b>203,4</b>	15:25'11.834
6	31.131	<b>34.678</b>	33.625	<b>39.521</b>	2'18.955	202,6	15:27'30.789
7	<b>30.771</b>	34.807	<b>33.537</b>	39.726	<b>2'18.841</b>	203,0	15:29'49.630
8	32.797	35.143	33.936	3'29.605	5'11.481P	198,5	15:35'01.111
9	43.274	35.235	34.300	40.025	2'32.834P	84,0	15:37'33.945
10	30.871	34.908	33.665	40.423	2'19.867	197,4	15:39'53.812
11	31.084	35.024	33.840	40.063	2'20.011	196,7	15:42'13.823
12	31.075	34.691	33.651	40.103	2'19.520	197,1	15:44'33.343

21° 17 K. MEUFFELS (2'19.120)							
Lap	Seg.1	Seg.2	Seg.3	Seg.4	Lap Time	km/h	Local Time
1							15:15'50.047
2	39.969	38.573	37.207	43.435	2'39.184P	126,6	15:18'29.231
3	33.065	36.557	35.190	41.115	2'25.927	195,3	15:20'55.158
4	31.906	36.116	34.881	41.388	2'24.291	<b>198,5</b>	15:23'19.449
5	31.788	35.613	34.229	40.659	2'22.289	198,2	15:25'41.738
6	31.521	35.258	33.954	40.452	2'21.185	196,4	15:28'02.923
7	31.314	35.559	33.742	4'22.624	6'03.239P	197,8	15:34'06.162
8	36.922	35.315	34.034	40.509	2'26.780P	126,8	15:36'32.942
9	31.262	34.805	33.790	40.115	2'19.972	197,1	15:38'52.914
10	31.264	34.637	<b>33.421</b>	39.798	<b>2'19.120</b>	196,7	15:41'12.034
11	31.266	34.541	33.912	<b>39.565</b>	2'19.284	197,8	15:43'31.318

23° 27 F. ROVELLI (2'19.527)							
Lap	Seg.1	Seg.2	Seg.3	Seg.4	Lap Time	km/h	Local Time
1							15:16'35.381
2	39.750	39.767	37.511	42.195	2'39.223P	124,6	15:19'14.604
3	32.412	36.221	35.574	41.329	2'25.536	192,9	15:21'40.140
4	32.725	36.221	35.985	8'19.103	10'04.034P	194,2	15:31'44.174
5	37.781	36.048	35.250	40.889	2'29.968P	125,7	15:34'14.142
6	31.644	35.058	34.423	40.380	2'21.505	193,2	15:36'35.647
7	31.506	35.094	34.555	40.197	2'21.352	192,5	15:38'56.999
8	31.518	35.061	34.325	1'37.063	3'17.967P	192,5	15:42'14.966
9	37.520	34.925	33.989	40.415	2'26.849P	125,6	15:44'41.815
10	<b>31.198</b>	<b>34.792</b>	<b>33.695</b>	<b>39.842</b>	<b>2'19.527</b>	<b>196,4</b>	15:47'01.342

24° 36 B. NEILA (2'19.587)							
Lap	Seg.1	Seg.2	Seg.3	Seg.4	Lap Time	km/h	Local Time
1							15:15'33.588
2	41.227	38.286	36.110	41.488	2'37.111P	124,4	15:18'10.699
3	31.814	35.306	36.606	40.686	2'24.412	198,2	15:20'35.111
4	31.337	34.965	34.905	40.842	2'22.049	<b>200,0</b>	15:22'57.160
5	31.674	35.284	34.752	41.267	2'22.977	193,2	15:25'20.137
6	32.390	35.353	34.364	40.544	2'22.651	192,5	15:27'42.788
7	31.291	34.985	34.085	40.527	2'20.888	193,5	15:30'03.676
8	31.552	36.763	35.553	3'09.627	4'53.495P	192,2	15:34'57.171
9	42.395	36.367	35.085	40.671	2'34.518P	84,2	15:37'31.689
10	31.434	35.004	34.041	40.082	2'20.561	192,5	15:39'52.250
11	31.141	<b>34.511</b>	34.186	40.510	2'20.348	196,7	15:42'12.598
12	31.134	34.615	<b>33.870</b>	<b>39.968</b>	<b>2'19.587</b>	196,7	15:44'32.185
13	<b>31.016</b>	34.525	34.174	40.184	2'19.899	196,7	15:46'52.084

25° 23 P. GIACOMINI (2'19.920)							
Lap	Seg.1	Seg.2	Seg.3	Seg.4	Lap Time	km/h	Local Time
1							15:15'18.736
2	39.809	37.641	36.467	41.925	2'35.842P	124,1	15:17'54.578
3	32.601	36.370	35.241	40.792	2'25.004	197,1	15:20'19.582
4	32.431	35.773	35.097	40.616	2'23.917	195,3	15:22'43.499
5	31.860	35.285	34.090	40.051	2'21.286	195,7	15:25'04.785
6	31.433	35.013	34.109	40.134	2'20.689	194,6	15:27'25.474
7	33.267	35.406	34.736	39.729	2'23.138	192,9	15:29'48.612
8	31.286	35.091	<b>33.809</b>	2'20.970	4'01.156P	<b>204,2</b>	15:33'49.768
9	47.912	37.673	36.796	40.940	2'43.321P	97,6	15:36'33.089
10	31.631	34.709	34.691	39.960	2'20.991	196,4	15:38'54.080
11	31.334	34.751	33.885	40.253	2'20.223	196,4	15:41'14.303
12	31.478	34.798	33.957	<b>39.687</b>	<b>2'19.920</b>	195,3	15:43'34.223
13	<b>31.154</b>	<b>34.457</b>	37.547	39.773	2'22.931	195,3	15:45'57.154

26° 45 M. FAEROZI T. (2'20.062)							
Lap	Seg.1	Seg.2	Seg.3	Seg.4	Lap Time	km/h	Local Time
1							15:16'23.801

24/10/2019 P = Pits In/Out - C = Lap Time Cancelled

These data/results cannot be reproduced, stored and/or transmitted in whole or in part by any manner of electronic, mechanical, photocopying, recording, broadcasting or otherwise now known or herein after developed without the previous express consent by the copyright owner, except for reproduction in daily press and regular printed publications on sale to the public within 60 days of the event related to those data/results and always provided that copyright symbol appears together as follows below.

© DORNA WSBK ORGANIZATION Srl 2019



Official Fuel Supplier

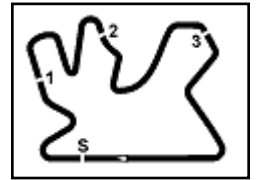


Official Tyre Supplier



Official Timekeeper





## Motul Qatar Round, 24-26 October 2019

### Chronological Analysis Free Practice 1st Session

Losail International Circuit 5.380 m

4 / 4

2	39.988	37.537	36.765	41.527	2'35.817P	122,3	15:18'59.618
3	32.090	35.967	37.031	41.946	2'27.034	189,5	15:21'26.652
4	32.269	36.352	35.385	41.551	2'25.557	188,5	15:23'52.209
5	32.187	35.378	35.400	41.555	2'24.520	189,8	15:26'16.729
6	31.971	35.350	35.413	41.122	2'23.856	187,2	15:28'40.585
7	32.019	35.387	34.751	41.539	2'23.696	187,8	15:31'04.281
8	31.880	35.405	36.211	2'22.082	4'05.578P	187,8	15:35'09.859
9	37.042	35.095	34.297	40.755	2'27.189P	124,7	15:37'37.048
10	31.833	34.700	34.333	40.732	2'21.598	189,8	15:39'58.646
11	31.654	35.244	34.255	40.272	2'21.425	189,8	15:42'20.071
12	31.593	34.629	<b>34.092</b>	40.432	2'20.746	<b>190,1</b>	15:44'40.817
13	<b>31.461</b>	<b>34.543</b>	34.111	<b>39.947</b>	<b>2'20.062</b>	188,2	15:47'00.879

27° 64 H. DE CANCELLIS (2'20.554)							
Lap	Seg.1	Seg.2	Seg.3	Seg.4	Lap Time	km/h	Local Time
1							15:20'19.765
2	48.045	36.557	35.238	40.813	2'40.653P	74,1	15:23'00.418
3	31.625	34.657	34.176	<b>40.164</b>	2'20.622	<b>190,8</b>	15:25'21.040
4	31.549	34.675	34.160	40.170	<b>2'20.554</b>	<b>190,8</b>	15:27'41.594
5	31.316	34.788	34.058	3'37.676	5'17.838P	190,1	15:32'59.432
6	42.569	44.538	41.681	40.404	2'49.192P	87,2	15:35'48.624
7	31.254	34.677	36.351	41.012	2'23.294	189,5	15:38'11.918
8	<b>31.204</b>	34.903	34.213	40.274	2'20.594	188,8	15:40'32.512
9	31.737	<b>34.263</b>	34.179	1'21.462	3'01.641P	188,5	15:43'34.153
10	39.291	37.170	<b>33.978</b>	40.981	2'31.420P	108,0	15:46'05.573

28° 84 K. ALOISI (2'20.849)							
Lap	Seg.1	Seg.2	Seg.3	Seg.4	Lap Time	km/h	Local Time
1							15:15'15.925
2	39.952	38.635	36.685	42.516	2'37.788P	123,9	15:17'53.713
3	32.438	36.761	35.384	41.512	2'26.095	192,9	15:20'19.808
4	31.937	35.861	34.703	41.253	2'23.754	<b>199,3</b>	15:22'43.562
5	31.690	36.001	34.867	40.954	2'23.512	198,5	15:25'07.074
6	31.643	35.230	34.350	3'35.794	5'17.017P	196,0	15:30'24.091
7	38.375	35.655	34.763	41.250	2'30.043P	119,3	15:32'54.134
8	32.355	35.089	34.501	<b>40.435</b>	2'22.380	190,8	15:35'16.514
9	31.821	35.025	<b>34.087</b>	41.249	2'22.182	192,5	15:37'38.696
10	<b>31.372</b>	<b>34.875</b>	34.124	40.478	<b>2'20.849</b>	191,5	15:39'59.545

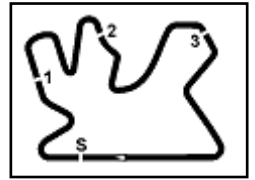
29° 90 D. DANIELS (2'24.837)							
Lap	Seg.1	Seg.2	Seg.3	Seg.4	Lap Time	km/h	Local Time
1							15:15'36.421
2	41.903	40.341	38.769	44.390	2'45.403P	121,3	15:18'21.824
3	33.812	37.706	37.453	43.305	2'32.276		15:20'54.100
4	33.550	37.069	36.457	42.427	2'29.503	186,2	15:23'23.603
5	32.751	37.176	37.292	42.712	2'29.931	<b>189,5</b>	15:25'53.534
6	32.738	36.856	36.643	42.373	2'28.610	187,5	15:28'22.144
7	32.881	37.023	35.743	42.078	2'27.725	187,5	15:30'49.869
8	32.687	36.362	36.179	2'37.958	4'23.186P	188,5	15:35'13.055
9	41.372	36.342	35.729	41.991	2'35.434P	106,2	15:37'48.489
10	32.495	36.078	35.659	41.452	2'25.684	189,1	15:40'14.173
11	32.533	<b>35.986</b>	35.561	41.322	2'25.402	188,8	15:42'39.575
12	<b>32.080</b>	36.162	<b>35.386</b>	<b>41.209</b>	<b>2'24.837</b>	189,1	15:45'04.412

24/10/2019 P = Pits In/Out - C = Lap Time Cancelled

These data/results cannot be reproduced, stored and/or transmitted in whole or in part by any manner of electronic, mechanical, photocopying, recording, broadcasting or otherwise now known or herein after developed without the previous express consent by the copyright owner, except for reproduction in daily press and regular printed publications on sale to the public within 60 days of the event related to those data/results and always provided that copyright symbol appears together as follows below.

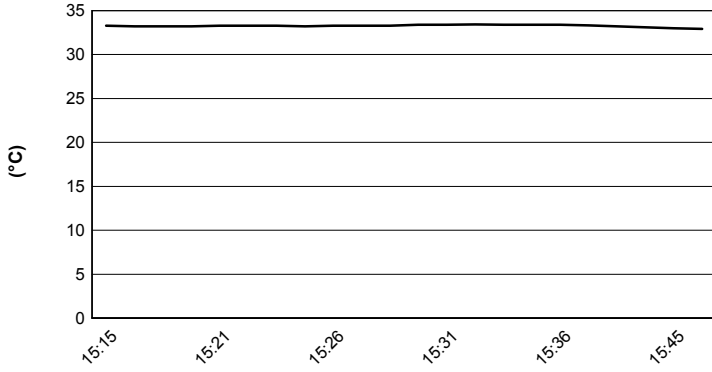
© DORNA WSBK ORGANIZATION Srl 2019



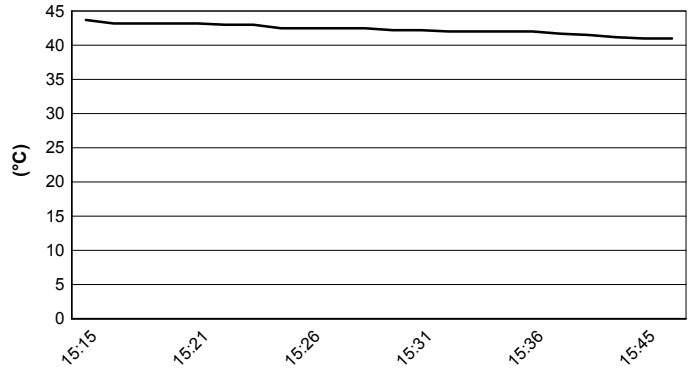


**Motul Qatar Round, 24-26 October 2019**  
**Weather Report Free Practice 1st Session**  
 Session started 15:15 - Session ended 15:47

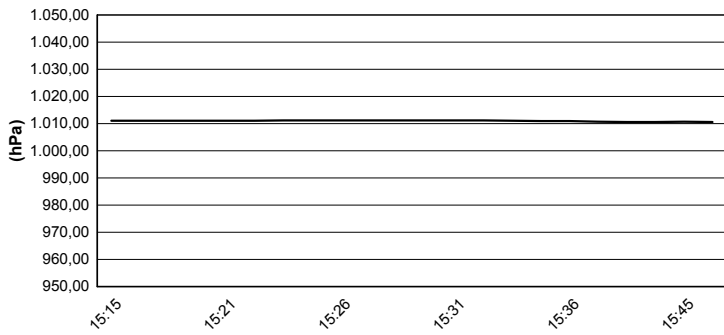
**Air Temperature**



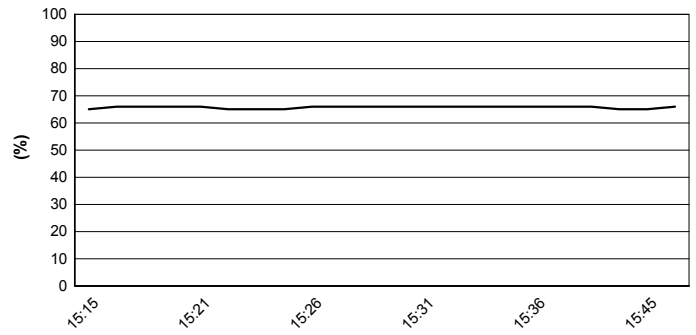
**Track Temperature**



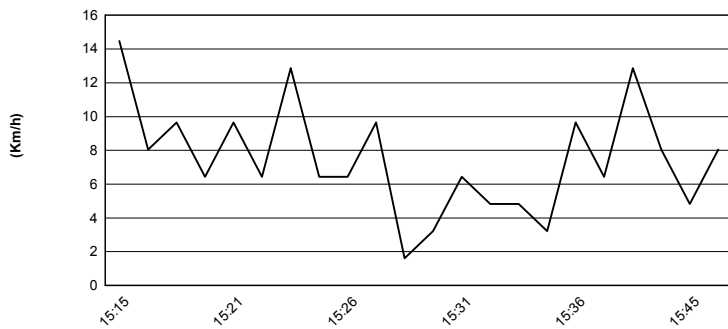
**Air Pressure**



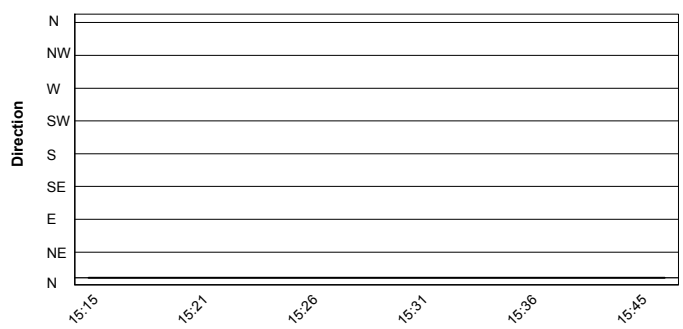
**Humidity**



**Wind Speed**



**Wind Direction**



24/10/2019

These data/results cannot be reproduced, stored and/or transmitted in whole or in part by any manner of electronic, mechanical, photocopying, recording, broadcasting or otherwise now known or herein after developed without the previous express consent by the copyright owner, except for reproduction in daily press and regular printed publications on sale to the public within 60 days of the event related to those data/results and always provided that copyright symbol appears together as follows below.

© DORNA WSBK ORGANIZATION Srl 2019



Official Fuel Supplier



FICR PERUGIA TIMING

Official Tyre Supplier



Official Timekeeper