

Motul Qatar Round, 24-26 October 2019

Results Warm Up

Losail International Circuit 5.380 m

1 / 2

No.	Rider	Nat	Team	Bike	Time	Gap	Rel.	Laps	Speed	
									Avg	Max
1	17 K. MEUFFELS	NED	Kawasaki MOTOPOST	Kawasaki Ninja 400	2'15.590			7	142,842	207,7
2	95 S. DEROUÉ	NED	Kawasaki MOTOPOST	Kawasaki Ninja 400	2'15.647	0.057	0.057	7	142,782	204,9
3	10 U. ORRADRE	ESP	BCD Yamaha MS Racing	Yamaha YZF-R3	2'15.886	0.296	0.239	7	142,531	201,9
4	71 T. EDWARDS	AUS	Kawasaki ParkinGO Team	Kawasaki Ninja 400	2'15.961	0.371	0.075	7	142,453	200,7
5	66 D. OTTEN	NED	MTM Racing Team	Kawasaki Ninja 400	2'15.984	0.394	0.023	7	142,429	203,0
6	88 B. IERACI	ITA	Kawasaki GP Project	Kawasaki Ninja 400	2'16.023	0.433	0.039	7	142,388	204,5
7	18 M. GONZALEZ	ESP	Kawasaki ParkinGO Team	Kawasaki Ninja 400	2'16.082	0.492	0.059	6	142,326	
8	97 M. KAPPLER	GER	Freudenberg KTM WorldSSP Team	KTM RC 390 R	2'16.140	0.550	0.058	7	142,265	201,9
9	42 M. GARCIA	ESP	DS Junior Team	Kawasaki Ninja 400	2'16.143	0.553	0.003	7	142,262	203,0
10	64 H. DE CANCELLIS	FRA	Team Trasimeno Yamaha	Yamaha YZF-R3	2'16.158	0.568	0.015	7	142,247	200,4
11	22 N. KALININ	UKR	Nutec - RT Motorsports by SKM - Kawasaki	Kawasaki Ninja 400	2'16.165	0.575	0.007	7	142,239	205,7
12	69 J. BUIS	NED	MTM Racing Team	Kawasaki Ninja 400	2'16.175	0.585	0.010	7	142,229	200,7
13	72 V. STEEMAN	NED	Freudenberg KTM Junior Team	KTM RC 390 R	2'16.203	0.613	0.028	7	142,200	201,5
14	25 A. VERDOÍA	FRA	BCD Yamaha MS Racing	Yamaha YZF-R3	2'16.293	0.703	0.090	7	142,106	199,6
15	1 A. CARRASCO	ESP	Kawasaki Provec WorldSSP300	Kawasaki Ninja 400	2'16.310	0.720	0.017	5	142,088	200,7
16	61 Y. OKAYA	JPN	DS Junior Team	Kawasaki Ninja 400	2'16.569	0.979	0.259	7	141,818	207,7
17	39 J. PEREZ GONZALEZ	ESP	DS Junior Team	Kawasaki Ninja 400	2'16.938	1.348	0.369	7	141,436	199,3
18	41 J. JAHNIG	GER	Freudenberg KTM Junior Team	KTM RC 390 R	2'16.967	1.377	0.029	7	141,406	200,7
19	45 M. FAEROZI T.	INA	Semakin Di Depan Biblion Motoxracing	Yamaha YZF-R3	2'16.990	1.400	0.023	5	141,383	201,9
20	85 K. SABATUCCI	ITA	Team Trasimeno Yamaha	Yamaha YZF-R3	2'17.271	1.681	0.281	7	141,093	204,5
21	55 G. HENDRA PRATAMA	INA	Semakin Di Depan Biblion Motoxracing	Yamaha YZF-R3	2'17.288	1.698	0.017	7	141,076	189,1
22	52 O. KÖNIG	CZE	Freudenberg KTM WorldSSP Team	KTM RC 390 R	2'17.397	1.807	0.109	7	140,964	200,4
23	27 F. ROVELLI	ITA	Kawasaki ParkinGO Team	Kawasaki Ninja 400	2'17.582	1.992	0.185	5	140,774	198,9
24	28 O. BONOLI	ITA	Team Trasimeno Yamaha	Yamaha YZF-R3	2'17.797	2.207	0.215	7	140,555	195,7
25	46 S. DI SORA	FRA	Flembbo Leader Team	Kawasaki Ninja 400	2'17.976	2.386	0.179	5	140,372	199,3
26	36 B. NEILA	ESP	BCD Yamaha MS Racing	Yamaha YZF-R3	2'18.393	2.803	0.417	7	139,949	200,0
27	23 P. GIACOMINI	ITA	Kawasaki GP Project	Kawasaki Ninja 400	2'19.495	3.905	1.102	7	138,844	202,6
28	90 D. DANIELS	USA	BCD Yamaha MS Racing	Yamaha YZF-R3	2'23.438	7.848	3.943	7	135,027	191,2

AIR	Humidity:	62%	Temp:	33°C
TRACK	Condition:	Dry	Temp:	46°C

Records	Pole	(SP)	2019 A.Carrasco	144,390 Km/h
	Race	(SP)	2019 A.Carrasco	
	All Times	(SP)	2019 A.Carrasco	2'14.139 144,390 Km/h

Start 26/10/2019 14:25 End 14:42 The results are provisional until the end of the time limit for protests and appeals and the completion of the technical checks.

These data/results cannot be reproduced, stored and/or transmitted in whole or in part by any manner of electronic, mechanical, photocopying, recording, broadcasting or otherwise now known or herein after developed without the previous express consent by the copyright owner, except for reproduction in daily press and regular printed publications on sale to the public within 60 days of the event related to those data/results and always provided that copyright symbol appears together as follows below.

© DORNA WSBK ORGANIZATION Srl 2019



Motul Qatar Round, 24-26 October 2019

Results Warm Up

Losail International Circuit 5.380 m

2 / 2

Session Highlights

Local Time	No. Rider	Description
14.25.00		Start
14.27.51	18 M. GONZALEZ	Check Transponder
14.30.26	85 K. SABATUCCI	Lap Cancelled (2'17.674) - Exceeded Track Limits - Turn 16
14.30.32	64 H. DE CANCELLIS	Lap Cancelled (2'17.985) - Exceeded Track Limits - Turn 16
14.30.38	72 V. STEEMAN	Lap Cancelled (2'16.794) - Exceeded Track Limits - Turn 16
14.30.46	36 B. NEILA	Lap Cancelled (2'19.232) - Exceeded Track Limits - Turn 16
14.32.07	27 F. ROVELLI	Crashed - Turn 16
14.32.33	27 F. ROVELLI	Re-joined
14.32.50	52 O. KÖNIG	Lap Cancelled (2'18.416) - Exceeded Track Limits - Turn 15
14.32.58	23 P. GIACOMINI	Lap Cancelled (2'22.825) - Exceeded Track Limits - Turn 15
14.34.44	23 P. GIACOMINI	Lap Cancelled (2'18.762) - Exceeded Track Limits - Turn 15
14.35.40	55 G. HENDRA PRATAMA	Lap Cancelled (2'18.355) - Exceeded Track Limits - Turn 16
14.36.48	27 F. ROVELLI	On Asphalt - Re-Joined - Turn 6
14.36.57	97 M. KAPPLER	Lap Cancelled (2'19.708) - Exceeded Track Limits - Turn 15
14.39.40	95 S. DEROUE	Lap Cancelled (2'15.524) - Exceeded Track Limits - Turn 13
14.39.48	97 M. KAPPLER	Lap Cancelled (2'17.455) - Exceeded Track Limits - Turn 13
14.39.57	45 M. FAEROZI T.	Crashed - Turn 5
14.42.27		End Of Session

Fastest Laps Sequence

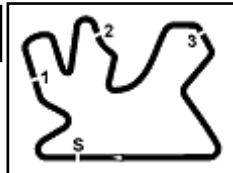
No.	Rider	Nat	Team	Bike	Local Time	Time	Gap	Avg
17	K. MEUFFELS	NED	Kawasaki MOTOPOST	Kawasaki Ninja 400	14:29'42.685	2'16.762		141,618
95	S. DEROUE	NED	Kawasaki MOTOPOST	Kawasaki Ninja 400	14:29'44.052	2'16.434	-0.328	141,959
66	D. OTTEN	NED	MTM Racing Team	Kawasaki Ninja 400	14:29'44.883	2'15.984	-0.450	142,429
95	S. DEROUE	NED	Kawasaki MOTOPOST	Kawasaki Ninja 400	14:31'59.699	2'15.647	-0.337	142,782
17	K. MEUFFELS	NED	Kawasaki MOTOPOST	Kawasaki Ninja 400	14:38'54.968	2'15.590	-0.057	142,842

Start 14:25 End 14:42 The results are provisional until the end of the time limit for protests and appeals and the completion of the technical checks.

These data/results cannot be reproduced, stored and/or transmitted in whole or in part by any manner of electronic, mechanical, photocopying, recording, broadcasting or otherwise now known or herein after developed without the previous express consent by the copyright owner, except for reproduction in daily press and regular printed publications on sale to the public within 60 days of the event related to those data/results and always provided that copyright symbol appears together as follows below.

© DORNA WSBK ORGANIZATION Srl 2019





Motul Qatar Round, 24-26 October 2019

Best Sectors & Speed Warm Up

Losail International Circuit 5.380 m

BEST LAP		
1	17 K. MEUFFELS	Kawasaki Ninja 400 2'15.590
2	95 S. DEROUE	Kawasaki Ninja 400 2'15.647
3	10 U. ORRADRE	Yamaha YZF-R3 2'15.886
4	71 T. EDWARDS	Kawasaki Ninja 400 2'15.961
5	66 D. OTTEN	Kawasaki Ninja 400 2'15.984
6	88 B. IERACI	Kawasaki Ninja 400 2'16.023
7	18 M. GONZALEZ	Kawasaki Ninja 400 2'16.082
8	97 M. KAPPLER	KTM RC 390 R 2'16.140
9	42 M. GARCIA	Kawasaki Ninja 400 2'16.143
10	64 H. DE CANCELLIS	Yamaha YZF-R3 2'16.158
11	22 N. KALININ	Kawasaki Ninja 400 2'16.165
12	69 J. BUIS	Kawasaki Ninja 400 2'16.175
13	72 V. STEEMAN	KTM RC 390 R 2'16.203
14	25 A. VERDOÍA	Yamaha YZF-R3 2'16.293
15	1 A. CARRASCO	Kawasaki Ninja 400 2'16.310
16	61 Y. OKAYA	Kawasaki Ninja 400 2'16.569
17	39 J. PEREZ GONZALEZ	Kawasaki Ninja 400 2'16.938
18	41 J. JAHNIG	KTM RC 390 R 2'16.967
19	45 M. FAEROZI T.	Yamaha YZF-R3 2'16.990
20	85 K. SABATUCCI	Yamaha YZF-R3 2'17.271
21	55 G. HENDRA PRATAMA	Yamaha YZF-R3 2'17.288
22	52 O. KÖNIG	KTM RC 390 R 2'17.397
23	27 F. ROVELLI	Kawasaki Ninja 400 2'17.582
24	28 O. BONOLI	Yamaha YZF-R3 2'17.797
25	46 S. DI SORA	Kawasaki Ninja 400 2'17.976
26	36 B. NEILA	Yamaha YZF-R3 2'18.393
27	23 P. GIACOMINI	Kawasaki Ninja 400 2'19.495
28	90 D. DANIELS	Yamaha YZF-R3 2'23.438

SPEED		
1	17 K. MEUFFELS	Kawasaki Ninja 400 207,7
2	61 Y. OKAYA	Kawasaki Ninja 400 207,7
3	22 N. KALININ	Kawasaki Ninja 400 205,7
4	95 S. DEROUE	Kawasaki Ninja 400 204,9
5	88 B. IERACI	Kawasaki Ninja 400 204,5
6	85 K. SABATUCCI	Yamaha YZF-R3 204,5
7	66 D. OTTEN	Kawasaki Ninja 400 203,0
8	42 M. GARCIA	Kawasaki Ninja 400 203,0
9	23 P. GIACOMINI	Kawasaki Ninja 400 202,6
10	97 M. KAPPLER	KTM RC 390 R 201,9
11	45 M. FAEROZI T.	Yamaha YZF-R3 201,9
12	10 U. ORRADRE	Yamaha YZF-R3 201,9
13	72 V. STEEMAN	KTM RC 390 R 201,5
14	71 T. EDWARDS	Kawasaki Ninja 400 200,7
15	1 A. CARRASCO	Kawasaki Ninja 400 200,7
16	69 J. BUIS	Kawasaki Ninja 400 200,7
17	41 J. JAHNIG	KTM RC 390 R 200,7
18	52 O. KÖNIG	KTM RC 390 R 200,4
19	64 H. DE CANCELLIS	Yamaha YZF-R3 200,4
20	36 B. NEILA	Yamaha YZF-R3 200,0
21	25 A. VERDOÍA	Yamaha YZF-R3 199,6
22	46 S. DI SORA	Kawasaki Ninja 400 199,3
23	39 J. PEREZ GONZALEZ	Kawasaki Ninja 400 199,3
24	27 F. ROVELLI	Kawasaki Ninja 400 198,9
25	28 O. BONOLI	Yamaha YZF-R3 195,7
26	90 D. DANIELS	Yamaha YZF-R3 191,2
27	55 G. HENDRA PRATAMA	Yamaha YZF-R3 189,1

SEG. 1			SEG. 2			SEG. 3			SEG. 4		
1	71 T. EDWARDS	30.155	1	42 M. GARCIA	33.366	1	95 S. DEROUE	32.583	1	17 K. MEUFFELS	38.636
2	66 D. OTTEN	30.173	2	10 U. ORRADRE	33.389	2	25 A. VERDOÍA	32.660	2	64 H. DE CANCELLIS	38.636
3	22 N. KALININ	30.178	3	95 S. DEROUE	33.436	3	17 K. MEUFFELS	32.693	3	97 M. KAPPLER	38.741
4	72 V. STEEMAN	30.210	4	22 N. KALININ	33.447	4	66 D. OTTEN	32.700	4	10 U. ORRADRE	38.758
5	95 S. DEROUE	30.247	5	25 A. VERDOÍA	33.455	5	88 B. IERACI	32.740	5	42 M. GARCIA	38.796
6	10 U. ORRADRE	30.248	6	1 A. CARRASCO	33.508	6	71 T. EDWARDS	32.762	6	88 B. IERACI	38.804
7	17 K. MEUFFELS	30.266	7	66 D. OTTEN	33.538	7	97 M. KAPPLER	32.790	7	95 S. DEROUE	38.808
8	61 Y. OKAYA	30.308	8	55 G. HENDRA PRATAMA	33.544	8	22 N. KALININ	32.825	8	69 J. BUIS	38.836
9	88 B. IERACI	30.368	9	72 V. STEEMAN	33.604	9	41 J. JAHNIG	32.834	9	66 D. OTTEN	38.837
10	97 M. KAPPLER	30.465	10	69 J. BUIS	33.630	10	42 M. GARCIA	32.870	10	22 N. KALININ	38.868
11	69 J. BUIS	30.475	11	64 H. DE CANCELLIS	33.697	11	27 F. ROVELLI	32.888	11	61 Y. OKAYA	38.978
12	25 A. VERDOÍA	30.475	12	97 M. KAPPLER	33.705	12	72 V. STEEMAN	32.890	12	1 A. CARRASCO	39.008
13	45 M. FAEROZI T.	30.503	13	71 T. EDWARDS	33.714	13	1 A. CARRASCO	32.902	13	72 V. STEEMAN	39.094
14	42 M. GARCIA	30.518	14	27 F. ROVELLI	33.734	14	10 U. ORRADRE	32.916	14	25 A. VERDOÍA	39.108
15	64 H. DE CANCELLIS	30.525	15	61 Y. OKAYA	33.755	15	64 H. DE CANCELLIS	32.921	15	71 T. EDWARDS	39.151
16	41 J. JAHNIG	30.545	16	39 J. PEREZ GONZALEZ	33.763	16	61 Y. OKAYA	32.957	16	45 M. FAEROZI T.	39.164
17	1 A. CARRASCO	30.552	17	88 B. IERACI	33.767	17	39 J. PEREZ GONZALEZ	32.959	17	41 J. JAHNIG	39.261
18	39 J. PEREZ GONZALEZ	30.640	18	17 K. MEUFFELS	33.796	18	85 K. SABATUCCI	32.977	18	39 J. PEREZ GONZALEZ	39.296
19	52 O. KÖNIG	30.645	19	85 K. SABATUCCI	33.808	19	69 J. BUIS	33.005	19	55 G. HENDRA PRATAMA	39.334
20	27 F. ROVELLI	30.677	20	45 M. FAEROZI T.	33.836	20	45 M. FAEROZI T.	33.088	20	85 K. SABATUCCI	39.385
21	28 O. BONOLI	30.767	21	46 S. DI SORA	33.843	21	52 O. KÖNIG	33.135	21	27 F. ROVELLI	39.480
22	85 K. SABATUCCI	30.810	22	41 J. JAHNIG	33.929	22	36 B. NEILA	33.196	22	52 O. KÖNIG	39.520
23	46 S. DI SORA	30.840	23	52 O. KÖNIG	33.963	23	28 O. BONOLI	33.198	23	28 O. BONOLI	39.644
24	36 B. NEILA	30.893	24	28 O. BONOLI	33.982	24	55 G. HENDRA PRATAMA	33.305	24	46 S. DI SORA	39.699
25	55 G. HENDRA PRATAMA	30.910	25	23 P. GIACOMINI	34.200	25	46 S. DI SORA	33.381	25	36 B. NEILA	39.732
26	23 P. GIACOMINI	31.124	26	36 B. NEILA	34.267	26	23 P. GIACOMINI	33.515	26	23 P. GIACOMINI	39.807
27	90 D. DANIELS	31.851	27	90 D. DANIELS	35.446	27	90 D. DANIELS	34.621	27	90 D. DANIELS	41.020

26/10/2019

These data/results cannot be reproduced, stored and/or transmitted in whole or in part by any manner of electronic, mechanical, photocopying, recording, broadcasting or otherwise now known or herein after developed without the previous express consent by the copyright owner, except for reproduction in daily press and regular printed publications on sale to the public within 60 days of the event related to those data/results and always provided that copyright symbol appears together as follows below.

© DORNA WSBK ORGANIZATION Srl 2019



Official Fuel Supplier

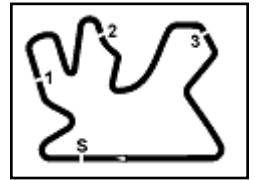


FICR PERUGIA TIMING

Official Tyre Supplier



Official Timekeeper



Motul Qatar Round, 24-26 October 2019

Ideal Times Warm Up

Losail International Circuit 5.380 m

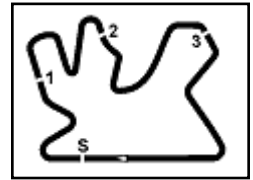
No.	Rider	Nat	Bike	Seg. 1	Seg. 2	Seg. 3	Seg. 4	Ideal Time			
				Diff. 1	Diff. 2	Diff. 3	Diff. 4	Best Lap	Pos.	Diff.	
1	95 S. DEROUE	NED	Kawasaki Ninja 400	30.247 +0.076	33.436 +0.116	32.583 +0.095	38.808 +0.286	2'15.074 2'15.647	2	0.573	
2	66 D. OTTEN	NED	Kawasaki Ninja 400	30.173 +0.383	33.538 +0.252	32.700 +0.101	38.837	2'15.248 2'15.984	5	0.736	
3	10 U. ORRADRE	ESP	Yamaha YZF-R3	30.248	33.389	32.916 +0.049	38.758 +0.526	2'15.311 2'15.886	3	0.575	
4	22 N. KALININ	UKR	Kawasaki Ninja 400	30.178	33.447 +0.422	32.825 +0.425	38.868	2'15.318 2'16.165	11	0.847	
5	17 K. MEUFFELS	NED	Kawasaki Ninja 400	30.266 +0.194	33.796 +0.005	32.693	38.636	2'15.391 2'15.590	1	0.199	
6	42 M. GARCIA	ESP	Kawasaki Ninja 400	30.518 +0.046	33.366	32.870	38.796 +0.547	2'15.550 2'16.143	9	0.593	
7	88 B. IERACI	ITA	Kawasaki Ninja 400	30.368 +0.115	33.767 +0.022	32.740 +0.207	38.804	2'15.679 2'16.023	6	0.344	
8	25 A. VERDOIA	FRA	Yamaha YZF-R3	30.475 +0.096	33.455	32.660	39.108 +0.499	2'15.698 2'16.293	14	0.595	
9	97 M. KAPPLER	GER	KTM RC 390 R	30.465	33.705	32.790 +0.044	38.741 +0.395	2'15.701 2'16.140	8	0.439	
10	64 H. DE CANCELLIS	FRA	Yamaha YZF-R3	30.525	33.697 +0.379	32.921	38.636	2'15.779 2'16.158	10	0.379	
11	71 T. EDWARDS	AUS	Kawasaki Ninja 400	30.155 +0.020	33.714 +0.159	32.762	39.151	2'15.782 2'15.961	4	0.179	
12	72 V. STEEMAN	NED	KTM RC 390 R	30.210	33.604 +0.145	32.890 +0.202	39.094 +0.058	2'15.798 2'16.203	13	0.405	
13	69 J. BUIS	NED	Kawasaki Ninja 400	30.475	33.630 +0.229	33.005	38.836	2'15.946 2'16.175	12	0.229	
14	1 A. CARRASCO	ESP	Kawasaki Ninja 400	30.552 +0.024	33.508 +0.234	32.902 +0.082	39.008	2'15.970 2'16.310	15	0.340	
15	61 Y. OKAYA	JPN	Kawasaki Ninja 400	30.308	33.755	32.957 +0.062	38.978 +0.509	2'15.998 2'16.569	16	0.571	
16	41 J. JAHNIG	GER	KTM RC 390 R	30.545 +0.094	33.929 +0.304	32.834	39.261	2'16.569 2'16.967	18	0.398	
17	45 M. FAEROZI T.	INA	Yamaha YZF-R3	30.503	33.836	33.088	39.164 +0.399	2'16.591 2'16.990	19	0.399	
18	39 J. PEREZ GONZALEZ	ESP	Kawasaki Ninja 400	30.640	33.763	32.959 +0.107	39.296 +0.173	2'16.658 2'16.938	17	0.280	
19	27 F. ROVELLI	ITA	Kawasaki Ninja 400	30.677 +0.157	33.734 +0.174	32.888 +0.288	39.480 +0.184	2'16.779 2'17.582	23	0.803	
20	85 K. SABATUCCI	ITA	Yamaha YZF-R3	30.810 +0.011	33.808 +0.125	32.977 +0.155	39.385	2'16.980 2'17.271	20	0.291	
21	55 G. HENDRA PRATAMA	INA	Yamaha YZF-R3	30.910	33.544 +0.195	33.305	39.334	2'17.093 2'17.288	21	0.195	
22	52 O. KÖNIG	CZE	KTM RC 390 R	30.645 +0.134	33.963	33.135	39.520	2'17.263 2'17.397	22	0.134	
23	28 O. BONOLI	ITA	Yamaha YZF-R3	30.767 +0.200	33.982	33.198 +0.006	39.644	2'17.591 2'17.797	24	0.206	
24	46 S. DI SORA	FRA	Kawasaki Ninja 400	30.840 +0.168	33.843	33.381 +0.045	39.699	2'17.763 2'17.976	25	0.213	
25	36 B. NEILA	ESP	Yamaha YZF-R3	30.893 +0.159	34.267 +0.113	33.196 +0.033	39.732	2'18.088 2'18.393	26	0.305	
26	23 P. GIACOMINI	ITA	Kawasaki Ninja 400	31.124 +0.160	34.200 +0.215	33.515 +0.417	39.807 +0.057	2'18.646 2'19.495	27	0.849	
27	90 D. DANIELS	USA	Yamaha YZF-R3	31.851 +0.343	35.446 +0.035	34.621 +0.122	41.020	2'22.938 2'23.438	28	0.500	
	18 M. GONZALEZ	ESP	Kawasaki Ninja 400	One or more sectors missing					2'16.082		
Overall Ideal Time				30.155	33.366	32.583	38.636	2'14.740			

26/10/2019

These data/results cannot be reproduced, stored and/or transmitted in whole or in part by any manner of electronic, mechanical, photocopying, recording, broadcasting or otherwise now known or herein after developed without the previous express consent by the copyright owner, except for reproduction in daily press and regular printed publications on sale to the public within 60 days of the event related to those data/results and always provided that copyright symbol appears together as follows below.

© DORNA WSBK ORGANIZATION Srl 2019





Motul Qatar Round, 24-26 October 2019

Chronological Analysis Warm Up

Losail International Circuit 5.380 m

1 / 3

1° 17 K. MEUFFELS (2'15.590)							
Lap	Seg.1	Seg.2	Seg.3	Seg.4	Lap Time	km/h	Local Time
1							14:24'55.812
2	42.161	35.015	33.252	39.683	2'30.111P	127,2	14:27'25.923
3	30.641	34.004	33.011	39.106	2'16.762	199,3	14:29'42.685
4	30.615	34.201	33.003	39.516	2'17.335	194,6	14:32'00.020
5	30.571	33.796	32.705	39.271	2'16.343	194,2	14:34'16.363
6	30.767	36.275	36.763	39.210	2'23.015	195,7	14:36'39.378
7	30.460	33.801	32.693	38.636	2'15.590	203,0	14:38'54.968
8	30.266	33.821	32.899	38.887	2'15.873	207,7	14:41'10.841

6	30.483	33.789	32.947	38.804	2'16.023	200,7	14:36'37.852
7	32.970	33.878	32.752	38.881	2'18.481	201,5	14:38'56.333
8	30.388	34.250	32.852	38.889	2'16.379	200,0	14:41'12.712

2° 95 S. DEROUE (2'15.647)							
Lap	Seg.1	Seg.2	Seg.3	Seg.4	Lap Time	km/h	Local Time
1							14:24'56.432
2	41.392	34.902	33.027	41.865	2'31.186P	125,7	14:27'27.618
3	30.563	34.079	32.583	39.209	2'16.434	204,9	14:29'44.052
4	30.323	33.552	32.678	39.094	2'15.647	199,6	14:31'59.699
5	30.682	33.504	32.697	42.074	2'18.957	193,9	14:34'18.656
6	30.269	33.875	37.065	39.168	2'20.377	202,2	14:36'39.033
7	30.247	33.436	32.884	38.957	2'15.524C	201,1	14:38'54.557
8	30.851	33.913	32.739	38.808	2'16.311	200,0	14:41'10.868

7° 18 M. GONZALEZ (2'16.082)							
Lap	Seg.1	Seg.2	Seg.3	Seg.4	Lap Time	km/h	Local Time
1							14:27'40.354
2							14:30'01.812
3							14:32'20.436
4							2'16.082
5							3'02.575P
6							2'21.070P
7							2'17.045

3° 10 U. ORRADRE (2'15.886)							
Lap	Seg.1	Seg.2	Seg.3	Seg.4	Lap Time	km/h	Local Time
1							14:24'57.566
2	41.377	34.796	33.614	40.508	2'30.295P	124,9	14:27'27.861
3	30.479	34.532	33.048	39.276	2'17.335	199,3	14:29'45.196
4	30.299	34.009	33.143	39.101	2'16.552	201,5	14:32'01.748
5	30.248	33.389	32.965	39.284	2'15.886	201,5	14:34'17.634
6	30.865	36.157	33.934	39.294	2'20.250	196,4	14:36'37.884
7	30.533	33.564	33.520	39.115	2'16.732	201,9	14:38'54.616
8	30.693	34.148	32.916	38.758	2'16.515	200,4	14:41'11.131

8° 97 M. KAPPLER (2'16.140)							
Lap	Seg.1	Seg.2	Seg.3	Seg.4	Lap Time	km/h	Local Time
1							14:24'58.305
2	40.469	34.559	33.801	39.764	2'28.593P	125,7	14:27'26.898
3	31.307	34.525	33.088	38.741	2'17.661	193,2	14:29'44.559
4	30.762	34.384	32.790	39.022	2'16.958	201,9	14:32'01.517
5	30.465	33.705	32.834	39.136	2'16.140	200,0	14:34'17.657
6	30.805	34.112	35.214	39.577	2'19.708C	197,4	14:36'37.365
7	31.007	34.151	33.303	38.994	2'17.455C	189,1	14:38'54.820
8	30.888	33.973	32.907	39.027	2'16.795	201,1	14:41'11.615

4° 71 T. EDWARDS (2'15.961)							
Lap	Seg.1	Seg.2	Seg.3	Seg.4	Lap Time	km/h	Local Time
1							14:25'05.949
2	39.272	34.981	33.853	45.465	2'33.571P	125,6	14:27'39.520
3	30.637	33.776	33.672	44.207	2'22.292	195,7	14:30'01.812
4	30.155	34.244	33.031	39.225	2'16.655	200,7	14:32'18.467
5	30.718	33.895	33.393	41.496	2'19.502	191,2	14:34'37.969
6	30.175	33.873	32.762	39.151	2'15.961	198,9	14:36'53.930
7	30.707	33.849	33.581	47.638	2'25.775	192,5	14:39'19.705
8	30.397	33.714	33.178	39.268	2'16.557	194,2	14:41'36.262

9° 42 M. GARCIA (2'16.143)							
Lap	Seg.1	Seg.2	Seg.3	Seg.4	Lap Time	km/h	Local Time
1							14:24'58.241
2	38.989	34.426	33.716	39.759	2'26.890P	124,9	14:27'25.131
3	31.281	34.624	34.199	39.200	2'19.304	187,2	14:29'44.435
4	30.518	35.681	34.776	39.036	2'20.011	200,7	14:32'04.446
5	30.564	33.366	32.870	39.343	2'16.143	197,8	14:34'20.589
6	30.661	33.557	37.307	41.058	2'22.583	197,8	14:36'43.172
7	30.611	33.478	33.042	39.656	2'16.787	203,0	14:38'59.959
8	30.601	33.886	32.958	38.796	2'16.241	200,4	14:41'16.200

5° 66 D. OTTEN (2'15.984)							
Lap	Seg.1	Seg.2	Seg.3	Seg.4	Lap Time	km/h	Local Time
1							14:25'00.152
2	40.190	35.170	33.574	39.813	2'28.747P	120,9	14:27'28.899
3	30.556	33.790	32.801	38.837	2'15.984	199,3	14:29'44.883
4	30.451	33.949	32.700	39.247	2'16.347	203,0	14:32'01.230
5	30.173	33.637	33.056	39.488	2'16.354	199,3	14:34'17.584
6	30.974	38.982	38.871	39.882	2'28.709	191,5	14:36'46.293
7	30.601	33.662	32.785	39.190	2'16.238	196,4	14:39'02.531
8	30.508	33.538	32.803	39.191	2'16.040	197,4	14:41'18.571

10° 64 H. DE CANCELLIS (2'16.158)							
Lap	Seg.1	Seg.2	Seg.3	Seg.4	Lap Time	km/h	Local Time
1							14:24'56.860
2	43.454	37.027	33.991	39.258	2'33.730P	118,0	14:27'30.590
3	30.722	34.345	33.309	39.609	2'17.985C	198,9	14:29'48.575
4	30.638	34.622	33.318	39.464	2'18.042	195,3	14:32'06.617
5	30.906	33.697	33.203	39.442	2'17.248	192,9	14:34'23.865
6	30.639	34.107	33.787	40.341	2'18.874	190,8	14:36'42.739
7	30.639	33.736	33.345	39.633	2'17.353	193,5	14:39'00.092
8	30.525	34.076	32.921	38.636	2'16.158	200,4	14:41'16.250

6° 88 B. IERACI (2'16.023)							
Lap	Seg.1	Seg.2	Seg.3	Seg.4	Lap Time	km/h	Local Time
1							14:25'03.548
2	38.079	35.766	33.449	39.382	2'26.676P	127,2	14:27'30.224
3	30.523	34.004	32.740	38.911	2'16.178	198,9	14:29'46.402
4	30.390	34.790	32.945	39.046	2'17.171	201,5	14:32'03.573
5	30.368	33.767	33.260	40.861	2'18.256	204,5	14:34'21.829

11° 22 N. KALININ (2'16.165)							
Lap	Seg.1	Seg.2	Seg.3	Seg.4	Lap Time	km/h	Local Time
1							14:25'01.670
2	39.058	35.051	33.495	40.067	2'27.671P	128,1	14:27'29.341
3	30.382	36.170	32.915	39.812	2'19.279	200,0	14:29'48.620
4	30.688	34.202	32.908	39.394	2'17.192	193,9	14:32'05.812
5	30.659	37.039	33.211	39.087	2'19.996	195,7	14:34'25.808
6	30.352	33.904	32.825	39.877	2'16.958	205,7	14:36'42.766
7	30.555	33.447	33.301	41.028	2'18.331	195,7	14:39'01.097
8	30.178	33.869	33.250	38.868	2'16.165	202,6	14:41'17.262

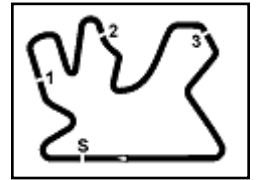
12° 69 J. BUIS (2'16.175)							
Lap	Seg.1	Seg.2	Seg.3	Seg.4	Lap Time	km/h	Local Time
1							14:24'56.427
2	42.932	34.613	33.490	39.967	2'31.002P	122,6	14:27'27.429

26/10/2019 P = Pits In/Out - C = Lap Time Cancelled

These data/results cannot be reproduced, stored and/or transmitted in whole or in part by any manner of electronic, mechanical, photocopying, recording, broadcasting or otherwise now known or herein after developed without the previous express consent by the copyright owner, except for reproduction in daily press and regular printed publications on sale to the public within 60 days of the event related to those data/results and always provided that copyright symbol appears together as follows below.

© DORNA WSBK ORGANIZATION Srl 2019





Motul Qatar Round, 24-26 October 2019

Chronological Analysis Warm Up

Losail International Circuit 5.380 m

2 / 3

3	30.835	34.314	33.057	38.928	2'17.134	197,1	14:29'44.563	1									14:24'59.482
4	30.475	33.859	33.005	38.836	2'16.175	200,0	14:32'00.738	2	42.994	36.718	33.672	39.869	2'33.253P	114,4	14:27'32.735		
5	30.529	33.630	33.092	39.567	2'16.818	196,0	14:34'17.556	3	30.545	34.053	33.156	39.782	2'17.536	200,7	14:29'50.271		
6	31.307	38.986	33.980	39.653	2'23.926	192,5	14:36'41.482	4	30.639	34.233	32.834	39.261	2'16.967	195,3	14:32'07.238		
7	30.776	34.119	33.824	39.852	2'18.571	193,5	14:39'00.053	5	30.999	34.211	33.165	39.511	2'17.886	200,0	14:34'25.124		
8	30.670	34.125	33.189	39.300	2'17.284	200,7	14:41'17.337	6	30.750	33.978	33.232	39.695	2'17.655	194,6	14:36'42.779		
13° 72 V. STEEMAN (2'16.203)								19° 45 M. FAEROZI T. (2'16.990)									
Lap	Seg.1	Seg.2	Seg.3	Seg.4	Lap Time	km/h	Local Time	Lap	Seg.1	Seg.2	Seg.3	Seg.4	Lap Time	km/h	Local Time		
1							14:25'04.776	1							14:27'28.802		
2	36.863	36.236	33.283	39.248	2'25.630P	130,9	14:27'30.406	2	30.781	33.946	33.161	39.735	2'17.623	192,2	14:29'46.425		
3	30.371	34.306	33.056	39.061	2'16.794C	197,4	14:29'47.200	3	30.530	33.938	33.432	39.316	2'17.216	195,3	14:32'03.641		
4	30.210	33.749	33.092	39.152	2'16.203	198,5	14:32'03.403	4	30.503	33.836	33.088	39.563	2'16.990	201,9	14:34'20.631		
5	30.832	34.700	32.890	39.311	2'17.733	195,7	14:34'21.136	5	30.683	34.338	33.274	39.579	2'17.874	198,9	14:36'38.505		
6	30.229	33.769	33.224	39.094	2'16.316	201,5	14:36'37.452	6	30.701	34.018	33.287	39.164	2'17.170	193,9	14:38'55.675		
7	30.368	33.604	33.216	39.183	2'16.371	197,1	14:38'53.823										
8	30.569	33.769	33.105	39.098	2'16.541	192,5	14:41'10.364										
14° 25 A. VERDOÑA (2'16.293)								20° 85 K. SABATUCCI (2'17.271)									
Lap	Seg.1	Seg.2	Seg.3	Seg.4	Lap Time	km/h	Local Time	Lap	Seg.1	Seg.2	Seg.3	Seg.4	Lap Time	km/h	Local Time		
1							14:25'05.044	1							14:24'45.703		
2	37.950	35.632	33.297	47.305	2'34.184P	124,1	14:27'39.228	2	52.031	34.564	34.643	43.459	2'44.697P	120,3	14:27'30.400		
3	31.023	33.918	33.170	44.475	2'22.586	186,5	14:30'01.814	3	30.854	34.186	33.090	39.544	2'17.674C	197,8	14:29'48.074		
4	30.475	34.207	33.208	39.856	2'17.746	199,6	14:32'19.560	4	31.114	34.491	33.163	40.434	2'19.202	194,9	14:32'07.276		
5	30.571	33.455	32.660	39.607	2'16.293	199,6	14:34'35.853	5	30.860	34.034	33.594	39.548	2'18.036	200,4	14:34'25.312		
6	30.964	33.685	33.088	40.309	2'18.046	191,5	14:36'53.899	6	30.810	34.370	33.082	39.575	2'17.837	201,1	14:36'43.149		
7	30.724	34.019	33.143	39.419	2'17.305	194,9	14:39'11.204	7	31.272	33.808	32.977	40.101	2'18.158	204,5	14:39'01.307		
8	30.791	33.660	33.112	39.108	2'16.671	192,2	14:41'27.875	8	30.821	33.933	33.132	39.385	2'17.271	197,8	14:41'18.578		
15° 1 A. CARRASCO (2'16.310)								21° 55 G. HENDRA PRATAMA (2'17.288)									
Lap	Seg.1	Seg.2	Seg.3	Seg.4	Lap Time	km/h	Local Time	Lap	Seg.1	Seg.2	Seg.3	Seg.4	Lap Time	km/h	Local Time		
1							14:25'02.757	1							14:25'50.214		
2	39.013	36.511	33.300	50.691	2'39.515P	125,3	14:27'42.272	2	37.379	34.914	34.494	39.963	2'26.750P	122,9	14:28'16.964		
3	30.883	34.083	32.902	44.715	6'25.027P	192,9	14:34'07.299	3	31.147	33.899	33.378	39.605	2'18.029	187,8	14:30'34.993		
4	47.009	34.184	34.109	39.912	2'35.214P		14:36'42.513	4	31.015	34.040	33.338	39.565	2'17.958	187,5	14:32'52.951		
5	30.552	33.508	33.314	39.978	2'17.352	200,7	14:38'59.865	5	31.042	33.869	33.737	39.707	2'18.355C	188,2	14:35'11.306		
6	30.576	33.742	32.984	39.008	2'16.310	199,3	14:41'16.175	6	30.910	33.739	33.305	39.334	2'17.288	188,5	14:37'28.594		
								7	30.987	33.544	33.560	39.762	2'17.853	188,8	14:39'46.447		
								8	30.989	33.760	33.421	39.423	2'17.593	189,1	14:42'04.040		
16° 61 Y. OKAYA (2'16.569)								22° 52 O. KÖNIG (2'17.397)									
Lap	Seg.1	Seg.2	Seg.3	Seg.4	Lap Time	km/h	Local Time	Lap	Seg.1	Seg.2	Seg.3	Seg.4	Lap Time	km/h	Local Time		
1							14:24'54.389	1							14:25'01.174		
2	43.968	34.727	33.764	40.084	2'32.543P	122,4	14:27'26.932	2	41.045	36.672	33.426	48.940	2'40.083P	128,3	14:27'41.257		
3	31.092	34.405	32.957	38.978	2'17.432	195,7	14:29'44.364	3	31.312	34.175	33.960	40.324	2'19.771	192,5	14:30'01.028		
4	30.592	35.943	33.779	39.075	2'19.389	198,9	14:32'03.753	4	30.820	34.287	33.343	39.966	2'18.416C	192,9	14:32'19.444		
5	30.308	33.755	33.019	39.487	2'16.569	207,7	14:34'20.322	5	30.812	34.055	33.406	39.696	2'17.969	191,8	14:34'37.413		
6	30.969	35.897	33.746	41.546	2'22.158	193,2	14:36'42.480	6	30.645	34.337	33.504	39.696	2'18.182	200,4	14:36'55.595		
7	31.456	34.017	33.182	39.482	2'18.137	185,9	14:39'00.617	7	30.819	33.973	33.560	39.758	2'18.110	193,5	14:39'13.705		
8	30.331	33.963	33.338	39.095	2'16.727	199,6	14:41'17.344	8	30.779	33.963	33.135	39.520	2'17.397	192,9	14:41'31.102		
17° 39 J. PEREZ GONZALEZ (2'16.938)								23° 27 F. ROVELLI (2'17.582)									
Lap	Seg.1	Seg.2	Seg.3	Seg.4	Lap Time	km/h	Local Time	Lap	Seg.1	Seg.2	Seg.3	Seg.4	Lap Time	km/h	Local Time		
1							14:24'47.749	1							14:25'04.918		
2	49.490	34.727	33.667	39.767	2'37.651P	120,8	14:27'25.400	2	37.903	36.523	33.674	39.631	2'27.731P	129,0	14:27'32.649		
3	31.087	34.181	33.303	39.570	2'18.141	192,5	14:29'43.541	3	30.834	33.908	33.176	39.664	2'17.582	193,2	14:29'50.231		
4	30.911	34.037	32.959	39.296	2'17.203	191,2	14:32'00.744	4	30.677	33.734	32.888	3'51.225	5'28.524P	195,7	14:35'18.755		
5	30.640	33.763	33.066	39.469	2'16.938	193,2	14:34'17.682	5	43.040	58.762	1'08.743	47.754	3'38.299P	126,6	14:38'57.054		
6	30.910	35.632	36.081	39.491	2'22.114	198,9	14:36'39.796	6	31.000	34.075	33.386	39.480	2'17.941	198,9	14:41'14.995		
7	30.689	33.802	33.289	39.366	2'17.146	199,3	14:38'56.942										
8	31.174	34.158	33.146	39.609	2'18.087	195,7	14:41'15.029										
18° 41 J. JAHNIG (2'16.967)								24° 28 O. BONOLI (2'17.797)									
Lap	Seg.1	Seg.2	Seg.3	Seg.4	Lap Time	km/h	Local Time	Lap	Seg.1	Seg.2	Seg.3	Seg.4	Lap Time	km/h	Local Time		

26/10/2019 P = Pits In/Out - C = Lap Time Cancelled

These data/results cannot be reproduced, stored and/or transmitted in whole or in part by any manner of electronic, mechanical, photocopying, recording, broadcasting or otherwise now known or herein after developed without the previous express consent by the copyright owner, except for reproduction in daily press and regular printed publications on sale to the public within 60 days of the event related to those data/results and always provided that copyright symbol appears together as follows below.

© DORNA WSBK ORGANIZATION Srl 2019



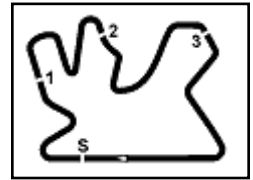
Official Fuel Supplier



Official Tyre Supplier



Official Timekeeper



Motul Qatar Round, 24-26 October 2019 Chronological Analysis Warm Up

1							14:25'01.980
2	40.746	36.750	33.697	48.119	2'39.312P	127,2	14:27'41.292
3	31.294	34.253	33.657	40.626	2'19.830	192,2	14:30'01.122
4	30.767	34.498	33.198	39.860	2'18.323	192,9	14:32'19.445
5	30.967	33.982	33.204	39.644	2'17.797	189,5	14:34'37.242
6	30.921	34.310	34.148	41.653	2'21.032	193,2	14:36'58.274
7	31.057	38.102	34.562	40.086	2'23.807	195,7	14:39'22.081
8	31.239	34.518	33.965	40.274	2'19.996	190,5	14:41'42.077

25°		46 S. DI SORA (2'18.976)					
Lap	Seg.1	Seg.2	Seg.3	Seg.4	Lap Time	km/h	Local Time
1							14:25'08.621
2	37.219	34.999	34.087	39.932	2'26.237P	125,7	14:27'34.858
3	31.013	34.160	33.450	39.773	2'18.396	199,3	14:29'53.254
4	30.840	34.020	33.381	39.935	2'18.176	192,5	14:32'11.430
5	31.033	34.009	33.408	39.817	2'18.267	191,5	14:34'29.697
6	31.008	33.843	33.426	39.699	2'17.976	191,5	14:36'47.673

26°		36 B. NEILA (2'18.393)					
Lap	Seg.1	Seg.2	Seg.3	Seg.4	Lap Time	km/h	Local Time
1							14:24'46.033
2	52.894	35.462	34.045	40.954	2'43.355P	123,3	14:27'29.388
3	31.001	34.939	33.350	39.942	2'19.232	200,0	14:29'48.620
4	31.103	34.415	33.196	39.921	2'18.635	195,3	14:32'07.255
5	31.052	34.380	33.229	39.732	2'18.393	196,0	14:34'25.648
6	30.893	34.418	33.521	40.145	2'18.977	199,6	14:36'44.625
7	31.108	34.267	33.580	39.870	2'18.825	195,3	14:39'03.450
8	31.339	35.095	34.486	41.133	2'22.053	194,6	14:41'25.503

27°		23 P. GIACOMINI (2'19.495)					
Lap	Seg.1	Seg.2	Seg.3	Seg.4	Lap Time	km/h	Local Time
1							14:25'03.598
2	39.558	36.952	34.274	40.217	2'31.001P	128,7	14:27'34.599
3	31.478	34.620	34.768	41.600	2'22.466	193,9	14:29'57.065
4	33.082	36.696	33.667	39.380	2'22.825C	186,2	14:32'19.890
5	31.301	34.200	33.515	39.746	2'18.762C	202,6	14:34'38.652
6	31.124	34.288	34.257	39.910	2'19.579	198,9	14:36'58.231
7	31.284	34.415	33.932	39.864	2'19.495	193,2	14:39'17.726
8	31.522	35.378	33.763	39.807	2'20.470	192,2	14:41'38.196

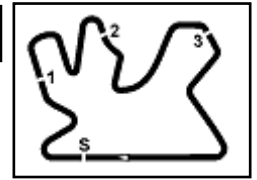
28°		90 D. DANIELS (2'23.438)					
Lap	Seg.1	Seg.2	Seg.3	Seg.4	Lap Time	km/h	Local Time
1							14:24'50.214
2	51.132	38.611	35.597	42.379	2'47.719P	122,6	14:27'37.933
3	32.412	35.666	35.329	41.420	2'24.827	185,9	14:30'02.760
4	31.851	35.446	34.784	41.793	2'23.874	191,2	14:32'26.634
5	32.477	35.494	34.621	41.220	2'23.812	184,9	14:34'50.446
6	32.152	35.526	34.819	41.088	2'23.585	186,2	14:37'14.031
7	32.089	35.561	35.123	41.239	2'24.012	185,6	14:39'38.043
8	32.194	35.481	34.743	41.020	2'23.438	185,2	14:42'01.481

26/10/2019 P = Pits In/Out - C = Lap Time Cancelled

These data/results cannot be reproduced, stored and/or transmitted in whole or in part by any manner of electronic, mechanical, photocopying, recording, broadcasting or otherwise now known or herein after developed without the previous express consent by the copyright owner, except for reproduction in daily press and regular printed publications on sale to the public within 60 days of the event related to those data/results and always provided that copyright symbol appears together as follows below.

© DORNA WSBK ORGANIZATION Srl 2019





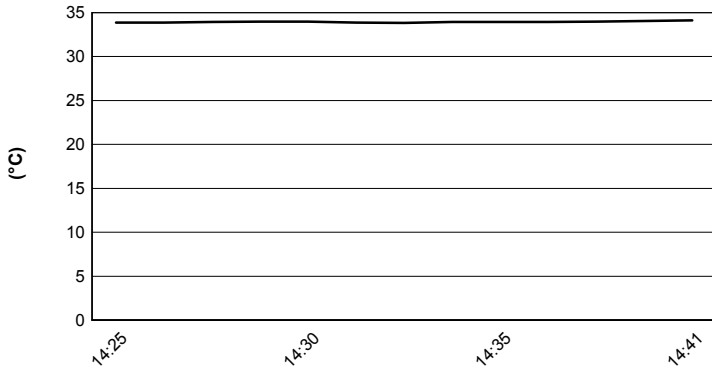
Losail International Circuit 5.380 m

Motul Qatar Round, 24-26 October 2019

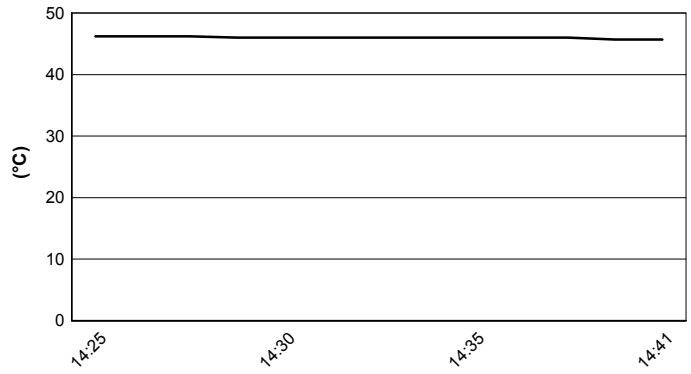
Weather Report Warm Up

Session started 14:25 - Session ended 14:42


Air Temperature



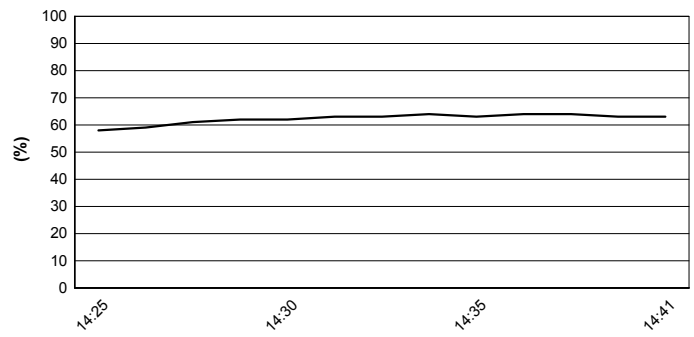
Track Temperature



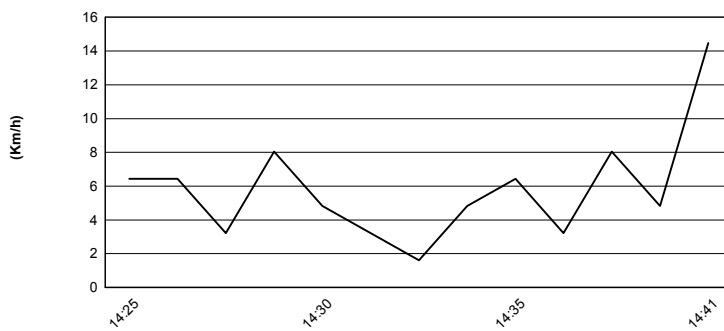
Air Pressure



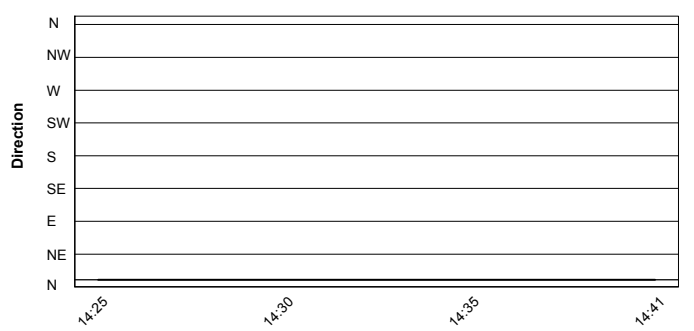
Humidity



Wind Speed



Wind Direction



26/10/2019

These data/results cannot be reproduced, stored and/or transmitted in whole or in part by any manner of electronic, mechanical, photocopying, recording, broadcasting or otherwise now known or herein after developed without the previous express consent by the copyright owner, except for reproduction in daily press and regular printed publications on sale to the public within 60 days of the event related to those data/results and always provided that copyright symbol appears together as follows below.

© DORNA WSBK ORGANIZATION Srl 2019



Official Fuel Supplier

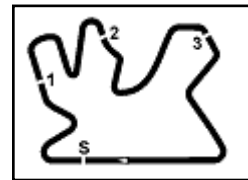


FICR PERUGIA TIMING

Official Tyre Supplier



Official Timekeeper



Motul Qatar Round, 24-26 October 2019

Starting Grid - Race

Losail International Circuit 5.380 m

10 Laps x 5,380 km = 53,800 km

1	1 CARRASCO A. Kawasaki 2'14.139	2	88 IERACI B. Kawasaki 2'14.505	3	71 EDWARDS T. Kawasaki 2'14.674	
2	4	18 GONZALEZ M. Kawasaki 2'14.723	5	55 HENDRA PRATAMA G Yamaha 2'14.776	6	69 BUIS J. Kawasaki 2'14.874
3	7	42 GARCIA M. Kawasaki 2'14.883	8	95 DEROUÉ S. Kawasaki 2'14.892	9	52 KÖNIG O. KTM 2'14.916
4	10	72 STEEMAN V. KTM 2'14.927	11	64 DE CANCELLIS H. Yamaha 2'15.333	12	25 VERDOÏA A. Yamaha 2'15.485
5	13	41 JAHNIG J. KTM 2'15.566	14	10 ORRADRE U. Yamaha 2'15.596	15	22 KALININ N. Kawasaki 2'15.689
6	16	17 MEUFFELS K. Kawasaki 2'15.706	17	28 BONOLI O. Yamaha 2'15.749	18	36 NEILA B. Yamaha 2'15.771
7	19	66 OTTEN D. Kawasaki 2'15.859	20	27 ROVELLI F. Kawasaki 2'16.013	21	23 GIACOMINI P. Kawasaki 2'16.405
8	22	45 FAEROZI T. M. Yamaha 2'16.411	23	85 SABATUCCI K. Yamaha 2'16.436	24	46 DI SORA S. Kawasaki 2'16.568
9	25	97 KAPPLER M. KTM 2'16.578	26	61 OKAYA Y. Kawasaki 2'16.764	27	39 PEREZ GONZALEZ J Kawasaki 2'17.038
10	28	90 DANIELS D. Yamaha 2'20.932				

N.84 (Aloisi K.) will not take part in the race. Declared unfit after SP

26/10/2019 The Race Director

These data/results cannot be reproduced, stored and/or transmitted in whole or in part by any manner of electronic, mechanical, photocopying, recording, broadcasting or otherwise now known or herein after developed without the previous express consent by the copyright owner, except for reproduction in daily press and regular printed publications on sale to the public within 60 days of the event related to those data/results and always provided that copyright symbol appears together as follows below.

© DORNA WSBK ORGANIZATION Srl 2019



Official Fuel Supplier



PIRELLI

Official Tyre Supplier



Official Timekeeper