

Pirelli Thai Round, 15-17 March 2019

World Superbike - Free Practices Combined Results after FP2

Buriram 4.554 m

No.	Rider	Nat	Team	Bike	Class	FP1	FP2	FP3	Time	Gap	Rel.	Avg	LL
1	19 A. BAUTISTA	ESP	ARUBA.IT Racing - Ducati	Ducati Panigale V4 R		1'33.089	1'32.971	1'32.972	1'32.971			176,339	51
2	1 J. REA	GBR	Kawasaki Racing Team WorldSBK	Kawasaki ZX-10RR		1'33.288	1'33.269	1'33.170	1'33.170	0.199	0.199	175,962	46
3	22 A. LOWES	GBR	Pata Yamaha WorldSBK Team	Yamaha YZF R1		1'34.150	1'33.550	1'33.349	1'33.349	0.378	0.179	175,625	49
4	11 S. CORTESE	GER	GRT Yamaha WorldSBK	Yamaha YZF R1	IND	1'34.189	1'33.465	1'33.545	1'33.465	0.494	0.116	175,407	44
5	91 L. HASLAM	GBR	Kawasaki Racing Team WorldSBK	Kawasaki ZX-10RR		1'34.556	1'33.797	1'33.549	1'33.549	0.578	0.084	175,249	50
6	60 M. VAN DER MARK	NED	Pata Yamaha WorldSBK Team	Yamaha YZF R1		1'33.911	1'33.562	1'33.583	1'33.562	0.591	0.013	175,225	45
7	66 T. SYKES	GBR	BMW Motorrad WorldSBK Team	BMW S1000 RR		1'34.029	1'34.022	1'33.603	1'33.603	0.632	0.041	175,148	45
8	33 M. MELANDRI	ITA	GRT Yamaha WorldSBK	Yamaha YZF R1	IND	1'34.025	1'33.624	1'33.774	1'33.624	0.653	0.021	175,109	41
9	7 C. DAVIES	GBR	ARUBA.IT Racing - Ducati	Ducati Panigale V4 R		1'34.244	1'34.093	1'33.833	1'33.833	0.862	0.209	174,719	45
10	50 E. LAVERTY	IRL	Team GoEleven	Ducati Panigale V4 R	IND	1'34.291	1'33.899	1'34.087	1'33.899	0.928	0.066	174,596	40
11	28 M. REITERBERGER	GER	BMW Motorrad WorldSBK Team	BMW S1000 RR		1'34.933	1'34.327	1'33.910	1'33.910	0.939	0.011	174,576	40
12	2 L. CAMIER	GBR	Moriwaki Althea Honda Team	Honda CBR1000RR		1'34.853	1'33.947	1'34.466	1'33.947	0.976	0.037	174,507	38
13	23 R. KIYONARI	JPN	Moriwaki Althea Honda Team	Honda CBR1000RR		1'34.967	1'34.783	1'34.271	1'34.271	1.300	0.324	173,907	46
14	81 J. TORRES	ESP	Team Pedercini Racing	Kawasaki ZX-10RR	IND	1'34.741	1'34.520	1'34.273	1'34.273	1.302	0.002	173,903	42
15	36 L. MERCADO	ARG	Orelac Racing VerdNatura	Kawasaki ZX-10RR	IND	1'35.199	1'34.666	1'34.407	1'34.407	1.436	0.134	173,657	44
16	21 M. RINALDI	ITA	BARNI Racing Team	Ducati Panigale V4 R	IND	1'35.688	1'34.550	1'34.482	1'34.482	1.511	0.075	173,519	43
17	99 T. WAROKORN	THA	Kawasaki Thailand Racing Team	Kawasaki ZX-10RR	IND	1'35.927	1'34.945	1'34.501	1'34.501	1.530	0.019	173,484	49
18	54 T. RAZGATLIOGLU	TUR	Turkish Puccetti Racing	Kawasaki ZX-10RR	IND	1'35.208	1'34.971	1'34.536	1'34.536	1.565	0.035	173,420	38
19	52 A. DELBIANCO	ITA	Althea Mie Racing Team	Honda CBR1000RR	IND	1'36.972	1'35.727	1'35.757	1'35.727	2.756	1.191	171,262	42

16/03/2019

These data/results cannot be reproduced, stored and/or transmitted in whole or in part by any manner of electronic, mechanical, photocopying, recording, broadcasting or otherwise now known or herein after developed without the previous express consent by the copyright owner, except for reproduction in daily press and regular printed publications on sale to the public within 60 days of the event related to those data/results and always provided that copyright symbol appears together as follows below.

© DORNA WSBK ORGANIZATION Srl 2019

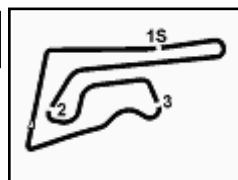
PIRELLI PERUGIA TIMING



Official Tyre Supplier



Official Timekeeper



Pirelli Thai Round, 15-17 March 2019 World Superbike - Results Free Practice 3rd Session

Buriram 4.554 m

1 / 2

No.	Rider	Nat	Team	Bike	Class	Time	Gap	Rel.	Laps	Speed	
										Avg	Max
1	19 A. BAUTISTA	ESP	ARUBA.IT Racing - Ducati	Ducati Panigale V4 R		1'32.972			10	176,337	310,3
2	1 J. REA	GBR	Kawasaki Racing Team WorldSBK	Kawasaki ZX-10RR		1'33.170	0.198	0.198	9	175,962	299,2
3	22 A. LOWES	GBR	Pata Yamaha WorldSBK Team	Yamaha YZF R1		1'33.349	0.377	0.179	9	175,625	299,2
4	11 S. CORTESE	GER	GRT Yamaha WorldSBK	Yamaha YZF R1	IND	1'33.545	0.573	0.196	9	175,257	295,1
5	91 L. HASLAM	GBR	Kawasaki Racing Team WorldSBK	Kawasaki ZX-10RR		1'33.549	0.577	0.004	11	175,249	302,5
6	60 M. VAN DER MARK	NED	Pata Yamaha WorldSBK Team	Yamaha YZF R1		1'33.583	0.611	0.034	10	175,186	299,2
7	66 T. SYKES	GBR	BMW Motorrad WorldSBK Team	BMW S1000 RR		1'33.603	0.631	0.020	11	175,148	295,1
8	33 M. MELANDRI	ITA	GRT Yamaha WorldSBK	Yamaha YZF R1	IND	1'33.774	0.802	0.171	9	174,829	301,7
9	7 C. DAVIES	GBR	ARUBA.IT Racing - Ducati	Ducati Panigale V4 R		1'33.833	0.861	0.059	8	174,719	302,5
10	28 M. REITERBERGER	GER	BMW Motorrad WorldSBK Team	BMW S1000 RR		1'33.910	0.938	0.077	11	174,576	295,1
11	50 E. LAVERTY	IRL	Team GoEleven	Ducati Panigale V4 R	IND	1'34.087	1.115	0.177	9	174,247	302,5
12	23 R. KIYONARI	JPN	Moriwaki Althea Honda Team	Honda CBR1000RR		1'34.271	1.299	0.184	9	173,907	300,0
13	81 J. TORRES	ESP	Team Pedercini Racing	Kawasaki ZX-10RR	IND	1'34.273	1.301	0.002	9	173,903	293,5
14	36 L. MERCADO	ARG	Orelac Racing VerdNatura	Kawasaki ZX-10RR	IND	1'34.407	1.435	0.134	9	173,657	296,7
15	2 L. CAMIER	GBR	Moriwaki Althea Honda Team	Honda CBR1000RR		1'34.466	1.494	0.059	9	173,548	296,7
16	21 M. RINALDI	ITA	BARNI Racing Team	Ducati Panigale V4 R	IND	1'34.482	1.510	0.016	9	173,519	302,5
17	99 T. WAROKORN	THA	Kawasaki Thailand Racing Team	Kawasaki ZX-10RR	IND	1'34.501	1.529	0.019	10	173,484	301,7
18	54 T. RAZGATLIOGLU	TUR	Turkish Puccetti Racing	Kawasaki ZX-10RR	IND	1'34.536	1.564	0.035	8	173,420	295,9
19	52 A. DELBIANCO	ITA	Althea Mie Racing Team	Honda CBR1000RR	IND	1'35.757	2.785	1.221	8	171,208	285,7

Qualifying Lap Time (107% of 1'32.972): 1'39.481

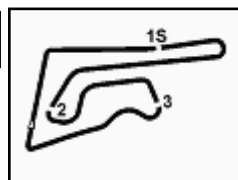
AIR	Humidity:	53%	Temp:	32°C
TRACK	Condition:	Dry	Temp:	49°C

Records	Pole	(SP2)	2018	J.Rea	1'32.814	176,640	Km/h
	Race	(RC1)	2017	J.Rea	1'33.436	175,460	Km/h
	All Times	(SP2)	2018	J.Rea	1'32.814	176,640	Km/h

Start End The results are provisional until the end of the time limit for protests and appeals
16/03/2019 11:00 11:22 and the completion of the technical checks.

These data/results cannot be reproduced, stored and/or transmitted in whole or in part by any manner of electronic, mechanical, photocopying, recording, broadcasting or otherwise now known or herein after developed without the previous express consent by the copyright owner, except for reproduction in daily press and regular printed publications on sale to the public within 60 days of the event related to those data/results and always provided that copyright symbol appears together as follows below.

© DORNA WSBK ORGANIZATION Srl 2019



Pirelli Thai Round, 15-17 March 2019 World Superbike - Results Free Practice 3rd Session

Session Highlights

Local Time	No. Rider	Description
11.00.00		Start
11.02.39		WorldSBK Pit Intervention Time: 1min 17secs
11.04.09	23 R. KIYONARI	On Asphalt - Re-Joined - Turn 2
11.04.18	23 R. KIYONARI	Technical Problem - Turn 3
11.04.31	23 R. KIYONARI	Re-joined
11.15.20	66 T. SYKES	Transponder temperature is high (99°C)
11.15.21	28 M. REITERBERGER	Transponder temperature is high (99°C)
11.22.03		End Of Session

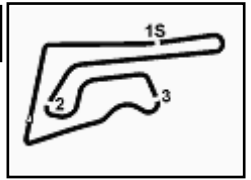
Fastest Laps Sequence

No.	Rider	Nat	Team	Bike	Local Time	Time	Gap	Avg
54	T. RAZGATLIOGLU	TUR	Turkish Puccetti Racing	Kawasaki ZX-10RR	11:03'18.934	1'34.560		173,376
22	A. LOWES	GBR	Pata Yamaha WorldSBK Team	Yamaha YZF R1	11:03'21.242	1'33.994	-0.566	174,420
22	A. LOWES	GBR	Pata Yamaha WorldSBK Team	Yamaha YZF R1	11:04'54.852	1'33.610	-0.384	175,135
1	J. REA	GBR	Kawasaki Racing Team WorldSBK	Kawasaki ZX-10RR	11:08'41.415	1'33.481	-0.129	175,377
1	J. REA	GBR	Kawasaki Racing Team WorldSBK	Kawasaki ZX-10RR	11:10'14.788	1'33.373	-0.108	175,580
19	A. BAUTISTA	ESP	ARUBA.IT Racing - Ducati	Ducati Panigale V4 R	11:11'04.874	1'32.998	-0.375	176,288
19	A. BAUTISTA	ESP	ARUBA.IT Racing - Ducati	Ducati Panigale V4 R	11:20'24.218	1'32.972	-0.026	176,337

16/03/2019 Start End The results are provisional until the end of the time limit for protests and appeals
11:00 11:22 and the completion of the technical checks.

These data/results cannot be reproduced, stored and/or transmitted in whole or in part by any manner of electronic, mechanical, photocopying, recording, broadcasting or otherwise now known or herein after developed without the previous express consent by the copyright owner, except for reproduction in daily press and regular printed publications on sale to the public within 60 days of the event related to those data/results and always provided that copyright symbol appears together as follows below.

© DORNA WSBK ORGANIZATION Srl 2019



Buriram 4.554 m

Pirelli Thai Round, 15-17 March 2019
World Superbike - Best Sectors & Speed Free Practice 3rd Session

BEST LAP			
1	19 A. BAUTISTA	Ducati Panigale V4 R	1'32.972
2	1 J. REA	Kawasaki ZX-10RR	1'33.170
3	22 A. LOWES	Yamaha YZF R1	1'33.349
4	11 S. CORTESE	Yamaha YZF R1	1'33.545
5	91 L. HASLAM	Kawasaki ZX-10RR	1'33.549
6	60 M. VAN DER MARK	Yamaha YZF R1	1'33.583
7	66 T. SYKES	BMW S1000 RR	1'33.603
8	33 M. MELANDRI	Yamaha YZF R1	1'33.774
9	7 C. DAVIES	Ducati Panigale V4 R	1'33.833
10	28 M. REITERBERGER	BMW S1000 RR	1'33.910
11	50 E. LAVERTY	Ducati Panigale V4 R	1'34.087
12	23 R. KIYONARI	Honda CBR1000RR	1'34.271
13	81 J. TORRES	Kawasaki ZX-10RR	1'34.273
14	36 L. MERCADO	Kawasaki ZX-10RR	1'34.407
15	2 L. CAMIER	Honda CBR1000RR	1'34.466
16	21 M. RINALDI	Ducati Panigale V4 R	1'34.482
17	99 T. WAROKORN	Kawasaki ZX-10RR	1'34.501
18	54 T. RAZGATLIOGLU	Kawasaki ZX-10RR	1'34.536
19	52 A. DELBIANCO	Honda CBR1000RR	1'35.757

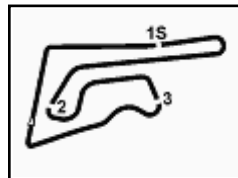
SPEED			
1	19 A. BAUTISTA	Ducati Panigale V4 R	310,3
2	91 L. HASLAM	Kawasaki ZX-10RR	302,5
3	21 M. RINALDI	Ducati Panigale V4 R	302,5
4	7 C. DAVIES	Ducati Panigale V4 R	302,5
5	50 E. LAVERTY	Ducati Panigale V4 R	302,5
6	99 T. WAROKORN	Kawasaki ZX-10RR	301,7
7	33 M. MELANDRI	Yamaha YZF R1	301,7
8	23 R. KIYONARI	Honda CBR1000RR	300,0
9	1 J. REA	Kawasaki ZX-10RR	299,2
10	22 A. LOWES	Yamaha YZF R1	299,2
11	60 M. VAN DER MARK	Yamaha YZF R1	299,2
12	36 L. MERCADO	Kawasaki ZX-10RR	296,7
13	2 L. CAMIER	Honda CBR1000RR	296,7
14	54 T. RAZGATLIOGLU	Kawasaki ZX-10RR	295,9
15	28 M. REITERBERGER	BMW S1000 RR	295,1
16	66 T. SYKES	BMW S1000 RR	295,1
17	11 S. CORTESE	Yamaha YZF R1	295,1
18	81 J. TORRES	Kawasaki ZX-10RR	293,5
19	52 A. DELBIANCO	Honda CBR1000RR	285,7

SEG. 1			SEG. 2			SEG. 3			SEG. 4		
1	19 A. BAUTISTA	19.258	1	19 A. BAUTISTA	26.707	1	22 A. LOWES	21.512	1	1 J. REA	25.072
2	33 M. MELANDRI	19.495	2	22 A. LOWES	26.771	2	19 A. BAUTISTA	21.645	2	11 S. CORTESE	25.123
3	7 C. DAVIES	19.526	3	1 J. REA	26.788	3	60 M. VAN DER MARK	21.655	3	66 T. SYKES	25.132
4	91 L. HASLAM	19.554	4	91 L. HASLAM	26.835	4	11 S. CORTESE	21.657	4	22 A. LOWES	25.157
5	50 E. LAVERTY	19.563	5	7 C. DAVIES	26.867	5	1 J. REA	21.662	5	60 M. VAN DER MARK	25.171
6	22 A. LOWES	19.603	6	60 M. VAN DER MARK	26.870	6	66 T. SYKES	21.714	6	19 A. BAUTISTA	25.194
7	1 J. REA	19.606	7	50 E. LAVERTY	26.923	7	28 M. REITERBERGER	21.727	7	91 L. HASLAM	25.204
8	21 M. RINALDI	19.613	8	11 S. CORTESE	26.927	8	36 L. MERCADO	21.777	8	28 M. REITERBERGER	25.205
9	99 T. WAROKORN	19.625	9	66 T. SYKES	26.970	9	33 M. MELANDRI	21.788	9	33 M. MELANDRI	25.246
10	23 R. KIYONARI	19.638	10	33 M. MELANDRI	26.982	10	81 J. TORRES	21.797	10	7 C. DAVIES	25.261
11	66 T. SYKES	19.649	11	28 M. REITERBERGER	27.056	11	54 T. RAZGATLIOGLU	21.803	11	54 T. RAZGATLIOGLU	25.308
12	60 M. VAN DER MARK	19.682	12	21 M. RINALDI	27.101	12	91 L. HASLAM	21.858	12	36 L. MERCADO	25.318
13	54 T. RAZGATLIOGLU	19.747	13	54 T. RAZGATLIOGLU	27.120	13	23 R. KIYONARI	21.859	13	23 R. KIYONARI	25.370
14	11 S. CORTESE	19.768	14	81 J. TORRES	27.182	14	2 L. CAMIER	21.900	14	50 E. LAVERTY	25.388
15	28 M. REITERBERGER	19.771	15	2 L. CAMIER	27.186	15	99 T. WAROKORN	21.930	15	81 J. TORRES	25.407
16	2 L. CAMIER	19.806	16	36 L. MERCADO	27.208	16	50 E. LAVERTY	21.951	16	99 T. WAROKORN	25.448
17	81 J. TORRES	19.831	17	99 T. WAROKORN	27.208	17	52 A. DELBIANCO	21.981	17	2 L. CAMIER	25.507
18	36 L. MERCADO	19.836	18	23 R. KIYONARI	27.257	18	7 C. DAVIES	21.983	18	52 A. DELBIANCO	25.537
19	52 A. DELBIANCO	20.317	19	52 A. DELBIANCO	27.693	19	21 M. RINALDI	22.074	19	21 M. RINALDI	25.544

16/03/2019

These data/results cannot be reproduced, stored and/or transmitted in whole or in part by any manner of electronic, mechanical, photocopying, recording, broadcasting or otherwise now known or herein after developed without the previous express consent by the copyright owner, except for reproduction in daily press and regular printed publications on sale to the public within 60 days of the event related to those data/results and always provided that copyright symbol appears together as follows below.

© DORNA WSBK ORGANIZATION Srl 2019



Buriram 4.554 m

Pirelli Thai Round, 15-17 March 2019
World Superbike - Ideal Times Free Practice 3rd Session

No.	Rider	Nat	Bike	Seg. 1	Seg. 2	Seg. 3	Seg. 4	Ideal Time		
				Diff. 1	Diff. 2	Diff. 3	Diff. 4	Best Lap	Pos.	Diff.
1	19 A. BAUTISTA	ESP	Ducati Panigale V4 R	19.258 +0.049	26.707 +0.038	21.645 +0.081	25.194	1'32.804 1'32.972	1	0.168
2	22 A. LOWES	GBR	Yamaha YZF R1	19.603 +0.025	26.771 +0.053	21.512 +0.161	25.157 +0.067	1'33.043 1'33.349	3	0.306
3	1 J. REA	GBR	Kawasaki ZX-10RR	19.606	26.788 +0.042	21.662	25.072	1'33.128 1'33.170	2	0.042
4	60 M. VAN DER MARK	NED	Yamaha YZF R1	19.682	26.870 +0.063	21.655	25.171 +0.142	1'33.378 1'33.583	6	0.205
5	91 L. HASLAM	GBR	Kawasaki ZX-10RR	19.554 +0.021	26.835	21.858	25.204 +0.077	1'33.451 1'33.549	5	0.098
6	66 T. SYKES	GBR	BMW S1000 RR	19.649 +0.087	26.970 +0.051	21.714	25.132	1'33.465 1'33.603	7	0.138
7	11 S. CORTESE	GER	Yamaha YZF R1	19.768 +0.015	26.927	21.657 +0.055	25.123	1'33.475 1'33.545	4	0.070
8	33 M. MELANDRI	ITA	Yamaha YZF R1	19.495 +0.165	26.982 +0.098	21.788	25.246	1'33.511 1'33.774	8	0.263
9	7 C. DAVIES	GBR	Ducati Panigale V4 R	19.526 +0.095	26.867 +0.022	21.983	25.261 +0.079	1'33.637 1'33.833	9	0.196
10	28 M. REITERBERGER	GER	BMW S1000 RR	19.771	27.056 +0.067	21.727	25.205 +0.084	1'33.759 1'33.910	10	0.151
11	50 E. LAVERTY	IRL	Ducati Panigale V4 R	19.563 +0.140	26.923	21.951	25.388 +0.122	1'33.825 1'34.087	11	0.262
12	54 T. RAZGATLIOGLU	TUR	Kawasaki ZX-10RR	19.747	27.120	21.803 +0.382	25.308 +0.176	1'33.978 1'34.536	18	0.558
13	23 R. KIYONARI	JPN	Honda CBR1000RR	19.638	27.257 +0.130	21.859 +0.017	25.370	1'34.124 1'34.271	12	0.147
14	36 L. MERCADO	ARG	Kawasaki ZX-10RR	19.836 +0.022	27.208 +0.011	21.777 +0.152	25.318 +0.083	1'34.139 1'34.407	14	0.268
15	99 T. WAROKORN	THA	Kawasaki ZX-10RR	19.625 +0.136	27.208	21.930 +0.103	25.448 +0.051	1'34.211 1'34.501	17	0.290
16	81 J. TORRES	ESP	Kawasaki ZX-10RR	19.831	27.182	21.797 +0.055	25.407 +0.001	1'34.217 1'34.273	13	0.056
17	21 M. RINALDI	ITA	Ducati Panigale V4 R	19.613 +0.033	27.101 +0.038	22.074 +0.079	25.544	1'34.332 1'34.482	16	0.150
18	2 L. CAMIER	GBR	Honda CBR1000RR	19.806 +0.017	27.186	21.900 +0.050	25.507	1'34.399 1'34.466	15	0.067
19	52 A. DELBIANCO	ITA	Honda CBR1000RR	20.317 +0.115	27.693 +0.029	21.981 +0.085	25.537	1'35.528 1'35.757	19	0.229
Overall Ideal Time				19.258	26.707	21.512	25.072	1'32.549		

16/03/2019

These data/results cannot be reproduced, stored and/or transmitted in whole or in part by any manner of electronic, mechanical, photocopying, recording, broadcasting or otherwise now known or herein after developed without the previous express consent by the copyright owner, except for reproduction in daily press and regular printed publications on sale to the public within 60 days of the event related to those data/results and always provided that copyright symbol appears together as follows below.

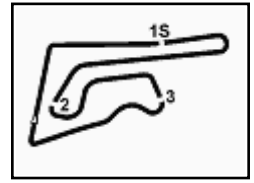
© DORNA WSBK ORGANIZATION Srl 2019

FICR PERUGIA TIMING


Official Tyre Supplier



Official Timekeeper


Pirelli Thai Round, 15-17 March 2019
World Superbike - Chronological Analysis Free Practice 3rd Session

Buriram 4.554 m

1 / 3

1° 19 A. BAUTISTA (1'32.972)							
Lap	Seg.1	Seg.2	Seg.3	Seg.4	Lap Time	km/h	Local Time
1		29.909	23.204	38.390		240,5	11:02'24.038
2	2'43.822	28.465	22.454	25.803	4'00.544P	263,4	11:06'24.582
3	19.395	27.130	21.853	25.399	1'33.777	305,1	11:07'58.359
4	19.407	27.034	21.764	25.312	1'33.517	306,8	11:09'31.876
5	19.258	26.707	21.774	25.259	1'32.998	305,9	11:11'04.874
6	19.334	26.830	21.940	25.278	1'33.382	305,9	11:12'38.256
7	19.364	26.738	21.847	25.262	1'33.211	306,8	11:14'11.467
8	19.367	26.917	21.804	25.355	1'33.443	306,8	11:15'44.910
9	19.301	27.098	21.645	25.214	1'33.258	310,3	11:17'18.168
10	19.347	26.730	21.654	25.347	1'33.078	308,6	11:18'51.246
11	19.307	26.745	21.726	25.194	1'32.972	310,3	11:20'24.218

8	20.048	30.977	23.099	39.161	1'53.285P	292,7	11:13'26.594
9	1'52.124	29.075	22.057	26.111	3'09.367P	251,7	11:16'35.961
10	19.692	26.950	21.946	25.353	1'33.941	299,2	11:18'09.902
11	19.643	27.007	22.021	25.337	1'34.008	297,5	11:19'43.910
12	19.634	26.952	21.866	25.408	1'33.860	300,8	11:21'17.770

2° 1 J. REA (1'33.170)							
Lap	Seg.1	Seg.2	Seg.3	Seg.4	Lap Time	km/h	Local Time
1		29.212	23.377	37.812		255,3	11:01'55.524
2	46.362	28.190	22.615	25.800	2'02.967P	281,3	11:03'58.491
3	19.617	27.155	21.826	25.269	1'33.867	297,5	11:05'32.358
4	19.636	28.437	22.143	25.360	1'35.576	298,3	11:07'07.934
5	19.663	26.928	21.695	25.195	1'33.481	297,5	11:08'41.415
6	19.630	26.788	21.703	25.252	1'33.373	296,7	11:10'14.788
7	20.372	27.442	22.289	35.756	1'45.859P	291,9	11:12'00.647
8	4'20.554	27.770	22.039	25.642	5'36.005P	285,7	11:17'36.652
9	19.606	26.830	21.662	25.072	1'33.170	298,3	11:19'09.822
10	19.775	26.861	21.717	25.239	1'33.592	299,2	11:20'43.414

6° 60 M. VAN DER MARK (1'33.583)							
Lap	Seg.1	Seg.2	Seg.3	Seg.4	Lap Time	km/h	Local Time
1		29.920	22.998	26.485		260,2	11:01'55.807
2	19.871	28.484	21.959	25.497	1'35.811	299,2	11:03'31.618
3	19.716	27.305	21.995	25.362	1'34.378	296,7	11:05'05.996
4	19.939	27.073	21.917	27.911	1'46.840P	292,7	11:06'52.836
5	2'39.376	30.382	22.096	25.933	3'57.787P	274,8	11:10'50.623
6	19.815	26.940	21.755	25.171	1'33.681	295,9	11:12'24.304
7	19.824	26.975	21.721	25.198	1'33.718	291,1	11:13'58.022
8	19.766	26.921	21.704	25.316	1'33.707	291,9	11:15'31.729
9	19.847	26.919	21.668	25.347	1'33.781	292,7	11:17'05.510
10	19.772	26.870	21.720	25.372	1'33.734	292,7	11:18'39.244
11	19.682	26.933	21.655	25.313	1'33.583	295,1	11:20'12.827

3° 22 A. LOWES (1'33.349)							
Lap	Seg.1	Seg.2	Seg.3	Seg.4	Lap Time	km/h	Local Time
1		29.213	24.139	27.967		262,8	11:01'47.248
2	19.759	27.153	21.688	25.394	1'33.994	295,1	11:03'21.242
3	19.669	26.890	21.776	25.275	1'33.610	299,2	11:04'54.852
4	19.672	28.550	26.762	37.346	1'52.330P	295,1	11:06'47.182
5	4'33.262	27.572	21.962	25.235	5'48.031P	281,3	11:12'35.213
6	19.606	26.771	21.512	25.487	1'33.376	294,3	11:14'08.589
7	19.709	26.806	21.847	25.157	1'33.519	295,9	11:15'42.108
8	19.603	26.864	21.696	25.248	1'33.411	295,9	11:17'15.519
9	19.628	26.824	21.673	25.224	1'33.349	293,5	11:18'48.868
10	19.628	26.852	21.630	25.273	1'33.383	297,5	11:20'22.251

7° 66 T. SYKES (1'33.603)							
Lap	Seg.1	Seg.2	Seg.3	Seg.4	Lap Time	km/h	Local Time
1		34.791	24.066	37.654		224,1	11:03'36.913
2	19.870	28.962	25.179	30.120	1'44.131	292,7	11:05'21.044
3	19.809	26.974	21.757	25.165	1'33.705	293,5	11:06'54.749
4	19.716	31.171	22.593	26.096	1'39.576	295,1	11:08'34.325
5	19.736	27.021	21.714	25.132	1'33.603	291,9	11:10'07.928
6	19.649	27.224	21.901	25.252	1'34.026	293,5	11:11'41.954
7	19.849	26.970	21.857	25.253	1'33.929	291,9	11:13'15.883
8	19.884	27.011	22.075	29.448	1'38.418	290,3	11:14'54.301
9	19.851	27.126	21.795	25.187	1'33.959	290,3	11:16'28.260
10	19.856	27.067	21.858	25.357	1'34.138	291,1	11:18'02.398
11	19.913	27.002	21.817	25.422	1'34.154	288,0	11:19'36.552
12	19.918	27.019	22.044	27.272	1'36.253	291,9	11:21'12.805

4° 11 S. CORTESE (1'33.545)							
Lap	Seg.1	Seg.2	Seg.3	Seg.4	Lap Time	km/h	Local Time
1		32.474	24.107	47.175		201,1	11:02'35.385
2	4'12.177	31.633	22.556	25.963	5'32.329P	247,7	11:08'07.714
3	19.878	27.124	21.710	25.377	1'34.089	291,1	11:09'41.803
4	19.783	26.927	21.712	25.123	1'33.545	291,9	11:11'15.348
5	19.827	27.187	21.703	25.256	1'33.973	291,1	11:12'49.321
6	19.865	27.399	21.728	25.290	1'34.282	290,3	11:14'23.603
7	19.779	27.013	21.657	25.340	1'33.789	291,1	11:15'57.392
8	19.795	27.384	21.675	25.397	1'34.251	291,9	11:17'31.643
9	20.054	27.439	21.861	25.544	1'34.898	290,3	11:19'06.541
10	19.768	27.105	21.754	25.351	1'33.978	295,1	11:20'40.519

8° 33 M. MELANDRI (1'33.774)							
Lap	Seg.1	Seg.2	Seg.3	Seg.4	Lap Time	km/h	Local Time
1		29.050	23.971	27.133		277,6	11:01'45.971
2	19.952	27.485	21.826	25.439	1'34.702	291,9	11:03'20.673
3	19.826	27.123	22.113	25.318	1'34.380	295,1	11:04'55.053
4	19.495	28.388	22.865	37.541	1'48.289P	301,7	11:06'43.342
5	5'36.732	28.858	22.372	25.959	6'53.921P	276,2	11:13'37.263
6	19.660	27.080	21.788	25.246	1'33.774	292,7	11:15'11.037
7	19.617	26.982	21.849	25.702	1'34.150	293,5	11:16'45.187
8	19.628	27.052	21.833	25.542	1'34.055	295,1	11:18'19.242
9	19.686	27.029	21.892	25.272	1'33.879	293,5	11:19'53.121
10	19.663	27.143	21.923	25.566	1'34.295	296,7	11:21'27.416

5° 91 L. HASLAM (1'33.549)							
Lap	Seg.1	Seg.2	Seg.3	Seg.4	Lap Time	km/h	Local Time
1		29.790	22.651	27.835		259,6	11:01'58.017
2	19.792	27.375	22.107	25.833	1'35.107	297,5	11:03'33.124
3	19.554	29.983	23.230	26.374	1'39.141	300,8	11:05'12.265
4	19.564	27.048	21.941	25.204	1'33.757	302,5	11:06'46.022
5	23.085	28.798	22.143	26.035	1'40.061	250,6	11:08'26.083
6	19.575	26.835	21.858	25.281	1'33.549	299,2	11:09'59.632
7	19.630	26.864	21.864	25.319	1'33.677	296,7	11:11'33.309

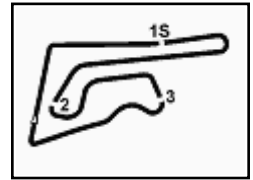
9° 7 C. DAVIES (1'33.833)							
Lap	Seg.1	Seg.2	Seg.3	Seg.4	Lap Time	km/h	Local Time
1		31.146	23.737	35.898		210,1	11:02'11.032
2	3'24.944	30.167	24.399	26.894	4'46.404P	234,3	11:06'57.436
3	19.579	27.008	22.347	25.505	1'34.439	301,7	11:08'31.875
4	19.729	26.965	22.236	25.494	1'34.424	300,0	11:10'06.299
5	19.526	26.998	22.208	25.261	1'33.993	300,8	11:11'40.292
6	19.802	26.867	22.176	25.406	1'34.251	299,2	11:13'14.543
7	21.212	28.391	22.675	35.827	1'48.105P	250,6	11:15'02.648
8	2'46.371	27.402	22.223	25.724	4'01.720P	286,5	11:19'04.368
9	19.621	26.889	21.983	25.340	1'33.833	302,5	11:20'38.201

10° 28 M. REITERBERGER (1'33.910)							
Lap	Seg.1	Seg.2	Seg.3	Seg.4	Lap Time	km/h	Local Time

16/03/2019 P = Pits In/Out - C = Lap Time Cancelled

These data/results cannot be reproduced, stored and/or transmitted in whole or in part by any manner of electronic, mechanical, photocopying, recording, broadcasting or otherwise now known or herein after developed without the previous express consent by the copyright owner, except for reproduction in daily press and regular printed publications on sale to the public within 60 days of the event related to those data/results and always provided that copyright symbol appears together as follows below.

© DORNA WSBK ORGANIZATION Srl 2019



Pirelli Thai Round, 15-17 March 2019

World Superbike - Chronological Analysis Free Practice 3rd Session

Buriram 4.554 m

2 / 3

Lap	Seg.1	Seg.2	Seg.3	Seg.4	Lap Time	km/h	Local Time
1		30.164	22.722	25.998	243,2	11:03'08.732	
2	19.843	27.146	21.917	25.407	1'34.313	293,5	11:04'43.045
3	19.818	27.075	21.844	25.214	1'33.951	293,5	11:06'16.996
4	19.813	27.116	21.805	25.205	1'33.939	295,1	11:07'50.935
5	19.771	27.123	21.727	25.289	1'33.910	292,7	11:09'24.845
6	19.853	27.379	21.829	25.367	1'34.428	292,7	11:10'59.273
7	19.872	27.116	21.824	25.359	1'34.171	291,9	11:12'33.444
8	19.901	27.260	21.878	25.483	1'34.522	291,1	11:14'07.966
9	19.876	28.237	22.050	25.596	1'35.759	292,7	11:15'43.725
10	19.849	27.056	21.858	25.353	1'34.116	295,1	11:17'17.841
11	19.859	27.340	21.910	25.513	1'34.622	293,5	11:18'52.463
12	20.006	27.246		1'38.286	295,1	11:20'30.749	

15°		2 L. CAMIER (1'34.466)					
Lap	Seg.1	Seg.2	Seg.3	Seg.4	Lap Time	km/h	Local Time
1		29.077	22.547	26.569	255,3	11:02'04.813	
2	19.858	27.523	22.058	25.735	1'35.174	292,7	11:03'39.987
3	20.009	27.377	22.084	25.589	1'35.059	293,5	11:05'15.046
4	19.994	27.225	22.159	25.795	1'35.173	293,5	11:06'50.219
5	19.806	27.469	22.123	25.735	1'34.531P	294,3	11:08'36.750
6	5'21.087	28.267	22.243	26.342	6'37.939P	274,8	11:15'14.689
7	19.947	27.251	21.942	25.566	1'34.706	294,3	11:16'49.395
8	19.899	27.306	21.900	25.556	1'34.661	293,5	11:18'24.056
9	19.823	27.186	21.950	25.507	1'34.466	294,3	11:19'58.522
10	19.848	27.237	21.961	25.531	1'34.577	296,7	11:21'33.099

11°		50 E. LAVERTY (1'34.087)					
Lap	Seg.1	Seg.2	Seg.3	Seg.4	Lap Time	km/h	Local Time
1		29.935	22.694	26.843	241,6	11:01'51.858	
2	19.866	27.295	22.030	25.518	1'34.709	296,7	11:03'26.567
3	19.700	27.081	22.049	25.404	1'34.234	299,2	11:05'00.801
4	19.703	26.923	21.951	25.510	1'34.087	298,3	11:06'34.888
5	19.613	27.290	22.806	26.238	1'48.329P	300,0	11:08'23.217
6	5'18.994	29.229	22.745	26.238	6'37.206P	249,4	11:15'00.423
7	19.624	27.032	22.279	25.388	1'34.323	297,5	11:16'34.746
8	19.618	26.925	21.967	25.635	1'34.145	297,5	11:18'08.891
9	19.616	29.268	22.125	25.684	1'36.693	297,5	11:19'45.584
10	19.563	27.055	22.014	25.505	1'34.137	302,5	11:21'19.721

16°		21 M. RINALDI (1'34.482)					
Lap	Seg.1	Seg.2	Seg.3	Seg.4	Lap Time	km/h	Local Time
1		30.840	24.066	37.399	233,3	11:02'43.949	
2	3'33.384	30.288	24.834	26.362	4'54.868P	257,8	11:07'38.817
3	19.801	27.497	22.320	25.979	1'35.597	297,5	11:09'14.414
4	19.878	27.775	22.376	26.057	1'36.086	295,1	11:10'50.500
5	19.652	27.245	22.260	25.649	1'34.806	297,5	11:12'25.306
6	19.646	27.139	22.153	25.544	1'34.482	298,3	11:13'59.788
7	19.613	27.262	22.188	25.631	1'34.694	298,3	11:15'34.482
8	24.079	32.963	22.216	25.768	1'45.026	254,1	11:17'19.508
9	19.727	27.338	22.111	25.683	1'34.859	300,8	11:18'54.367
10	19.686	27.101	22.074	25.625	1'34.486	302,5	11:20'28.853

12°		23 R. KIYONARI (1'34.271)					
Lap	Seg.1	Seg.2	Seg.3	Seg.4	Lap Time	km/h	Local Time
1		29.930	22.808	27.424	247,7	11:01'52.177	
2	20.062	27.563	21.947	25.524	1'35.096	294,3	11:03'27.273
3	19.857	43.425	22.336	25.941	1'51.559	300,0	11:05'18.832
4	19.830	27.397	22.146	25.427	1'34.800	295,1	11:06'53.632
5	20.486	27.473	22.460	37.439	1'47.858P	293,5	11:08'41.490
6	3'46.551	28.962	22.497	25.698	5'03.708P	259,6	11:13'45.198
7	19.816	27.456	21.859	25.408	1'34.539	295,9	11:15'19.737
8	19.770	27.325	21.940	25.508	1'34.543	295,1	11:16'54.280
9	19.752	27.257	21.867	25.402	1'34.278	296,7	11:18'28.558
10	19.638	27.387	21.876	25.370	1'34.271	296,7	11:20'02.829

17°		99 T. WAROKORN (1'34.501)					
Lap	Seg.1	Seg.2	Seg.3	Seg.4	Lap Time	km/h	Local Time
1		30.059	22.994	26.361	271,4	11:01'55.448	
2	19.928	27.804	22.117	25.837	1'35.686	300,0	11:03'31.134
3	19.771	27.740	22.342	25.774	1'35.627	301,7	11:05'06.761
4	19.625	27.693	22.299	25.771	1'35.388	301,7	11:06'42.149
5	20.092	27.927	22.618	39.793	1'50.430P	294,3	11:08'32.579
6	3'21.169	28.852	22.741	26.350	4'39.112P	282,7	11:13'11.691
7	19.844	27.538	22.271	25.648	1'35.301	294,3	11:14'46.992
8	19.697	27.387	22.036	25.448	1'34.568	297,5	11:16'21.560
9	19.729	27.330	22.170	25.670	1'34.899	296,7	11:17'56.459
10	19.804	27.361	21.930	25.605	1'34.700	295,9	11:19'31.159
11	19.761	27.208	22.033	25.499	1'34.501	299,2	11:21'05.660

13°		81 J. TORRES (1'34.273)					
Lap	Seg.1	Seg.2	Seg.3	Seg.4	Lap Time	km/h	Local Time
1		31.016	23.203	26.691	225,0	11:01'54.802	
2	20.150	27.501	22.076	25.587	1'35.314	287,2	11:03'30.116
3	20.000	31.654	22.427	26.596	1'40.677	292,7	11:05'10.793
4	20.030	27.258	21.933	25.409	1'34.630	288,8	11:06'45.423
5	19.897	27.283	21.825	25.407	1'34.412	288,8	11:08'19.835
6	19.967	27.389	21.797	25.441	1'34.594	287,2	11:09'54.429
7	20.174	27.954	22.298	39.403	1'49.829P	282,0	11:11'44.258
8	4'52.275	29.563	22.560	26.042	6'10.440P	266,0	11:17'54.698
9	20.044	27.497	21.864	25.638	1'35.043	285,0	11:19'29.741
10	19.831	27.182	21.852	25.408	1'34.273	293,5	11:21'04.014

18°		54 T. RAZGATLIOGLU (1'34.536)					
Lap	Seg.1	Seg.2	Seg.3	Seg.4	Lap Time	km/h	Local Time
1		29.061	23.347	26.547	261,5	11:01'44.374	
2	19.988	27.461	21.803	25.308	1'34.560	291,1	11:03'18.934
3	19.984	29.520	21.877	25.405	1'36.786	292,7	11:04'55.720
4	19.818	27.696	23.118	29.336	1'39.968	295,9	11:06'35.688
5	19.747	27.120	22.185	25.484	1'34.536	295,1	11:08'10.224
6	19.796	27.341	21.836	26.588	1'35.561	291,9	11:09'45.785
7	19.999	27.554	22.217	37.078	1'46.848P	290,3	11:11'32.633
8	6'17.381	29.462	22.834	28.693	7'38.370P	277,6	11:19'11.003
9	20.092	27.897	22.990	37.835	1'48.814P	292,7	11:20'59.817

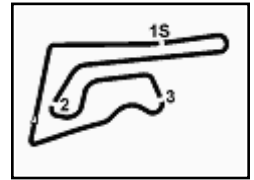
14°		36 L. MERCADO (1'34.407)					
Lap	Seg.1	Seg.2	Seg.3	Seg.4	Lap Time	km/h	Local Time
1		29.055	23.116	26.990	272,0	11:01'45.904	
2	20.173	27.615	21.975	25.804	1'35.567	292,7	11:03'21.471
3	19.916	27.461	21.844	25.318	1'34.539	295,1	11:04'56.010
4	19.836	29.359	22.684	25.762	1'37.641	296,7	11:06'33.651
5	20.105	27.507	21.820	25.338	1'34.770	290,3	11:08'08.421
6	19.849	27.359	21.777	25.506	1'34.491	290,3	11:09'42.912
7	19.858	27.219	21.929	25.401	1'34.407	289,5	11:11'17.319
8	20.017	27.208	23.426	36.505	1'47.156P	288,8	11:13'04.475
9	4'10.444	27.801	22.087	25.582	5'25.914P	278,4	11:18'30.389

19°		52 A. DELBIANCO (1'35.757)					
Lap	Seg.1	Seg.2	Seg.3	Seg.4	Lap Time	km/h	Local Time
1		29.069	23.155	26.884	248,3	11:01'46.198	
2	20.334	27.844	21.981	26.020	1'36.179	283,5	11:03'22.377
3	20.321	33.170	25.403	29.883	1'48.777	285,7	11:05'11.154
4	20.432	27.722	22.066	25.537	1'35.757	284,2	11:06'46.911
5	20.317	27.850	22.135	25.855	1'36.157	283,5	11:08'23.068
6	20.505	34.503	22.911	25.833	1'43.752	279,8	11:10'06.820

16/03/2019 P = Pits In/Out - C = Lap Time Cancelled

These data/results cannot be reproduced, stored and/or transmitted in whole or in part by any manner of electronic, mechanical, photocopying, recording, broadcasting or otherwise now known or herein after developed without the previous express consent by the copyright owner, except for reproduction in daily press and regular printed publications on sale to the public within 60 days of the event related to those data/results and always provided that copyright symbol appears together as follows below.

© DORNA WSBK ORGANIZATION Srl 2019



Buriram 4.554 m

3 / 3

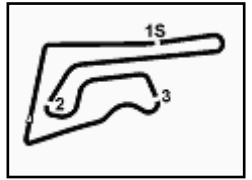
Pirelli Thai Round, 15-17 March 2019 World Superbike - Chronological Analysis Free Practice 3rd Session

7	20.382	27.860	22.083	25.875	1'36.200	278,4	11:11'43.020
8	20.383	27.693	22.363	25.904	1'36.343	279,8	11:13'19.363
9	20.852	34.153	23.897	38.184	1'57.086P	231,8	11:15'16.449

16/03/2019 P = Pits In/Out - C = Lap Time Cancelled

These data/results cannot be reproduced, stored and/or transmitted in whole or in part by any manner of electronic, mechanical, photocopying, recording, broadcasting or otherwise now known or herein after developed without the previous express consent by the copyright owner, except for reproduction in daily press and regular printed publications on sale to the public within 60 days of the event related to those data/results and always provided that copyright symbol appears together as follows below.

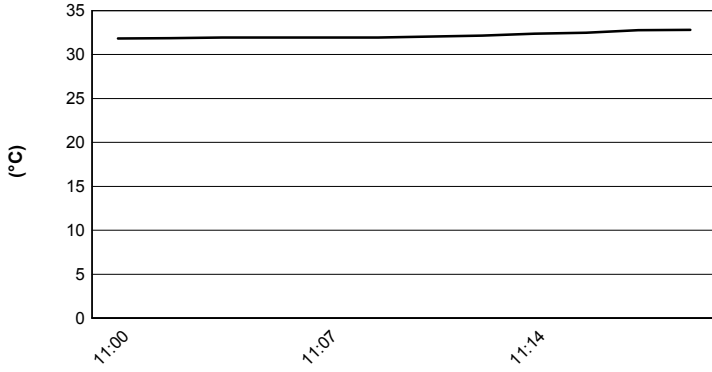
© DORNA WSBK ORGANIZATION Srl 2019



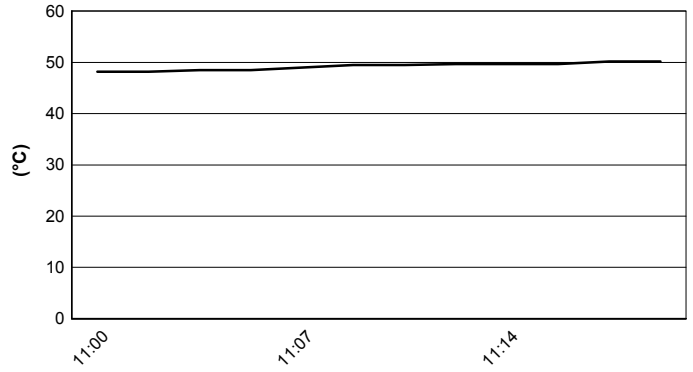
Buriram 4.554 m

Pirelli Thai Round, 15-17 March 2019
World Superbike - Weather Report Free Practice 3rd Session
 Session started 11:00 - Session ended 11:22


Air Temperature




Track Temperature



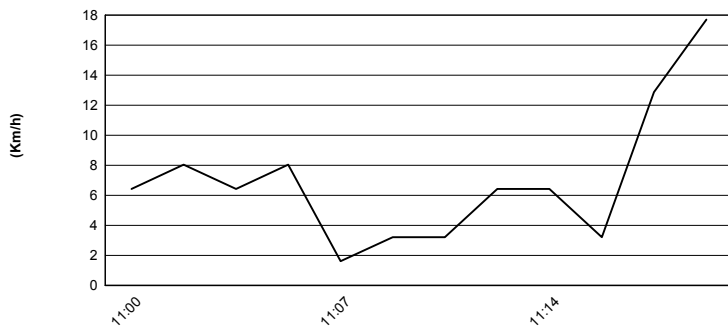
Air Pressure



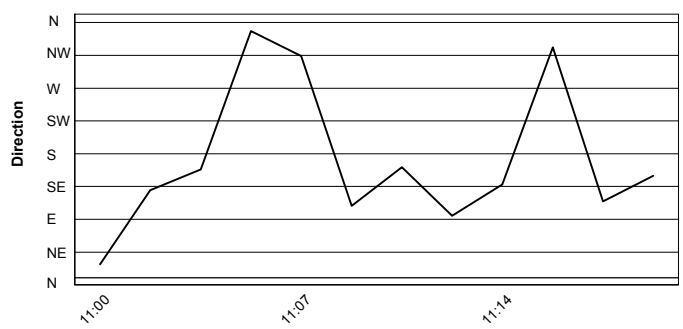
Humidity



Wind Speed



Wind Direction



16/03/2019

These data/results cannot be reproduced, stored and/or transmitted in whole or in part by any manner of electronic, mechanical, photocopying, recording, broadcasting or otherwise now known or herein after developed without the previous express consent by the copyright owner, except for reproduction in daily press and regular printed publications on sale to the public within 60 days of the event related to those data/results and always provided that copyright symbol appears together as follows below.

© DORNA WSBK ORGANIZATION Srl 2019

