

Buriram 4.554 m

1 / 2

**Pirelli Thai Round, 15-17 March 2019**
**World Superbike - Results Warm Up**

No.	Rider	Nat	Team	Bike	Class	Time	Gap	Rel.	Laps	Speed	
										Avg	Max
1	19 A. BAUTISTA	ESP	ARUBA.IT Racing - Ducati	Ducati Panigale V4 R		<b>1'32.755</b>			6	176,750	<b>310,3</b>
2	1 J. REA	GBR	Kawasaki Racing Team WorldSBK	Kawasaki ZX-10RR		<b>1'32.897</b>	0.142	0.142	9	176,479	<b>298,3</b>
3	60 M. VAN DER MARK	NED	Pata Yamaha WorldSBK Team	Yamaha YZF R1		<b>1'32.923</b>	0.168	0.026	9	176,430	<b>302,5</b>
4	7 C. DAVIES	GBR	ARUBA.IT Racing - Ducati	Ducati Panigale V4 R		<b>1'33.025</b>	0.270	0.102	9	176,236	<b>304,2</b>
5	22 A. LOWES	GBR	Pata Yamaha WorldSBK Team	Yamaha YZF R1		<b>1'33.041</b>	0.286	0.016	9	176,206	<b>295,1</b>
6	33 M. MELANDRI	ITA	GRT Yamaha WorldSBK	Yamaha YZF R1	IND	<b>1'33.096</b>	0.341	0.055	7	176,102	<b>296,7</b>
7	91 L. HASLAM	GBR	Kawasaki Racing Team WorldSBK	Kawasaki ZX-10RR		<b>1'33.256</b>	0.501	0.160	9	175,800	<b>299,2</b>
8	21 M. RINALDI	ITA	BARNI Racing Team	Ducati Panigale V4 R	IND	<b>1'33.410</b>	0.655	0.154	7	175,510	<b>300,8</b>
9	11 S. CORTESE	GER	GRT Yamaha WorldSBK	Yamaha YZF R1	IND	<b>1'33.537</b>	0.782	0.127	6	175,272	<b>293,5</b>
10	54 T. RAZGATLIOGLU	TUR	Turkish Puccetti Racing	Kawasaki ZX-10RR	IND	<b>1'33.555</b>	0.800	0.018	9	175,238	<b>295,9</b>
11	28 M. REITERBERGER	GER	BMW Motorrad WorldSBK Team	BMW S1000 RR		<b>1'33.684</b>	0.929	0.129	8	174,997	<b>292,7</b>
12	23 R. KIYONARI	JPN	Moriwaki Althea Honda Team	Honda CBR1000RR		<b>1'33.966</b>	1.211	0.282	9	174,472	<b>297,5</b>
13	81 J. TORRES	ESP	Team Pedercini Racing	Kawasaki ZX-10RR	IND	<b>1'34.004</b>	1.249	0.038	9	174,401	<b>296,7</b>
14	2 L. CAMIER	GBR	Moriwaki Althea Honda Team	Honda CBR1000RR		<b>1'34.072</b>	1.317	0.068	6	174,275	<b>295,9</b>
15	99 T. WAROKORN	THA	Kawasaki Thailand Racing Team	Kawasaki ZX-10RR	IND	<b>1'34.239</b>	1.484	0.167	9	173,966	<b>300,0</b>
16	36 L. MERCADO	ARG	Orelac Racing VerdNatura	Kawasaki ZX-10RR	IND	<b>1'34.299</b>	1.544	0.060	8	173,856	<b>289,5</b>
17	52 A. DELBIANCO	ITA	Althea Mie Racing Team	Honda CBR1000RR	IND	<b>1'35.810</b>	3.055	1.511	6	171,114	<b>284,2</b>
18	66 T. SYKES	GBR	BMW Motorrad WorldSBK Team	BMW S1000 RR					0		<b>164,9</b>
19	50 E. LAVERTY	IRL	Team Goeleven	Ducati Panigale V4 R	IND				0		

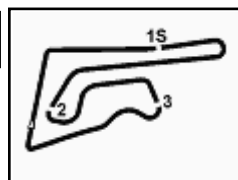
AIR	Humidity:	54%	Temp:	31°C
TRACK	Condition:	Dry	Temp:	45°C

Records	Pole (SP)	2019 A.Bautista	1'31.912	178,370	Km/h
	Race (RC1)	2019 A.Bautista	1'32.724	176,810	Km/h
	All Times (SP)	2019 A.Bautista	1'31.912	178,370	Km/h

Start 17/03/2019 10:00 End 10:17 The results are provisional until the end of the time limit for protests and appeals and the completion of the technical checks.

These data/results cannot be reproduced, stored and/or transmitted in whole or in part by any manner of electronic, mechanical, photocopying, recording, broadcasting or otherwise now known or herein after developed without the previous express consent by the copyright owner, except for reproduction in daily press and regular printed publications on sale to the public within 60 days of the event related to those data/results and always provided that copyright symbol appears together as follows below.

© DORNA WSBK ORGANIZATION Srl 2019


**Pirelli Thai Round, 15-17 March 2019**
**World Superbike - Results Warm Up**
**Session Highlights**

Local Time	No. Rider	Description
10.00.00		Start
10.00.05		WorldSBK Pit Intervention Time: 1min 17secs
10.02.42	<b>66 T. SYKES</b>	Technical Problem - Turn 3
10.16.16	<b>11 S. CORTESE</b>	On Asphalt - Re-Joined - Turn 12
10.16.47	<b>7 C. DAVIES</b>	Lap Cancelled (1'33.242) - Exceeded Track Limits - Turn 4
10.17.05		End Of Session

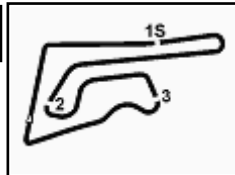
**Fastest Laps Sequence**

No.	Rider	Nat	Team	Bike	Local Time	Time	Gap	Avg
1	J. REA	GBR	Kawasaki Racing Team WorldSBK	Kawasaki ZX-10RR	10:03'16.690	<b>1'33.592</b>		175,169
22	A. LOWES	GBR	Pata Yamaha WorldSBK Team	Yamaha YZF R1	10:03'21.301	<b>1'33.493</b>	-0.099	175,354
19	A. BAUTISTA	ESP	ARUBA.IT Racing - Ducati	Ducati Panigale V4 R	10:03'37.975	<b>1'33.105</b>	-0.388	176,085
22	A. LOWES	GBR	Pata Yamaha WorldSBK Team	Yamaha YZF R1	10:06'27.739	<b>1'33.041</b>	-0.064	176,206
7	C. DAVIES	GBR	ARUBA.IT Racing - Ducati	Ducati Panigale V4 R	10:08'32.940	<b>1'33.025</b>	-0.016	176,236
1	J. REA	GBR	Kawasaki Racing Team WorldSBK	Kawasaki ZX-10RR	10:11'02.546	<b>1'32.897</b>	-0.128	176,479
19	A. BAUTISTA	ESP	ARUBA.IT Racing - Ducati	Ducati Panigale V4 R	10:14'11.270	<b>1'32.755</b>	-0.142	176,750

Start                      End                      The results are provisional until the end of the time limit for protests and appeals  
17/03/2019              10:00                      10:17                      and the completion of the technical checks.

These data/results cannot be reproduced, stored and/or transmitted in whole or in part by any manner of electronic, mechanical, photocopying, recording, broadcasting or otherwise now known or herein after developed without the previous express consent by the copyright owner, except for reproduction in daily press and regular printed publications on sale to the public within 60 days of the event related to those data/results and always provided that copyright symbol appears together as follows below.

© DORNA WSBK ORGANIZATION Srl 2019



Buriram 4.554 m

## Pirelli Thai Round, 15-17 March 2019 World Superbike - Best Sectors & Speed Warm Up

BEST LAP		
1	19 A. BAUTISTA	Ducati Panigale V4 R 1'32.755
2	1 J. REA	Kawasaki ZX-10RR 1'32.897
3	60 M. VAN DER MARK	Yamaha YZF R1 1'32.923
4	7 C. DAVIES	Ducati Panigale V4 R 1'33.025
5	22 A. LOWES	Yamaha YZF R1 1'33.041
6	33 M. MELANDRI	Yamaha YZF R1 1'33.096
7	91 L. HASLAM	Kawasaki ZX-10RR 1'33.256
8	21 M. RINALDI	Ducati Panigale V4 R 1'33.410
9	11 S. CORTESE	Yamaha YZF R1 1'33.537
10	54 T. RAZGATLIOGLU	Kawasaki ZX-10RR 1'33.555
11	28 M. REITERBERGER	BMW S1000 RR 1'33.684
12	23 R. KIYONARI	Honda CBR1000RR 1'33.966
13	81 J. TORRES	Kawasaki ZX-10RR 1'34.004
14	2 L. CAMIER	Honda CBR1000RR 1'34.072
15	99 T. WAROKORN	Kawasaki ZX-10RR 1'34.239
16	36 L. MERCADO	Kawasaki ZX-10RR 1'34.299
17	52 A. DELBIANCO	Honda CBR1000RR 1'35.810
18	50 E. LAVERTY	Ducati Panigale V4 R
19	66 T. SYKES	BMW S1000 RR

SPEED		
1	19 A. BAUTISTA	Ducati Panigale V4 R 310,3
2	7 C. DAVIES	Ducati Panigale V4 R 304,2
3	60 M. VAN DER MARK	Yamaha YZF R1 302,5
4	21 M. RINALDI	Ducati Panigale V4 R 300,8
5	99 T. WAROKORN	Kawasaki ZX-10RR 300,0
6	91 L. HASLAM	Kawasaki ZX-10RR 299,2
7	1 J. REA	Kawasaki ZX-10RR 298,3
8	23 R. KIYONARI	Honda CBR1000RR 297,5
9	33 M. MELANDRI	Yamaha YZF R1 296,7
10	81 J. TORRES	Kawasaki ZX-10RR 296,7
11	2 L. CAMIER	Honda CBR1000RR 295,9
12	54 T. RAZGATLIOGLU	Kawasaki ZX-10RR 295,9
13	22 A. LOWES	Yamaha YZF R1 295,1
14	11 S. CORTESE	Yamaha YZF R1 293,5
15	28 M. REITERBERGER	BMW S1000 RR 292,7
16	36 L. MERCADO	Kawasaki ZX-10RR 289,5
17	52 A. DELBIANCO	Honda CBR1000RR 284,2
18	66 T. SYKES	BMW S1000 RR 164,9

SEG. 1		SEG. 2		SEG. 3		SEG. 4	
1	19 A. BAUTISTA 19.268	1	19 A. BAUTISTA 26.559	1	22 A. LOWES 21.493	1	22 A. LOWES 24.943
2	7 C. DAVIES 19.318	2	7 C. DAVIES 26.566	2	1 J. REA 21.540	2	1 J. REA 24.989
3	60 M. VAN DER MARK 19.456	3	60 M. VAN DER MARK 26.616	3	54 T. RAZGATLIOGLU 21.596	3	7 C. DAVIES 25.015
4	21 M. RINALDI 19.506	4	33 M. MELANDRI 26.661	4	33 M. MELANDRI 21.615	4	54 T. RAZGATLIOGLU 25.038
5	33 M. MELANDRI 19.538	5	1 J. REA 26.684	5	60 M. VAN DER MARK 21.629	5	60 M. VAN DER MARK 25.041
6	1 J. REA 19.557	6	91 L. HASLAM 26.709	6	19 A. BAUTISTA 21.647	6	33 M. MELANDRI 25.115
7	22 A. LOWES 19.565	7	22 A. LOWES 26.769	7	11 S. CORTESE 21.658	7	11 S. CORTESE 25.130
8	91 L. HASLAM 19.580	8	54 T. RAZGATLIOGLU 26.877	8	91 L. HASLAM 21.691	8	19 A. BAUTISTA 25.164
9	99 T. WAROKORN 19.615	9	28 M. REITERBERGER 26.926	9	21 M. RINALDI 21.696	9	91 L. HASLAM 25.166
10	23 R. KIYONARI 19.645	10	21 M. RINALDI 26.942	10	28 M. REITERBERGER 21.702	10	28 M. REITERBERGER 25.168
11	2 L. CAMIER 19.716	11	11 S. CORTESE 26.944	11	23 R. KIYONARI 21.706	11	21 M. RINALDI 25.186
12	54 T. RAZGATLIOGLU 19.721	12	2 L. CAMIER 27.050	12	2 L. CAMIER 21.709	12	81 J. TORRES 25.192
13	11 S. CORTESE 19.740	13	81 J. TORRES 27.057	13	81 J. TORRES 21.761	13	23 R. KIYONARI 25.231
14	28 M. REITERBERGER 19.792	14	23 R. KIYONARI 27.081	14	99 T. WAROKORN 21.770	14	2 L. CAMIER 25.275
15	81 J. TORRES 19.824	15	99 T. WAROKORN 27.167	15	36 L. MERCADO 21.802	15	36 L. MERCADO 25.277
16	36 L. MERCADO 19.909	16	36 L. MERCADO 27.222	16	7 C. DAVIES 21.874	16	99 T. WAROKORN 25.400
17	52 A. DELBIANCO 20.266	17	52 A. DELBIANCO 27.610	17	52 A. DELBIANCO 22.121	17	52 A. DELBIANCO 25.704

17/03/2019

These data/results cannot be reproduced, stored and/or transmitted in whole or in part by any manner of electronic, mechanical, photocopying, recording, broadcasting or otherwise now known or herein after developed without the previous express consent by the copyright owner, except for reproduction in daily press and regular printed publications on sale to the public within 60 days of the event related to those data/results and always provided that copyright symbol appears together as follows below.

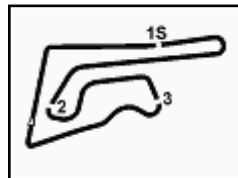
© DORNA WSBK ORGANIZATION Srl 2019

**FICR PERUGIA TIMING**


Official Tyre Supplier



Official Timekeeper



Buriram 4.554 m

## Pirelli Thai Round, 15-17 March 2019

### World Superbike - Ideal Times Warm Up

No.	Rider	Nat	Bike	Seg. 1	Seg. 2	Seg. 3	Seg. 4	Ideal Time		
				Diff. 1	Diff. 2	Diff. 3	Diff. 4	Best Lap	Pos.	Diff.
1	19 A. BAUTISTA	ESP	Ducati Panigale V4 R	19.268 +0.001	26.559	21.647	25.164 +0.116	<b>1'32.638</b> 1'32.755	1	0.117
2	60 M. VAN DER MARK	NED	Yamaha YZF R1	19.456	26.616 +0.162	21.629	25.041 +0.019	<b>1'32.742</b> 1'32.923	3	0.181
3	22 A. LOWES	GBR	Yamaha YZF R1	19.565 +0.037	26.769 +0.118	21.493 +0.116	24.943	<b>1'32.770</b> 1'33.041	5	0.271
4	1 J. REA	GBR	Kawasaki ZX-10RR	19.557 +0.060	26.684 +0.002	21.540	24.989 +0.065	<b>1'32.770</b> 1'32.897	2	0.127
5	7 C. DAVIES	GBR	Ducati Panigale V4 R	19.318 +0.135	26.566 +0.082	21.874 +0.035	25.015	<b>1'32.773</b> 1'33.025	4	0.252
6	33 M. MELANDRI	ITA	Yamaha YZF R1	19.538 +0.058	26.661 +0.109	21.615	25.115	<b>1'32.929</b> 1'33.096	6	0.167
7	91 L. HASLAM	GBR	Kawasaki ZX-10RR	19.580	26.709	21.691 +0.052	25.166 +0.058	<b>1'33.146</b> 1'33.256	7	0.110
8	54 T. RAZGATLIOGLU	TUR	Kawasaki ZX-10RR	19.721 +0.088	26.877	21.596	25.038 +0.235	<b>1'33.232</b> 1'33.555	10	0.323
9	21 M. RINALDI	ITA	Ducati Panigale V4 R	19.506 +0.015	26.942	21.696 +0.032	25.186 +0.033	<b>1'33.330</b> 1'33.410	8	0.080
10	11 S. CORTESE	GER	Yamaha YZF R1	19.740 +0.024	26.944 +0.041	21.658	25.130	<b>1'33.472</b> 1'33.537	9	0.065
11	28 M. REITERBERGER	GER	BMW S1000 RR	19.792 +0.015	26.926 +0.026	21.702 +0.020	25.168 +0.035	<b>1'33.588</b> 1'33.684	11	0.096
12	23 R. KIYONARI	JPN	Honda CBR1000RR	19.645 +0.034	27.081 +0.090	21.706 +0.179	25.231	<b>1'33.663</b> 1'33.966	12	0.303
13	2 L. CAMIER	GBR	Honda CBR1000RR	19.716 +0.079	27.050	21.709 +0.243	25.275	<b>1'33.750</b> 1'34.072	14	0.322
14	81 J. TORRES	ESP	Kawasaki ZX-10RR	19.824 +0.045	27.057 +0.036	21.761	25.192 +0.089	<b>1'33.834</b> 1'34.004	13	0.170
15	99 T. WAROKORN	THA	Kawasaki ZX-10RR	19.615 +0.015	27.167 +0.196	21.770 +0.076	25.400	<b>1'33.952</b> 1'34.239	15	0.287
16	36 L. MERCADO	ARG	Kawasaki ZX-10RR	19.909	27.222 +0.024	21.802	25.277 +0.065	<b>1'34.210</b> 1'34.299	16	0.089
17	52 A. DELBIANCO	ITA	Honda CBR1000RR	20.266 +0.042	27.610 +0.067	22.121	25.704	<b>1'35.701</b> 1'35.810	17	0.109
	50 E. LAVERTY	IRL	Ducati Panigale V4 R	One or more sectors missing						
	66 T. SYKES	GBR	BMW S1000 RR	One or more sectors missing						
<b>Overall Ideal Time</b>				19.268	26.559	21.493	24.943	<b>1'32.263</b>		

17/03/2019

These data/results cannot be reproduced, stored and/or transmitted in whole or in part by any manner of electronic, mechanical, photocopying, recording, broadcasting or otherwise now known or herein after developed without the previous express consent by the copyright owner, except for reproduction in daily press and regular printed publications on sale to the public within 60 days of the event related to those data/results and always provided that copyright symbol appears together as follows below.

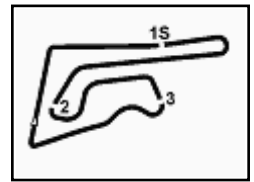
© DORNA WSBK ORGANIZATION Srl 2019

**FICR PERUGIA TIMING**


Official Tyre Supplier



Official Timekeeper



Buriram 4.554 m

1 / 2

1° 19 A. BAUTISTA (1'32.755)								6° 33 M. MELANDRI (1'33.096)							
Lap	Seg.1	Seg.2	Seg.3	Seg.4	Lap Time	km/h	Local Time	Lap	Seg.1	Seg.2	Seg.3	Seg.4	Lap Time	km/h	Local Time
1		28.545	22.429	25.930	261,5	10:02'04.870		1		33.147	22.537	25.704	246,0	10:02'06.286	
2	19.318	26.715	21.908	<b>25.164</b>	1'33.105	<b>310,3</b>	10:03'37.975	2	19.643	27.072	21.775	25.245	1'33.735	293,5	10:03'40.021
3	19.275	26.793	21.816	25.233	1'33.117	308,6	10:05'11.092	3	19.570	26.773	21.626	25.207	1'33.176	<b>296,7</b>	10:05'13.197
4	22.989	28.096	22.071	35.562	1'48.718P	281,3	10:06'59.810	4	<b>19.538</b>	29.459	22.179	36.558	1'47.734P	288,8	10:07'00.931
5	4'23.125	28.085	22.211	25.284	5'38.705P	267,3	10:12'38.515	5	3'21.319	32.491	25.467	29.827	4'49.104P	219,5	10:11'50.035
6	19.269	<b>26.559</b>	<b>21.647</b>	25.280	<b>1'32.755</b>	308,6	10:14'11.270	6	19.814	27.715	21.816	25.609	1'34.954	280,5	10:13'24.989
7	<b>19.268</b>	26.611	21.762	25.179	1'32.820	309,5	10:15'44.090	7	19.596	26.770	<b>21.615</b>	<b>25.115</b>	<b>1'33.096</b>	287,2	10:14'58.085
								8	19.662	<b>26.661</b>	21.795	25.248	1'33.366	293,5	10:16'31.451

2° 1 J. REA (1'32.897)								7° 91 L. HASLAM (1'33.256)							
Lap	Seg.1	Seg.2	Seg.3	Seg.4	Lap Time	km/h	Local Time	Lap	Seg.1	Seg.2	Seg.3	Seg.4	Lap Time	km/h	Local Time
1		29.029	22.862	25.989	259,6	10:01'43.098		1		29.430	22.696	26.051	255,9	10:01'43.371	
2	19.664	27.034	21.814	25.080	1'33.592	<b>298,3</b>	10:03'16.690	2	19.768	27.447	21.795	<b>25.166</b>	1'34.176	297,5	10:03'17.547
3	19.561	26.856	21.674	25.127	1'33.218	297,5	10:04'49.908	3	19.593	26.858	<b>21.691</b>	25.416	1'33.558	<b>299,2</b>	10:04'51.105
4	19.677	26.804	21.752	25.085	1'33.318	296,7	10:06'23.226	4	<b>19.580</b>	<b>26.709</b>	21.743	25.224	<b>1'33.256</b>	<b>299,2</b>	10:06'24.361
5	19.615	<b>26.684</b>	21.703	25.158	1'33.160	296,7	10:07'56.386	5	19.605	26.745	26.596	25.975	1'38.921	297,5	10:08'03.282
6	19.600	26.843	21.664	25.156	1'33.263	295,9	10:09'29.649	6	19.703	26.863	21.774	27.329	1'35.669	296,7	10:09'38.951
7	19.617	26.686	<b>21.540</b>	25.054	<b>1'32.897</b>	296,7	10:11'02.546	7	19.617	30.501			1'46.779	<b>299,2</b>	10:11'25.730
8	<b>19.557</b>	26.877	21.624	<b>24.989</b>	1'33.047	297,5	10:12'35.593	8	19.671	26.895	21.753	25.252	1'33.571	<b>299,2</b>	10:12'59.301
9	19.584	26.884	21.725	25.114	1'33.307	295,9	10:14'08.900	9	19.633	26.928	21.910	25.258	1'33.729	297,5	10:14'33.030
10	19.597	26.809	21.693	25.257	1'33.356	296,7	10:15'42.256	10	19.614	27.277	22.458	26.537	1'35.886	298,3	10:16'08.916

3° 60 M. VAN DER MARK (1'32.923)								8° 21 M. RINALDI (1'33.410)							
Lap	Seg.1	Seg.2	Seg.3	Seg.4	Lap Time	km/h	Local Time	Lap	Seg.1	Seg.2	Seg.3	Seg.4	Lap Time	km/h	Local Time
1		28.008	22.311	25.670	280,5	10:01'54.216		1		28.520	22.441	25.779	273,4	10:02'03.677	
2	19.695	26.973	21.794	25.218	1'33.680	295,9	10:03'27.896	2	19.676	27.569	22.232	25.423	1'34.900	297,5	10:03'38.577
3	19.672	26.900	21.736	25.081	1'33.389	298,3	10:05'01.285	3	19.542	27.250	21.944	<b>25.186</b>	1'33.922	<b>300,8</b>	10:05'12.499
4	19.805	26.716	21.669	25.113	1'33.303	293,5	10:06'34.588	4	<b>19.506</b>	30.761	22.202	36.846	1'49.315P	297,5	10:07'01.814
5	19.612	26.699	21.669	25.126	1'33.106	296,7	10:08'07.694	5	3'21.822	29.785	22.623	28.550	4'42.780P	233,3	10:11'44.594
6	19.629	31.049	21.720	25.479	1'37.877	297,5	10:09'45.571	6	19.597	27.220	21.900	25.227	1'33.944	297,5	10:13'18.538
7	<b>19.456</b>	26.778	<b>21.629</b>	25.060	<b>1'32.923</b>	<b>302,5</b>	10:11'18.494	7	<b>19.506</b>	27.009	<b>21.696</b>	25.239	1'33.450	298,3	10:14'51.988
8	19.651	26.688	21.630	25.079	1'33.048	296,7	10:12'51.542	8	19.521	<b>26.942</b>	21.728	25.219	<b>1'33.410</b>	297,5	10:16'25.398
9	19.593	26.720	21.754	25.141	1'33.208	294,3	10:14'24.750								
10	19.634	<b>26.616</b>	21.776	<b>25.041</b>	1'33.067	295,1	10:15'57.817								

4° 7 C. DAVIES (1'33.025)								9° 11 S. CORTESE (1'33.537)							
Lap	Seg.1	Seg.2	Seg.3	Seg.4	Lap Time	km/h	Local Time	Lap	Seg.1	Seg.2	Seg.3	Seg.4	Lap Time	km/h	Local Time
1		28.296	22.571	25.576	267,3	10:02'19.249		1		32.502	25.811	26.641	242,2	10:06'38.807	
2	<b>19.318</b>	27.330	22.285	25.253	1'34.186	303,4	10:03'53.435	2	19.928	27.240	21.880	25.418	1'34.466	291,1	10:08'13.273
3	19.396	26.814	<b>21.874</b>	25.153	1'33.237	<b>304,2</b>	10:05'26.672	3	<b>19.740</b>	27.206	21.802	25.150	1'33.898	291,9	10:09'47.171
4	19.449	<b>26.566</b>	22.078	25.150	1'33.243	303,4	10:06'59.915	4	19.764	26.985	<b>21.658</b>	<b>25.130</b>	<b>1'33.537</b>	<b>292,7</b>	10:11'20.708
5	19.453	26.648	21.909	<b>25.015</b>	<b>1'33.025</b>	303,4	10:08'32.940	5	<b>19.740</b>	<b>26.944</b>	21.942	25.629	1'34.255	<b>293,5</b>	10:12'54.963
6	19.389	27.090	21.965	25.150	1'33.594	<b>304,2</b>	10:10'06.534	6	19.780	27.057	21.823	25.472	1'34.132	291,1	10:14'29.095
7	19.434	27.466	24.483	28.328	1'39.711	<b>304,2</b>	10:11'46.245	7	19.831	26.997	21.733	28.801	1'37.362	291,1	10:16'06.457
8	19.488	26.577	21.901	25.088	1'33.054	<b>303,4</b>	10:13'19.299								
9	19.379	26.716	22.763	26.308	1'35.166	303,4	10:14'54.465								
10	19.354	26.850	21.949	25.089	1'33.242C	303,4	10:16'27.707								

5° 22 A. LOWES (1'33.041)								10° 54 T. RAZGATLIOGLU (1'33.555)							
Lap	Seg.1	Seg.2	Seg.3	Seg.4	Lap Time	km/h	Local Time	Lap	Seg.1	Seg.2	Seg.3	Seg.4	Lap Time	km/h	Local Time
1		28.816	22.100	25.342	253,5	10:01'47.808		1		29.371	22.534	25.585	248,3	10:01'44.279	
2	19.595	27.077	21.731	25.090	1'33.493	<b>295,1</b>	10:03'21.301	2	19.849	27.527	21.795	<b>25.038</b>	1'34.209	291,9	10:03'18.488
3	19.620	27.098	21.602	25.077	1'33.397	293,5	10:04'54.698	3	19.801	27.040	21.702	25.243	1'33.786	292,7	10:04'52.274
4	19.602	26.887	21.609	<b>24.943</b>	<b>1'33.041</b>	293,5	10:06'27.739	4	19.767	26.902	21.789	25.239	1'33.697	293,5	10:06'25.971
5	19.570	26.866	<b>21.493</b>	25.113	1'33.042	293,5	10:08'00.781	5	19.774	27.031	21.724	25.256	1'33.785	292,7	10:07'59.756
6	19.598	<b>26.769</b>	21.603	25.234	1'33.204	<b>295,1</b>	10:09'33.985	6	19.849	27.067	21.777	25.935	1'34.628	291,1	10:09'34.384
7	19.734	26.943	21.831	25.144	1'33.652	292,7	10:11'07.637	7	19.829	26.932	21.621	25.274	1'33.656	294,3	10:11'08.040
8	19.639	26.964	21.742	25.118	1'33.463	293,5	10:12'41.100	8	19.809	<b>26.877</b>	<b>21.596</b>	25.273	<b>1'33.555</b>	<b>295,9</b>	10:12'41.595
9	<b>19.565</b>	26.881	21.767	25.064	1'33.277	293,5	10:14'14.377	9	19.753	26.989	21.799	25.293	1'33.834	293,5	10:14'15.429
10	19.588	26.816	21.770	25.162	1'33.336	<b>295,1</b>	10:15'47.713	10	<b>19.721</b>	27.071	21.884	25.331	1'34.007	293,5	10:15'49.436

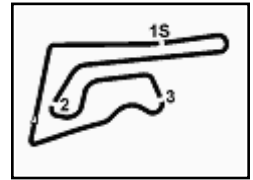
  

11° 28 M. REITERBERGER (1'33.684)							
Lap	Seg.1	Seg.2	Seg.3	Seg.4	Lap Time	km/h	Local Time
1		30.460	22.754	25.968	238,4	10:02'47.590	
2	20.030	28.057	22.133	25.516	1'35.736	289,5	10:04'23.326

17/03/2019 P = Pits In/Out - C = Lap Time Cancelled

These data/results cannot be reproduced, stored and/or transmitted in whole or in part by any manner of electronic, mechanical, photocopying, recording, broadcasting or otherwise now known or herein after developed without the previous express consent by the copyright owner, except for reproduction in daily press and regular printed publications on sale to the public within 60 days of the event related to those data/results and always provided that copyright symbol appears together as follows below.

© DORNA WSBK ORGANIZATION Srl 2019



Buriram 4.554 m

**2 / 2**

## Pirelli Thai Round, 15-17 March 2019 World Superbike - Chronological Analysis Warm Up

3	19.857	27.166	21.965	25.228	1'34.216	291,9	10:05'57.542	4	19.983	<b>27.222</b>	21.891	25.441	1'34.537	<b>289,5</b>	10:06'51.181
4	19.872	27.038	21.804	<b>25.168</b>	1'33.882	291,1	10:07'31.424	5	20.021	27.337	21.828	25.321	1'34.507	288,0	10:08'25.688
5	19.848	26.963	<b>21.702</b>	25.349	1'33.862	291,9	10:09'05.286	6	<b>19.909</b>	27.246	<b>21.802</b>	25.342	<b>1'34.299</b>	<b>289,5</b>	10:09'59.987
6	19.931	26.987	21.913	25.272	1'34.103	<b>292,7</b>	10:10'39.389	7	20.026	28.813	23.896	36.226	1'48.961P	288,0	10:11'48.948
7	19.807	26.952	21.722	25.203	<b>1'33.684</b>	<b>292,7</b>	10:12'13.073	8	1'24.405	27.663	22.106	26.680	2'40.854P	251,7	10:14'29.802
8	<b>19.792</b>	27.128	21.850	25.298	1'34.068	291,9	10:13'47.141	9	20.279	27.867	21.982	25.305	1'35.433	<b>289,5</b>	10:16'05.235
9	19.799	<b>26.926</b>	21.746	25.228	1'33.699	291,1	10:15'20.840								

12° 23 R. KIYONARI (1'33.966)								17° 52 A. DELBIANCO (1'35.810)							
Lap	Seg.1	Seg.2	Seg.3	Seg.4	Lap Time	km/h	Local Time	Lap	Seg.1	Seg.2	Seg.3	Seg.4	Lap Time	km/h	Local Time
1		30.762	23.563	26.082		231,8	10:01'52.052	1		31.017	22.228	25.977		212,2	10:01'49.260
2	19.881	27.390	21.918	25.450	1'34.639	295,1	10:03'26.691	2	20.308	27.677	<b>22.121</b>	<b>25.704</b>	<b>1'35.810</b>	283,5	10:03'25.070
3	19.738	27.376	21.720	25.520	1'34.354	294,3	10:05'01.045	3	20.331	<b>27.610</b>	22.194	26.003	1'36.138	281,3	10:05'01.208
4	20.060	27.368	21.950	25.467	1'34.845	288,0	10:06'35.890	4	20.285	27.630	22.508	25.865	1'36.288	<b>284,2</b>	10:06'37.496
5	19.679	27.171	21.885	<b>25.231</b>	<b>1'33.966</b>	296,7	10:08'09.856	5	<b>20.266</b>	27.643	22.208	25.808	1'35.925	282,0	10:08'13.421
6	19.713	27.281	<b>21.706</b>	25.497	1'34.197	<b>297,5</b>	10:09'44.053	6	21.635	29.901	23.858	39.677	1'55.071P	262,1	10:10'08.492
7	<b>19.645</b>	27.097	22.093	25.343	1'34.178	296,7	10:11'18.231	7	5'03.694	30.149	24.414	26.093	6'24.350P	255,9	10:16'32.842
8	19.970	<b>27.081</b>	21.851	25.411	1'34.313	287,2	10:12'52.544								
9	20.080	27.156	22.030	25.492	1'34.758	293,5	10:14'27.302								
10	19.731	27.244	22.016	25.547	1'34.538	295,9	10:16'01.840								

13° 81 J. TORRES (1'34.004)							
Lap	Seg.1	Seg.2	Seg.3	Seg.4	Lap Time	km/h	Local Time
1		30.224	23.053	26.356		235,8	10:01'47.363
2	20.100	27.576	21.783	25.526	1'34.985	291,1	10:03'22.348
3	19.878	27.444	21.979	25.634	1'34.935	<b>296,7</b>	10:04'57.283
4	19.868	27.241	21.824	30.197	1'39.130	294,3	10:06'36.413
5	19.933	27.085	21.916	25.416	1'34.350	290,3	10:08'10.763
6	19.982	<b>27.057</b>	21.879	25.367	1'34.285	291,1	10:09'45.048
7	19.931	27.196	21.901	<b>25.192</b>	1'34.220	291,1	10:11'19.268
8	19.869	27.093	<b>21.761</b>	25.281	<b>1'34.004</b>	293,5	10:12'53.272
9	19.868	27.323	21.916	25.285	1'34.392	291,1	10:14'27.664
10	<b>19.824</b>	27.130	21.817	25.486	1'34.257	294,3	10:16'01.921

14° 2 L. CAMIER (1'34.072)							
Lap	Seg.1	Seg.2	Seg.3	Seg.4	Lap Time	km/h	Local Time
1		29.662	22.238	25.713		246,6	10:01'48.622
2	19.762	27.236	<b>21.709</b>	25.520	1'34.227	295,1	10:03'22.849
3	<b>19.716</b>	27.449	21.858	25.620	1'34.643	<b>295,9</b>	10:04'57.492
4	19.764	27.514	22.095	36.757	1'46.130P	295,1	10:06'43.622
5	4'34.177	28.136	22.288	25.465	5'50.066P	279,1	10:12'33.688
6	19.847	27.229	21.775	25.306	1'34.157	288,8	10:14'07.845
7	19.795	<b>27.050</b>	21.952	<b>25.275</b>	<b>1'34.072</b>	289,5	10:15'41.917

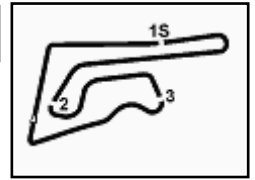
15° 99 T. WAROKORN (1'34.239)							
Lap	Seg.1	Seg.2	Seg.3	Seg.4	Lap Time	km/h	Local Time
1		31.447	23.075	26.372		251,2	10:01'46.694
2	19.865	27.967	22.077	25.501	1'35.410	294,3	10:03'22.104
3	19.870	27.515	22.001	25.653	1'35.039	298,3	10:04'57.143
4	19.630	27.363	21.846	<b>25.400</b>	<b>1'34.239</b>	298,3	10:06'31.382
5	20.289	27.533	21.860	25.540	1'35.222	295,1	10:08'06.604
6	19.636	27.711	28.935	25.559	1'41.841	296,7	10:09'48.445
7	19.702	27.282	<b>21.770</b>	25.861	1'34.615	297,5	10:11'23.060
8	<b>19.615</b>	27.349	21.854	29.372	1'38.190	<b>300,0</b>	10:13'01.250
9	19.924	<b>27.167</b>	22.041	25.527	1'34.659	296,7	10:14'35.909
10	19.656	27.369	21.885	25.444	1'34.354	297,5	10:16'10.263

16° 36 L. MERCADO (1'34.299)							
Lap	Seg.1	Seg.2	Seg.3	Seg.4	Lap Time	km/h	Local Time
1		30.560	27.461	28.227		237,4	10:01'57.872
2	20.838	30.216	27.656	25.461	1'44.171	278,4	10:03'42.043
3	19.952	27.278	22.094	<b>25.277</b>	1'34.601	288,8	10:05'16.644

17/03/2019 P = Pits In/Out - C = Lap Time Cancelled

These data/results cannot be reproduced, stored and/or transmitted in whole or in part by any manner of electronic, mechanical, photocopying, recording, broadcasting or otherwise now known or herein after developed without the previous express consent by the copyright owner, except for reproduction in daily press and regular printed publications on sale to the public within 60 days of the event related to those data/results and always provided that copyright symbol appears together as follows below.

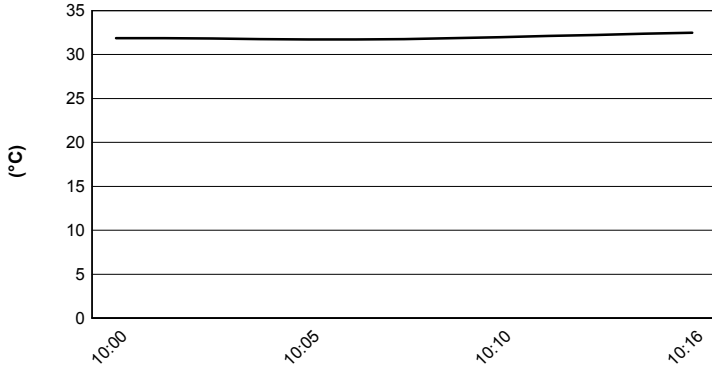
© DORNA WSBK ORGANIZATION Srl 2019



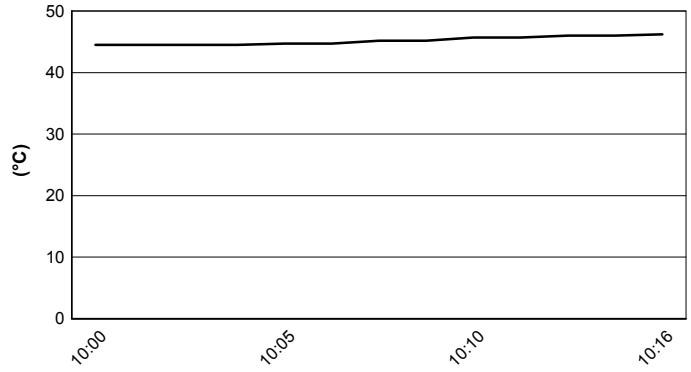
Buriram 4.554 m

**Pirelli Thai Round, 15-17 March 2019**  
**World Superbike - Weather Report Warm Up**  
 Session started 10:00 - Session ended 10:17


### Air Temperature



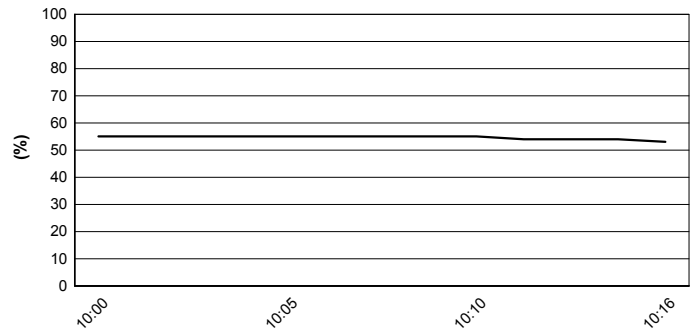
### Track Temperature



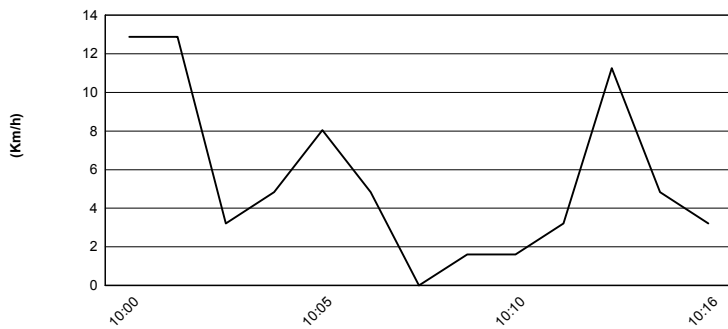
### Air Pressure



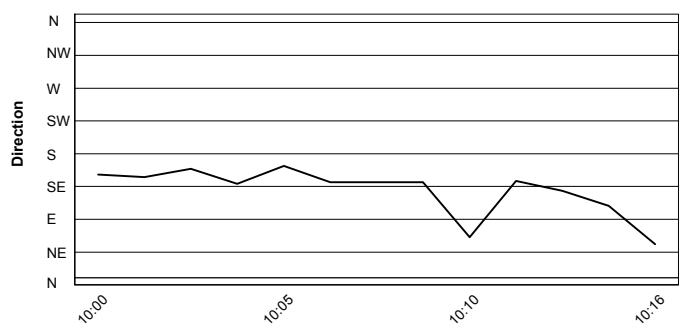
### Humidity



### Wind Speed



### Wind Direction

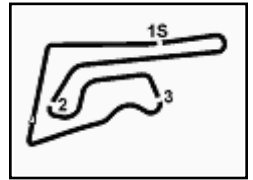


17/03/2019

These data/results cannot be reproduced, stored and/or transmitted in whole or in part by any manner of electronic, mechanical, photocopying, recording, broadcasting or otherwise now known or herein after developed without the previous express consent by the copyright owner, except for reproduction in daily press and regular printed publications on sale to the public within 60 days of the event related to those data/results and always provided that copyright symbol appears together as follows below.

© DORNA WSBK ORGANIZATION Srl 2019





Buriram 4.554 m

## Pirelli Thai Round, 15-17 March 2019

### World Superbike - Starting Grid - Tissot Superpole Race

10 Laps x 4,554 km = 45,540 km

Pos	Number	Rider Name	Team	Time
1	19	BAUTISTA A.	Ducati	1'31.912
2	1	REA J.	Kawasaki	1'32.341
3	22	LOWES A.	Yamaha	1'32.440
4	11	CORTESE S.	Yamaha	1'32.608
5	91	HASLAM L.	Kawasaki	1'32.688
6	66	SYKES T.	BMW	1'32.909
7	33	MELANDRI M.	Yamaha	1'33.002
8	50	LAVERTY E.	Ducati	1'33.037
9	7	DAVIES C.	Ducati	1'33.196
10	60	VAN DER MARK M.	Yamaha	1'33.243
11	28	REITERBERGER M.	BMW	1'33.257
12	2	CAMIER L.	Honda	1'33.269
13	54	RAZGATLIOGLU T.	Kawasaki	1'33.466
14	36	MERCADO L.	Kawasaki	1'33.529
15	81	TORRES J.	Kawasaki	1'33.535
16	21	RINALDI M.	Ducati	1'33.651
17	23	KIYONARI R.	Honda	1'33.758
18	99	WAROKORN T.	Kawasaki	1'33.817
19	52	DELBIANCO A.	Honda	1'35.596

17/03/2019 Jury President .....

These data/results cannot be reproduced, stored and/or transmitted in whole or in part by any manner of electronic, mechanical, photocopying, recording, broadcasting or otherwise now known or herein after developed without the previous express consent by the copyright owner, except for reproduction in daily press and regular printed publications on sale to the public within 60 days of the event related to those data/results and always provided that copyright symbol appears together as follows below.

© DORNA WSBK ORGANIZATION Srl 2019

FKR PERUGIA TIMING



Official Tyre Supplier



Official Timekeeper