

Buriram 4.554 m

Pirelli Thai Round, 15-17 March 2019
World Supersport - Combined Results

No.	Rider	Nat	Team	Bike	FP1	FP2	FP3	Time	Gap	Rel.	Avg	LL
1	64 F. CARICASULO	ITA	BARDAHL Evan Bros. WorldSSP Team	Yamaha YZF R6	1'37.923	1'37.866	1'37.556	1'37.556			168,051	43
2	21 R. KRUMMENACHER	SUI	BARDAHL Evan Bros. WorldSSP Team	Yamaha YZF R6	1'38.219	1'37.831	1'37.601	1'37.601	0.045	0.045	167,974	42
3	16 J. CLUZEL	FRA	GMT94 YAMAHA	Yamaha YZF R6	1'38.274	1'37.641	1'37.801	1'37.641	0.085	0.040	167,905	43
4	36 T. GRADINGER	AUT	Kallio Racing	Yamaha YZF R6	1'38.449	1'38.343	1'37.886	1'37.886	0.330	0.245	167,485	38
5	78 H. OKUBO	JPN	Kawasaki Puccetti Racing	Kawasaki ZX-6R	1'38.599	1'38.768	1'37.929	1'37.929	0.373	0.043	167,411	39
6	32 I. VINALES	ESP	Kallio Racing	Yamaha YZF R6		1'38.479	1'38.135	1'38.135	0.579	0.206	167,060	24
7	80 H. BARBERA	ESP	Team Toth by Willirace	Yamaha YZF R6	1'38.723	1'38.239		1'38.239	0.683	0.104	166,883	34
8	3 R. DE ROSA	ITA	MV AGUSTA Reparto Corse	MV Agusta F3 675	1'39.052	1'38.460	1'38.808	1'38.460	0.904	0.221	166,508	44
9	86 A. BADOVINI	ITA	Team Pedercini Racing	Kawasaki ZX-6R	1'38.983	1'39.317	1'38.513	1'38.513	0.957	0.053	166,419	43
10	94 C. PEROLARI	FRA	GMT94 YAMAHA	Yamaha YZF R6	1'40.335	1'39.704	1'38.610	1'38.610	1.054	0.097	166,255	38
11	44 L. MAHIAS	FRA	Kawasaki Puccetti Racing	Kawasaki ZX-6R	1'38.680	1'38.670	1'38.670	1'38.670	1.114	0.060	166,154	37
12	84 L. CRESSON	BEL	Kallio Racing	Yamaha YZF R6	1'39.780	1'39.277	1'38.684	1'38.684	1.128	0.014	166,130	43
13	38 H. SOOMER	EST	MPM WILSport Racedays	Honda CBR600RR	1'39.318	1'39.174	1'38.910	1'38.910	1.354	0.226	165,751	35
14	74 J. VAN SIKKELERUS	NED	MPM WILSport Racedays	Honda CBR600RR	1'40.084	1'39.022	1'39.134	1'39.022	1.466	0.112	165,563	46
15	95 J. DANILO	FRA	CIA Landlord Insurance Honda	Honda CBR600RR	1'39.684	1'39.068	1'39.062	1'39.062	1.506	0.040	165,496	45
16	56 P. SEBESTYEN	HUN	CIA Landlord Insurance Honda	Honda CBR600RR	1'40.269	1'40.382	1'39.578	1'39.578	2.022	0.516	164,639	28
17	47 R. HARTOG	NED	Team Hartog - Against Cancer	Kawasaki ZX-6R	1'44.273	1'41.034	1'39.586	1'39.586	2.030	0.008	164,626	28
18	22 F. FULIGNI	ITA	MV AGUSTA Reparto Corse	MV Agusta F3 675	1'40.722	1'39.798	1'40.280	1'39.798	2.242	0.212	164,276	36
19	6 M. HERRERA	ESP	MS Racing	Yamaha YZF R6	1'41.399	1'40.349	1'40.126	1'40.126	2.570	0.328	163,738	41
20	30 G. VAN STRAALEN	NED	EAB Racing Team	Kawasaki ZX-6R	1'42.183	1'41.590	1'40.594	1'40.594	3.038	0.468	162,976	44
21	15 A. COPPOLA	ITA	GEMAR - Ciociaria Corse WorldSSP Team	Honda CBR600RR	1'41.312	1'41.036	1'40.754	1'40.754	3.198	0.160	162,717	38
22	10 N. CALERO	ESP	Orelac Racing VerdNatura	Kawasaki ZX-6R	1'41.233	1'42.900	1'41.025	1'41.025	3.469	0.271	162,281	26
23	46 R. NAKCHAROENSRI	THA	YAMAHA PTT Lubricants TANN Racing	Yamaha YZF R6	1'44.435	1'44.519	1'44.186	1'44.186	6.630	3.161	157,357	32
24	4 C. STANGE	CZE	GEMAR - Ciociaria Corse WorldSSP Team	Honda CBR600RR	1'51.894		1'44.319	1'44.319	6.763	0.133	157,156	10

16/03/2019

These data/results cannot be reproduced, stored and/or transmitted in whole or in part by any manner of electronic, mechanical, photocopying, recording, broadcasting or otherwise now known or herein after developed without the previous express consent by the copyright owner, except for reproduction in daily press and regular printed publications on sale to the public within 60 days of the event related to those data/results and always provided that copyright symbol appears together as follows below.

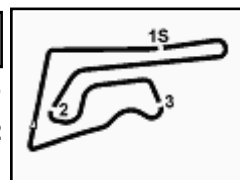
© DORNA WSBK ORGANIZATION Srl 2019

FICR PERUGIA TIMING


Official Tyre Supplier



Official Timekeeper


Pirelli Thai Round, 15-17 March 2019
World Supersport - Results Free Practice 3rd Session

Buriram 4.554 m

1 / 2

No.	Rider	Nat	Team	Bike	Time	Gap	Rel.	Laps	Speed	
									Avg	Max
1	64 F. CARICASULO	ITA	BARDAHL Evan Bros. WorldSSP Team	Yamaha YZF R6	1'37.556			11	168,051	266,7
2	21 R. KRUMMENACHER	SUI	BARDAHL Evan Bros. WorldSSP Team	Yamaha YZF R6	1'37.601	0.045	0.045	11	167,974	264,7
3	16 J. CLUZEL	FRA	GMT94 YAMAHA	Yamaha YZF R6	1'37.801	0.245	0.200	10	167,630	263,4
4	36 T. GRADINGER	AUT	Kallio Racing	Yamaha YZF R6	1'37.886	0.330	0.085	9	167,485	267,3
5	78 H. OKUBO	JPN	Kawasaki Puccetti Racing	Kawasaki ZX-6R	1'37.929	0.373	0.043	11	167,411	260,2
6	32 I. VINALES	ESP	Kallio Racing	Yamaha YZF R6	1'38.135	0.579	0.206	8	167,060	268,7
7	86 A. BADOVINI	ITA	Team Pedercini Racing	Kawasaki ZX-6R	1'38.513	0.957	0.378	10	166,419	260,2
8	94 C. PEROLARI	FRA	GMT94 YAMAHA	Yamaha YZF R6	1'38.610	1.054	0.097	8	166,255	262,8
9	44 L. MAHIAS	FRA	Kawasaki Puccetti Racing	Kawasaki ZX-6R	1'38.670	1.114	0.060	8	166,154	256,5
10	84 L. CRESSON	BEL	Kallio Racing	Yamaha YZF R6	1'38.684	1.128	0.014	10	166,130	268,7
11	3 R. DE ROSA	ITA	MV AGUSTA Reparto Corse	MV Agusta F3 675	1'38.808	1.252	0.124	9	165,922	261,5
12	38 H. SOOMER	EST	MPM WILSport Racedays	Honda CBR600RR	1'38.910	1.354	0.102	8	165,751	257,8
13	95 J. DANILO	FRA	CIA Landlord Insurance Honda	Honda CBR600RR	1'39.062	1.506	0.152	10	165,496	259,6
14	74 J. VAN SIKKELERUS	NED	MPM WILSport Racedays	Honda CBR600RR	1'39.134	1.578	0.072	11	165,376	262,8
15	56 P. SEBESTYEN	HUN	CIA Landlord Insurance Honda	Honda CBR600RR	1'39.578	2.022	0.444	10	164,639	257,8
16	47 R. HARTOG	NED	Team Hartog - Against Cancer	Kawasaki ZX-6R	1'39.586	2.030	0.008	9	164,626	259,6
17	6 M. HERRERA	ESP	MS Racing	Yamaha YZF R6	1'40.126	2.570	0.540	9	163,738	264,7
18	22 F. FULIGNI	ITA	MV AGUSTA Reparto Corse	MV Agusta F3 675	1'40.280	2.724	0.154	8	163,486	259,6
19	30 G. VAN STRAALEN	NED	EAB Racing Team	Kawasaki ZX-6R	1'40.594	3.038	0.314	10	162,976	259,6
20	15 A. COPPOLA	ITA	GEMAR - Ciociaria Corse WorldSSP Team	Honda CBR600RR	1'40.754	3.198	0.160	8	162,717	260,2
21	10 N. CALERO	ESP	Orelac Racing VerdNatura	Kawasaki ZX-6R	1'41.025	3.469	0.271	9	162,281	259,6
22	46 R. NAKCHAROENSRI	THA	YAMAHA PTT Lubricants TANN Racing	Yamaha YZF R6	1'44.186	6.630	3.161	9	157,357	251,2
23	4 C. STANGE	CZE	GEMAR - Ciociaria Corse WorldSSP Team	Honda CBR600RR	1'44.319	6.763	0.133	9	157,156	255,9
----- Out 107% in this Session -----										
24	80 H. BARBERA	ESP	Team Toth by Willirace	Yamaha YZF R6				2		247,1

Qualifying Lap Time (107% of 1'37.556): 1'44.386

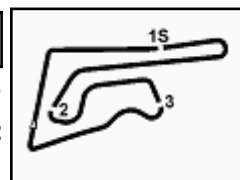
AIR	Humidity:	49%	Temp:	33°C
TRACK	Condition:	Dry	Temp:	51°C

Records	Pole (SP2)	2018	L.Mahias	1'36.738	169,470	Km/h
	Race (RC)	2018	R.Krummenacher	1'37.620	167,940	Km/h
	All Times (SP2)	2018	L.Mahias	1'36.738	169,470	Km/h

Start End The results are provisional until the end of the time limit for protests and appeals
16/03/2019 11:35 11:57 and the completion of the technical checks.

These data/results cannot be reproduced, stored and/or transmitted in whole or in part by any manner of electronic, mechanical, photocopying, recording, broadcasting or otherwise now known or herein after developed without the previous express consent by the copyright owner, except for reproduction in daily press and regular printed publications on sale to the public within 60 days of the event related to those data/results and always provided that copyright symbol appears together as follows below.

© DORNA WSBK ORGANIZATION Srl 2019


Pirelli Thai Round, 15-17 March 2019
World Supersport - Results Free Practice 3rd Session
Session Highlights

Local Time	No. Rider	Description
11.35.00		Start
11.35.18		WorldSSP Pit Intervention Time: 1min 32secs
11.39.32	10 N. CALERO	On Asphalt - Re-Joined - Turn 3
11.40.31	47 R. HARTOG	Current Lap Cancelled - Exceeded Track Limits - Turn 1
11.41.13	10 N. CALERO	On Asphalt - Re-Joined - Turn 3
11.41.34	46 R. NAKCHAROENSRI	On Asphalt - Re-Joined - Turn 4
11.42.06	30 G. VAN STRAALEN	On Asphalt - Re-Joined - Turn 8
11.43.57	94 C. PEROLARI	Current Lap Cancelled - Exceeded Track Limits - Turn 1
11.48.16	74 J. VAN SIKKELERUS	On Asphalt - Re-Joined - Turn 5
11.49.16	78 H. OKUBO	On Asphalt - Re-Joined - Turn 3
11.51.02	47 R. HARTOG	Lap Cancelled (1'39.881) - Exceeded Track Limits - Turn 8
11.54.05	94 C. PEROLARI	Current Lap Cancelled - Exceeded Track Limits - Turn 8
11.55.15	32 I. VINALES	Current Lap Cancelled - Exceeded Track Limits - Turn 4
11.56.07	64 F. CARICASULO	Current Lap Cancelled - Exceeded Track Limits - Turn 4
11.57.08		End Of Session

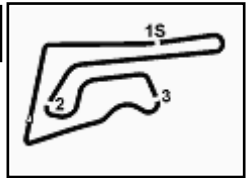
Fastest Laps Sequence

No.	Rider	Nat	Team	Bike	Local Time	Time	Gap	Avg
3	R. DE ROSA	ITA	MV AGUSTA Reparto Corse	MV Agusta F3 675	11:38'28.048	1'39.817		164,245
86	A. BADOVINI	ITA	Team Pedercini Racing	Kawasaki ZX-6R	11:38'28.225	1'39.352	-0.465	165,013
36	T. GRADINGER	AUT	Kallio Racing	Yamaha YZF R6	11:38'29.962	1'39.005	-0.347	165,592
16	J. CLUZEL	FRA	GMT94 YAMAHA	Yamaha YZF R6	11:39'47.960	1'38.796	-0.209	165,942
64	F. CARICASULO	ITA	BARDAHL Evan Bros. WorldSSP Team	Yamaha YZF R6	11:40'14.446	1'38.330	-0.466	166,728
16	J. CLUZEL	FRA	GMT94 YAMAHA	Yamaha YZF R6	11:41'26.153	1'38.193	-0.137	166,961
64	F. CARICASULO	ITA	BARDAHL Evan Bros. WorldSSP Team	Yamaha YZF R6	11:41'52.210	1'37.764	-0.429	167,694
64	F. CARICASULO	ITA	BARDAHL Evan Bros. WorldSSP Team	Yamaha YZF R6	11:43'29.905	1'37.695	-0.069	167,812
21	R. KRUMMENACHER	SUI	BARDAHL Evan Bros. WorldSSP Team	Yamaha YZF R6	11:45'21.587	1'37.683	-0.012	167,833
64	F. CARICASULO	ITA	BARDAHL Evan Bros. WorldSSP Team	Yamaha YZF R6	11:48'23.178	1'37.556	-0.127	168,051

Start End The results are provisional until the end of the time limit for protests and appeals
 16/03/2019 11:35 11:57 and the completion of the technical checks.

These data/results cannot be reproduced, stored and/or transmitted in whole or in part by any manner of electronic, mechanical, photocopying, recording, broadcasting or otherwise now known or herein after developed without the previous express consent by the copyright owner, except for reproduction in daily press and regular printed publications on sale to the public within 60 days of the event related to those data/results and always provided that copyright symbol appears together as follows below.

© DORNA WSBK ORGANIZATION Srl 2019



Pirelli Thai Round, 15-17 March 2019

World Supersport - Best Sectors & Speed Free Practice 3rd Session

BEST LAP			
1	64 F. CARICASULO	Yamaha YZF R6	1'37.556
2	21 R. KRUMMENACHER	Yamaha YZF R6	1'37.601
3	16 J. CLUZEL	Yamaha YZF R6	1'37.801
4	36 T. GRADINGER	Yamaha YZF R6	1'37.886
5	78 H. OKUBO	Kawasaki ZX-6R	1'37.929
6	32 I. VINALES	Yamaha YZF R6	1'38.135
7	86 A. BADOVINI	Kawasaki ZX-6R	1'38.513
8	94 C. PEROLARI	Yamaha YZF R6	1'38.610
9	44 L. MAHIAS	Kawasaki ZX-6R	1'38.670
10	84 L. CRESSON	Yamaha YZF R6	1'38.684
11	3 R. DE ROSA	MV Agusta F3 675	1'38.808
12	38 H. SOOMER	Honda CBR600RR	1'38.910
13	95 J. DANILO	Honda CBR600RR	1'39.062
14	74 J. VAN SIKKELERUS	Honda CBR600RR	1'39.134
15	56 P. SEBESTYEN	Honda CBR600RR	1'39.578
16	47 R. HARTOG	Kawasaki ZX-6R	1'39.586
17	6 M. HERRERA	Yamaha YZF R6	1'40.126
18	22 F. FULIGNI	MV Agusta F3 675	1'40.280
19	30 G. VAN STRAALEN	Kawasaki ZX-6R	1'40.594
20	15 A. COPPOLA	Honda CBR600RR	1'40.754
21	10 N. CALERO	Kawasaki ZX-6R	1'41.025
22	46 R. NAKCHAROENSRI	Yamaha YZF R6	1'44.186
23	4 C. STANGE	Honda CBR600RR	1'44.319
24	80 H. BARBERA	Yamaha YZF R6	

SPEED			
1	84 L. CRESSON	Yamaha YZF R6	268,7
2	32 I. VINALES	Yamaha YZF R6	268,7
3	36 T. GRADINGER	Yamaha YZF R6	267,3
4	64 F. CARICASULO	Yamaha YZF R6	266,7
5	6 M. HERRERA	Yamaha YZF R6	264,7
6	21 R. KRUMMENACHER	Yamaha YZF R6	264,7
7	16 J. CLUZEL	Yamaha YZF R6	263,4
8	74 J. VAN SIKKELERUS	Honda CBR600RR	262,8
9	94 C. PEROLARI	Yamaha YZF R6	262,8
10	3 R. DE ROSA	MV Agusta F3 675	261,5
11	86 A. BADOVINI	Kawasaki ZX-6R	260,2
12	78 H. OKUBO	Kawasaki ZX-6R	260,2
13	15 A. COPPOLA	Honda CBR600RR	260,2
14	10 N. CALERO	Kawasaki ZX-6R	259,6
15	22 F. FULIGNI	MV Agusta F3 675	259,6
16	30 G. VAN STRAALEN	Kawasaki ZX-6R	259,6
17	47 R. HARTOG	Kawasaki ZX-6R	259,6
18	95 J. DANILO	Honda CBR600RR	259,6
19	38 H. SOOMER	Honda CBR600RR	257,8
20	56 P. SEBESTYEN	Honda CBR600RR	257,8
21	44 L. MAHIAS	Kawasaki ZX-6R	256,5
22	4 C. STANGE	Honda CBR600RR	255,9
23	46 R. NAKCHAROENSRI	Yamaha YZF R6	251,2
24	80 H. BARBERA	Yamaha YZF R6	247,1

SEG. 1		
1	16 J. CLUZEL	21.074
2	64 F. CARICASULO	21.076
3	36 T. GRADINGER	21.092
4	78 H. OKUBO	21.138
5	32 I. VINALES	21.180
6	21 R. KRUMMENACHER	21.210
7	84 L. CRESSON	21.214
8	95 J. DANILO	21.349
9	3 R. DE ROSA	21.368
10	86 A. BADOVINI	21.376
11	94 C. PEROLARI	21.381
12	74 J. VAN SIKKELERUS	21.419
13	44 L. MAHIAS	21.514
14	6 M. HERRERA	21.528
15	38 H. SOOMER	21.570
16	47 R. HARTOG	21.584
17	56 P. SEBESTYEN	21.614
18	15 A. COPPOLA	21.665
19	30 G. VAN STRAALEN	21.737
20	22 F. FULIGNI	21.773
21	10 N. CALERO	21.841
22	4 C. STANGE	22.196
23	46 R. NAKCHAROENSRI	22.332
24	80 H. BARBERA	24.265

SEG. 2		
1	64 F. CARICASULO	28.319
2	21 R. KRUMMENACHER	28.360
3	16 J. CLUZEL	28.398
4	78 H. OKUBO	28.486
5	36 T. GRADINGER	28.506
6	32 I. VINALES	28.569
7	84 L. CRESSON	28.599
8	86 A. BADOVINI	28.704
9	44 L. MAHIAS	28.815
10	95 J. DANILO	28.826
11	3 R. DE ROSA	28.841
12	38 H. SOOMER	28.892
13	74 J. VAN SIKKELERUS	28.892
14	94 C. PEROLARI	28.905
15	56 P. SEBESTYEN	28.929
16	47 R. HARTOG	29.069
17	22 F. FULIGNI	29.109
18	30 G. VAN STRAALEN	29.352
19	6 M. HERRERA	29.373
20	15 A. COPPOLA	29.384
21	10 N. CALERO	29.592
22	46 R. NAKCHAROENSRI	30.323
23	4 C. STANGE	30.779
24	80 H. BARBERA	31.280

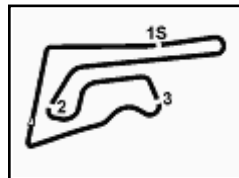
SEG. 3		
1	64 F. CARICASULO	21.903
2	21 R. KRUMMENACHER	22.034
3	32 I. VINALES	22.034
4	38 H. SOOMER	22.050
5	78 H. OKUBO	22.066
6	94 C. PEROLARI	22.099
7	44 L. MAHIAS	22.118
8	86 A. BADOVINI	22.151
9	16 J. CLUZEL	22.157
10	36 T. GRADINGER	22.186
11	3 R. DE ROSA	22.205
12	74 J. VAN SIKKELERUS	22.215
13	47 R. HARTOG	22.258
14	95 J. DANILO	22.277
15	56 P. SEBESTYEN	22.432
16	84 L. CRESSON	22.496
17	30 G. VAN STRAALEN	22.500
18	6 M. HERRERA	22.516
19	10 N. CALERO	22.525
20	22 F. FULIGNI	22.526
21	15 A. COPPOLA	22.569
22	80 H. BARBERA	22.663
23	4 C. STANGE	23.369
24	46 R. NAKCHAROENSRI	23.727

SEG. 4		
1	21 R. KRUMMENACHER	25.833
2	64 F. CARICASULO	25.963
3	32 I. VINALES	26.010
4	94 C. PEROLARI	26.029
5	16 J. CLUZEL	26.074
6	36 T. GRADINGER	26.102
7	78 H. OKUBO	26.104
8	86 A. BADOVINI	26.117
9	44 L. MAHIAS	26.210
10	3 R. DE ROSA	26.220
11	47 R. HARTOG	26.307
12	38 H. SOOMER	26.317
13	84 L. CRESSON	26.326
14	95 J. DANILO	26.330
15	74 J. VAN SIKKELERUS	26.393
16	80 H. BARBERA	26.426
17	22 F. FULIGNI	26.432
18	56 P. SEBESTYEN	26.505
19	6 M. HERRERA	26.534
20	30 G. VAN STRAALEN	26.671
21	10 N. CALERO	26.824
22	15 A. COPPOLA	26.839
23	46 R. NAKCHAROENSRI	27.691
24	4 C. STANGE	27.915

16/03/2019

These data/results cannot be reproduced, stored and/or transmitted in whole or in part by any manner of electronic, mechanical, photocopying, recording, broadcasting or otherwise now known or herein after developed without the previous express consent by the copyright owner, except for reproduction in daily press and regular printed publications on sale to the public within 60 days of the event related to those data/results and always provided that copyright symbol appears together as follows below.

© DORNA WSBK ORGANIZATION Srl 2019


Pirelli Thai Round, 15-17 March 2019
World Supersport - Ideal Times Free Practice 3rd Session

Buriram 4.554 m

No.	Rider	Nat	Bike	Seg. 1	Seg. 2	Seg. 3	Seg. 4	Ideal Time		
				Diff. 1	Diff. 2	Diff. 3	Diff. 4	Best Lap	Pos.	Diff.
1	64 F. CARICASULO	ITA	Yamaha YZF R6	21.076 +0.171	28.319 +0.088	21.903 +0.004	25.963 +0.032	1'37.261 1'37.556	1	0.295
2	21 R. KRUMMENACHER	SUI	Yamaha YZF R6	21.210 +0.093	28.360 +0.007	22.034 +0.015	25.833 +0.049	1'37.437 1'37.601	2	0.164
3	16 J. CLUZEL	FRA	Yamaha YZF R6	21.074	28.398 +0.016	22.157 +0.065	26.074 +0.017	1'37.703 1'37.801	3	0.098
4	32 I. VINALES	ESP	Yamaha YZF R6	21.180 +0.136	28.569	22.034 +0.150	26.010 +0.056	1'37.793 1'38.135	6	0.342
5	78 H. OKUBO	JPN	Kawasaki ZX-6R	21.138 +0.135	28.486	22.066	26.104	1'37.794 1'37.929	5	0.135
6	36 T. GRADINGER	AUT	Yamaha YZF R6	21.092	28.506	22.186	26.102	1'37.886 1'37.886	4	
7	86 A. BADOVINI	ITA	Kawasaki ZX-6R	21.376	28.704 +0.104	22.151 +0.061	26.117	1'38.348 1'38.513	7	0.165
8	94 C. PEROLARI	FRA	Yamaha YZF R6	21.381 +0.067	28.905	22.099	26.029 +0.129	1'38.414 1'38.610	8	0.196
9	3 R. DE ROSA	ITA	MV Agusta F3 675	21.368	28.841	22.205 +0.098	26.220 +0.076	1'38.634 1'38.808	11	0.174
10	84 L. CRESSON	BEL	Yamaha YZF R6	21.214	28.599	22.496 +0.047	26.326 +0.002	1'38.635 1'38.684	10	0.049
11	44 L. MAHIAS	FRA	Kawasaki ZX-6R	21.514	28.815	22.118 +0.013	26.210	1'38.657 1'38.670	9	0.013
12	95 J. DANILO	FRA	Honda CBR600RR	21.349	28.826 +0.122	22.277 +0.050	26.330 +0.108	1'38.782 1'39.062	13	0.280
13	38 H. SOOMER	EST	Honda CBR600RR	21.570	28.892 +0.071	22.050	26.317 +0.010	1'38.829 1'38.910	12	0.081
14	74 J. VAN SIKKELERUS	NED	Honda CBR600RR	21.419 +0.084	28.892	22.215 +0.049	26.393 +0.082	1'38.919 1'39.134	14	0.215
15	47 R. HARTOG	NED	Kawasaki ZX-6R	21.584 +0.083	29.069 +0.285	22.258	26.307	1'39.218 1'39.586	16	0.368
16	56 P. SEBESTYEN	HUN	Honda CBR600RR	21.614	28.929 +0.089	22.432 +0.009	26.505	1'39.480 1'39.578	15	0.098
17	22 F. FULIGNI	ITA	MV Agusta F3 675	21.773 +0.165	29.109 +0.148	22.526 +0.127	26.432	1'39.840 1'40.280	18	0.440
18	6 M. HERRERA	ESP	Yamaha YZF R6	21.528 +0.117	29.373 +0.005	22.516	26.534 +0.053	1'39.951 1'40.126	17	0.175
19	30 G. VAN STRAALEN	NED	Kawasaki ZX-6R	21.737 +0.019	29.352 +0.202	22.500 +0.113	26.671	1'40.260 1'40.594	19	0.334
20	15 A. COPPOLA	ITA	Honda CBR600RR	21.665 +0.098	29.384	22.569 +0.112	26.839 +0.087	1'40.457 1'40.754	20	0.297
21	10 N. CALERO	ESP	Kawasaki ZX-6R	21.841 +0.101	29.592	22.525 +0.142	26.824	1'40.782 1'41.025	21	0.243
22	46 R. NAKCHAROENSRI	THA	Yamaha YZF R6	22.332 +0.102	30.323 +0.011	23.727	27.691	1'44.073 1'44.186	22	0.113
23	4 C. STANGE	CZE	Honda CBR600RR	22.196	30.779	23.369 +0.060	27.915	1'44.259 1'44.319	23	0.060
	80 H. BARBERA	ESP	Yamaha YZF R6	One or more sectors missing						
Overall Ideal Time				21.074	28.319	21.903	25.833	1'37.129		

16/03/2019

These data/results cannot be reproduced, stored and/or transmitted in whole or in part by any manner of electronic, mechanical, photocopying, recording, broadcasting or otherwise now known or herein after developed without the previous express consent by the copyright owner, except for reproduction in daily press and regular printed publications on sale to the public within 60 days of the event related to those data/results and always provided that copyright symbol appears together as follows below.

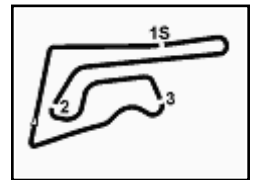
© DORNA WSBK ORGANIZATION Srl 2019

PIRELLI PERUGIA TIMING


Official Tyre Supplier



Official Timekeeper


Pirelli Thai Round, 15-17 March 2019
World Supersport - Chronological Analysis Free Practice 3rd Session

Buriram 4.554 m

1 / 3

1° 64 F. CARICASULO (1'37.556)							
Lap	Seg.1	Seg.2	Seg.3	Seg.4	Lap Time	km/h	Local Time
1		31.555	22.850	26.908	242,7	11:38'36.116	
2	21.324	28.822	22.037	26.147	1'38.330	260,2	11:40'14.446
3	21.305	28.506	21.903	26.050	1'37.764	263,4	11:41'52.210
4	21.287	28.416	22.029	25.963	1'37.695	263,4	11:43'29.905
5	21.178	28.374	22.033	26.162	1'37.747	266,0	11:45'07.652
6	21.212	28.467	22.124	26.167	1'37.970	266,0	11:46'45.622
7	21.247	28.407	21.907	25.995	1'37.556	261,5	11:48'23.178
8	21.215	28.363	21.959	26.101	1'37.638	260,2	11:50'00.816
9	21.171	28.352	22.071	26.005	1'37.599	263,4	11:51'38.415
10	21.234	28.375	21.986	26.036	1'37.631	264,1	11:53'16.046
11	21.076	28.319	22.134	26.184	1'37.713	266,7	11:54'53.759
12	21.298	33.687	23.473	46.613	2'05.071CP	264,7	11:56'58.830

2° 21 R. KRUMMENACHER (1'37.601)							
Lap	Seg.1	Seg.2	Seg.3	Seg.4	Lap Time	km/h	Local Time
1		30.310	22.759	26.582	247,7	11:36'47.761	
2	21.627	48.706	23.242	27.901	2'01.476	257,8	11:38'49.237
3	21.586	28.649	22.195	25.992	1'38.422	255,3	11:40'27.659
4	21.482	28.774	22.214	25.924	1'38.394	259,0	11:42'06.053
5	21.439	28.526	22.053	25.833	1'37.851	259,6	11:43'43.904
6	21.349	28.360	22.095	25.879	1'37.683	262,8	11:45'21.587
7	21.354	30.599	22.555	26.274	1'40.782	260,2	11:47'02.369
8	21.303	28.367	22.049	25.882	1'37.601	259,0	11:48'39.970
9	22.029	29.296	22.108	25.961	1'39.379	253,5	11:50'19.349
10	21.226	28.395	22.099	26.036	1'37.756	264,7	11:51'57.105
11	21.257	28.467	22.034	25.997	1'37.755	259,6	11:53'34.860
12	21.210	28.617	22.113	25.935	1'37.875	260,9	11:55'12.735

3° 16 J. CLUZEL (1'37.801)							
Lap	Seg.1	Seg.2	Seg.3	Seg.4	Lap Time	km/h	Local Time
1		30.271	24.322	27.219	250,6	11:38'09.164	
2	21.435	28.779	22.208	26.374	1'38.796	259,0	11:39'47.960
3	21.303	28.564	22.252	26.074	1'38.193	259,0	11:41'26.153
4	21.336	28.452	22.262	26.103	1'38.153	260,2	11:43'04.306
5	21.456	28.478	22.484	26.305	1'38.723	260,2	11:44'43.029
6	21.314	28.674	22.355	26.133	1'38.476	260,9	11:46'21.505
7	21.238	28.398	22.157	26.093	1'37.886	260,2	11:47'59.391
8	21.256	28.444	22.297	35.983	1'47.980P	257,8	11:49'47.371
9	1'19.969	29.250	22.846	35.809	2'47.874P	252,9	11:52'35.245
10	21.113	28.583	23.050	27.620	1'40.366	260,9	11:54'15.611
11	21.074	28.414	22.222	26.091	1'37.801	263,4	11:55'53.412

4° 36 T. GRADINGER (1'37.886)							
Lap	Seg.1	Seg.2	Seg.3	Seg.4	Lap Time	km/h	Local Time
1		30.282	23.022	26.806	248,8	11:36'50.957	
2	21.513	28.625	22.301	26.566	1'39.005	264,1	11:38'29.962
3	21.363	28.950	22.331	26.469	1'39.113	262,1	11:40'09.075
4	21.406	28.717	22.371	26.390	1'38.884	260,9	11:41'47.959
5	21.371	28.643	22.468	38.649	1'51.131P	262,1	11:43'39.090
6	3'55.216	30.844	22.598	26.518	5'15.176P	230,3	11:48'54.266
7	21.220	28.518	22.292	26.303	1'38.333	260,2	11:50'32.599
8	21.175	29.605	22.753	26.830	1'40.363	266,7	11:52'12.962
9	21.162	33.356	22.502	26.240	1'43.260	264,7	11:53'56.222
10	21.092	28.506	22.186	26.102	1'37.886	267,3	11:55'34.108

5° 78 H. OKUBO (1'37.929)							
Lap	Seg.1	Seg.2	Seg.3	Seg.4	Lap Time	km/h	Local Time
1		30.060	22.730	26.749	247,7	11:36'58.612	
2	23.517	30.616	22.523	27.136	1'43.792	248,3	11:38'42.404
3	21.402	28.787	22.262	26.125	1'38.576	256,5	11:40'20.980

4	21.379	28.669	22.170	26.154	1'38.372	257,8	11:41'59.352
5	21.456	28.615	22.653	26.299	1'39.023	258,4	11:43'38.375
6	21.486	28.575	22.230	26.164	1'38.455	259,0	11:45'16.830
7	21.439	28.504	22.192	26.275	1'38.410	260,2	11:46'55.240
8	21.542	28.567	22.175	26.291	1'38.575	257,1	11:48'33.815
9	21.423	37.807	22.333	26.281	1'47.844	257,1	11:50'21.659
10	21.273	28.486	22.066	26.104	1'37.929	254,1	11:51'59.588
11	21.138	28.794	22.291	29.614	1'41.837	259,0	11:53'41.425
12	21.548	28.960	22.757	45.067	1'58.332P	259,0	11:55'39.757

6° 32 I. VINALES (1'38.135)							
Lap	Seg.1	Seg.2	Seg.3	Seg.4	Lap Time	km/h	Local Time
1		30.927	22.948	27.372	240,0	11:37'00.888	
2	21.874	31.517	22.553	26.845	1'42.789	254,7	11:38'43.677
3	21.580	28.664	22.246	26.392	1'38.882	256,5	11:40'22.559
4	21.337	28.767	22.123	26.010	1'38.237	261,5	11:42'00.796
5	21.316	28.569	22.184	26.066	1'38.135	262,8	11:43'38.931
6	21.287	28.591	22.205	40.114	1'52.197P	268,7	11:45'31.128
7	5'21.490	30.496	22.567	30.693	6'45.246P	247,1	11:52'16.374
8	21.342	28.640	22.175	26.149	1'38.306	259,6	11:53'54.680
9	21.180	28.575	22.034	26.036	1'37.825C	262,1	11:55'32.505

7° 86 A. BADOVINI (1'38.513)							
Lap	Seg.1	Seg.2	Seg.3	Seg.4	Lap Time	km/h	Local Time
1		30.853	22.612	26.457	228,8	11:36'48.873	
2	21.523	29.152	22.328	26.349	1'39.352	259,6	11:38'28.225
3	21.814	30.756	22.774	26.852	1'42.196	253,5	11:40'10.421
4	21.578	28.940	22.151	26.237	1'38.906	258,4	11:41'49.327
5	21.532	28.704	22.197	26.176	1'38.609	259,0	11:43'27.936
6	21.576	28.962	22.326	26.316	1'39.180	257,1	11:45'07.116
7	21.636	30.307	22.784	39.124	1'53.851P	253,3	11:47'00.967
8	2'11.106	30.980	23.980	27.894	3'33.960P	222,7	11:50'34.927
9	21.410			27.165	1'44.654	258,4	11:52'19.581
10	21.574	28.755	22.216	26.139	1'38.684	258,4	11:53'58.265
11	21.376	28.808	22.212	26.117	1'38.513	260,2	11:55'36.778

8° 94 C. PEROLARI (1'38.610)							
Lap	Seg.1	Seg.2	Seg.3	Seg.4	Lap Time	km/h	Local Time
1		29.945	22.794	26.332	248,3	11:36'49.756	
2	21.764	30.227	22.348	26.226	1'40.565	259,6	11:38'30.321
3	21.820	29.026	22.113	26.301	1'39.260	255,9	11:40'09.581
4	21.545	29.036	22.288	26.029	1'38.898	257,1	11:41'48.479
5	21.448	28.905	22.099	26.158	1'38.610	259,6	11:43'27.089
6	23.109	30.623	22.757	38.086	1'54.575CP	251,7	11:45'21.664
7	6'01.892	38.303	23.775	26.842	7'30.812P	201,9	11:52'52.476
8	21.381	29.068	22.427	26.433	1'39.309C	262,8	11:54'31.785
9	21.558	29.135	22.581	26.220	1'39.494	255,3	11:56'11.279

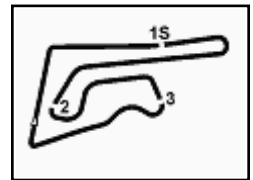
9° 44 L. MAHIAS (1'38.670)							
Lap	Seg.1	Seg.2	Seg.3	Seg.4	Lap Time	km/h	Local Time
1		29.975	22.517	26.707	241,6	11:37'36.562	
2	21.604	28.947	22.118	26.479	1'39.148	255,9	11:39'15.710
3	21.825	29.180	22.252	26.436	1'39.693	253,5	11:40'55.403
4	21.782	29.065	22.264	26.525	1'39.636	254,1	11:42'35.039
5	21.774	29.224	22.167	26.378	1'39.543	255,3	11:44'14.582
6	21.731	29.032	22.290	26.357	1'39.410	255,9	11:45'53.992
7	25.786	33.212	25.267	42.598	2'06.863P	182,7	11:48'00.855
8	4'13.782	33.464	22.835	27.507	5'37.588P	200,4	11:53'38.443
9	21.514	28.815	22.131	26.210	1'38.670	256,5	11:55'17.113

10° 84 L. CRESSON (1'38.684)							
Lap	Seg.1	Seg.2	Seg.3	Seg.4	Lap Time	km/h	Local Time
1							

16/03/2019 P = Pits In/Out - C = Lap Time Cancelled

These data/results cannot be reproduced, stored and/or transmitted in whole or in part by any manner of electronic, mechanical, photocopying, recording, broadcasting or otherwise now known or herein after developed without the previous express consent by the copyright owner, except for reproduction in daily press and regular printed publications on sale to the public within 60 days of the event related to those data/results and always provided that copyright symbol appears together as follows below.

© DORNA WSBK ORGANIZATION Srl 2019



Pirelli Thai Round, 15-17 March 2019

World Supersport - Chronological Analysis Free Practice 3rd Session

Buriram 4.554 m

2 / 3

Lap	Seg.1	Seg.2	Seg.3	Seg.4	Lap Time	km/h	Local Time
1	31.338	23.334	30.630	235,3	11:36'58.973		
2	21.362	28.930	22.613	26.997	1'39.902	266,0	11:38'38.875
3	21.298	28.781	22.524	26.592	1'39.195	264,7	11:40'18.070
4	21.331	28.639	22.496	26.351	1'38.817	264,7	11:41'56.887
5	21.276	28.875	22.515	26.326	1'38.992	268,7	11:43'35.879
6	21.290	33.500	23.042	38.102	1'55.934P	265,4	11:45'31.813
7	2'27.375	36.062	25.479	28.009	3'56.925P	242,2	11:49'28.738
8	21.319	28.803	22.552	26.734	1'39.408	261,5	11:51'08.146
9	21.331	30.347	27.512	26.735	1'45.925	264,1	11:52'54.071
10	21.240	28.717	22.540	26.472	1'38.969	266,7	11:54'33.040
11	21.214	28.599	22.543	26.328	1'38.684	266,0	11:56'11.724

15° 56 P. SEBESTYEN (1'39.578)							
Lap	Seg.1	Seg.2	Seg.3	Seg.4	Lap Time	km/h	Local Time
1		31.045	23.101	27.097	243,2		11:36'52.321
2	21.740	29.401	22.486	26.744	1'40.371	257,8	11:38'32.692
3	21.760	29.096	22.434	26.526	1'39.816	252,9	11:40'12.508
4	21.614	29.018	22.441	26.505	1'39.578	255,9	11:41'52.086
5	21.760	28.929	22.432	40.100	1'53.221P	257,8	11:43'45.307
6	2'58.598	29.730	22.639	26.924	4'17.891P	243,2	11:48'03.198
7	21.842	29.289	22.663	26.745	1'40.539	252,3	11:49'43.737
8	21.818	29.313	22.674	26.834	1'40.639	252,9	11:51'24.376
9	21.814	29.089	22.596	26.969	1'40.468	255,3	11:53'04.844
10	21.688	30.431	23.073	27.459	1'42.651	254,7	11:54'47.495
11	21.758	29.351	22.601	26.667	1'40.377	253,5	11:56'27.872

11° 3 R. DE ROSA (1'38.808)							
Lap	Seg.1	Seg.2	Seg.3	Seg.4	Lap Time	km/h	Local Time
1		30.373	22.798	26.586	247,1		11:36'48.231
2	21.579	29.236	22.460	26.542	1'39.817	260,2	11:38'28.048
3	22.592	31.113	23.495	30.478	1'47.678	246,6	11:40'15.726
4	21.568	28.904	22.205	27.127	1'39.804	259,0	11:41'55.530
5	21.863	29.079	22.306	26.516	1'39.764	258,4	11:43'35.294
6	22.039	29.875	22.688	38.236	1'52.838P	254,1	11:45'28.132
7	3'32.859	30.792	22.352	26.321	4'52.324P	226,4	11:50'20.456
8	21.368	28.841	22.303	26.296	1'38.808	261,5	11:51'59.264
9	21.478	30.010	22.290	26.335	1'40.113	260,2	11:53'39.377
10	21.448	28.941	22.232	26.220	1'38.841	261,5	11:55'18.218

16° 47 R. HARTOG (1'39.586)							
Lap	Seg.1	Seg.2	Seg.3	Seg.4	Lap Time	km/h	Local Time
1		31.189	23.108	27.316	246,6		11:36'54.952
2	21.943	30.032	23.057	26.891	1'41.923	255,9	11:38'36.875
3	21.667	29.354	22.258	26.307	1'39.586	257,8	11:40'16.461
4	23.126	29.740	22.389	26.677	1'41.932C	254,1	11:41'58.393
5	21.691	29.255	22.838	26.525	1'40.309	257,8	11:43'38.702
6	21.602	29.244	22.507	26.741	1'40.094	259,6	11:45'18.796
7	21.733	29.214	22.358	27.006	1'40.311	256,5	11:46'59.107
8	21.860	29.255	22.473	26.374	1'39.962	255,3	11:48'39.069
9	21.686	29.231	22.295	26.669	1'39.881C	253,5	11:50'18.950
10	21.584	29.069	29.064	47.911	2'07.628P	256,5	11:52'26.578

12° 38 H. SOOMER (1'38.910)							
Lap	Seg.1	Seg.2	Seg.3	Seg.4	Lap Time	km/h	Local Time
1		32.567	24.191	37.993	242,7		11:37'25.372
2	1'05.920	30.224	22.493	26.687	2'25.324P	244,9	11:39'50.696
3	21.748	29.009	22.339	26.338	1'39.434	254,7	11:41'30.130
4	21.627	28.892	22.236	26.317	1'39.072	257,1	11:43'09.202
5	21.699	29.046	22.260	26.442	1'39.447	257,8	11:44'48.649
6	21.805	29.393	22.619	37.495	1'51.312P	255,9	11:46'39.961
7	3'29.263	30.126	22.499	36.028	4'57.916P	244,9	11:51'37.877
8	1'44.892	29.517	22.221	26.538	3'03.168P	245,5	11:54'41.045
9	21.570	28.963	22.050	26.327	1'38.910	256,5	11:56'19.955

17° 6 M. HERRERA (1'40.126)							
Lap	Seg.1	Seg.2	Seg.3	Seg.4	Lap Time	km/h	Local Time
1		30.897	23.083	27.136	246,0		11:36'51.107
2	21.658	29.430	22.709	26.563	1'40.360	264,7	11:38'31.467
3	21.728	29.374	22.617	26.534	1'40.253	256,5	11:40'11.720
4	21.915	31.338	22.749	39.723	1'55.725P	254,7	11:42'07.445
5	3'38.582	30.168	22.831	27.430	4'59.011P	229,8	11:47'06.456
6	21.645	29.378	22.516	26.587	1'40.126	258,4	11:48'46.582
7	21.543	31.760	22.625	26.875	1'42.803	256,5	11:50'29.385
8	21.528	29.484	22.689	26.730	1'40.431	259,6	11:52'09.816
9	21.628	29.373	22.935	26.703	1'40.639	257,8	11:53'50.455
10	22.159	29.589	22.655	26.677	1'41.080	256,5	11:55'31.535

13° 95 J. DANILO (1'39.062)							
Lap	Seg.1	Seg.2	Seg.3	Seg.4	Lap Time	km/h	Local Time
1		31.421	22.986	26.608	246,6		11:37'10.372
2	21.590	32.254	22.648	26.617	1'43.109	256,5	11:38'53.481
3	21.619	29.020	22.498	26.525	1'39.662	254,7	11:40'33.143
4	21.572	28.854	22.530	26.585	1'39.541	256,5	11:42'12.684
5	21.602	28.918	22.441	39.280	1'52.241P	257,1	11:44'04.925
6	2'53.681	29.860	22.490	26.587	4'12.618P	247,1	11:48'17.543
7	21.611	29.041	22.445	26.418	1'39.515	254,1	11:49'57.058
8	21.504	28.826	22.277	26.481	1'39.088	257,1	11:51'36.146
9	21.481	28.864	22.418	26.403	1'39.166	257,1	11:53'15.312
10	21.487	28.932	22.327	26.330	1'39.076	259,0	11:54'54.388
11	21.349	28.948	22.327	26.438	1'39.062	259,6	11:56'33.450

18° 22 F. FULIGNI (1'40.280)							
Lap	Seg.1	Seg.2	Seg.3	Seg.4	Lap Time	km/h	Local Time
1		30.910	23.738	27.299	242,2		11:37'03.612
2	22.167	29.533	22.884	27.041	1'41.625	255,3	11:38'45.237
3	22.033	29.351	22.666	26.638	1'40.688	254,1	11:40'25.925
4	21.970	29.681	23.425	26.746	1'41.822	256,5	11:42'07.747
5	21.938	29.257	22.653	26.432	1'40.280	258,4	11:43'48.027
6	21.773	29.109	22.526	38.516	1'51.924P	259,6	11:45'39.951
7	5'48.097	32.802	23.486	26.962	7'11.347P	240,5	11:52'51.298
8	21.933	31.880	22.934	26.638	1'43.385	256,5	11:54'34.683
9	21.908	31.376	22.878	26.636	1'42.798	259,0	11:56'17.481

14° 74 J. VAN SIKKELERUS (1'39.134)							
Lap	Seg.1	Seg.2	Seg.3	Seg.4	Lap Time	km/h	Local Time
1		30.749	22.972	27.347	242,7		11:36'54.294
2	21.655	30.489	23.179	27.006	1'42.329	262,8	11:38'36.624
3	21.718	29.265	22.401	26.673	1'40.057	255,9	11:40'16.681
4	21.747	28.978	22.371	26.580	1'39.676	257,1	11:41'56.357
5	21.536	28.907	22.282	26.455	1'39.180	259,6	11:43'35.537
6	21.709	29.286	22.456	26.583	1'40.034	257,1	11:45'15.571
7	21.690	28.978	22.433	26.706	1'39.807	255,3	11:46'55.378
8	21.545	35.553	28.895	26.971	1'52.964	261,5	11:48'48.342
9	21.503	28.892	22.264	26.475	1'39.134	257,1	11:50'27.476
10	21.442	32.050	25.936	26.712	1'46.140	258,4	11:52'13.616

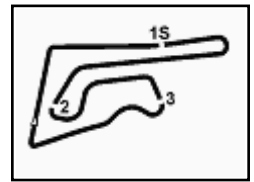
19° 30 G. VAN STRAALLEN (1'40.594)							
Lap	Seg.1	Seg.2	Seg.3	Seg.4	Lap Time	km/h	Local Time
1		32.140	23.256	27.277	223,6		11:36'53.916
2	21.874	30.979	23.789	27.247	1'43.889	259,6	11:38'37.805
3	21.737	29.935	22.708	27.062	1'41.442	259,6	11:40'19.247
4	21.931	29.923	22.966	27.076	1'41.896	256,5	11:42'01.143
5	21.858	29.417	22.711	26.735	1'40.721	258,4	11:43'41.864

16/03/2019 P = Pits In/Out - C = Lap Time Cancelled

These data/results cannot be reproduced, stored and/or transmitted in whole or in part by any manner of electronic, mechanical, photocopying, recording, broadcasting or otherwise now known or herein after developed without the previous express consent by the copyright owner, except for reproduction in daily press and regular printed publications on sale to the public within 60 days of the event related to those data/results and always provided that copyright symbol appears together as follows below.

© DORNA WSBK ORGANIZATION Srl 2019





Buriram 4.554 m

3 / 3

6	21.777	29.352	22.642	26.825	1'40.596	255,9	11:45'22.460	3	11'53.407	43.849	27.965	45.125	13'50.346P	147,7	11:52'40.726
7	23.371	29.544	22.851	26.807	1'42.573	250,6	11:47'05.033								
8	22.043	29.767	22.500	37.557	1'51.867P	252,3	11:48'56.900								
9	2'13.658	30.051	22.855	27.211	3'33.775P	236,3	11:52'30.675								
10	21.804	29.708	22.533	27.052	1'41.097	253,5	11:54'11.772								
11	21.756	29.554	22.613	26.671	1'40.594	254,7	11:55'52.366								

20° 15 A. COPPOLA (1'40.754)							
Lap	Seg.1	Seg.2	Seg.3	Seg.4	Lap Time	km/h	Local Time
1		34.646	24.343	29.834		179,1	11:37'16.943
2	22.071	29.958	22.917	27.279	1'42.225	255,3	11:38'59.168
3	21.897	30.482	23.374	42.610	1'58.363P	252,9	11:40'57.531
4	1'31.076	30.887	22.625	27.269	2'51.857P	239,5	11:43'49.388
5	21.763	29.384	22.681	26.926	1'40.754	259,6	11:45'30.142
6	21.989	30.411	23.218	41.415	1'57.033P	254,1	11:47'27.175
7	3'55.152	36.799	24.534	28.364	5'24.849P	198,9	11:52'52.024
8	21.665	29.700	22.569	26.925	1'40.859	260,2	11:54'32.883
9	21.729	29.520	22.813	26.839	1'40.901	259,6	11:56'13.784

21° 10 N. CALERO (1'41.025)							
Lap	Seg.1	Seg.2	Seg.3	Seg.4	Lap Time	km/h	Local Time
1		31.127	23.205	27.364		236,3	11:36'53.451
2	22.157	30.617	24.178	27.050	1'44.002	256,5	11:38'37.453
3	22.006	33.439	22.995	27.089	1'45.529	255,9	11:40'22.982
4	21.963	33.708	23.073	26.852	1'45.596	255,3	11:42'08.578
5	21.948	29.631	22.525	26.984	1'41.088	257,8	11:43'49.666
6	21.942	29.592	22.667	26.824	1'41.025	259,6	11:45'30.691
7	21.920	30.123	23.875	39.534	1'55.452P	254,1	11:47'26.143
8	4'12.919	38.816	24.631	28.392	5'44.758P	235,3	11:53'10.901
9	21.853	29.756	23.068	27.749	1'42.426	255,9	11:54'53.327
10	21.841	29.786	22.528	26.890	1'41.045	255,3	11:56'34.372

22° 46 R. NAKCHAROENSRI (1'44.186)							
Lap	Seg.1	Seg.2	Seg.3	Seg.4	Lap Time	km/h	Local Time
1		32.191	24.108	28.302		240,5	11:36'57.779
2	22.445	30.576	23.956	28.073	1'45.050	251,2	11:38'42.829
3	25.540	30.323	23.779	27.845	1'47.487	245,5	11:40'30.316
4	22.476	30.695	25.134	27.844	1'46.149	250,0	11:42'16.465
5	22.434	30.334	23.727	27.691	1'44.186	250,0	11:44'00.651
6	22.388	30.331	23.792	27.697	1'44.208	249,4	11:45'44.859
7	22.332	30.544	23.769	27.813	1'44.458	250,0	11:47'29.317
8	22.393	30.416	23.887	27.773	1'44.469	248,3	11:49'13.786
9	23.142	31.463	24.425	44.494	2'03.524P	229,8	11:51'17.310
10	2'45.333	34.044	23.891	27.745	4'11.013P	184,0	11:55'28.323

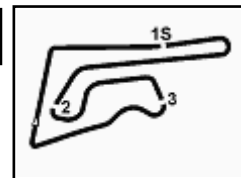
23° 4 C. STANGE (1'44.319)							
Lap	Seg.1	Seg.2	Seg.3	Seg.4	Lap Time	km/h	Local Time
1		38.437	26.170	51.919		170,1	11:37'52.702
2	1'26.159	35.088	25.289	30.792	2'57.328P	199,3	11:40'50.030
3	24.288	33.973	24.498	29.808	1'52.567	205,7	11:42'42.597
4	22.702	32.248	23.892	28.721	1'47.563	244,9	11:44'30.160
5	22.609	31.599	23.806	41.733	1'59.747P	248,3	11:46'29.907
6	1'42.874	32.576	23.894	28.506	3'07.850P	233,8	11:49'37.757
7	22.451	31.810	23.474	28.348	1'46.083	247,7	11:51'23.840
8	22.450	30.880	23.532	28.028	1'44.890	247,7	11:53'08.730
9	22.259	31.125	23.369	28.111	1'44.864	251,7	11:54'53.594
10	22.196	30.779	23.429	27.915	1'44.319	255,9	11:56'37.913

24° 80 H. BARBERA							
Lap	Seg.1	Seg.2	Seg.3	Seg.4	Lap Time	km/h	Local Time
1		31.280	22.663	26.426		229,8	11:36'49.165
2	24.265	32.115	26.113	38.722	2'01.215P	247,1	11:38'50.380

16/03/2019 P = Pits In/Out - C = Lap Time Cancelled

These data/results cannot be reproduced, stored and/or transmitted in whole or in part by any manner of electronic, mechanical, photocopying, recording, broadcasting or otherwise now known or herein after developed without the previous express consent by the copyright owner, except for reproduction in daily press and regular printed publications on sale to the public within 60 days of the event related to those data/results and always provided that copyright symbol appears together as follows below.

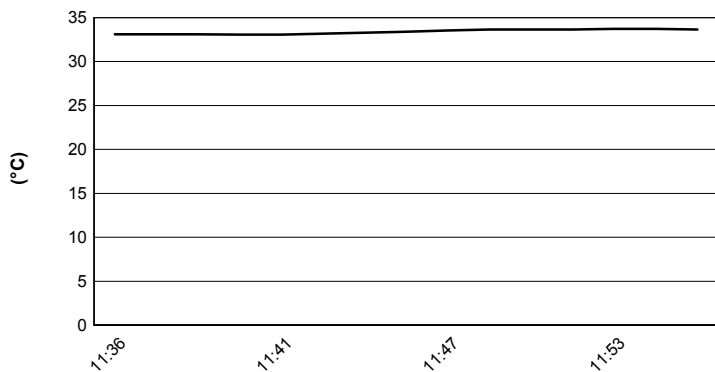
© DORNA WSBK ORGANIZATION Srl 2019



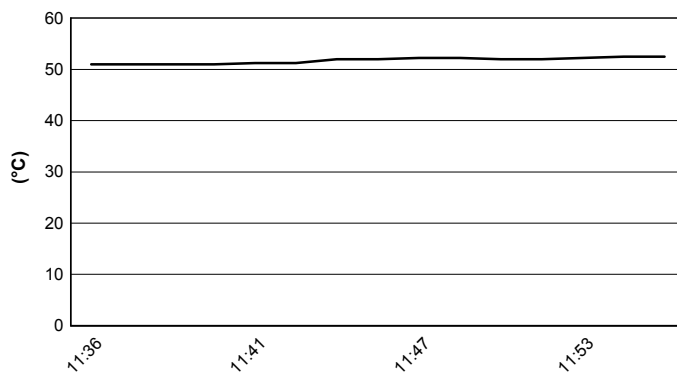
Buriram 4.554 m

Pirelli Thai Round, 15-17 March 2019
World Supersport - Weather Report Free Practice 3rd Session
 Session started 11:35 - Session ended 11:57


Air Temperature



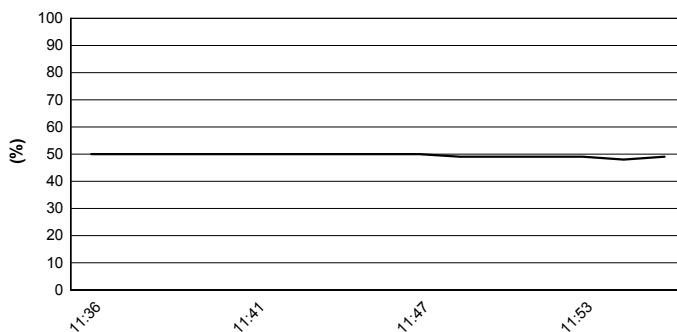
Track Temperature



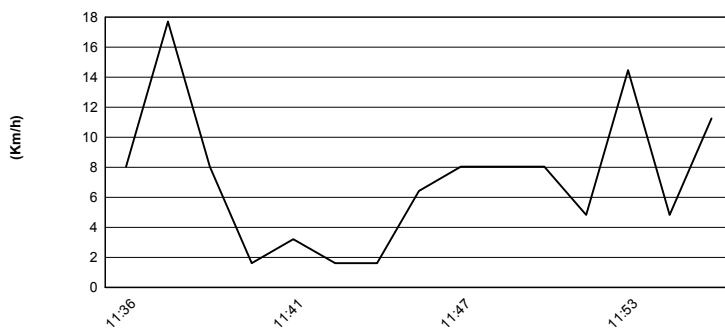
Air Pressure



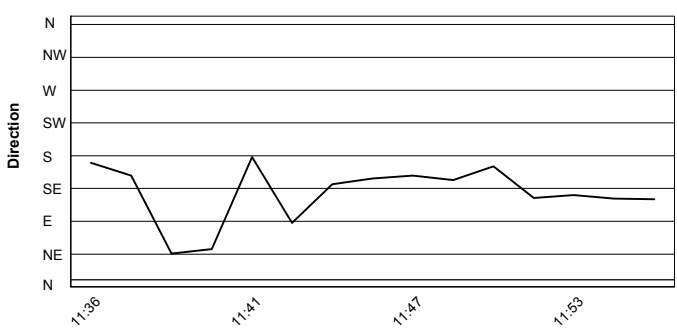
Humidity



Wind Speed



Wind Direction



16/03/2019

These data/results cannot be reproduced, stored and/or transmitted in whole or in part by any manner of electronic, mechanical, photocopying, recording, broadcasting or otherwise now known or herein after developed without the previous express consent by the copyright owner, except for reproduction in daily press and regular printed publications on sale to the public within 60 days of the event related to those data/results and always provided that copyright symbol appears together as follows below.

© DORNA WSBK ORGANIZATION Srl 2019



Official Tyre Supplier



Official Timekeeper