

Buriram 4.554 m

1 / 2

**Pirelli Thai Round, 15-17 March 2019**
**World Supersport - Results Tissot Superpole**

No.	Rider	Nat	Team	Bike	Time	Gap	Rel.	Laps	Speed	
									Avg	Max
1	16 J. CLUZEL	FRA	GMT94 YAMAHA	Yamaha YZF R6	<b>1'36.826</b>			11	169,318	<b>264,1</b>
2	21 R. KRUMMENACHER	SUI	BARDAHL Evan Bros. WorldSSP Team	Yamaha YZF R6	<b>1'36.855</b>	0.029	0.029	12	169,267	<b>268,0</b>
3	64 F. CARICASULO	ITA	BARDAHL Evan Bros. WorldSSP Team	Yamaha YZF R6	<b>1'36.915</b>	0.089	0.060	12	169,163	<b>268,7</b>
4	78 H. OKUBO	JPN	Kawasaki Puccetti Racing	Kawasaki ZX-6R	<b>1'37.106</b>	0.280	0.191	9	168,830	<b>260,9</b>
5	3 R. DE ROSA	ITA	MV AGUSTA Reparto Corse	MV Agusta F3 675	<b>1'37.225</b>	0.399	0.119	11	168,623	<b>264,1</b>
6	32 I. VINALES	ESP	Kallio Racing	Yamaha YZF R6	<b>1'37.423</b>	0.597	0.198	9	168,281	<b>266,7</b>
7	36 T. GRADINGER	AUT	Kallio Racing	Yamaha YZF R6	<b>1'37.581</b>	0.755	0.158	9	168,008	<b>269,3</b>
8	80 H. BARBERA	ESP	Team Toth by Willirace	Yamaha YZF R6	<b>1'37.782</b>	0.956	0.201	9	167,663	<b>260,9</b>
9	44 L. MAHIAS	FRA	Kawasaki Puccetti Racing	Kawasaki ZX-6R	<b>1'37.786</b>	0.960	0.004	9	167,656	<b>254,7</b>
10	86 A. BADOVINI	ITA	Team Pedercini Racing	Kawasaki ZX-6R	<b>1'37.877</b>	1.051	0.091	11	167,500	<b>259,0</b>
11	38 H. SOOMER	EST	MPM WILSport Racedays	Honda CBR600RR	<b>1'38.080</b>	1.254	0.203	10	167,153	<b>260,2</b>
12	95 J. DANILO	FRA	CIA Landlord Insurance Honda	Honda CBR600RR	<b>1'38.135</b>	1.309	0.055	8	167,060	<b>264,1</b>
13	84 L. CRESSON	BEL	Kallio Racing	Yamaha YZF R6	<b>1'38.400</b>	1.574	0.265	10	166,610	<b>270,7</b>
14	74 J. VAN SIKKELERUS	NED	MPM WILSport Racedays	Honda CBR600RR	<b>1'38.430</b>	1.604	0.030	12	166,559	<b>262,1</b>
15	94 C. PEROLARI	FRA	GMT94 YAMAHA	Yamaha YZF R6	<b>1'38.545</b>	1.719	0.115	11	166,365	<b>262,8</b>
16	56 P. SEBESTYEN	HUN	CIA Landlord Insurance Honda	Honda CBR600RR	<b>1'38.698</b>	1.872	0.153	10	166,107	<b>259,6</b>
17	47 R. HARTOG	NED	Team Hartog - Against Cancer	Kawasaki ZX-6R	<b>1'39.009</b>	2.183	0.311	10	165,585	<b>264,1</b>
18	6 M. HERRERA	ESP	MS Racing	Yamaha YZF R6	<b>1'39.076</b>	2.250	0.067	11	165,473	<b>262,8</b>
19	30 G. VAN STRAALLEN	NED	EAB Racing Team	Kawasaki ZX-6R	<b>1'39.381</b>	2.555	0.305	10	164,965	<b>260,2</b>
20	22 F. FULIGNI	ITA	MV AGUSTA Reparto Corse	MV Agusta F3 675	<b>1'39.531</b>	2.705	0.150	9	164,717	<b>258,4</b>
21	15 A. COPPOLA	ITA	GEMAR - Ciociaria Corse WorldSSP Team	Honda CBR600RR	<b>1'39.839</b>	3.013	0.308	10	164,208	<b>261,5</b>
22	10 N. CALERO	ESP	Orelac Racing VerdNatura	Kawasaki ZX-6R	<b>1'40.207</b>	3.381	0.368	11	163,605	<b>258,4</b>
23	4 C. STANGE	GER	GEMAR - Ciociaria Corse WorldSSP Team	Honda CBR600RR	<b>1'42.675</b>	5.849	2.468	11	159,673	<b>259,0</b>
24	46 R. NAKCHAROENSRI	THA	YAMAHA PTT Lubricants TANN Racing	Yamaha YZF R6	<b>1'43.044</b>	6.218	0.369	10	159,101	<b>251,7</b>

 Qualifying Lap Time (107% of 1'36.826): **1'43.605**

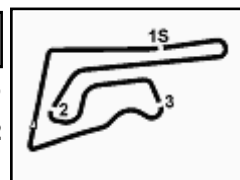
AIR	Humidity:	44%	Temp:	34°C
TRACK	Condition:	Dry	Temp:	51°C

Records	Pole (SP2)	2018	L.Mahias	1'36.738	169,470	Km/h
	Race (RC)	2018	R.Krummenacher	1'37.620	167,940	Km/h
	All Times (SP2)	2018	L.Mahias	1'36.738	169,470	Km/h

Start                      End                      The results are provisional until the end of the time limit for protests and appeals  
16/03/2019              13:40                      14:07                      and the completion of the technical checks.

These data/results cannot be reproduced, stored and/or transmitted in whole or in part by any manner of electronic, mechanical, photocopying, recording, broadcasting or otherwise now known or herein after developed without the previous express consent by the copyright owner, except for reproduction in daily press and regular printed publications on sale to the public within 60 days of the event related to those data/results and always provided that copyright symbol appears together as follows below.

© DORNA WSBK ORGANIZATION Srl 2019



**Pirelli Thai Round, 15-17 March 2019**  
**World Supersport - Results Tissot Superpole**

**Session Highlights**

Local Time	No. Rider	Description
13.40.00		Start
13.43.01	16 J. CLUZEL	On Asphalt - Re-Joined - Turn 8
13.45.19	74 J. VAN SIKKELERUS	On Asphalt - Re-Joined - Turn 3
13.45.19	15 A. COPPOLA	On Asphalt - Re-Joined - Turn 3
13.45.19	84 L. CRESSON	On Asphalt - Re-Joined - Turn 3
13.48.13	94 C. PEROLARI	Current Lap Cancelled - Exceeded Track Limits - Turn 1
14.00.12	16 J. CLUZEL	On Asphalt - Re-Joined - Turn 5
14.00.30	32 I. VINALES	On Asphalt - Re-Joined - Turn 3
14.00.44	21 R. KRUMMENACHER	On Asphalt - Re-Joined - Turn 3
14.00.58	36 T. GRADINGER	On Asphalt - Re-Joined - Turn 3
14.03.02	64 F. CARICASULO	Current Lap Cancelled - Exceeded Track Limits - Turn 8
14.07.05		End Of Session

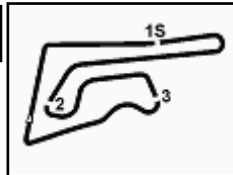
**Fastest Laps Sequence**

No.	Rider	Nat	Team	Bike	Local Time	Time	Gap	Avg
30	G. VAN STRAALLEN	NED	EAB Racing Team	Kawasaki ZX-6R	13:44'02.916	<b>1'41.404</b>		161,674
86	A. BADOVINI	ITA	Team Pedercini Racing	Kawasaki ZX-6R	13:44'07.467	<b>1'39.582</b>	-1.822	164,632
38	H. SOOMER	EST	MPM WILSport Racedays	Honda CBR600RR	13:44'17.654	<b>1'39.073</b>	-0.509	165,478
94	C. PEROLARI	FRA	GMT94 YAMAHA	Yamaha YZF R6	13:44'19.899	<b>1'38.732</b>	-0.341	166,050
36	T. GRADINGER	AUT	Kallio Racing	Yamaha YZF R6	13:44'20.608	<b>1'37.956</b>	-0.776	167,365
32	I. VINALES	ESP	Kallio Racing	Yamaha YZF R6	13:44'22.536	<b>1'37.440</b>	-0.516	168,251
64	F. CARICASULO	ITA	BARDAHL Evan Bros. WorldSSP Team	Yamaha YZF R6	13:46'22.095	<b>1'37.390</b>	-0.050	168,338
16	J. CLUZEL	FRA	GMT94 YAMAHA	Yamaha YZF R6	13:46'33.407	<b>1'37.176</b>	-0.214	168,708
64	F. CARICASULO	ITA	BARDAHL Evan Bros. WorldSSP Team	Yamaha YZF R6	13:49'36.327	<b>1'37.024</b>	-0.152	168,973
64	F. CARICASULO	ITA	BARDAHL Evan Bros. WorldSSP Team	Yamaha YZF R6	13:59'50.871	<b>1'36.915</b>	-0.109	169,163
21	R. KRUMMENACHER	SUI	BARDAHL Evan Bros. WorldSSP Team	Yamaha YZF R6	14:00'03.132	<b>1'36.855</b>	-0.060	169,267
16	J. CLUZEL	FRA	GMT94 YAMAHA	Yamaha YZF R6	14:02'20.634	<b>1'36.826</b>	-0.029	169,318

Start 13:40 End 14:07 The results are provisional until the end of the time limit for protests and appeals and the completion of the technical checks.

These data/results cannot be reproduced, stored and/or transmitted in whole or in part by any manner of electronic, mechanical, photocopying, recording, broadcasting or otherwise now known or herein after developed without the previous express consent by the copyright owner, except for reproduction in daily press and regular printed publications on sale to the public within 60 days of the event related to those data/results and always provided that copyright symbol appears together as follows below.

© DORNA WSBK ORGANIZATION Srl 2019



## Pirelli Thai Round, 15-17 March 2019

### World Supersport - Best Sectors & Speed Tissot Superpole

BEST LAP			
1	16 J. CLUZEL	Yamaha YZF R6	1'36.826
2	21 R. KRUMMENACHER	Yamaha YZF R6	1'36.855
3	64 F. CARICASULO	Yamaha YZF R6	1'36.915
4	78 H. OKUBO	Kawasaki ZX-6R	1'37.106
5	3 R. DE ROSA	MV Agusta F3 675	1'37.225
6	32 I. VINALES	Yamaha YZF R6	1'37.423
7	36 T. GRADINGER	Yamaha YZF R6	1'37.581
8	80 H. BARBERA	Yamaha YZF R6	1'37.782
9	44 L. MAHIAS	Kawasaki ZX-6R	1'37.786
10	86 A. BADOVINI	Kawasaki ZX-6R	1'37.877
11	38 H. SOOMER	Honda CBR600RR	1'38.080
12	95 J. DANILO	Honda CBR600RR	1'38.135
13	84 L. CRESSON	Yamaha YZF R6	1'38.400
14	74 J. VAN SIKKELERUS	Honda CBR600RR	1'38.430
15	94 C. PEROLARI	Yamaha YZF R6	1'38.545
16	56 P. SEBESTYEN	Honda CBR600RR	1'38.698
17	47 R. HARTOG	Kawasaki ZX-6R	1'39.009
18	6 M. HERRERA	Yamaha YZF R6	1'39.076
19	30 G. VAN STRAALEN	Kawasaki ZX-6R	1'39.381
20	22 F. FULIGNI	MV Agusta F3 675	1'39.531
21	15 A. COPPOLA	Honda CBR600RR	1'39.839
22	10 N. CALERO	Kawasaki ZX-6R	1'40.207
23	4 C. STANGE	Honda CBR600RR	1'42.675
24	46 R. NAKCHAROENSRI	Yamaha YZF R6	1'43.044

SPEED			
1	84 L. CRESSON	Yamaha YZF R6	270,7
2	36 T. GRADINGER	Yamaha YZF R6	269,3
3	64 F. CARICASULO	Yamaha YZF R6	268,7
4	21 R. KRUMMENACHER	Yamaha YZF R6	268,0
5	32 I. VINALES	Yamaha YZF R6	266,7
6	95 J. DANILO	Honda CBR600RR	264,1
7	16 J. CLUZEL	Yamaha YZF R6	264,1
8	47 R. HARTOG	Kawasaki ZX-6R	264,1
9	3 R. DE ROSA	MV Agusta F3 675	264,1
10	6 M. HERRERA	Yamaha YZF R6	262,8
11	94 C. PEROLARI	Yamaha YZF R6	262,8
12	74 J. VAN SIKKELERUS	Honda CBR600RR	262,1
13	15 A. COPPOLA	Honda CBR600RR	261,5
14	78 H. OKUBO	Kawasaki ZX-6R	260,9
15	80 H. BARBERA	Yamaha YZF R6	260,9
16	38 H. SOOMER	Honda CBR600RR	260,2
17	30 G. VAN STRAALEN	Kawasaki ZX-6R	260,2
18	56 P. SEBESTYEN	Honda CBR600RR	259,6
19	86 A. BADOVINI	Kawasaki ZX-6R	259,0
20	4 C. STANGE	Honda CBR600RR	259,0
21	10 N. CALERO	Kawasaki ZX-6R	258,4
22	22 F. FULIGNI	MV Agusta F3 675	258,4
23	44 L. MAHIAS	Kawasaki ZX-6R	254,7
24	46 R. NAKCHAROENSRI	Yamaha YZF R6	251,7

SEG. 1		
1	64 F. CARICASULO	20.915
2	36 T. GRADINGER	21.003
3	32 I. VINALES	21.011
4	16 J. CLUZEL	21.026
5	21 R. KRUMMENACHER	21.052
6	84 L. CRESSON	21.053
7	78 H. OKUBO	21.075
8	3 R. DE ROSA	21.193
9	80 H. BARBERA	21.256
10	94 C. PEROLARI	21.263
11	74 J. VAN SIKKELERUS	21.281
12	44 L. MAHIAS	21.282
13	95 J. DANILO	21.307
14	86 A. BADOVINI	21.335
15	6 M. HERRERA	21.384
16	38 H. SOOMER	21.396
17	47 R. HARTOG	21.419
18	56 P. SEBESTYEN	21.445
19	15 A. COPPOLA	21.475
20	30 G. VAN STRAALEN	21.570
21	10 N. CALERO	21.647
22	22 F. FULIGNI	21.663
23	46 R. NAKCHAROENSRI	22.017
24	4 C. STANGE	22.096

SEG. 2		
1	21 R. KRUMMENACHER	28.069
2	16 J. CLUZEL	28.082
3	64 F. CARICASULO	28.263
4	36 T. GRADINGER	28.263
5	32 I. VINALES	28.281
6	3 R. DE ROSA	28.335
7	78 H. OKUBO	28.393
8	84 L. CRESSON	28.604
9	95 J. DANILO	28.608
10	44 L. MAHIAS	28.615
11	38 H. SOOMER	28.645
12	80 H. BARBERA	28.661
13	86 A. BADOVINI	28.686
14	94 C. PEROLARI	28.693
15	56 P. SEBESTYEN	28.723
16	74 J. VAN SIKKELERUS	28.751
17	6 M. HERRERA	28.996
18	22 F. FULIGNI	29.027
19	47 R. HARTOG	29.027
20	30 G. VAN STRAALEN	29.127
21	15 A. COPPOLA	29.226
22	10 N. CALERO	29.315
23	46 R. NAKCHAROENSRI	29.924
24	4 C. STANGE	30.093

SEG. 3		
1	16 J. CLUZEL	21.740
2	3 R. DE ROSA	21.747
3	78 H. OKUBO	21.759
4	44 L. MAHIAS	21.767
5	64 F. CARICASULO	21.787
6	80 H. BARBERA	21.789
7	38 H. SOOMER	21.850
8	21 R. KRUMMENACHER	21.873
9	86 A. BADOVINI	21.906
10	36 T. GRADINGER	21.928
11	32 I. VINALES	21.940
12	74 J. VAN SIKKELERUS	21.993
13	95 J. DANILO	22.028
14	56 P. SEBESTYEN	22.042
15	22 F. FULIGNI	22.163
16	47 R. HARTOG	22.163
17	94 C. PEROLARI	22.177
18	15 A. COPPOLA	22.257
19	30 G. VAN STRAALEN	22.285
20	84 L. CRESSON	22.303
21	6 M. HERRERA	22.327
22	10 N. CALERO	22.535
23	4 C. STANGE	22.846
24	46 R. NAKCHAROENSRI	23.431

SEG. 4		
1	21 R. KRUMMENACHER	25.665
2	78 H. OKUBO	25.724
3	16 J. CLUZEL	25.749
4	80 H. BARBERA	25.765
5	32 I. VINALES	25.804
6	64 F. CARICASULO	25.821
7	86 A. BADOVINI	25.872
8	3 R. DE ROSA	25.876
9	44 L. MAHIAS	25.936
10	38 H. SOOMER	25.946
11	36 T. GRADINGER	25.952
12	95 J. DANILO	25.960
13	94 C. PEROLARI	26.097
14	6 M. HERRERA	26.140
15	56 P. SEBESTYEN	26.141
16	74 J. VAN SIKKELERUS	26.171
17	84 L. CRESSON	26.241
18	22 F. FULIGNI	26.364
19	30 G. VAN STRAALEN	26.385
20	47 R. HARTOG	26.399
21	10 N. CALERO	26.613
22	15 A. COPPOLA	26.643
23	4 C. STANGE	27.081
24	46 R. NAKCHAROENSRI	27.414

16/03/2019

These data/results cannot be reproduced, stored and/or transmitted in whole or in part by any manner of electronic, mechanical, photocopying, recording, broadcasting or otherwise now known or herein after developed without the previous express consent by the copyright owner, except for reproduction in daily press and regular printed publications on sale to the public within 60 days of the event related to those data/results and always provided that copyright symbol appears together as follows below.

© DORNA WSBK ORGANIZATION Srl 2019

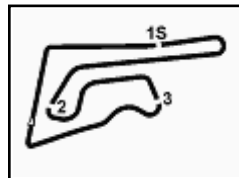
FICR PERUGIA TIMING



Official Tyre Supplier



Official Timekeeper



Buriram 4.554 m

## Pirelli Thai Round, 15-17 March 2019

### World Supersport - Ideal Times Tissot Superpole

No.	Rider	Nat	Bike	Seg. 1	Seg. 2	Seg. 3	Seg. 4	Ideal Time		
				Diff. 1	Diff. 2	Diff. 3	Diff. 4	Best Lap	Pos.	Diff.
1	16 J. CLUZEL	FRA	Yamaha YZF R6	21.026 +0.081	28.082 +0.148	<b>21.740</b>	25.749	<b>1'36.597</b>	1	0.229
2	21 R. KRUMMENACHER	SUI	Yamaha YZF R6	21.052	<b>28.069</b> +0.161	21.873 +0.035	<b>25.665</b>	<b>1'36.659</b>	2	0.196
3	64 F. CARICASULO	ITA	Yamaha YZF R6	<b>20.915</b> +0.105	28.263	21.787	25.821 +0.024	<b>1'36.786</b>	3	0.129
4	78 H. OKUBO	JPN	Kawasaki ZX-6R	21.075 +0.037	28.393 +0.057	21.759 +0.061	25.724	<b>1'36.951</b>	4	0.155
5	32 I. VINALES	ESP	Yamaha YZF R6	21.011 +0.162	28.281 +0.176	21.940 +0.049	25.804	<b>1'37.036</b>	6	0.387
6	36 T. GRADINGER	AUT	Yamaha YZF R6	21.003 +0.013	28.263 +0.158	21.928 +0.102	25.952 +0.162	<b>1'37.146</b>	7	0.435
7	3 R. DE ROSA	ITA	MV Agusta F3 675	21.193	28.335	21.747 +0.074	25.876	<b>1'37.151</b>	5	0.074
8	80 H. BARBERA	ESP	Yamaha YZF R6	21.256 +0.035	28.661 +0.116	21.789 +0.160	25.765	<b>1'37.471</b>	8	0.311
9	44 L. MAHIAS	FRA	Kawasaki ZX-6R	21.282 +0.172	28.615	21.767 +0.014	25.936	<b>1'37.600</b>	9	0.186
10	86 A. BADOVINI	ITA	Kawasaki ZX-6R	21.335	28.686 +0.033	21.906 +0.045	25.872	<b>1'37.799</b>	10	0.078
11	38 H. SOOMER	EST	Honda CBR600RR	21.396 +0.086	28.645 +0.057	21.850 +0.100	25.946	<b>1'37.837</b>	11	0.243
12	95 J. DANILO	FRA	Honda CBR600RR	21.307 +0.107	28.608 +0.125	22.028	25.960	<b>1'37.903</b>	12	0.232
13	74 J. VAN SIKKELERUS	NED	Honda CBR600RR	21.281 +0.177	28.751 +0.023	21.993 +0.034	26.171	<b>1'38.196</b>	14	0.234
14	84 L. CRESSON	BEL	Yamaha YZF R6	21.053 +0.123	28.604	22.303	26.241 +0.076	<b>1'38.201</b>	13	0.199
15	94 C. PEROLARI	FRA	Yamaha YZF R6	21.263	28.693 +0.039	22.177 +0.018	26.097 +0.258	<b>1'38.230</b>	15	0.315
16	56 P. SEBESTYEN	HUN	Honda CBR600RR	21.445 +0.025	28.723 +0.322	22.042	26.141	<b>1'38.351</b>	16	0.347
17	6 M. HERRERA	ESP	Yamaha YZF R6	21.384	28.996	22.327 +0.052	26.140 +0.177	<b>1'38.847</b>	18	0.229
18	47 R. HARTOG	NED	Kawasaki ZX-6R	21.419 +0.001	29.027	22.163	26.399	<b>1'39.008</b>	17	0.001
19	22 F. FULIGNI	ITA	MV Agusta F3 675	21.663	29.027 +0.060	22.163 +0.239	26.364 +0.015	<b>1'39.217</b>	20	0.314
20	30 G. VAN STRAALEN	NED	Kawasaki ZX-6R	21.570	29.127 +0.014	22.285	26.385	<b>1'39.367</b>	19	0.014
21	15 A. COPPOLA	ITA	Honda CBR600RR	21.475 +0.075	29.226 +0.163	22.257	26.643	<b>1'39.601</b>	21	0.238
22	10 N. CALERO	ESP	Kawasaki ZX-6R	21.647	29.315	22.535	26.613 +0.097	<b>1'40.110</b>	22	0.097
23	4 C. STANGE	GER	Honda CBR600RR	22.096 +0.103	30.093 +0.288	22.846 +0.088	27.081 +0.080	<b>1'42.116</b>	23	0.559
24	46 R. NAKCHAROENSRI	THA	Yamaha YZF R6	22.017 +0.084	29.924	23.431 +0.118	27.414 +0.056	<b>1'42.786</b>	24	0.258
<b>Overall Ideal Time</b>				20.915	28.069	21.740	25.665	<b>1'36.389</b>		

16/03/2019

These data/results cannot be reproduced, stored and/or transmitted in whole or in part by any manner of electronic, mechanical, photocopying, recording, broadcasting or otherwise now known or herein after developed without the previous express consent by the copyright owner, except for reproduction in daily press and regular printed publications on sale to the public within 60 days of the event related to those data/results and always provided that copyright symbol appears together as follows below.

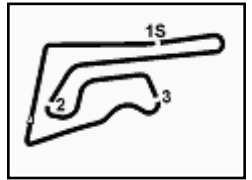
© DORNA WSBK ORGANIZATION Srl 2019

**FICR PERUGIA TIMING**


Official Tyre Supplier



Official Timekeeper



Pirelli Thai Round, 15-17 March 2019  
World Supersport - Chronological Analysis Tissot Superpole

Buriram 4.554 m

1 / 3

1° 16 J. CLUZEL (1'36.826)							
Lap	Seg.1	Seg.2	Seg.3	Seg.4	Lap Time	km/h	Local Time
1		31.019				240,5	13:43'18.307
2	21.292	28.684	21.943	26.005	1'37.924	262,8	13:44'56.231
3	21.038	28.340	21.960	25.838	1'37.176	262,8	13:46'33.407
4	21.392	29.422	22.716	40.533	1'54.063P	256,5	13:48'27.470
5	2'11.692	30.712	22.909	26.739	3'32.052P	230,8	13:51'59.522
6	21.209	28.491	21.921	25.806	1'37.427	260,9	13:53'36.949
7	21.072	28.309	22.054	25.978	1'37.413	263,4	13:55'14.362
8	<b>21.026</b>	28.368	21.932	35.784	1'47.110P	<b>264,1</b>	13:57'01.472
9	2'16.317	30.696	28.572	26.751	3'42.336P	227,4	14:00'43.808
10	21.107	28.230	<b>21.740</b>	<b>25.749</b>	<b>1'36.826</b>	260,2	14:02'20.634
11	21.067	<b>28.082</b>	27.087	27.984	1'44.220	261,5	14:04'04.854
12	21.105	28.145	21.917	25.840	1'37.007	261,5	14:05'41.861

2° 21 R. KRUMMENACHER (1'36.855)							
Lap	Seg.1	Seg.2	Seg.3	Seg.4	Lap Time	km/h	Local Time
1		29.817	23.985	27.120		250,0	13:43'15.401
2	21.350	28.445	22.103	25.974	1'37.872	260,9	13:44'53.273
3	21.244	28.401	21.914	28.133	1'39.692	261,5	13:46'32.965
4	23.922	29.124	22.365	26.299	1'41.710	259,6	13:48'14.675
5	21.248	28.552	22.047	26.012	1'37.859	260,2	13:49'52.534
6	21.185	28.305	22.091	25.920	1'37.501	260,2	13:51'30.035
7	21.665	29.102	22.345	37.935	1'51.047P	254,7	13:53'21.082
8	3'44.203	32.306	22.294	26.392	5'05.195P	247,1	13:58'26.277
9	<b>21.052</b>	28.230	21.908	<b>25.665</b>	<b>1'36.855</b>	<b>268,0</b>	14:00'03.132
10	21.448	32.319	22.152	26.070	1'41.989	259,0	14:01'45.121
11	21.101	<b>28.069</b>	22.132	25.798	1'37.100	264,1	14:03'22.221
12	21.162	28.546	<b>21.873</b>	25.991	1'37.572	260,9	14:04'59.793
13	21.685	32.585	22.889	48.246	2'05.405P	252,3	14:07'05.198

3° 64 F. CARICASULO (1'36.915)							
Lap	Seg.1	Seg.2	Seg.3	Seg.4	Lap Time	km/h	Local Time
1		29.223	22.315	26.596		250,6	13:43'07.053
2	21.151	28.316	22.168	26.017	1'37.652	266,0	13:44'44.705
3	21.122	28.316	21.942	26.010	1'37.390	264,1	13:46'22.095
4	21.137	28.272	21.820	25.979	1'37.208	264,7	13:47'59.303
5	21.094	28.286	21.823	<b>25.821</b>	1'37.024	265,4	13:49'36.327
6	21.305	29.009	22.748	41.144	1'54.206P	264,1	13:51'30.533
7	3'49.168	28.895	22.066	26.172	5'06.301P	251,7	13:56'36.834
8	20.998	28.348	21.915	25.861	1'37.122	265,4	13:58'13.956
9	21.020	<b>28.263</b>	<b>21.787</b>	25.845	<b>1'36.915</b>	266,0	13:59'50.871
10	<b>20.915</b>	28.463	22.139	26.493	1'38.010	<b>268,7</b>	14:01'28.881
11	21.051	28.309	21.806	25.687	1'36.853C	264,7	14:03'05.734
12	21.046	28.293	21.871	25.946	1'37.156	264,7	14:04'42.890
13	21.169	29.624	25.769	41.206	1'57.768P	265,4	14:06'40.658

4° 78 H. OKUBO (1'37.106)							
Lap	Seg.1	Seg.2	Seg.3	Seg.4	Lap Time	km/h	Local Time
1		29.802	22.981	26.801		248,3	13:43'19.666
2	21.310	28.703	21.909	25.859	1'37.781	<b>260,9</b>	13:44'57.447
3	<b>21.075</b>	<b>28.393</b>	21.866	25.975	1'37.309	<b>260,9</b>	13:46'34.756
4	21.800	29.720	22.670	42.448	1'56.638P	256,5	13:48'31.394
5	6'53.649	28.990	21.978	26.511	8'11.128P	252,3	13:56'42.522
6	21.382			26.168	1'44.294	259,0	13:58'26.816
7	21.112	28.450	21.820	<b>25.724</b>	<b>1'37.106</b>	260,2	14:00'03.922
8	21.201	<b>28.393</b>	<b>21.759</b>	25.754	1'37.107	260,2	14:01'41.029
9	21.377	30.574	22.328	26.099	1'40.378	252,9	14:03'21.407
10	22.069	30.050	22.050	25.955	1'40.124	227,8	14:05'01.531

5° 3 R. DE ROSA (1'37.225)							
Lap	Seg.1	Seg.2	Seg.3	Seg.4	Lap Time	km/h	Local Time

1		43.779	25.342	31.983		108,4	13:43'04.938
2	21.738	29.533	23.137	26.299	1'40.707	258,4	13:44'45.645
3	21.270	28.931	22.024	26.173	1'38.398	262,1	13:46'24.043
4	21.352	28.811	22.037	26.197	1'38.397	260,2	13:48'02.440
5	21.693	34.692	23.731	44.281	2'04.397P	252,3	13:50'06.837
6	2'59.529	40.241	25.085	27.178	4'32.033P	203,8	13:54'38.870
7	21.254	28.657	22.130	26.169	1'38.210	262,8	13:56'17.080
8	21.705	30.799	23.190	39.190	1'54.884P	246,0	13:58'11.964
9	2'10.619	34.873	22.217	26.096	3'33.805P	228,3	14:01'45.769
10	<b>21.193</b>	<b>28.335</b>	21.821	<b>25.876</b>	<b>1'37.225</b>	<b>264,1</b>	14:03'22.994
11	21.351	28.411	<b>21.747</b>	25.954	1'37.463	260,9	14:05'00.457
12	21.617	29.922	22.408	27.070	1'41.017	252,3	14:06'41.474

6° 32 I. VINALES (1'37.423)							
Lap	Seg.1	Seg.2	Seg.3	Seg.4	Lap Time	km/h	Local Time
1		33.847	22.768	27.871		213,0	13:42'45.096
2	21.232	28.408	21.942	25.858	1'37.440	263,4	13:44'22.536
3	21.014	28.428	<b>21.940</b>	26.208	1'37.590	266,0	13:46'00.126
4	<b>21.011</b>	<b>28.281</b>	22.176	26.005	1'37.473	<b>266,7</b>	13:47'37.599
5	21.286	29.147	22.913	41.384	1'54.730P	264,1	13:49'32.329
6	8'45.969	33.257	24.279	32.330	10'15.835P	230,8	13:59'48.164
7	21.333	33.350	22.256	28.516	1'45.455	260,2	14:01'33.619
8	21.049	28.575	22.144	25.913	1'37.681	262,1	14:03'11.300
9	21.173	28.457	21.989	<b>25.804</b>	<b>1'37.423</b>	262,1	14:04'48.723
10	21.292	28.722	22.403	26.372	1'38.789	261,5	14:06'27.512

7° 36 T. GRADINGER (1'37.581)							
Lap	Seg.1	Seg.2	Seg.3	Seg.4	Lap Time	km/h	Local Time
1		30.772	22.632	27.123		230,3	13:42'42.652
2	21.275	28.466	22.047	26.168	1'37.956	265,4	13:44'20.608
3	<b>21.003</b>	28.452	22.197	26.163	1'37.815	<b>269,3</b>	13:45'58.423
4	21.016	28.421	22.030	26.114	<b>1'37.581</b>	268,7	13:47'36.004
5	21.435	35.612	22.796	40.245	2'00.088P	265,4	13:49'36.092
6	8'39.604	33.803	28.545	26.951	10'08.903P	207,3	13:59'44.995
7	21.299	37.465	22.284	26.170	1'47.218	262,1	14:01'32.213
8	21.154	28.380	<b>21.928</b>	30.091	1'41.553	263,4	14:03'13.766
9	22.046	<b>28.263</b>	23.109	26.298	1'39.716	264,1	14:04'53.482
10	21.172	28.452	22.067	<b>25.952</b>	1'37.643	262,8	14:06'31.125

8° 80 H. BARBERA (1'37.782)							
Lap	Seg.1	Seg.2	Seg.3	Seg.4	Lap Time	km/h	Local Time
1		33.196	24.119	29.881		224,5	13:45'41.469
2	22.451	30.949	24.554	27.464	1'45.418	248,3	13:47'26.887
3	21.504	28.943	22.037	26.026	1'38.510	259,0	13:49'05.397
4	21.486	29.136	22.203	26.293	1'39.118	257,1	13:50'44.515
5	21.649	29.977	22.880	38.698	1'53.204P	248,3	13:52'37.719
6	5'50.946	31.779	25.534	26.118	7'14.377P	234,3	13:59'52.096
7	21.291	28.777	21.949	<b>25.765</b>	<b>1'37.782</b>	258,4	14:01'29.878
8	<b>21.256</b>	<b>28.661</b>	22.014	25.889	1'37.820	<b>260,9</b>	14:03'07.698
9	21.294	28.765	<b>21.789</b>	25.954	1'37.802	258,4	14:04'45.500
10	21.269	28.822	22.381	26.579	1'39.051	259,0	14:06'24.551

9° 44 L. MAHIAS (1'37.786)							
Lap	Seg.1	Seg.2	Seg.3	Seg.4	Lap Time	km/h	Local Time
1		29.834	22.397	26.680		245,5	13:43'20.991
2	21.391	28.799	<b>21.767</b>	25.970	1'37.927	253,5	13:44'58.918
3	<b>21.282</b>	28.883	21.923	26.069	1'38.157	<b>254,7</b>	13:46'37.075
4	22.273	29.467	22.072	39.482	1'53.294P	247,7	13:48'30.369
5	6'50.863	29.386	22.010	28.990	8'11.249P	248,3	13:56'41.618
6	21.512	28.900	21.805	26.001	1'38.218	<b>254,7</b>	13:58'19.836
7	24.584	29.087	22.461	35.795	1'51.927P	243,2	14:00'11.763
8	1'39.033	29.239	22.018	26.094	2'56.384P	250,0	14:03'08.147

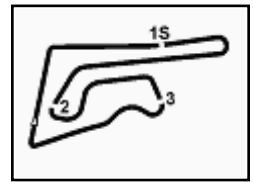
16/03/2019 P = Pits In/Out - C = Lap Time Cancelled

These data/results cannot be reproduced, stored and/or transmitted in whole or in part by any manner of electronic, mechanical, photocopying, recording, broadcasting or otherwise now known or herein after developed without the previous express consent by the copyright owner, except for reproduction in daily press and regular printed publications on sale to the public within 60 days of the event related to those data/results and always provided that copyright symbol appears together as follows below.

© DORNA WSBK ORGANIZATION Srl 2019







Buriram 4.554 m

## Pirelli Thai Round, 15-17 March 2019

### World Supersport - Chronological Analysis Tissot Superpole

2 / 3

9	21.454	<b>28.615</b>	21.781	<b>25.936</b>	<b>1'37.786</b>	<b>254,7</b>	14:04'45.933
10	31.097	37.952	23.607	43.220	2'15.876P	180,6	14:07'01.809

3	21.917	33.952	27.863	29.007	1'52.739	258,4	13:46'02.413
4	<b>21.281</b>	<b>28.751</b>	22.247	26.466	1'38.745	261,5	13:47'41.158
5	21.566	29.092	22.751	27.385	1'40.794	261,5	13:49'21.952
6	21.485	28.985	22.194	26.537	1'39.201	259,0	13:51'01.153
7	22.350	29.821	22.593	38.334	1'53.098P	251,7	13:52'54.251
8	3'51.823	30.253	22.563	26.868	5'11.507P	245,5	13:58'05.758
9	21.548	28.916	22.082	27.011	1'39.557	259,0	13:59'45.315
10	21.348	29.257	22.451	26.855	1'39.911	<b>262,1</b>	14:01'25.226
11	21.458	28.774	22.027	<b>26.171</b>	<b>1'38.430</b>	260,2	14:03'03.656
12	21.428	28.831	<b>21.993</b>	26.300	1'38.552	259,0	14:04'42.208
13	21.596	26.596	1'46.689	254,1	14:06'28.897		

10° 86 A. BADOVINI (1'37.877)							
Lap	Seg.1	Seg.2	Seg.3	Seg.4	Lap Time	km/h	Local Time
1		33.063	23.369	27.389		137,4	13:42'27.885
2	21.474	29.013	22.848	26.247	1'39.582	<b>259,0</b>	13:44'07.467
3	21.523	28.855	22.072	26.210	1'38.660	257,8	13:45'46.127
4	21.349	28.788	22.519	26.231	1'38.887	258,4	13:47'25.014
5	21.338	28.701	22.096	26.070	1'38.205	257,1	13:49'03.219
6	21.532	29.888	22.545	41.049	1'55.014P	253,5	13:50'58.233
7	4'23.589	29.367	<b>21.906</b>	28.239	5'43.101P	251,7	13:56'41.334
8	21.560	30.825	22.227	26.335	1'40.947	256,5	13:58'22.281
9	<b>21.335</b>	28.719	21.951	<b>25.872</b>	<b>1'37.877</b>	<b>259,0</b>	14:00'00.158
10	21.405	28.886	22.047	26.038	1'38.376	<b>259,0</b>	14:01'38.534
11	21.411	29.722		26.079	1'48.079	258,4	14:03'26.613
12	21.434	<b>28.686</b>	22.085	26.097	1'38.302	257,1	14:05'04.915

15° 94 C. PEROLARI (1'38.545)							
Lap	Seg.1	Seg.2	Seg.3	Seg.4	Lap Time	km/h	Local Time
1		44.511	23.564	27.984		109,4	13:42'41.167
2	21.328	28.809	22.180	26.415	1'38.732	<b>262,8</b>	13:44'19.899
3	21.297	<b>28.693</b>	<b>22.177</b>	26.825	1'38.992	259,0	13:45'58.891
4	<b>21.263</b>	28.732	22.195	26.355	<b>1'38.545</b>	259,6	13:47'37.436
5	21.637	29.424	22.798	38.115	1'51.974CP	259,0	13:49'29.410
6	3'49.043	29.770	22.613	26.458	5'07.884P	250,0	13:54'37.294
7	21.437	29.017	22.208	26.172	1'38.834	257,8	13:56'16.128
8	21.354	28.966	22.248	26.184	1'38.752	259,0	13:57'54.880
9	22.245	30.642	23.255	35.679	1'51.821P	253,5	13:59'46.701
10	1'36.746	42.982	28.305	26.667	3'14.700P	130,1	14:03'01.401
11	21.486	28.696	22.357	<b>26.097</b>	1'38.636	254,7	14:04'40.037
12	25.026	29.432	22.721	26.285	1'43.464	252,3	14:06'23.501

11° 38 H. SOOMER (1'38.080)							
Lap	Seg.1	Seg.2	Seg.3	Seg.4	Lap Time	km/h	Local Time
1		30.318	22.977	26.633		240,0	13:42'38.581
2	21.498	28.897	22.256	26.422	1'39.073	259,6	13:44'17.654
3	<b>21.396</b>	29.053	22.410	26.825	1'39.684	<b>260,2</b>	13:45'57.338
4	21.559	28.733	21.898	26.172	1'38.362	259,6	13:47'35.700
5	21.831	29.614	22.236	36.579	1'50.260P	258,4	13:49'25.960
6	6'35.540	30.187	22.403	26.369	7'54.499P	240,5	13:57'20.459
7	21.552	28.808	<b>21.850</b>	26.997	1'39.207	258,4	13:58'59.666
8	21.829	29.034	22.167	26.288	1'39.318	259,0	14:00'38.984
9	21.509	28.756	22.020	26.247	1'38.532	257,8	14:02'17.516
10	21.834	<b>28.645</b>	21.973	26.144	1'38.596	255,9	14:03'56.112
11	21.482	28.702	21.950	<b>25.946</b>	<b>1'38.080</b>	257,1	14:05'34.192

16° 56 P. SEBESTYEN (1'38.698)							
Lap	Seg.1	Seg.2	Seg.3	Seg.4	Lap Time	km/h	Local Time
1		31.782	26.190	27.456		184,0	13:42'45.731
2	21.610	29.132	22.280	26.394	1'39.416	258,4	13:44'25.147
3	21.604	29.037	22.378	26.641	1'39.660	257,8	13:46'04.807
4	21.522	28.943	22.345	26.492	1'39.302	257,8	13:47'44.109
5	21.520	29.097	22.404	27.149	1'40.170	259,0	13:49'24.279
6	22.158	29.688	22.966	40.558	1'55.370P	252,9	13:51'19.649
7	6'58.850	31.614	25.959	32.849	8'29.272P	235,8	13:59'48.921
8	21.567	29.062	27.243	26.449	1'44.321	257,1	14:01'33.242
9	21.470	29.045	<b>22.042</b>	<b>26.141</b>	<b>1'38.698</b>	<b>259,6</b>	14:03'11.940
10	<b>21.445</b>	<b>28.723</b>	22.115	27.291	1'39.574	257,1	14:04'51.514
11	21.651	28.945	22.201	26.353	1'39.150	254,7	14:06'30.664

12° 95 J. DANILO (1'38.135)							
Lap	Seg.1	Seg.2	Seg.3	Seg.4	Lap Time	km/h	Local Time
1		30.747	22.537	26.856		222,2	13:42'43.178
2	21.444	28.784	22.170	26.091	1'38.489	261,5	13:44'21.667
3	21.342	<b>28.608</b>	22.161	26.147	1'38.258	260,2	13:45'59.925
4	<b>21.307</b>	28.640	22.140	26.346	1'38.433	261,5	13:47'38.358
5	21.336	28.912	24.594	42.409	1'57.251P	<b>264,1</b>	13:49'35.609
6	9'42.574	30.763	24.896	30.286	11'08.519P	222,7	14:00'44.128
7	21.414	28.733	<b>22.028</b>	<b>25.960</b>	<b>1'38.135</b>	257,8	14:02'22.263
8	21.464	28.816	22.627	26.528	1'39.435	257,8	14:04'01.698
9	21.509	28.766	22.288	26.156	1'38.719	255,3	14:05'40.417

17° 47 R. HARTOG (1'39.009)							
Lap	Seg.1	Seg.2	Seg.3	Seg.4	Lap Time	km/h	Local Time
1		31.755	23.671	27.368		242,7	13:43'32.428
2	21.871	29.735	22.545	26.581	1'40.732	256,5	13:45'13.160
3	21.679	29.391	22.419	26.531	1'40.020	255,9	13:46'53.180
4	21.627	30.370	22.754	26.619	1'41.370	255,9	13:48'34.550
5	21.642	29.222	22.267	26.629	1'39.760	256,5	13:50'14.310
6	21.708	35.259	23.578	40.002	2'00.547P	254,1	13:52'14.857
7	5'12.764	30.570	22.975	26.848	6'33.157P	245,5	13:58'48.014
8	21.927	29.394	22.552	26.445	1'40.318	255,3	14:00'28.332
9	<b>21.419</b>	29.148	22.342	27.519	1'40.428	<b>264,1</b>	14:02'08.760
10	21.713	29.148	22.332	26.602	1'39.795	257,1	14:03'48.555
11	21.420	<b>29.027</b>	<b>22.163</b>	<b>26.399</b>	<b>1'39.009</b>	260,9	14:05'27.564

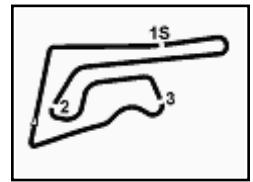
13° 84 L. CRESSON (1'38.400)							
Lap	Seg.1	Seg.2	Seg.3	Seg.4	Lap Time	km/h	Local Time
1		42.595	28.658	26.843		168,2	13:42'40.378
2	21.410	29.002	22.462	26.787	1'39.661	265,4	13:44'20.039
3	21.132	31.394	22.343	26.280	1'41.149	269,3	13:46'01.188
4	21.077	28.782	22.490	26.425	1'38.774	268,7	13:47'39.962
5	<b>21.053</b>	28.761	22.382	39.481	1'51.677P	<b>270,7</b>	13:49'31.639
6	6'59.366	36.706	26.173	26.761	8'29.006P	236,3	13:58'00.645
7	21.339	28.761			1'45.124	264,7	13:59'45.769
8	21.134	28.781	22.504	26.431	1'38.850	269,3	14:01'24.619
9	21.295	35.058	22.407	<b>26.241</b>	1'45.001	262,8	14:03'09.620
10	21.176	<b>28.604</b>	<b>22.303</b>	26.317	<b>1'38.400</b>	265,4	14:04'48.020
11	21.246	28.712	22.452	26.299	1'38.709	264,7	14:06'26.729

18° 6 M. HERRERA (1'39.076)							
Lap	Seg.1	Seg.2	Seg.3	Seg.4	Lap Time	km/h	Local Time
1		34.197	23.817	30.601		157,2	13:42'33.447
2	21.854	29.265	22.518	26.532	1'40.169	261,5	13:44'13.616
3	21.585	29.344	22.371	26.424	1'39.724	260,2	13:45'53.340
4	21.512	29.087	22.539	26.527	1'39.665	259,0	13:47'33.005
5	21.556	29.182	22.441	26.469	1'39.648	259,6	13:49'12.653
6	21.539	29.043	22.572	26.330	1'39.484	259,0	13:50'52.137

16/03/2019 P = Pits In/Out - C = Lap Time Cancelled

These data/results cannot be reproduced, stored and/or transmitted in whole or in part by any manner of electronic, mechanical, photocopying, recording, broadcasting or otherwise now known or herein after developed without the previous express consent by the copyright owner, except for reproduction in daily press and regular printed publications on sale to the public within 60 days of the event related to those data/results and always provided that copyright symbol appears together as follows below.

© DORNA WSBK ORGANIZATION Srl 2019



Buriram 4.554 m

3 / 3

## Pirelli Thai Round, 15-17 March 2019 World Supersport - Chronological Analysis Tissot Superpole

Lap	Seg.1	Seg.2	Seg.3	Seg.4	Lap Time	km/h	Local Time
7	21.487	29.220	22.841	41.968	1'55.516	258,4	13:52'47.653
8	4'38.212	33.845	22.637	26.872	6'01.566	234,3	13:58'49.219
9	21.509	29.074	22.725	27.448	1'40.756	<b>262,8</b>	14:00'29.975
10	21.480	29.135	<b>22.327</b>	<b>26.140</b>	1'39.082	259,6	14:02'09.057
11	<b>21.384</b>	<b>28.996</b>	22.379	26.317	<b>1'39.076</b>	259,0	14:03'48.133
12	21.625	30.823	22.771	27.094	1'42.313	251,7	14:05'30.446

19° 30 G. VAN STRAALEN (1'39.381)							
Lap	Seg.1	Seg.2	Seg.3	Seg.4	Lap Time	km/h	Local Time
1		35.093	23.058	27.307		177,6	13:42'21.512
2	22.018	29.792	22.839	26.755	1'41.404	253,5	13:44'02.916
3	21.740	29.538	22.501	26.942	1'40.721	253,5	13:45'43.637
4	21.721	29.761			1'58.793	254,1	13:47'42.430
5	21.687	29.467	23.586	41.228	1'55.968P	<b>260,2</b>	13:49'38.398
6	5'47.696	30.125	22.704	26.934	7'07.459P	247,7	13:56'45.857
7	21.694	29.346	22.421	26.392	1'39.853	256,5	13:58'25.710
8	<b>21.570</b>	<b>29.127</b>	22.333	26.465	1'39.495	256,5	14:00'05.205
9	<b>21.570</b>	29.141	<b>22.285</b>	<b>26.385</b>	<b>1'39.381</b>	256,5	14:01'44.586
10	21.710	29.658	22.904	28.310	1'42.582	254,1	14:03'27.168
11	21.644	29.719	22.873	26.894	1'41.130	256,5	14:05'08.298

20° 22 F. FULIGNI (1'39.531)							
Lap	Seg.1	Seg.2	Seg.3	Seg.4	Lap Time	km/h	Local Time
1		30.761	23.069	26.968		244,3	13:43'10.580
2	22.004	29.470	22.698	26.699	1'40.871	257,1	13:44'51.451
3	21.816	29.202	22.259	26.678	1'39.955	256,5	13:46'31.406
4	21.712	<b>29.027</b>	<b>22.163</b>	35.663	1'48.565P	255,9	13:48'19.971
5	7'27.972	30.075	22.876	26.643	8'47.566P	245,5	13:57'07.537
6	22.027	29.221	22.761	26.735	1'40.744	255,9	13:58'48.281
7	<b>21.663</b>	29.087	22.402	26.379	<b>1'39.531</b>	<b>258,4</b>	14:00'27.812
8	21.888	29.481	22.445	26.366	1'40.180	255,3	14:02'07.992
9	21.779	31.451	22.592	26.413	1'42.235	254,1	14:03'50.227
10	21.722	30.524	22.503	<b>26.364</b>	1'41.113	257,1	14:05'31.340

21° 15 A. COPPOLA (1'39.839)							
Lap	Seg.1	Seg.2	Seg.3	Seg.4	Lap Time	km/h	Local Time
1		42.611	23.989	27.807		111,1	13:42'30.407
2	21.701	29.431	22.453	26.941	1'40.526	259,0	13:44'10.933
3	21.580	34.406	23.387	27.652	1'47.025	260,9	13:45'57.958
4	21.512	29.633	22.725	26.972	1'40.842	259,6	13:47'38.800
5	<b>21.475</b>	29.271	22.440	26.903	1'40.089	<b>261,5</b>	13:49'18.889
6	22.047	30.212	23.003	41.284	1'56.546P	252,9	13:51'15.435
7	6'49.990	43.740	28.046	29.449	8'31.225P	141,5	13:59'46.660
8	21.643	30.808	24.631	29.343	1'46.425	258,4	14:01'33.085
9	21.550	29.389	<b>22.257</b>	<b>26.643</b>	<b>1'39.839</b>	258,4	14:03'12.924
10	21.614	<b>29.226</b>	22.567	27.053	1'40.460	257,1	14:04'53.384
11	21.953	29.417	22.614	26.862	1'40.846	254,7	14:06'34.230

22° 10 N. CALERO (1'40.207)							
Lap	Seg.1	Seg.2	Seg.3	Seg.4	Lap Time	km/h	Local Time
1		38.227	23.470	27.360		149,8	13:42'28.422
2	21.827	29.477	22.819	26.914	1'41.037	<b>258,4</b>	13:44'09.459
3	21.996	33.252	22.743	26.690	1'44.681	254,7	13:45'54.140
4	21.775	29.667	22.574	27.153	1'41.169	255,9	13:47'35.309
5	22.407	35.549	24.960	39.517	2'02.433P	233,8	13:49'37.742
6	3'14.156	32.371	23.262	27.116	4'36.905P		13:54'14.647
7	21.931	29.648	22.561	26.627	1'40.767	256,5	13:55'55.414
8	21.821	29.428	22.592	26.684	1'40.525	257,1	13:57'35.939
9	22.128	30.344	23.296	38.371	1'54.139P	255,9	13:59'30.078
10	1'54.196	38.368	23.842	29.132	3'25.538P	155,4	14:02'55.616
11	21.841	29.700	22.581	<b>26.613</b>	1'40.735	252,9	14:04'36.351
12	<b>21.647</b>	<b>29.315</b>	<b>22.535</b>	26.710	<b>1'40.207</b>	252,9	14:06'16.558

23° 4 C. STANGE (1'42.675)							
Lap	Seg.1	Seg.2	Seg.3	Seg.4	Lap Time	km/h	Local Time
1			34.234	23.949	28.196	186,2	13:42'24.818
2	22.315	30.796	23.452	27.803	1'44.366	253,5	13:44'09.184
3	22.279	30.572	23.050	27.437	1'43.338	252,3	13:45'52.522
4	22.407	<b>30.093</b>	22.980	27.506	1'42.986	251,2	13:47'35.508
5	<b>22.096</b>	30.182	23.023	27.390	1'42.691	<b>259,0</b>	13:49'18.199
6	22.125	30.546	22.982	27.098	1'42.751	251,7	13:51'00.950
7	22.199	30.381	22.934	27.161	<b>1'42.675</b>	251,2	13:52'43.625
8	22.511	30.381	23.000	41.071	1'56.963P	251,2	13:54'40.588
9	4'08.616	33.553	23.448	27.546	5'33.163P	207,7	14:00'13.751
10	22.239	31.268	23.148	27.240	1'43.691	249,4	14:01'57.646
11	22.396	30.396	<b>22.846</b>	27.287	1'42.925	248,8	14:03'40.571
12	22.365	30.315	22.964	<b>27.081</b>	1'42.725	246,0	14:05'23.296

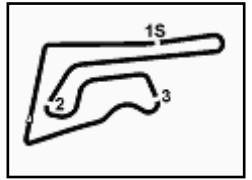
24° 46 R. NAKCHAROENSRI (1'43.044)							
Lap	Seg.1	Seg.2	Seg.3	Seg.4	Lap Time	km/h	Local Time
1			35.958	23.864	28.415	126,3	13:42'31.946
2	22.326	30.327	23.580	27.789	1'44.022	251,2	13:44'15.968
3	22.368	30.252	29.020	27.931	1'49.571	250,0	13:46'05.539
4	22.422	30.373	23.565	27.601	1'43.961	251,2	13:47'49.500
5	22.170	30.170	23.475	27.587	1'43.402	<b>251,7</b>	13:49'32.902
6	22.518	33.763	24.448	45.059	2'05.788P	248,8	13:51'38.690
7	4'44.666	32.115	24.235	28.080	6'09.096P	235,8	13:57'47.786
8	22.364	30.436	23.440	<b>27.414</b>	1'43.654	251,2	13:59'31.440
9	22.101	<b>29.924</b>	23.549	<b>27.470</b>	<b>1'43.044</b>	250,0	14:01'14.484
10	28.796			27.792	2'16.315	212,2	14:03'30.799
11	<b>22.017</b>	30.194	<b>23.431</b>	28.377	1'44.019	250,0	14:05'14.818

16/03/2019 P = Pits In/Out - C = Lap Time Cancelled

These data/results cannot be reproduced, stored and/or transmitted in whole or in part by any manner of electronic, mechanical, photocopying, recording, broadcasting or otherwise now known or herein after developed without the previous express consent by the copyright owner, except for reproduction in daily press and regular printed publications on sale to the public within 60 days of the event related to those data/results and always provided that copyright symbol appears together as follows below.

© DORNA WSBK ORGANIZATION Srl 2019

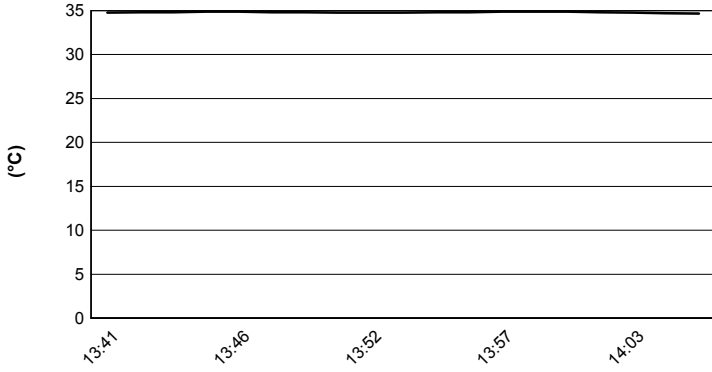




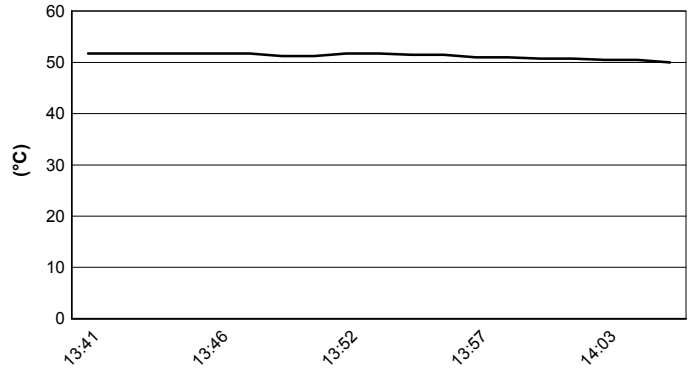
Buriram 4.554 m

**Pirelli Thai Round, 15-17 March 2019**  
**World Supersport - Weather Report Tissot Superpole**  
 Session started 13:40 - Session ended 14:07

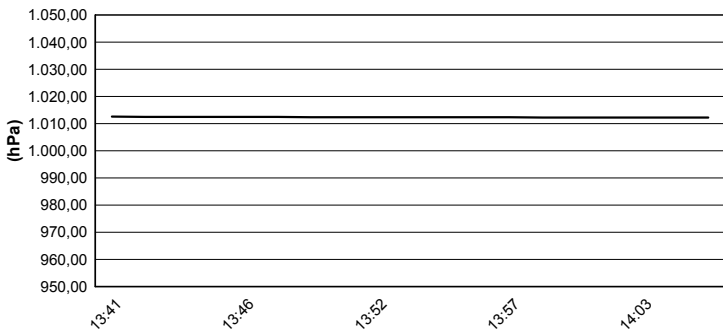
### Air Temperature



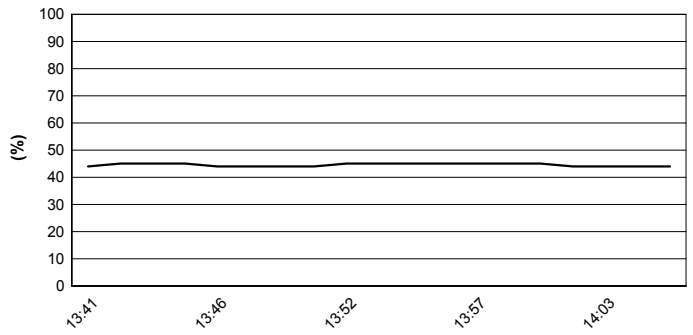
### Track Temperature



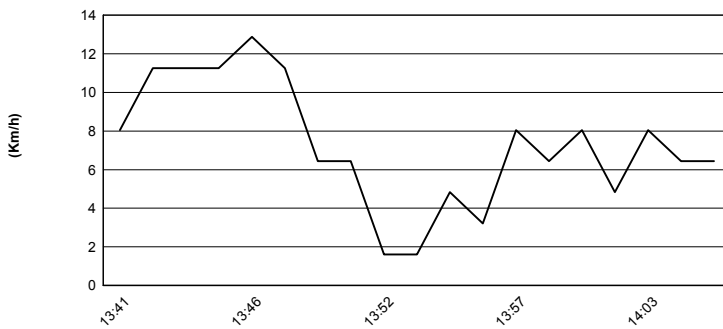
### Air Pressure



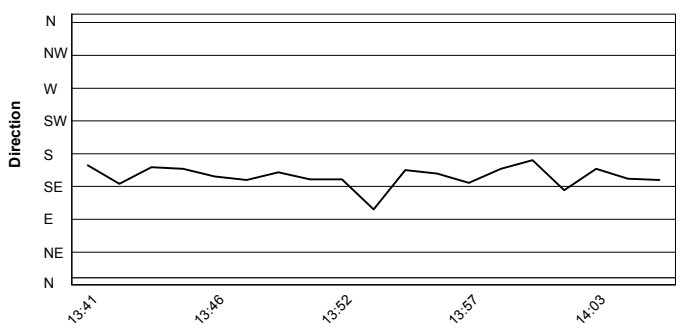
### Humidity



### Wind Speed



### Wind Direction



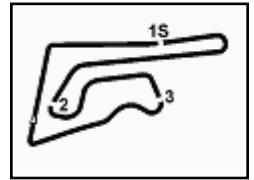
16/03/2019

These data/results cannot be reproduced, stored and/or transmitted in whole or in part by any manner of electronic, mechanical, photocopying, recording, broadcasting or otherwise now known or herein after developed without the previous express consent by the copyright owner, except for reproduction in daily press and regular printed publications on sale to the public within 60 days of the event related to those data/results and always provided that copyright symbol appears together as follows below.

© DORNA WSBK ORGANIZATION Srl 2019







Buriram 4.554 m

**Pirelli Thai Round, 15-17 March 2019**  
**World Supersport - Provisional Starting Grid**  
17 Laps x 4,554 km = 77,418 km

1	16 CLUZEL J. Yamaha 1'36.826	2	21 KRUMMENACHER R. Yamaha 1'36.855	3	64 CARICASULO F. Yamaha 1'36.915	
2	4	78 OKUBO H. Kawasaki 1'37.106	5	3 DE ROSA R. MV Agusta 1'37.225	6	32 VINALES I. Yamaha 1'37.423
3	7	36 GRADINGER T. Yamaha 1'37.581	8	80 BARBERA H. Yamaha 1'37.782	9	44 MAHIAS L. Kawasaki 1'37.786
4	10	86 BADOVINI A. Kawasaki 1'37.877	11	38 SOOMER H. Honda 1'38.080	12	95 DANILO J. Honda 1'38.135
5	13	84 CRESSON L. Yamaha 1'38.400	14	74 VAN SIKKELERUS J Honda 1'38.430	15	94 PEROLARI C. Yamaha 1'38.545
6	16	56 SEBESTYEN P. Honda 1'38.698	17	47 HARTOG R. Kawasaki 1'39.009	18	6 HERRERA M. Yamaha 1'39.076
7	19	30 VAN STRAALLEN G. Kawasaki 1'39.381	20	22 FULIGNI F. MV Agusta 1'39.531	21	15 COPPOLA A. Honda 1'39.839
8	22	10 CALERO N. Kawasaki 1'40.207	23	4 STANGE C. Honda 1'42.675	24	46 NAKCHAROENSRI R. Yamaha 1'43.044

16/03/2019 Jury President .....

These data/results cannot be reproduced, stored and/or transmitted in whole or in part by any manner of electronic, mechanical, photocopying, recording, broadcasting or otherwise now known or herein after developed without the previous express consent by the copyright owner, except for reproduction in daily press and regular printed publications on sale to the public within 60 days of the event related to those data/results and always provided that copyright symbol appears together as follows below.

© DORNA WSBK ORGANIZATION Srl 2019

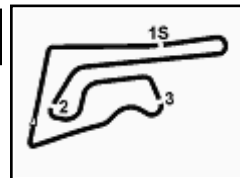
FIKR PERUGIA TIMING



Official Tyre Supplier



Official Timekeeper



Buriram 4.554 m

## Pirelli Thai Round, 15-17 March 2019

### World Supersport - Superpole Ranking

	2016	2017	2018	2019
<b>01 Phillip Island Grand Prix Circuit</b>	Sofuoglu (Tur) Kaw 1'33.142 (171,8 Km/h)	Jacobsen (Usa) MvA 1'33.128 (171,8 Km/h)	Mahias (Fra) Yam 1'33.160 (171,8 Km/h)	Caricasulo (Ita) Yam 1'32.604 (172,8 Km/h)
<b>02 Chang International Circuit</b>	Cluzel (Fra) MvA 1'38.383 (166,6 Km/h)	Cluzel (Fra) Hon 1'37.683 (167,8 Km/h)	Mahias (Fra) Yam 1'36.738 (169,5 Km/h)	Cluzel (Fra) Yam 1'36.826 (169,3 Km/h)
<b>03 Motorland Aragon</b>	Sofuoglu (Tur) Kaw 1'54.000 (160,3 Km/h)	Jacobsen (Usa) MvA 1'54.948 (159,0 Km/h)	Cortese (Ger) Yam 1'53.567 (160,9 Km/h)	
<b>04 TT Circuit Assen</b>	Krummenacher (Sui) Kaw 1'39.300 (164,7 Km/h)	Sofuoglu (Tur) Kaw 1'37.805 (167,2 Km/h)	Cortese (Ger) Yam 1'37.799 (167,2 Km/h)	
<b>05 Autodromo Internazionale Enzo e Dino</b>	Cluzel (Fra) MvA 1'51.132 (159,8 Km/h)	Jacobsen (Usa) MvA 1'51.611 (159,1 Km/h)	Mahias (Fra) Yam 1'53.042 (157,1 Km/h)	
<b>06 Circuito de Jerez Ángel Nieto</b>	Sofuoglu (Tur) Kaw 1'42.969 (154,6 Km/h)	Caricasulo (Ita) Yam 1'43.285 (154,2 Km/h)		
<b>07 Misano World Circuit "Marco Simoncelli"</b>	Caricasulo (Ita) Hon 1'38.097 (149,0 Km/h)	Sofuoglu (Tur) Kaw 1'38.672 (148,1 Km/h)	Caricasulo (Ita) Yam 1'37.694 (149,6 Km/h)	
<b>08 Donington Park</b>	Sofuoglu (Tur) Kaw 1'30.298 (160,3 Km/h)	Sofuoglu (Tur) Kaw 1'30.904 (159,2 Km/h)	Cluzel (Fra) Yam 1'30.270 (160,3 Km/h)	
<b>09 Autódromo Internacional do Algarve</b>		Sofuoglu (Tur) Kaw 1'45.541 (156,6 Km/h)	Mahias (Fra) Yam 1'44.588 (158,1 Km/h)	
<b>10 Circuit de Nevers Magny-Cours</b>	Sofuoglu (Tur) Kaw 1'55.461 (137,5 Km/h)	Tuuli (Fin) Yam 1'43.833 (152,9 Km/h)	Caricasulo (Ita) Yam 1'40.416 (158,1 Km/h)	
<b>11 Circuit San Juan Villicum</b>			Mahias (Fra) Yam 1'43.026 (139,8 Km/h)	
<b>12 Losail International Circuit</b>	Stapleford (Gbr) Tri 2'01.621 (159,2 Km/h)	Mahias (Fra) Yam 2'00.738 (160,4 Km/h)	Mahias (Fra) Yam 2'00.461 (160,8 Km/h)	

### 2019

- 1 F. Caricasulo
- 1 J. Cluzel

### ALL TIMES

- |                   |                   |                   |
|-------------------|-------------------|-------------------|
| 34 K. Sofuoglu    | 3 I. MacPherson   | 1 B. MacLeod      |
| 22 S. Charpentier | 3 A. Pitt         | 1 J. Vd Goorbergh |
| 21 J. Cluzel      | 3 K. Curtain      | 1 S. Sanna        |
| 17 B. Parkes      | 3 D. Salom        | 1 M. Fabrizio     |
| 15 K. Muggeridge  | 3 S. Cortese      | 1 C. Jones        |
| 14 F. Foret       | 2 P. Bontempi     | 1 S. Morais       |
| 14 S. Lowes       | 2 V. Guareschi    | 1 K. Coghlan      |
| 10 C. Crutchlow   | 2 J. Teuchert     | 1 C. Davies       |
| 7 L. Mahias       | 2 M. Lagrive      | 1 F. Marino       |
| 6 S. Chambon      | 2 L. Scassa       | 1 L. Stapleford   |
| 6 E. Laverty      | 2 J. Lascorz      | 1 N. Tuuli        |
| 5 P. Casoli       | 2 M. Pirro        | 1 R. Krummenacher |
| 5 K. Fujiwara     | 2 M. van der Mark |                   |
| 5 C. Vermeulen    | 1 J. Whitham      |                   |
| 5 P. Jacobsen     | 1 M. Meregalli    |                   |
| 5 F. Caricasulo   | 1 P. Riba         |                   |
| 3 R. Xaus         | 1 C. Kellner      |                   |

16/03/2019

These data/results cannot be reproduced, stored and/or transmitted in whole or in part by any manner of electronic, mechanical, photocopying, recording, broadcasting or otherwise now known or herein after developed without the previous express consent by the copyright owner, except for reproduction in daily press and regular printed publications on sale to the public within 60 days of the event related to those data/results and always provided that copyright symbol appears together as follows below.

© DORNA WSBK ORGANIZATION Srl 2019

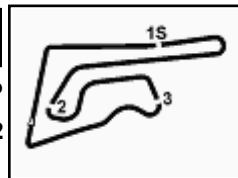
FICR PERUGIA TIMING



Official Tyre Supplier



Official Timekeeper



Buriram 4.554 m

**Pirelli Thai Round, 15-17 March 2019**  
**World Supersport - Tissot Superpole Award**

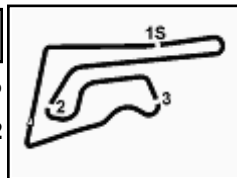
	Points	Points From First	Points From Previous	February 24 PHILLIP ISLAND	March 17 BURIRAM	April 7 ARAGON	April 14 ASSEN	May 12 IMOLA	June 9 JEREZ	June 23 MISANO	July 7 DONINGTON PARK	September 8 PORTIMAO	September 24 MAGNY COURS	October 13 VILLICUM	October 26 LOSAIL				
<b>1 CLUZEL</b> Jules (FRA)	19			7	12														
<b>2 CARICASULO</b> Federico (ITA)	19	0		12	7														
<b>3 KRUMMENACHER</b> Randy (SUI)	18	1	1	9	9														
<b>4 DE ROSA</b> Raffaele (ITA)	11	8	7	6	5														
<b>5 OKUBO</b> Hikari (JPN)	8	11	3	2	6														
<b>6 GRADINGER</b> Thomas (AUT)	7	12	1	4	3														
<b>7 FULIGNI</b> Federico (ITA)	5	14	2	5															
<b>8 BARBERA</b> Hector (ESP)	5	14	0	3	2														
<b>9 VINALES</b> Isaac (ESP)	4	15	1		4														
<b>10 MAHIAS</b> Lucas (FRA)	2	17	2	1	1														

16/03/2019 Odd points columns: Tissot Superpole Even points columns: Tissot Superpole Race

These data/results cannot be reproduced, stored and/or transmitted in whole or in part by any manner of electronic, mechanical, photocopying, recording, broadcasting or otherwise now known or herein after developed without the previous express consent by the copyright owner, except for reproduction in daily press and regular printed publications on sale to the public within 60 days of the event related to those data/results and always provided that copyright symbol appears together as follows below.

© DORNA WSBK ORGANIZATION Srl 2019





## Pirelli Thai Round, 15-17 March 2019

### World Supersport - Best Laps & Speeds

No.	Rider Bike	Nat	Best Lap		FP1		FP2		FP3		SP							
			LL	SPD	LL	SPD	LL	SPD	LL	SPD	LL	SPD						
1	16 J. CLUZEL Yamaha YZF R6	FRA	<b>1'36.826</b>	54 264,0	1'38.274	13 261,5	1'37.641	20 263,4	1'37.801	10 263,4	<b>1'36.826</b>	11 <b>264,0</b>						
2	21 R. KRUMMENACHER Yamaha YZF R6	SUI	<b>1'36.855</b>	54 267,9	1'38.219	15 258,9	1'37.831	16 257,7	1'37.601	11 264,7	<b>1'36.855</b>	12 <b>267,9</b>						
3	64 F. CARICASULO Yamaha YZF R6	ITA	<b>1'36.915</b>	55 268,6	1'37.923	15 262,1	1'37.866	17 265,3	1'37.556	11 266,6	<b>1'36.915</b>	12 <b>268,6</b>						
4	78 H. OKUBO Kawasaki ZX-6R	JPN	<b>1'37.106</b>	48 260,8	1'38.599	14 <b>260,8</b>	1'38.768	14 255,9	1'37.929	11 260,2	<b>1'37.106</b>	9 <b>260,8</b>						
5	3 R. DE ROSA MV Agusta F3 675	ITA	<b>1'37.225</b>	55 264,0	1'39.052	18 259,6	1'38.460	17 259,6	1'38.808	9 261,5	<b>1'37.225</b>	11 <b>264,0</b>						
6	32 I. VINALES Yamaha YZF R6	ESP	<b>1'37.423</b>	32 268,6			1'38.479	15 260,2	1'38.135	8 <b>268,6</b>	<b>1'37.423</b>	9 266,6						
7	36 T. GRADINGER Yamaha YZF R6	AUT	<b>1'37.581</b>	47 269,3	1'38.449	14 263,4	1'38.343	15 259,6	1'37.886	9 267,3	<b>1'37.581</b>	9 <b>269,3</b>						
8	80 H. BARBERA Yamaha YZF R6	ESP	<b>1'37.782</b>	41 260,8	1'38.723	18 256,5	1'38.239	14 259,6			<b>1'37.782</b>	9 <b>260,8</b>						
9	44 L. MAHIAS Kawasaki ZX-6R	FRA	<b>1'37.786</b>	46 262,1	1'38.680	14 258,3	1'38.670	15 <b>262,1</b>	1'38.670	8 256,5	<b>1'37.786</b>	9 254,7						
10	86 A. BADOVINI Kawasaki ZX-6R	ITA	<b>1'37.877</b>	54 260,2	1'38.983	16 257,1	1'39.317	17 258,3	1'38.513	10 <b>260,2</b>	<b>1'37.877</b>	11 258,9						
11	38 H. SOOMER Honda CBR600RR	EST	<b>1'38.080</b>	45 260,2	1'39.318	14 258,9	1'39.174	13 254,1	1'38.910	8 257,7	<b>1'38.080</b>	10 <b>260,2</b>						
12	95 J. DANILO Honda CBR600RR	FRA	<b>1'38.135</b>	53 264,0	1'39.684	18 258,3	1'39.068	17 257,1	1'39.062	10 259,6	<b>1'38.135</b>	8 <b>264,0</b>						
13	84 L. CRESSON Yamaha YZF R6	BEL	<b>1'38.400</b>	53 270,6	1'39.780	17 265,3	1'39.277	16 262,1	1'38.684	10 268,6	<b>1'38.400</b>	10 <b>270,6</b>						
14	74 J. VAN SIKKELERUS Honda CBR600RR	NED	<b>1'38.430</b>	58 262,7	1'40.084	17 259,6	1'39.022	18 257,7	1'39.134	11 <b>262,7</b>	<b>1'38.430</b>	12 262,1						
15	94 C. PEROLARI Yamaha YZF R6	FRA	<b>1'38.545</b>	49 262,7	1'40.335	15 252,9	1'39.704	15 254,1	1'38.610	8 <b>262,7</b>	<b>1'38.545</b>	11 <b>262,7</b>						
16	56 P. SEBESTYEN Honda CBR600RR	HUN	<b>1'38.698</b>	38 259,6	1'40.269	13 254,7	1'40.382	5 254,7	1'39.578	10 257,7	<b>1'38.698</b>	10 <b>259,6</b>						
17	47 R. HARTOG Kawasaki ZX-6R	NED	<b>1'39.009</b>	38 264,0	1'44.273	5 250,0	1'41.034	14 254,7	1'39.586	9 259,6	<b>1'39.009</b>	10 <b>264,0</b>						
18	6 M. HERRERA Yamaha YZF R6	ESP	<b>1'39.076</b>	52 264,7	1'41.399	15 254,7	1'40.349	17 257,7	1'40.126	9 <b>264,7</b>	<b>1'39.076</b>	11 262,7						
19	30 G. VAN STRAALLEN Kawasaki ZX-6R	NED	<b>1'39.381</b>	54 260,2	1'42.183	18 252,9	1'41.590	16 253,5	1'40.594	10 259,6	<b>1'39.381</b>	10 <b>260,2</b>						
20	22 F. FULIGNI MV Agusta F3 675	ITA	<b>1'39.531</b>	45 259,6	1'40.722	14 254,7	1'39.798	14 258,3	1'40.280	8 <b>259,6</b>	<b>1'39.531</b>	9 258,3						
21	15 A. COPPOLA Honda CBR600RR	ITA	<b>1'39.839</b>	48 261,5	1'41.312	16 254,1	1'41.036	14 255,3	1'40.754	8 260,2	<b>1'39.839</b>	10 <b>261,5</b>						
22	10 N. CALERO Kawasaki ZX-6R	ESP	<b>1'40.207</b>	37 259,6	1'41.233	15 254,1	1'42.900	2 254,7	1'41.025	9 <b>259,6</b>	<b>1'40.207</b>	11 258,3						
23	4 C. STANGE Honda CBR600RR	GER	<b>1'42.675</b>	21 258,9	1'51.894	1 244,3			1'44.319	9 255,9	<b>1'42.675</b>	11 <b>258,9</b>						
24	46 R. NAKCHAROENSRI Yamaha YZF R6	THA	<b>1'43.044</b>	42 252,3	1'44.435	14 <b>252,3</b>	1'44.519	9 250,0	1'44.186	9 251,1	<b>1'43.044</b>	10 251,7						

16/03/2019

These data/results cannot be reproduced, stored and/or transmitted in whole or in part by any manner of electronic, mechanical, photocopying, recording, broadcasting or otherwise now known or herein after developed without the previous express consent by the copyright owner, except for reproduction in daily press and regular printed publications on sale to the public within 60 days of the event related to those data/results and always provided that copyright symbol appears together as follows below.

© DORNA WSBK ORGANIZATION Srl 2019

FICR PERUGIA TIMING



Official Tyre Supplier



Official Timekeeper