

## GEICO U.S. Round, 12-14 July 2019

### Results Race 1

Laps 25 = 91,500 Km - Time of Race 35'06.671 - Avg. 156,360 km/h

Pos	Grid	No.	Rider	Nat	Team	Bike	Class	LL	Gap	Rel.	Fastest Lap	Speed	Qualifying	Speed
1	1	1	J. REA	GBR	Kawasaki Racing Team WorldSBK	Kawasaki ZX-10RR		25			1'23.100	253,4	1'21.876	253,4
2	2	7	C. DAVIES	GBR	ARUBA.IT Racing - Ducati	Ducati Panigale V4 R		25	5.693	5.693	1'23.028	260,1	1'21.885	257,6
3	7	54	T. RAZGATLIOGLU	TUR	Turkish Puccetti Racing	Kawasaki ZX-10RR	IND	25	12.721	7.028	1'23.389	255,2	1'22.875	251,6
4	4	66	T. SYKES	GBR	BMW Motorrad WorldSBK Team	BMW S1000 RR		25	14.957	2.236	1'23.713	256,4	1'22.444	252,2
5	8	22	A. LOWES	GBR	Pata Yamaha WorldSBK Team	Yamaha YZF R1		25	20.621	5.664	1'23.977	252,2	1'23.076	251,0
6	6	81	J. TORRES	ESP	Team Pedercini Racing	Kawasaki ZX-10RR	IND	25	23.087	2.466	1'23.632	251,6	1'22.743	248,1
7	15	60	M. VAN DER MARK	NED	Pata Yamaha WorldSBK Team	Yamaha YZF R1		25	26.491	3.404	1'24.302	251,0	1'23.904	248,1
8	9	76	L. BAZ	FRA	Ten Kate Racing - Yamaha	Yamaha YZF R1	IND	25	30.605	4.114	1'24.286	248,7	1'23.185	244,7
9	17	33	M. MELANDRI	ITA	GRT Yamaha WorldSBK	Yamaha YZF R1	IND	25	32.556	1.951	1'24.462	253,4	1'24.478	249,2
10	14	21	M. RINALDI	ITA	BARNI Racing Team	Ducati Panigale V4 R	IND	25	44.432	11.876	1'25.226	258,9	1'23.740	258,9
11	10	50	E. LAVERTY	IRL	Team Gooleven	Ducati Panigale V4 R	IND	25	46.792	2.360	1'25.003	255,8	1'23.232	257,6
12	12	36	L. MERCADO	ARG	Orelac Racing VerdNatura	Kawasaki ZX-10RR	IND	25	47.091	0.299	1'25.055	253,4	1'23.519	249,8
13	18	52	A. DELBIANCO	ITA	Althea Mie Racing Team	Honda CBR1000RR	IND	25	51.830	4.739	1'25.225	248,7	1'24.479	243,6
14	13	11	S. CORTESE	GER	GRT Yamaha WorldSBK	Yamaha YZF R1	IND	25	53.661	1.831	1'24.840	251,0	1'23.562	252,2
15	11	28	M. REITERBERGER	GER	BMW Motorrad WorldSBK Team	BMW S1000 RR		25	1'00.235	6.574	1'24.665	248,7	1'23.454	250,4
16	19	23	R. KIYONARI	JPN	Moriwaki Althea Honda Team	Honda CBR1000RR		25	1'10.076	9.841	1'25.547	244,7	1'24.701	240,3
17	3	19	A. BAUTISTA	ESP	ARUBA.IT Racing - Ducati	Ducati Panigale V4 R		24	1 Lap	1 Lap	1'22.945	264,0	1'22.048	264,7
-----Not Classified-----														
RET	16	95	J. BEACH	USA	Attack Performance Estenson Yamaha	Yamaha YZF R1	IND	12	13 Laps		1'24.655	251,6	1'24.152	247,5
RET	5	91	L. HASLAM	GBR	Kawasaki Racing Team WorldSBK	Kawasaki ZX-10RR		3	22 Laps		1'24.198	253,4	1'22.449	254,6

AIR	Humidity:	71%	Temp:	19°C
TRACK	Condition:	Dry	Temp:	41°C

Records	Pole	(SP2)	2014	T.Sykes	1'21.811	161,05 Km/h
	Race	(RC1)	2018	C.Davies	1'23.041	158,67 Km/h
	All Times	(SP2)	2014	T.Sykes	1'21.811	161,05 Km/h
Race Fastest Lap	(New Record)	Lap 3		A.Bautista	1'22.945	158,85 Km/h

LAP LEADERS				
No.	Rider	From	To	Total
1	J. REA	1	25	25

TOTAL LEADER LAPS		
No.	Rider	Laps
19	A. BAUTISTA	171
1	J. REA	121
54	T. RAZGATLIOGLU	20
60	M. VAN DER MARK	12
91	L. HASLAM	3
22	A. LOWES	2

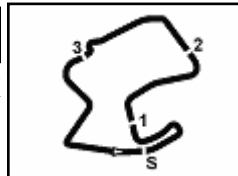
Start 14:00 End 14:36 The results are provisional until the end of the time limit for protests and appeals and the completion of the technical checks.

13/07/2019 14:00 14:36

These data/results cannot be reproduced, stored and/or transmitted in whole or in part by any manner of electronic, mechanical, photocopying, recording, broadcasting or otherwise now known or herein after developed without the previous express consent by the copyright owner, except for reproduction in daily press and regular printed publications on sale to the public within 60 days of the event related to those data/results and always provided that copyright symbol appears together as follows below.

© DORNA WSBK ORGANIZATION Srl 2019





## GEICO U.S. Round, 12-14 July 2019 Results Race 1

### Race Highlights

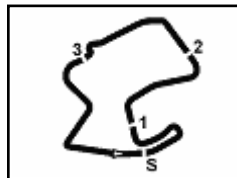
Time	No. Rider	Description
13.58.14		Warm-up Lap Start
14.00.30		Start
14.01.34		No Jump Start
14.03.28		New Lap Record
14.05.54	91 Haslam	Crashed - Turn 8
14.06.42	19 Bautista	Crashed - Turn 5
14.07.00	91 Haslam	Out
14.07.42	19 Bautista	Re-joined
14.18.58	95 Beach	Entered Pits
14.19.49	95 Beach	Retired
14.22.57		2/3 of Race Distance Completed
14.25.44	28 Reiterberger	On the Gravel - Re-Joined - Turn 6
14.36.44		End Of Session

Start                      End                      The results are provisional until the end of the time limit for protests and appeals  
13/07/2019              14:00                      14:36                      and the completion of the technical checks.

These data/results cannot be reproduced, stored and/or transmitted in whole or in part by any manner of electronic, mechanical, photocopying, recording, broadcasting or otherwise now known or herein after developed without the previous express consent by the copyright owner, except for reproduction in daily press and regular printed publications on sale to the public within 60 days of the event related to those data/results and always provided that copyright symbol appears together as follows below.

© DORNA WSBK ORGANIZATION Srl 2019





WeatherTech Raceway 3.660 m

1 / 5

**GEICO U.S. Round, 12-14 July 2019**
**Lap Chart Race 1**

		Lap																								
	1	2	3	4	5	6	7	8	9	10	11	12	13	14	15	16	17	18	19	20	21	22	23	24	25	
1	1	1	1	1	1	1	1	1	1	1	1	1	1	1	1	1	1	1	1	1	1	1	1	1	1	
2	7	7	7	7	7	7	7	7	7	7	7	7	7	7	7	7	7	7	7	7	7	7	7	7	7	
3	19	19	19	19	54	54	54	54	54	54	54	54	54	54	54	54	54	54	54	54	54	54	54	54	54	
4	54	54	54	54	66	66	66	66	66	66	66	66	66	66	66	66	66	66	66	66	66	66	66	66	66	
5	66	66	66	66	81	81	81	81	81	81	81	81	81	81	81	81	81	81	81	81	81	22	22	22	22	
6	81	81	81	81	22	22	22	22	22	22	22	22	22	22	22	22	22	22	22	22	22	81	81	81	81	
7	22	22	22	22	76	76	76	76	76	76	76	76	76	76	76	76	76	76	76	76	76	76	76	76	76	
8	76	76	76	76	60	60	60	60	60	60	60	60	60	60	60	60	60	60	60	60	60	60	60	60	60	
9	91	91	91	60	95	95	33	33	33	33	33	33	33	33	33	33	33	33	33	33	33	33	33	33		
10	60	60	60	95	33	33	95	95	95	11	11	11	50	50	50	50	50	50	50	50	21	21	21	21		
11	95	95	95	33	28	28	11	11	11	95	50	50	11	11	21	21	21	21	21	21	50	50	50	50		
12	28	28	28	28	11	11	50	50	50	50	95	95	36	21	11	36	36	36	36	36	36	36	36	36		
13	50	33	33	11	50	50	28	28	28	28	36	36	21	36	36	11	11	11	11	11	11	52	52	52		
14	33	50	50	50	36	36	36	36	36	36	21	21	28	28	28	28	28	28	28	28	52	52	52	11		
15	36	11	11	36	52	21	21	21	21	21	28	28	52	52	52	52	28	28	28	28	28	28	28	28		
16	11	36	36	52	21	52	52	52	52	52	52	52	23	23	23	23	23	23	23	23	23	23	23	23		
17	52	52	52	21	23	23	23	23	23	23	23	23	19	19	19	19	19	19	19	19	19	19	19	19		
18	21	21	21	23	19	19	19	19	19	19	19	19														
19	23	23	23																							

Final Result		
1	<b>1 J. REA</b>	Laps 25
2	<b>7 C. DAVIES</b>	5.693
3	<b>54 T. RAZGATLIOGLU</b>	12.721
4	<b>66 T. SYKES</b>	14.957
5	<b>22 A. LOWES</b>	20.621
6	<b>81 J. TORRES</b>	23.087
7	<b>60 M. VAN DER MARK</b>	26.491
8	<b>76 L. BAZ</b>	30.605
9	<b>33 M. MELANDRI</b>	32.556
10	<b>21 M. RINALDI</b>	44.432
11	<b>50 E. LAVERTY</b>	46.792
12	<b>36 L. MERCADO</b>	47.091
13	<b>52 A. DELBIANCO</b>	51.830
14	<b>11 S. CORTESE</b>	53.661
15	<b>28 M. REITERBERGER</b>	1'00.235
16	<b>23 R. KIYONARI</b>	1'10.076
17	<b>19 A. BAUTISTA</b>	1 Lap
RET	<b>95 J. BEACH</b>	13 Laps
RET	<b>91 L. HASLAM</b>	22 Laps

13/07/2019

These data/results cannot be reproduced, stored and/or transmitted in whole or in part by any manner of electronic, mechanical, photocopying, recording, broadcasting or otherwise now known or herein after developed without the previous express consent by the copyright owner, except for reproduction in daily press and regular printed publications on sale to the public within 60 days of the event related to those data/results and always provided that copyright symbol appears together as follows below.

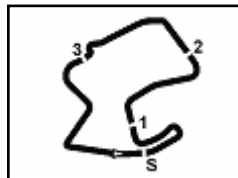
© DORNA WSBK ORGANIZATION Srl 2019

**FCR PERUGIA TIMING**


Official Tyre Supplier



Official Timekeeper



WeatherTech Raceway 3.660 m

**GEICO U.S. Round, 12-14 July 2019**
**Lap Chart Race 1**
**2 / 5**
**Lap 1**

1	1	J.Rea	1'29.058
2	7	C.Davies	0.334
3	19	A.Bautista	0.485
4	54	T.Razgatlioglu	0.927
5	66	T.Sykes	1.134
6	81	J.Torres	1.487
7	22	A.Lowes	1.766
8	76	L.Baz	2.078
9	91	L.Haslam	2.262
10	60	M.van der Mark	2.535
11	95	J.Beach	2.996
12	28	M.Reiterberger	3.306
13	50	E.Laverty	3.870
14	33	M.Melandri	4.036
15	36	L.Mercado	4.332
16	11	S.Cortese	4.533
17	52	A.Delbianco	4.952
18	21	M.Rinaldi	5.346
19	23	R.Kiyonari	5.812

**Lap 2**

1	1	J.Rea	2'52.158
2	7	C.Davies	0.262
3	19	A.Bautista	0.673
4	54	T.Razgatlioglu	1.216
5	66	T.Sykes	1.747
6	81	J.Torres	2.019
7	22	A.Lowes	2.643
8	76	L.Baz	3.264
9	91	L.Haslam	3.360
10	60	M.van der Mark	3.839
11	95	J.Beach	4.551
12	28	M.Reiterberger	4.871
13	33	M.Melandri	5.817
14	50	E.Laverty	6.117
15	11	S.Cortese	6.273
16	36	L.Mercado	6.897
17	52	A.Delbianco	7.103
18	21	M.Rinaldi	7.509
19	23	R.Kiyonari	8.259

**Lap 3**

1	1	J.Rea	4'15.358
2	7	C.Davies	0.164
3	19	A.Bautista	0.418
4	54	T.Razgatlioglu	1.724
5	66	T.Sykes	2.498
6	81	J.Torres	2.680
7	22	A.Lowes	3.579
8	76	L.Baz	4.643
9	91	L.Haslam	4.829
10	60	M.van der Mark	5.119
11	95	J.Beach	6.281
12	28	M.Reiterberger	6.834
13	33	M.Melandri	7.079
14	50	E.Laverty	7.920
15	11	S.Cortese	8.187
16	36	L.Mercado	8.752
17	52	A.Delbianco	9.352
18	21	M.Rinaldi	9.739
19	23	R.Kiyonari	11.909

**Lap 4**

1	1	J.Rea	5'38.846
2	7	C.Davies	0.062
3	19	A.Bautista	0.472
4	54	T.Razgatlioglu	1.900
5	66	T.Sykes	3.099
6	81	J.Torres	3.442
7	22	A.Lowes	4.432
8	76	L.Baz	5.527
9	60	M.van der Mark	6.163
10	95	J.Beach	8.025

11	33	M.Melandri	8.445
12	28	M.Reiterberger	8.835
13	11	S.Cortese	9.811
14	50	E.Laverty	9.991
15	36	L.Mercado	10.464
16	52	A.Delbianco	11.089
17	21	M.Rinaldi	11.627
18	23	R.Kiyonari	14.655

**Lap 5**

1	1	J.Rea	7'02.662
2	7	C.Davies	0.187
3	54	T.Razgatlioglu	1.963
4	66	T.Sykes	3.589
5	81	J.Torres	4.120
6	22	A.Lowes	4.980
7	76	L.Baz	6.260
8	60	M.van der Mark	6.867
9	95	J.Beach	9.841
10	33	M.Melandri	9.913
11	28	M.Reiterberger	10.535
12	11	S.Cortese	11.154
13	50	E.Laverty	11.925
14	36	L.Mercado	12.181
15	52	A.Delbianco	13.314
16	21	M.Rinaldi	13.324
17	23	R.Kiyonari	17.430
18	19	A.Bautista	1'15.974

**Lap 6**

1	1	J.Rea	8'26.303
2	7	C.Davies	0.205
3	54	T.Razgatlioglu	2.387
4	66	T.Sykes	3.813
5	81	J.Torres	4.827
6	22	A.Lowes	5.524
7	76	L.Baz	7.036
8	60	M.van der Mark	7.528
9	95	J.Beach	12.064
10	33	M.Melandri	12.123
11	28	M.Reiterberger	12.428
12	11	S.Cortese	12.707
13	50	E.Laverty	13.390
14	36	L.Mercado	13.964
15	21	M.Rinaldi	14.909
16	52	A.Delbianco	15.438
17	23	R.Kiyonari	21.297
18	19	A.Bautista	1'17.445

**Lap 7**

1	1	J.Rea	9'50.102
2	7	C.Davies	0.192
3	54	T.Razgatlioglu	2.724
4	66	T.Sykes	4.255
5	81	J.Torres	5.369
6	22	A.Lowes	6.319
7	76	L.Baz	7.930
8	60	M.van der Mark	8.382
9	33	M.Melandri	13.593
10	95	J.Beach	14.301
11	11	S.Cortese	14.651
12	50	E.Laverty	15.205
13	28	M.Reiterberger	15.494
14	36	L.Mercado	15.761
15	21	M.Rinaldi	16.503
16	52	A.Delbianco	17.432
17	23	R.Kiyonari	23.508
18	19	A.Bautista	1'19.215

**Lap 8**

1	1	J.Rea	11'13.740
2	7	C.Davies	0.302
3	54	T.Razgatlioglu	3.175
4	66	T.Sykes	5.174

5	81	J.Torres	6.380
6	22	A.Lowes	7.112
7	76	L.Baz	9.172
8	60	M.van der Mark	9.412
9	33	M.Melandri	15.080
10	95	J.Beach	16.310
11	11	S.Cortese	16.493
12	50	E.Laverty	16.952
13	28	M.Reiterberger	17.610
14	36	L.Mercado	17.771
15	21	M.Rinaldi	18.253
16	52	A.Delbianco	19.996
17	23	R.Kiyonari	25.723
18	19	A.Bautista	1'20.031

**Lap 9**

1	1	J.Rea	12'37.367
2	7	C.Davies	0.392
3	54	T.Razgatlioglu	3.610
4	66	T.Sykes	5.810
5	81	J.Torres	7.264
6	22	A.Lowes	7.982
7	76	L.Baz	10.224
8	60	M.van der Mark	10.542
9	33	M.Melandri	16.514
10	95	J.Beach	18.659
11	11	S.Cortese	18.659
12	50	E.Laverty	18.933
13	28	M.Reiterberger	19.269
14	36	L.Mercado	19.588
15	21	M.Rinaldi	20.364
16	52	A.Delbianco	21.894
17	23	R.Kiyonari	28.086
18	19	A.Bautista	1'20.854

**Lap 10**

1	1	J.Rea	14'00.964
2	7	C.Davies	0.624
3	54	T.Razgatlioglu	4.388
4	66	T.Sykes	6.359
5	81	J.Torres	8.248
6	22	A.Lowes	8.945
7	76	L.Baz	11.568
8	60	M.van der Mark	11.828
9	33	M.Melandri	18.355
10	11	S.Cortese	20.736
11	95	J.Beach	21.611
12	50	E.Laverty	21.875
13	28	M.Reiterberger	22.039
14	36	L.Mercado	22.300
15	21	M.Rinaldi	22.579
16	52	A.Delbianco	24.229
17	23	R.Kiyonari	30.569
18	19	A.Bautista	1'21.460

**Lap 11**

1	1	J.Rea	15'24.579
2	7	C.Davies	0.956
3	54	T.Razgatlioglu	4.968
4	66	T.Sykes	7.054
5	81	J.Torres	8.971
6	22	A.Lowes	9.988
7	76	L.Baz	12.742
8	60	M.van der Mark	13.063
9	33	M.Melandri	19.918
10	11	S.Cortese	23.031
11	50	E.Laverty	24.089
12	95	J.Beach	24.329
13	36	L.Mercado	24.560
14	21	M.Rinaldi	24.948
15	28	M.Reiterberger	25.609
16	52	A.Delbianco	26.752
17	23	R.Kiyonari	33.216
18	19	A.Bautista	1'22.157

**Lap 12**

1	1	J.Rea	16'48.499
2	7	C.Davies	1.092
3	54	T.Razgatlioglu	5.701
4	66	T.Sykes	7.948
5	81	J.Torres	9.777
6	22	A.Lowes	10.981
7	76	L.Baz	13.940
8	60	M.van der Mark	14.086
9	33	M.Melandri	21.179
10	11	S.Cortese	25.259
11	50	E.Laverty	25.772
12	95	J.Beach	26.193
13	36	L.Mercado	26.416
14	21	M.Rinaldi	26.519
15	28	M.Reiterberger	28.052
16	52	A.Delbianco	28.784
17	23	R.Kiyonari	35.896
18	19	A.Bautista	1'23.267

**Lap 13**

1	1	J.Rea	18'12.537
2	7	C.Davies	1.163
3	54	T.Razgatlioglu	6.382
4	66	T.Sykes	8.575
5	81	J.Torres	10.482
6	22	A.Lowes	11.577
7	76	L.Baz	15.214
8	60	M.van der Mark	15.349
9	33	M.Melandri	22.168
10	50	E.Laverty	27.528
11	11	S.Cortese	28.131
12	36	L.Mercado	28.424
13	21	M.Rinaldi	28.432
14	28	M.Reiterberger	30.147
15	52	A.Delbianco	30.715
16	23	R.Kiyonari	38.188
17	19	A.Bautista	

**Lap 14**

1	1	J.Rea	19'36.356
2	7	C.Davies	1.636
3	54	T.Razgatlioglu	7.243
4	66	T.Sykes	9.457
5	81	J.Torres	11.717
6	22	A.Lowes	12.527
7	60	M.van der Mark	16.563
8	76	L.Baz	16.970
9	33	M.Melandri	23.439
10	50	E.Laverty	29.418
11	11	S.Cortese	30.422
12	21	M.Rinaldi	30.501
13	36	L.Mercado	30.825
14	28	M.Reiterberger	32.173
15	52	A.Delbianco	32.823
16	23	R.Kiyonari	41.776
17	19	A.Bautista	

**Lap 15**

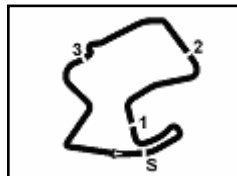
1	1	J.Rea	21'00.357
2	7	C.Davies	1.903
3	54	T.Razgatlioglu	7.935
4	66	T.Sykes	10.053
5	81	J.Torres	12.462
6	22	A.Lowes	13.306
7	60	M.van der Mark	17.559
8	76	L.Baz	18.452
9	33	M.Melandri	24.547
10	50	E.Laverty	31.182
11	21	M.Rinaldi	32.362
12	11	S.Cortese	33.205
13	36	L.Mercado	33.510
14	28	M.Reiterberger	34.050
15	52	A.Delbianco	34.771

13/07/2019

These data/results cannot be reproduced, stored and/or transmitted in whole or in part by any manner of electronic, mechanical, photocopying, recording, broadcasting or otherwise now known or herein after developed without the previous express consent by the copyright owner, except for reproduction in daily press and regular printed publications on sale to the public within 60 days of the event related to those data/results and always provided that copyright symbol appears together as follows below.

© DORNA WSBK ORGANIZATION Srl 2019




**GEICO U.S. Round, 12-14 July 2019**
**Lap Chart Race 1**

WeatherTech Raceway 3.660 m

3 / 5

16	23	R.Kiyonari	44.951
17	19	A.Bautista	

14	52	A.Delbianco	41.786
15	28	M.Reiterberger	49.255
16	23	R.Kiyonari	56.013
17	19	A.Bautista	

12	36	L.Mercado	45.454
13	52	A.Delbianco	48.926
14	11	S.Cortese	49.572
15	28	M.Reiterberger	57.320
16	23	R.Kiyonari	1'05.454
17	19	A.Bautista	

**Lap 16**

1	1	J.Rea	22'24.512
2	7	C.Davies	1.873
3	54	T.Razgatioglu	8.548
4	66	T.Sykes	10.426
5	81	J.Torres	13.404
6	22	A.Lowes	14.242
7	60	M.van der Mark	18.524
8	76	L.Baz	19.448
9	33	M.Melandri	25.575
10	50	E.Laverty	33.182
11	21	M.Rinaldi	33.708
12	36	L.Mercado	35.131
13	11	S.Cortese	35.366
14	28	M.Reiterberger	35.728
15	52	A.Delbianco	36.349
16	23	R.Kiyonari	47.466
17	19	A.Bautista	

**Lap 20**

1	1	J.Rea	28'01.629
2	7	C.Davies	3.842
3	54	T.Razgatioglu	10.003
4	66	T.Sykes	12.571
5	81	J.Torres	17.326
6	22	A.Lowes	17.669
7	60	M.van der Mark	21.935
8	76	L.Baz	24.446
9	33	M.Melandri	29.715
10	50	E.Laverty	39.664
11	21	M.Rinaldi	39.794
12	36	L.Mercado	40.693
13	11	S.Cortese	42.897
14	52	A.Delbianco	43.405
15	28	M.Reiterberger	51.058
16	23	R.Kiyonari	58.319
17	19	A.Bautista	

**Lap 24**

1	1	J.Rea	33'40.836
2	7	C.Davies	5.528
3	54	T.Razgatioglu	11.922
4	66	T.Sykes	14.906
5	22	A.Lowes	20.308
6	81	J.Torres	22.431
7	60	M.van der Mark	26.227
8	76	L.Baz	30.068
9	33	M.Melandri	32.771
10	21	M.Rinaldi	43.831
11	50	E.Laverty	46.426
12	36	L.Mercado	46.766
13	52	A.Delbianco	50.688
14	11	S.Cortese	51.632
15	28	M.Reiterberger	58.919
16	23	R.Kiyonari	1'07.979
17	19	A.Bautista	

**Lap 17**

1	1	J.Rea	23'48.524
2	7	C.Davies	2.380
3	54	T.Razgatioglu	9.291
4	66	T.Sykes	11.004
5	81	J.Torres	14.471
6	22	A.Lowes	15.436
7	60	M.van der Mark	19.573
8	76	L.Baz	20.926
9	33	M.Melandri	26.604
10	50	E.Laverty	35.008
11	21	M.Rinaldi	35.310
12	36	L.Mercado	36.900
13	11	S.Cortese	37.615
14	28	M.Reiterberger	38.004
15	52	A.Delbianco	38.215
16	23	R.Kiyonari	50.494
17	19	A.Bautista	

**Lap 21**

1	1	J.Rea	29'26.185
2	7	C.Davies	4.186
3	54	T.Razgatioglu	10.562
4	66	T.Sykes	13.288
5	22	A.Lowes	18.606
6	81	J.Torres	19.036
7	60	M.van der Mark	22.753
8	76	L.Baz	26.042
9	33	M.Melandri	30.644
10	21	M.Rinaldi	41.626
11	50	E.Laverty	42.326
12	36	L.Mercado	42.355
13	11	S.Cortese	44.790
14	52	A.Delbianco	45.064
15	28	M.Reiterberger	53.352
16	23	R.Kiyonari	1'00.934
17	19	A.Bautista	

**Lap 25**

1	1	J.Rea	35'06.671
2	7	C.Davies	5.693
3	54	T.Razgatioglu	12.721
4	66	T.Sykes	14.957
5	22	A.Lowes	20.621
6	81	J.Torres	23.087
7	60	M.van der Mark	26.491
8	76	L.Baz	30.605
9	33	M.Melandri	32.556
10	21	M.Rinaldi	44.432
11	50	E.Laverty	46.792
12	36	L.Mercado	47.091
13	52	A.Delbianco	51.830
14	11	S.Cortese	53.661
15	28	M.Reiterberger	1'00.235
16	23	R.Kiyonari	1'10.076

**Lap 18**

1	1	J.Rea	25'12.923
2	7	C.Davies	2.675
3	54	T.Razgatioglu	9.435
4	66	T.Sykes	11.300
5	81	J.Torres	15.329
6	22	A.Lowes	15.910
7	60	M.van der Mark	20.257
8	76	L.Baz	22.048
9	33	M.Melandri	27.713
10	50	E.Laverty	36.533
11	21	M.Rinaldi	36.817
12	36	L.Mercado	38.105
13	11	S.Cortese	39.208
14	52	A.Delbianco	39.900
15	28	M.Reiterberger	46.524
16	23	R.Kiyonari	53.200
17	19	A.Bautista	

**Lap 22**

1	1	J.Rea	30'51.070
2	7	C.Davies	4.429
3	54	T.Razgatioglu	10.870
4	66	T.Sykes	13.806
5	22	A.Lowes	18.827
6	81	J.Torres	20.445
7	60	M.van der Mark	23.359
8	76	L.Baz	27.240
9	33	M.Melandri	31.287
10	21	M.Rinaldi	42.384
11	50	E.Laverty	43.697
12	36	L.Mercado	44.002
13	11	S.Cortese	46.539
14	52	A.Delbianco	46.736
15	28	M.Reiterberger	54.885
16	23	R.Kiyonari	1'03.206
17	19	A.Bautista	

**Lap 19**

1	1	J.Rea	26'37.158
2	7	C.Davies	3.684
3	54	T.Razgatioglu	9.740
4	66	T.Sykes	11.987
5	81	J.Torres	16.353
6	22	A.Lowes	16.936
7	60	M.van der Mark	21.037
8	76	L.Baz	23.302
9	33	M.Melandri	28.843
10	50	E.Laverty	38.142
11	21	M.Rinaldi	38.388
12	36	L.Mercado	39.439
13	11	S.Cortese	40.965

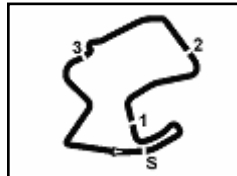
**Lap 23**

1	1	J.Rea	32'15.892
2	7	C.Davies	4.890
3	54	T.Razgatioglu	11.500
4	66	T.Sykes	14.318
5	22	A.Lowes	19.592
6	81	J.Torres	21.370
7	60	M.van der Mark	24.134
8	76	L.Baz	28.905
9	33	M.Melandri	32.044
10	21	M.Rinaldi	42.986
11	50	E.Laverty	45.104

13/07/2019

These data/results cannot be reproduced, stored and/or transmitted in whole or in part by any manner of electronic, mechanical, photocopying, recording, broadcasting or otherwise now known or herein after developed without the previous express consent by the copyright owner, except for reproduction in daily press and regular printed publications on sale to the public within 60 days of the event related to those data/results and always provided that copyright symbol appears together as follows below.

© DORNA WSBK ORGANIZATION Srl 2019


**GEICO U.S. Round, 12-14 July 2019**
**Lap Chart Race 1**

WeatherTech Raceway 3.660 m

4 / 5

**Race Pace Comparison**

	1 Rea	7 Dav	54 Raz	66 Syk	22 Low	81 Tor	60 vdM	76 Baz	33 Mel	21 Rin	50 Lav	36 Mer	52 Del	11 Cor
1	1'29.058	1'29.392	1'29.985	1'30.192	1'30.824	1'30.545	1'31.593	1'31.136	1'33.094	1'34.404	1'32.928	1'33.390	1'34.010	1'33.591
2	<b>1'23.100</b>	<b>1'23.028</b>	<b>1'23.389</b>	<b>1'23.713</b>	<b>1'23.977</b>	<b>1'23.632</b>	1'24.404	<b>1'24.286</b>	1'24.881	1'25.263	1'25.347	1'25.665	1'25.251	<b>1'24.840</b>
3	1'23.200	1'23.102	1'23.708	1'23.951	1'24.136	1'23.861	1'24.480	1'24.579	<b>1'24.462</b>	1'25.430	<b>1'25.003</b>	<b>1'25.055</b>	1'25.449	1'25.114
4	1'23.488	1'23.386	1'23.664	1'24.089	1'24.341	1'24.250	1'24.532	1'24.372	1'24.854	1'25.376	1'25.559	1'25.200	<b>1'25.225</b>	1'25.112
5	1'23.816	1'23.941	1'23.879	1'24.306	1'24.364	1'24.494	1'24.520	1'24.549	1'25.284	1'25.513	1'25.750	1'25.533	1'26.041	1'25.159
6	1'23.641	1'23.659	1'24.065	1'23.865	1'24.185	1'24.348	<b>1'24.302</b>	1'24.417	1'25.851	<b>1'25.226</b>	1'25.106	1'25.424	1'25.765	1'25.194
7	1'23.799	1'23.786	1'24.136	1'24.241	1'24.594	1'24.341	1'24.653	1'24.693	1'25.269	1'25.393	1'25.614	1'25.596	1'25.793	1'25.743
8	1'23.638	1'23.748	1'24.089	1'24.557	1'24.431	1'24.649	1'24.668	1'24.880	1'25.125	1'25.388	1'25.385	1'25.648	1'26.202	1'25.480
9	1'23.627	1'23.717	1'24.062	1'24.263	1'24.497	1'24.511	1'24.757	1'24.679	1'25.061	1'25.738	1'25.608	1'25.444	1'25.525	1'25.793
10	1'23.597	1'23.829	1'24.375	1'24.146	1'24.560	1'24.581	1'24.883	1'24.941	1'25.438	1'25.812	1'26.539	1'26.309	1'25.932	1'25.674
11	1'23.615	1'23.947	1'24.195	1'24.310	1'24.658	1'24.338	1'24.850	1'24.789	1'25.178	1'25.984	1'25.829	1'25.875	1'26.138	1'25.910
12	1'23.920	1'24.056	1'24.653	1'24.814	1'24.913	1'24.726	1'24.943	1'25.118	1'25.181	1'25.491	1'25.603	1'25.776	1'25.952	1'26.148
13	1'24.038	1'24.109	1'24.719	1'24.665	1'24.634	1'24.743	1'25.301	1'25.312	1'25.027	1'25.951	1'25.794	1'26.046	1'25.969	1'26.910
14	1'23.819	1'24.292	1'24.680	1'24.701	1'24.769	1'25.054	1'25.033	1'25.575	1'25.090	1'25.888	1'25.709	1'26.220	1'25.927	1'26.110
15	1'24.001	1'24.268	1'24.693	1'24.597	1'24.780	1'24.746	1'24.997	1'25.483	1'25.109	1'25.862	1'25.765	1'26.686	1'25.949	1'26.784
16	1'24.155	1'24.125	1'24.768	1'24.528	1'25.091	1'25.097	1'25.120	1'25.151	1'25.183	1'25.501	1'26.155	1'25.776	1'25.733	1'26.316
17	1'24.012	1'24.519	1'24.755	1'24.590	1'25.206	1'25.079	1'25.061	1'25.490	1'25.041	1'25.614	1'25.838	1'25.781	1'25.878	1'26.261
18	1'24.399	1'24.694	1'24.543	1'24.695	1'24.873	1'25.257	1'25.083	1'25.521	1'25.508	1'25.906	1'25.924	1'25.604	1'26.084	1'25.992
19	1'24.235	1'25.244	1'24.540	1'24.922	1'25.261	1'25.259	1'25.015	1'25.489	1'25.365	1'25.806	1'25.844	1'25.569	1'26.121	1'25.992
20	1'24.471	1'24.629	1'24.734	1'25.055	1'25.204	1'25.444	1'25.369	1'25.615	1'25.343	1'25.877	1'25.993	1'25.725	1'26.090	1'26.403
21	1'24.556	1'24.900	1'25.115	1'25.273	1'25.493	1'26.266	1'25.374	1'26.152	1'25.485	1'26.388	1'27.218	1'26.218	1'26.215	1'26.449
22	1'24.885	1'25.128	1'25.193	1'25.403	1'25.106	1'26.294	1'25.491	1'26.083	1'25.528	1'25.643	1'26.256	1'26.532	1'26.557	1'26.634
23	1'24.822	1'25.283	1'25.452	1'25.334	1'25.587	1'25.747	1'25.597	1'26.487	1'25.579	1'25.424	1'26.229	1'26.274	1'27.012	1'27.855
24	1'24.944	1'25.582	1'25.366	1'25.532	1'25.660	1'26.005	1'27.037	1'26.107	1'25.671	1'25.789	1'26.266	1'26.256	1'26.706	1'27.004
25	1'25.835	1'26.000	1'26.634	1'25.886	1'26.148	1'26.491	1'26.099	1'26.372	1'25.620	1'26.436	1'26.201	1'26.160	1'26.977	1'27.864

	28 Rei	23 Kiy	19 Bau	95 Bea	91 Has
1	1'32.364	1'34.870	1'29.543	1'32.054	1'31.320
2	<b>1'24.665</b>	<b>1'25.547</b>	1'23.288	<b>1'24.655</b>	<b>1'24.198</b>
3	1'25.163	1'26.850	<b>1'22.945</b>	1'24.930	1'24.669
4	1'25.489	1'26.234	1'23.542	1'25.232	
5	1'25.516	1'26.591	2'39.318	1'25.632	
6	1'25.534	1'27.508	1'25.112	1'25.864	
7	1'26.865	1'26.010	1'25.569	1'26.036	
8	1'25.754	1'25.853	1'24.454	1'25.647	
9	1'25.286	1'25.990	1'24.450	1'25.976	
10	1'26.367	1'26.080	1'24.203	1'26.549	
11	1'27.185	1'26.262	1'24.312	1'26.333	
12	1'26.363	1'26.600	1'25.030	1'25.784	
13	1'26.133	1'26.330	1'27.183		
14	1'25.845	1'27.407	1'24.551		
15	1'25.878	1'27.176	1'24.958		
16	1'25.833	1'26.670	1'24.614		
17	1'26.288	1'27.040	1'24.886		
18	1'32.919	1'27.105	1'24.644		
19	1'26.966	1'27.048	1'24.390		
20	1'26.274	1'26.777	1'24.714		
21	1'26.850	1'27.171	1'24.813		
22	1'26.418	1'27.157	1'24.797		
23	1'27.257	1'27.070	1'25.280		
24	1'26.543	1'27.469	1'26.086		

13/07/2019

These data/results cannot be reproduced, stored and/or transmitted in whole or in part by any manner of electronic, mechanical, photocopying, recording, broadcasting or otherwise now known or herein after developed without the previous express consent by the copyright owner, except for reproduction in daily press and regular printed publications on sale to the public within 60 days of the event related to those data/results and always provided that copyright symbol appears together as follows below.

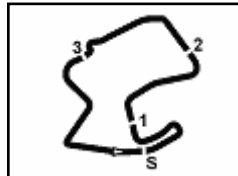
© DORNA WSBK ORGANIZATION Srl 2019

**PIRELLI PERUGIA TIMING**


Official Tyre Supplier



Official Timekeeper



WeatherTech Raceway 3.660 m

**GEICO U.S. Round, 12-14 July 2019****Lap Chart Race 1**

5 / 5

	28 Rei	23 Kiy	19 Bau	95 Bea	91 Has
25	1'27.151	1'27.932			

13/07/2019

These data/results cannot be reproduced, stored and/or transmitted in whole or in part by any manner of electronic, mechanical, photocopying, recording, broadcasting or otherwise now known or herein after developed without the previous express consent by the copyright owner, except for reproduction in daily press and regular printed publications on sale to the public within 60 days of the event related to those data/results and always provided that copyright symbol appears together as follows below.

© DORNA WSBK ORGANIZATION Srl 2019

**FICR PERUGIA TIMING**

Official Tyre Supplier



Official Timekeeper





## GEICO U.S. Round, 12-14 July 2019 Best Sectors & Speed Race 1

**RESULTS**

1	1 J. REA	Kawasaki ZX-10RR	Laps 25
2	7 C. DAVIES	Ducati Panigale V4 R	5.693
3	54 T. RAZGATLIOGLU	Kawasaki ZX-10RR	12.721
4	66 T. SYKES	BMW S1000 RR	14.957
5	22 A. LOWES	Yamaha YZF R1	20.621
6	81 J. TORRES	Kawasaki ZX-10RR	23.087
7	60 M. VAN DER MARK	Yamaha YZF R1	26.491
8	76 L. BAZ	Yamaha YZF R1	30.605
9	33 M. MELANDRI	Yamaha YZF R1	32.556
10	21 M. RINALDI	Ducati Panigale V4 R	44.432
11	50 E. LAVERTY	Ducati Panigale V4 R	46.792
12	36 L. MERCADO	Kawasaki ZX-10RR	47.091
13	52 A. DELBIANCO	Honda CBR1000RR	51.830
14	11 S. CORTESE	Yamaha YZF R1	53.661
15	28 M. REITERBERGER	BMW S1000 RR	1'00.235
16	23 R. KIYONARI	Honda CBR1000RR	1'10.076
17	19 A. BAUTISTA	Ducati Panigale V4 R	1 Lap
RET	95 J. BEACH	Yamaha YZF R1	13 Laps
RET	91 L. HASLAM	Kawasaki ZX-10RR	22 Laps

**SPEED**

1	19 A. BAUTISTA	Ducati Panigale V4 R	264,0
2	7 C. DAVIES	Ducati Panigale V4 R	260,1
3	21 M. RINALDI	Ducati Panigale V4 R	258,9
4	66 T. SYKES	BMW S1000 RR	256,4
5	50 E. LAVERTY	Ducati Panigale V4 R	255,8
6	54 T. RAZGATLIOGLU	Kawasaki ZX-10RR	255,2
7	36 L. MERCADO	Kawasaki ZX-10RR	253,4
8	1 J. REA	Kawasaki ZX-10RR	253,4
9	91 L. HASLAM	Kawasaki ZX-10RR	253,4
10	33 M. MELANDRI	Yamaha YZF R1	253,4
11	22 A. LOWES	Yamaha YZF R1	252,2
12	95 J. BEACH	Yamaha YZF R1	251,6
13	81 J. TORRES	Kawasaki ZX-10RR	251,6
14	11 S. CORTESE	Yamaha YZF R1	251,0
15	60 M. VAN DER MARK	Yamaha YZF R1	251,0
16	76 L. BAZ	Yamaha YZF R1	248,7
17	52 A. DELBIANCO	Honda CBR1000RR	248,7
18	28 M. REITERBERGER	BMW S1000 RR	248,7
19	23 R. KIYONARI	Honda CBR1000RR	244,7

**SEG. 1**

1	1 J. REA	21.749
2	7 C. DAVIES	21.785
3	19 A. BAUTISTA	21.787
4	54 T. RAZGATLIOGLU	21.826
5	66 T. SYKES	21.918
6	81 J. TORRES	21.934
7	22 A. LOWES	22.077
8	76 L. BAZ	22.119
9	60 M. VAN DER MARK	22.144
10	91 L. HASLAM	22.150
11	33 M. MELANDRI	22.177
12	11 S. CORTESE	22.264
13	95 J. BEACH	22.296
14	50 E. LAVERTY	22.301
15	21 M. RINALDI	22.354
16	52 A. DELBIANCO	22.360
17	28 M. REITERBERGER	22.366
18	36 L. MERCADO	22.401
19	23 R. KIYONARI	22.593

**SEG. 2**

1	19 A. BAUTISTA	17.169
2	1 J. REA	17.271
3	7 C. DAVIES	17.327
4	54 T. RAZGATLIOGLU	17.336
5	66 T. SYKES	17.426
6	81 J. TORRES	17.426
7	22 A. LOWES	17.439
8	60 M. VAN DER MARK	17.472
9	76 L. BAZ	17.507
10	95 J. BEACH	17.521
11	33 M. MELANDRI	17.565
12	91 L. HASLAM	17.569
13	28 M. REITERBERGER	17.578
14	11 S. CORTESE	17.617
15	21 M. RINALDI	17.678
16	36 L. MERCADO	17.690
17	52 A. DELBIANCO	17.707
18	50 E. LAVERTY	17.712
19	23 R. KIYONARI	17.744

**SEG. 3**

1	7 C. DAVIES	19.076
2	1 J. REA	19.133
3	54 T. RAZGATLIOGLU	19.145
4	19 A. BAUTISTA	19.214
5	81 J. TORRES	19.280
6	22 A. LOWES	19.288
7	66 T. SYKES	19.304
8	76 L. BAZ	19.337
9	91 L. HASLAM	19.345
10	60 M. VAN DER MARK	19.437
11	33 M. MELANDRI	19.438
12	36 L. MERCADO	19.505
13	28 M. REITERBERGER	19.521
14	50 E. LAVERTY	19.540
15	95 J. BEACH	19.579
16	52 A. DELBIANCO	19.646
17	11 S. CORTESE	19.673
18	23 R. KIYONARI	19.682
19	21 M. RINALDI	19.731

**SEG. 4**

1	19 A. BAUTISTA	24.733
2	7 C. DAVIES	24.780
3	1 J. REA	24.862
4	66 T. SYKES	24.956
5	81 J. TORRES	24.969
6	54 T. RAZGATLIOGLU	24.969
7	91 L. HASLAM	24.981
8	22 A. LOWES	24.988
9	11 S. CORTESE	25.041
10	28 M. REITERBERGER	25.093
11	60 M. VAN DER MARK	25.178
12	21 M. RINALDI	25.219
13	23 R. KIYONARI	25.224
14	33 M. MELANDRI	25.229
15	76 L. BAZ	25.245
16	50 E. LAVERTY	25.253
17	95 J. BEACH	25.259
18	36 L. MERCADO	25.281
19	52 A. DELBIANCO	25.312

13/07/2019

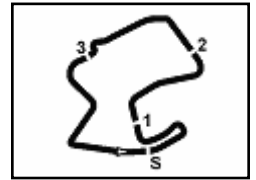
These data/results cannot be reproduced, stored and/or transmitted in whole or in part by any manner of electronic, mechanical, photocopying, recording, broadcasting or otherwise now known or herein after developed without the previous express consent by the copyright owner, except for reproduction in daily press and regular printed publications on sale to the public within 60 days of the event related to those data/results and always provided that copyright symbol appears together as follows below.

© DORNA WSBK ORGANIZATION Srl 2019





5.4  
WorldSBK  
102/09



GEICO U.S. Round, 12-14 July 2019  
Chronological Analysis Race 1

WeatherTech Raceway 3.660 m

Start at 14:00'19.081

1 / 4

1° 1 J. REA (1'23.100)							
Lap	Seg.1	Seg.2	Seg.3	Seg.4	Lap Time	km/h	Local Time
1		17.390	19.239	25.045	1'29.058		14:01'48.139
2	21.834	<b>17.271</b>	<b>19.133</b>	<b>24.862</b>	<b>1'23.100</b>	<b>253,4</b>	14:03'11.239
3	<b>21.749</b>	17.383	19.175	24.893	1'23.200	249,2	14:04'34.439
4	21.875	17.475	19.205	24.933	1'23.488	249,8	14:05'57.927
5	22.134	17.427	19.263	24.992	1'23.816	247,5	14:07'21.743
6	21.937	17.427	19.258	25.019	1'23.641	252,2	14:08'45.384
7	22.015	17.465	19.273	25.046	1'23.799	251,6	14:10'09.183
8	21.977	17.473	19.277	24.911	1'23.638	249,8	14:11'32.821
9	21.953	17.442	19.202	25.030	1'23.627	250,4	14:12'56.448
10	21.996	17.429	19.261	24.911	1'23.597	248,7	14:14'20.045
11	21.968	17.403	19.233	25.011	1'23.615	248,7	14:15'43.660
12	22.086	17.502	19.341	24.991	1'23.920	251,0	14:17'07.580
13	22.150	17.520	19.286	25.082	1'24.038	249,8	14:18'31.618
14	22.040	17.480	19.247	25.052	1'23.819	250,4	14:19'55.470
15	22.118	17.512	19.245	25.126	1'24.001	248,1	14:21'19.438
16	22.173	17.489	19.331	25.162	1'24.155	248,1	14:22'43.593
17	22.128	17.526	19.265	25.093	1'24.012	248,7	14:24'07.605
18	22.124	17.574	19.470	25.231	1'24.399	248,1	14:25'32.004
19	22.252	17.528	19.314	25.141	1'24.235	245,2	14:26'56.239
20	22.163	17.557	19.489	25.262	1'24.471	250,4	14:28'20.710
21	22.241	17.637	19.452	25.226	1'24.556	248,1	14:29'45.266
22	22.300	17.673	19.549	25.363	1'24.885	246,9	14:31'10.151
23	22.280	17.643	19.482	25.417	1'24.822	248,7	14:32'34.973
24	22.382	17.632	19.550	25.380	1'24.944	246,9	14:33'59.917
25	22.336	17.682	19.525	26.292	1'25.835	247,5	14:35'25.752
Race Time 35'06.671							

2° 7 C. DAVIES (1'23.028)							
Lap	Seg.1	Seg.2	Seg.3	Seg.4	Lap Time	km/h	Local Time
1		17.346	19.346	24.898	1'29.392		14:01'48.473
2	<b>21.785</b>	17.360	<b>19.076</b>	24.807	<b>1'23.028</b>	<b>260,1</b>	14:03'11.501
3	21.838	<b>17.327</b>	19.118	24.819	1'23.102	256,4	14:04'34.603
4	22.013	17.341	19.252	<b>24.780</b>	1'23.386	253,4	14:05'57.989
5	22.396	17.359	19.253	24.933	1'23.941	246,9	14:07'21.930
6	21.996	17.446	19.207	25.010	1'23.659	254,6	14:08'45.589
7	22.025	17.481	19.332	24.948	1'23.786	254,0	14:10'09.375
8	22.028	17.491	19.249	24.980	1'23.748	255,8	14:11'33.123
9	21.988	17.437	19.287	25.005	1'23.717	257,6	14:12'56.840
10	22.097	17.524	19.205	25.003	1'23.829	256,4	14:14'20.669
11	22.054	17.504	19.252	25.137	1'23.947	256,4	14:15'44.616
12	22.111	17.593	19.439	24.913	1'24.056	255,8	14:17'08.672
13	22.059	17.495	19.375	25.180	1'24.109	257,0	14:18'32.781
14	22.042	17.537	19.563	25.150	1'24.292	257,0	14:19'57.073
15	22.096	17.498	19.486	25.188	1'24.268	257,0	14:21'21.341
16	22.049	17.544	19.301	25.231	1'24.125	257,0	14:22'45.466
17	22.112	17.583	19.545	25.279	1'24.519	256,4	14:24'09.985
18	22.221	17.664	19.480	25.329	1'24.694	255,2	14:25'34.679
19	22.324	17.684	19.663	25.573	1'25.244	255,8	14:26'59.923
20	22.198	17.674	19.464	25.293	1'24.629	252,2	14:28'24.552
21	22.270	17.763	19.491	25.376	1'24.900	257,0	14:29'49.452
22	22.434	17.713	19.569	25.412	1'25.128	253,4	14:31'14.580
23	22.409	17.815	19.614	25.445	1'25.283	251,6	14:32'39.863
24	22.490	17.825	19.755	25.512	1'25.582	249,8	14:34'05.445
25	22.648	18.005	19.650	25.697	1'26.000	248,7	14:35'31.445
Race Time 35'12.364							

3° 54 T. RAZGATLIOGLU (1'23.389)							
Lap	Seg.1	Seg.2	Seg.3	Seg.4	Lap Time	km/h	Local Time
1		17.450	19.455	25.035	1'29.985		14:01'49.066
2	21.910	<b>17.336</b>	<b>19.145</b>	24.998	<b>1'23.389</b>	<b>255,2</b>	14:03'12.455
3	<b>21.826</b>	17.426	19.343	25.113	1'23.708	252,8	14:04'36.163
4	21.946	17.538	19.211	<b>24.969</b>	1'23.664	251,0	14:05'59.827
5	22.019	17.494	19.345	25.021	1'23.879	251,6	14:07'23.706

6	22.118	17.599	19.246	25.102	1'24.065	249,2	14:08'47.771
7	22.022	17.542	19.404	25.168	1'24.136	249,8	14:10'11.907
8	22.093	17.577	19.279	25.140	1'24.089	249,2	14:11'35.996
9	22.091	17.488	19.343	25.140	1'24.062	251,0	14:13'00.058
10	22.106	17.531	19.336	25.402	1'24.375	250,4	14:14'24.433
11	22.052	17.590	19.310	25.243	1'24.195	248,7	14:15'48.628
12	22.218	17.678	19.432	25.325	1'24.653	250,4	14:17'13.281
13	22.247	17.538	19.451	25.483	1'24.719	250,4	14:18'38.000
14	22.185	17.653	19.515	25.327	1'24.680	249,8	14:20'02.680
15	22.185	17.671	19.450	25.387	1'24.693	248,1	14:21'27.373
16	22.290	17.640	19.466	25.372	1'24.768	248,1	14:22'52.141
17	22.202	17.780	19.435	25.338	1'24.755	249,8	14:24'16.896
18	22.165	17.662	19.348	25.368	1'24.543	249,8	14:25'41.439
19	22.094	17.686	19.417	25.343	1'24.540	248,1	14:27'05.979
20	22.125	17.693	19.519	25.397	1'24.734	249,2	14:28'30.713
21	22.338	17.812	19.509	25.456	1'25.115	248,1	14:29'55.828
22	22.320	17.706	19.620	25.547	1'25.193	251,0	14:31'21.021
23	22.466	17.821	19.702	25.463	1'25.452	247,5	14:32'46.473
24	22.356	17.760	19.626	25.624	1'25.366	248,1	14:34'11.839
25	22.455	17.910	19.666	26.603	1'26.634	245,2	14:35'38.473
Race Time 35'19.392							

4° 66 T. SYKES (1'23.713)							
Lap	Seg.1	Seg.2	Seg.3	Seg.4	Lap Time	km/h	Local Time
1		17.667	19.591	<b>24.956</b>	1'30.192		14:01'49.273
2	<b>21.918</b>	17.519	19.311	24.965	<b>1'23.713</b>	<b>256,4</b>	14:03'12.986
3	22.074	<b>17.426</b>	19.445	25.006	1'23.951	248,7	14:04'36.937
4	22.023	17.596	<b>19.304</b>	25.166	1'24.089	248,1	14:06'01.026
5	22.047	17.677	19.592	24.990	1'24.306	251,0	14:07'25.332
6	22.018	17.501	19.318	25.028	1'23.865	249,2	14:08'49.197
7	22.007	17.534	19.565	25.135	1'24.241	248,7	14:10'13.438
8	22.123	17.575	19.743	25.116	1'24.557	248,7	14:11'37.995
9	22.107	17.622	19.449	25.085	1'24.263	245,8	14:13'02.258
10	22.065	17.561	19.444	25.076	1'24.146	251,6	14:14'26.404
11	22.218	17.563	19.409	25.120	1'24.310	248,7	14:15'50.714
12	22.204	17.811	19.517	25.282	1'24.814	249,2	14:17'15.528
13	22.267	17.716	19.501	25.181	1'24.665	246,4	14:18'40.193
14	22.249	17.753	19.387	25.312	1'24.701	247,5	14:20'04.894
15	22.257	17.651	19.377	25.312	1'24.597	249,2	14:21'29.491
16	22.237	17.626	19.321	25.344	1'24.528	250,4	14:22'54.019
17	22.253	17.731	19.387	25.219	1'24.590	249,8	14:24'18.609
18	22.283	17.713	19.348	25.351	1'24.695	251,0	14:25'43.304
19	22.409	17.676	19.461	25.376	1'24.922	246,9	14:27'08.226
20	22.435	17.726	19.481	25.413	1'25.055	248,1	14:28'33.281
21	22.441	17.788	19.696	25.348	1'25.273	249,8	14:29'58.554
22	22.647	17.769	19.672	25.315	1'25.403	250,4	14:31'23.957
23	22.528	17.754	19.614	25.438	1'25.334	248,7	14:32'49.291
24	22.541	17.753	19.737	25.501	1'25.532	249,8	14:34'14.823
25	22.516	17.904	19.799	25.667	1'25.886	245,8	14:35'40.709
Race Time 35'21.628							

5° 22 A. LOWES (1'23.977)							
Lap	Seg.1	Seg.2	Seg.3	Seg.4	Lap Time	km/h	Local Time
1		17.661	19.534	25.245	1'30.824		14:01'49.905
2	22.082	<b>17.439</b>	19.468	<b>24.988</b>	<b>1'23.977</b>	<b>252,2</b>	14:03'13.882
3	<b>22.077</b>	17.505	19.448	25.106	1'24.136	249,2	14:04'38.018
4	22.094	17.584	19.471	25.192	1'24.341	251,0	14:06'02.359
5	22.137	17.604	19.391	25.232	1'24.364	251,0	14:07'26.723
6	22.156	17.499	19.361	25.169	1'24.185	251,0	14:08'50.908
7	22.226	17.626	19.481	25.261	1'24.594	249,8	14:10'15.502
8	22.308	17.562	<b>19.288</b>	25.273	1'24.431	248,1	14:11'39.933
9	22.276	17.521	19.399	25.301	1'24.497	249,8	14:13'04.430
10	22.303	17.607	19.455	25.195	1'24.560	248,1	14:14'28.990
11	22.296	17.592	19.433	25.337	1'24.658	248,1	14:15'53.648
12	22.239	17.750	19.574	25.350	1'24.913	248,1	14:17'18.561

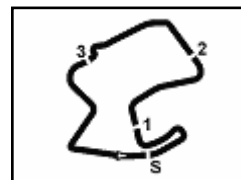
13/07/2019

P = Pits In/Out - C = Lap Time Cancelled

These data/results cannot be reproduced, stored and/or transmitted in whole or in part by any manner of electronic, mechanical, photocopying, recording, broadcasting or otherwise now known or herein after developed without the previous express consent by the copyright owner, except for reproduction in daily press and regular printed publications on sale to the public within 60 days of the event related to those data/results and always provided that copyright symbol appears together as follows below.

© DORNA WSBK ORGANIZATION Srl 2019

FICR PERUGIA TIMING



## GEICO U.S. Round, 12-14 July 2019 Chronological Analysis Race 1

WeatherTech Raceway 3.660 m

Start at 14:00'19.081

2 / 4

13	22.312	17.565	19.377	25.380	1'24.634	248,7	14:18'43.195	20	22.418	17.819	19.637	25.495	1'25.369	244,1	14:28'42.645
14	22.305	17.658	19.430	25.376	1'24.769	248,7	14:20'07.964	21	22.442	17.787	19.651	25.494	1'25.374	242,4	14:30'08.019
15	22.408	17.693	19.348	25.331	1'24.780	247,5	14:21'32.744	22	22.420	17.871	19.617	25.583	1'25.491	245,2	14:31'33.510
16	22.327	17.761	19.511	25.492	1'25.091	246,4	14:22'57.835	23	22.454	17.839	19.745	25.559	1'25.597	244,7	14:32'59.107
17	22.400	17.713	19.548	25.545	1'25.206	248,1	14:24'23.041	24	22.502	18.563	20.262	25.710	1'27.037	245,2	14:34'26.144
18	22.384	17.640	19.442	25.407	1'24.873	246,4	14:25'47.914	25	22.517	17.986	19.837	25.759	1'26.099	244,7	14:35'52.243
19	22.493	17.704	19.518	25.546	1'25.261	245,8	14:27'13.175								Race Time 35'33.162
20	22.500	17.763	19.446	25.495	1'25.204	247,5	14:28'38.379								
21	22.462	17.770	19.721	25.540	1'25.493	248,1	14:30'03.872								
22	22.355	17.803	19.467	25.481	1'25.106	246,9	14:31'28.978								
23	22.491	17.789	19.761	25.546	1'25.587	245,8	14:32'54.565								
24	22.492	17.863	19.703	25.602	1'25.660	245,2	14:34'20.225								
25	22.681	17.858	19.779	25.830	1'26.148	242,4	14:35'46.373								

6° 81 J. TORRES (1'23.632)							
Lap	Seg.1	Seg.2	Seg.3	Seg.4	Lap Time	km/h	Local Time
1		17.563	19.612	25.181	1'30.545		14:01'49.626
2	<b>21.934</b>	17.447	19.282	<b>24.969</b>	<b>1'23.632</b>	251,0	14:03'13.258
3	21.980	<b>17.426</b>	19.376	25.079	1'23.861	250,4	14:04'37.119
4	22.026	17.548	19.498	25.178	1'24.250	<b>251,6</b>	14:06'01.369
5	22.086	17.724	19.542	25.142	1'24.494	248,7	14:07'25.863
6	22.103	17.524	19.429	25.292	1'24.348	247,5	14:08'50.211
7	22.115	17.572	19.429	25.225	1'24.341	246,4	14:10'14.552
8	22.290	17.701	19.439	25.219	1'24.649	246,4	14:11'39.201
9	22.216	17.609	19.481	25.205	1'24.511	246,4	14:13'03.712
10	22.166	17.643	19.493	25.279	1'24.581	246,9	14:14'28.293
11	22.212	17.627	<b>19.280</b>	25.219	1'24.338	246,4	14:15'52.631
12	22.137	17.765	19.518	25.306	1'24.726	247,5	14:17'17.357
13	22.183	17.720	19.480	25.360	1'24.743	246,4	14:18'42.100
14	22.319	17.630	19.655	25.450	1'25.054	245,8	14:20'07.154
15	22.288	17.692	19.467	25.299	1'24.746	244,7	14:21'31.900
16	22.340	17.745	19.632	25.380	1'25.097	247,5	14:22'56.997
17	22.358	17.769	19.656	25.296	1'25.079	246,9	14:24'22.076
18	22.357	17.686	19.604	25.610	1'25.257	244,1	14:25'47.333
19	22.383	17.808	19.661	25.407	1'25.259	242,4	14:27'12.592
20	22.415	17.775	19.590	25.664	1'25.444	245,2	14:28'38.036
21	22.467	17.824	20.122	25.853	1'26.266	244,7	14:30'04.302
22	22.760	17.956	19.813	25.765	1'26.294	245,2	14:31'30.596
23	22.467	17.909	19.741	25.630	1'25.747	246,9	14:32'56.343
24	22.585	17.944	19.815	25.661	1'26.005	244,7	14:34'22.348
25	22.717	18.038	19.830	25.906	1'26.491	243,0	14:35'48.839

7° 60 M. VAN DER MARK (1'24.302)							
Lap	Seg.1	Seg.2	Seg.3	Seg.4	Lap Time	km/h	Local Time
1		17.690	19.588	25.290	1'31.593		14:01'50.674
2	22.147	17.577	19.487	25.193	1'24.404	250,4	14:03'15.078
3	22.193	17.525	19.584	<b>25.178</b>	1'24.480	249,2	14:04'39.558
4	<b>22.144</b>	17.597	19.535	25.256	1'24.532	<b>251,0</b>	14:06'04.090
5	22.151	17.554	19.525	25.290	1'24.520	248,1	14:07'28.610
6	22.194	<b>17.472</b>	<b>19.437</b>	25.199	1'24.302	248,1	14:08'52.912
7	22.232	17.602	19.495	25.324	1'24.653	248,1	14:10'17.565
8	22.238	17.620	19.481	25.329	1'24.668	247,5	14:11'42.233
9	22.281	17.637	19.488	25.351	1'24.757	247,5	14:13'06.990
10	22.218	17.727	19.656	25.282	1'24.883	249,8	14:14'31.873
11	22.262	17.690	19.539	25.359	1'24.850	246,4	14:15'56.723
12	22.295	17.710	19.656	25.282	1'24.943	248,1	14:17'21.666
13	22.477	17.728	19.605	25.491	1'25.301	247,5	14:18'46.967
14	22.442	17.719	19.537	25.335	1'25.033	246,9	14:20'12.000
15	22.469	17.704	19.495	25.329	1'24.997	245,2	14:21'36.997
16	22.409	17.650	19.642	25.419	1'25.120	244,7	14:23'02.117
17	22.340	17.689	19.648	25.384	1'25.061	245,2	14:24'27.178
18	22.334	17.721	19.537	25.491	1'25.083	244,7	14:25'52.261
19	22.335	17.741	19.527	25.412	1'25.015	244,7	14:27'17.276

8° 76 L. BAZ (1'24.286)							
Lap	Seg.1	Seg.2	Seg.3	Seg.4	Lap Time	km/h	Local Time
1		17.661	19.590	25.305	1'31.136		14:01'50.217
2	<b>22.119</b>	<b>17.507</b>	19.382	25.278	<b>1'24.286</b>	<b>248,7</b>	14:03'14.503
3	22.280	17.563	19.491	<b>25.245</b>	1'24.579	246,9	14:04'39.082
4	22.165	17.565	19.348	25.294	1'24.372	246,9	14:06'03.454
5	22.171	17.698	<b>19.337</b>	25.343	1'24.549	245,8	14:07'28.003
6	22.140	17.514	19.454	25.309	1'24.417	246,9	14:08'52.420
7	22.254	17.609	19.477	25.353	1'24.693	246,9	14:10'17.113
8	22.353	17.719	19.480	25.328	1'24.880	243,6	14:11'41.993
9	22.243	17.600	19.472	25.364	1'24.679	242,4	14:13'06.672
10	22.303	17.848	19.434	25.356	1'24.941	245,8	14:14'31.613
11	22.259	17.709	19.409	25.412	1'24.789	242,4	14:15'56.402
12	22.330	17.791	19.507	25.490	1'25.118	244,1	14:17'21.520
13	22.474	17.648	19.600	25.590	1'25.312	241,9	14:18'46.832
14	22.441	17.999	19.671	25.464	1'25.575	243,0	14:20'12.407
15	22.474	17.847	19.613	25.549	1'25.483	244,1	14:21'37.890
16	22.464	17.717	19.496	25.474	1'25.151	243,6	14:23'03.041
17	22.484	17.769	19.667	25.570	1'25.490	246,4	14:24'28.531
18	22.461	17.814	19.584	25.662	1'25.521	240,8	14:25'54.052
19	22.586	17.804	19.611	25.488	1'25.489	242,4	14:27'19.541
20	22.577	17.869	19.609	25.560	1'25.615	240,3	14:28'45.156
21	22.617	17.891	19.843	25.801	1'26.152	243,0	14:30'11.308
22	22.661	17.903	19.743	25.776	1'26.083	243,0	14:31'37.391
23	22.915	17.954	19.788	25.830	1'26.487	243,6	14:33'03.878
24	22.706	17.945	19.605	25.851	1'26.107	239,7	14:34'29.985
25	22.722	17.995	19.712	25.943	1'26.372	240,8	14:35'56.357

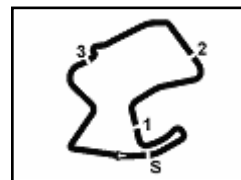
9° 33 M. MELANDRI (1'24.462)							
Lap	Seg.1	Seg.2	Seg.3	Seg.4	Lap Time	km/h	Local Time
1		18.140	19.912	<b>25.229</b>	1'33.094		14:01'52.175
2	22.235	17.849	19.548	25.249	1'24.881	<b>253,4</b>	14:03'17.056
3	<b>22.177</b>	<b>17.565</b>	<b>19.438</b>	25.282	<b>1'24.462</b>	248,7	14:04'41.518
4	22.282	17.588	19.692	25.292	1'24.854	251,6	14:06'06.372
5	22.282	17.877	19.724	25.401	1'25.284	248,7	14:07'31.656
6	22.716	17.711	19.931	25.493	1'25.851	240,3	14:08'57.507
7	22.566	17.653	19.641	25.409	1'25.269	239,7	14:10'22.776
8	22.411	17.661	19.645	25.408	1'25.125	241,4	14:11'47.901
9	22.304	17.737	19.575	25.445	1'25.061	243,6	14:13'12.962
10	22.400	17.847	19.643	25.548	1'25.438	244,7	14:14'38.400
11	22.334	17.738	19.726	25.380	1'25.178	245,8	14:16'03.578
12	22.421	17.700	19.593	25.467	1'25.181	242,4	14:17'28.759
13	22.333	17.676	19.587	25.431	1'25.027	243,0	14:18'53.786
14	22.338	17.664	19.601	25.487	1'25.090	245,8	14:20'18.876
15	22.415	17.735	19.540	25.419	1'25.109	247,5	14:21'43.985
16	22.322	17.761	19.660	25.440	1'25.183	246,9	14:23'09.168
17	22.343	17.753	19.580	25.365	1'25.041	245,8	14:24'34.209
18	22.382	17.766	19.692	25.668	1'25.508	246,4	14:25'59.717
19	22.364	17.755	19.686	25.560	1'25.365	245,2	14:27'25.082
20	22.410	17.753	19.636	25.544	1'25.343	246,4	14:28'50.425
21	22.490	17.807	19.623	25.565	1'25.485	246,4	14:30'15.910
22	22.443	17.776	19.729	25.580	1'25.528	246,4	14:31'41.438
23	22.486	17.759	19.774	25.560	1'25.579	247,5	14:33'07.017
24	22.429	17.770	19.769	25.703	1'25.671	245,8	14:34'32.688
25	22.490	17.788	19.730	25.612	1'25.620	245,2	14:35'58.308

13/07/2019 P = Pits In/Out - C = Lap Time Cancelled

These data/results cannot be reproduced, stored and/or transmitted in whole or in part by any manner of electronic, mechanical, photocopying, recording, broadcasting or otherwise now known or herein after developed without the previous express consent by the copyright owner, except for reproduction in daily press and regular printed publications on sale to the public within 60 days of the event related to those data/results and always provided that copyright symbol appears together as follows below.

© DORNA WSBK ORGANIZATION Srl 2019





## GEICO U.S. Round, 12-14 July 2019 Chronological Analysis Race 1

WeatherTech Raceway 3.660 m

Start at 14:00'19.081

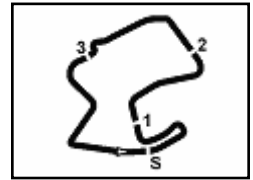
**3 / 4**

10° 21 M. RINALDI (1'25.226)								6 22.401							
Lap	Seg.1	Seg.2	Seg.3	Seg.4	Lap Time	km/h	Local Time								
1		18.488	20.364	25.495	1'34.404		14:01'53.485	7	22.523	17.741	19.663	25.543	1'25.424	247,5	14:08'59.348
2	22.429	17.788	19.788	25.258	1'25.263	251,6	14:03'18.748	8	22.477	17.771	19.654	25.746	1'25.596	248,7	14:10'24.944
3	22.419	17.887	19.776	25.348	1'25.430	253,4	14:04'44.178	9	22.459	17.840	19.679	25.466	1'25.444	248,7	14:13'16.036
4	22.487	17.678	19.875	25.336	1'25.376	251,6	14:06'09.554	10	22.705	17.978	19.899	25.727	1'26.309	249,2	14:14'42.345
5	22.403	17.915	19.731	25.464	1'25.513	255,2	14:07'35.067	11	22.582	17.935	19.754	25.604	1'25.875	251,6	14:16'08.220
6	22.413	17.790	19.804	25.219	1'25.226	249,2	14:09'00.293	12	22.659	17.794	19.722	25.601	1'25.776	249,8	14:17'33.996
7	22.402	17.802	19.744	25.445	1'25.393	254,6	14:10'25.686	13	22.580	17.825	19.825	25.816	1'26.046	250,4	14:19'00.042
8	22.354	17.889	19.829	25.316	1'25.388	255,8	14:11'51.074	14	22.853	17.819	19.800	25.748	1'26.220	244,7	14:20'26.262
9	22.639	17.835	19.851	25.413	1'25.738	246,4	14:13'16.812	15	22.836	17.909	19.997	25.944	1'26.686	248,7	14:21'52.948
10	22.474	17.861	20.023	25.454	1'25.812	252,8	14:14'42.624	16	22.585	17.832	19.689	25.670	1'25.776	245,2	14:23'18.724
11	22.559	17.959	20.191	25.275	1'25.984	252,2	14:16'08.608	17	22.544	17.887	19.716	25.634	1'25.781	246,9	14:24'44.505
12	22.517	17.879	19.756	25.339	1'25.491	254,0	14:17'34.099	18	22.553	17.893	19.505	25.653	1'25.604	243,0	14:26'10.109
13	22.714	17.765	19.874	25.598	1'25.951	236,5	14:19'00.050	19	22.550	17.848	19.618	25.553	1'25.569	244,1	14:27'35.678
14	22.586	17.806	19.929	25.567	1'25.888	247,5	14:20'25.938	20	22.588	17.891	19.647	25.599	1'25.725	246,4	14:29'01.403
15	22.597	17.883	19.885	25.497	1'25.862	250,4	14:21'51.800	21	22.685	17.919	19.745	25.869	1'26.218	248,1	14:30'27.621
16	22.493	17.833	19.802	25.373	1'25.501	254,0	14:23'17.301	22	22.929	17.957	19.825	25.821	1'26.532	239,7	14:31'54.153
17	22.566	17.797	19.836	25.415	1'25.614	258,9	14:24'42.915	23	22.699	18.005	19.696	25.874	1'26.274	246,9	14:33'20.427
18	22.573	17.920	19.915	25.498	1'25.906	250,4	14:26'08.821	24	22.609	18.033	19.814	25.800	1'26.256	246,9	14:34'46.683
19	22.589	17.870	19.774	25.573	1'25.806	249,8	14:27'34.627	25	22.689	17.941	19.679	25.851	1'26.160	246,4	14:36'12.843
20	22.591	17.901	19.789	25.596	1'25.877	250,4	14:29'00.504	Race Time 35'53.762							
21	22.759	17.923	20.201	25.505	1'26.388	244,1	14:30'26.892	13° 52 A. DELBIANCO (1'25.225)							
22	22.462	17.793	19.887	25.501	1'25.643	253,4	14:31'52.535	Lap	Seg.1	Seg.2	Seg.3	Seg.4	Lap Time	km/h	Local Time
23	22.526	17.748	19.836	25.314	1'25.424	252,8	14:33'17.959	1		18.461	20.218	25.395	1'34.010		14:01'53.091
24	22.530	17.818	19.794	25.647	1'25.789	251,6	14:34'43.748	2	22.360	17.707	19.760	25.424	1'25.251	248,7	14:03'18.342
25	22.643	17.943	19.989	25.861	1'26.436	248,7	14:36'10.184	3	22.537	17.825	19.646	25.441	1'25.449	248,1	14:04'43.791
Race Time 35'51.103								4	22.405	17.719	19.789	25.312	1'25.225	243,0	14:06'09.016
								5	22.476	17.849	19.680	26.036	1'26.041	246,9	14:07'35.057
								6	22.650	17.742	19.844	25.529	1'25.765	239,2	14:09'00.822
								7	22.731	17.814	19.660	25.588	1'25.793	239,7	14:10'26.615
								8	22.603	17.852	20.133	25.614	1'26.202	246,4	14:11'52.817
								9	22.474	17.818	19.727	25.506	1'25.525	241,4	14:13'18.342
								10	22.548	17.944	19.866	25.574	1'25.932	243,0	14:14'44.274
								11	22.613	17.860	20.111	25.554	1'26.138	242,4	14:16'10.412
								12	22.530	17.904	19.895	25.623	1'25.952	243,0	14:17'36.364
								13	22.619	17.883	19.830	25.637	1'25.969	243,6	14:19'02.333
								14	22.588	17.827	19.844	25.668	1'25.927	241,4	14:20'28.260
								15	22.577	17.881	19.908	25.583	1'25.949	243,0	14:21'54.209
								16	22.563	17.807	19.822	25.541	1'25.733	243,0	14:23'19.942
								17	22.579	17.785	19.819	25.695	1'25.878	245,2	14:24'45.820
								18	22.650	17.950	19.812	25.672	1'26.084	244,7	14:26'11.904
								19	22.836	17.906	19.839	25.540	1'26.121	244,1	14:27'38.025
								20	22.631	17.805	19.835	25.819	1'26.090	244,7	14:29'04.115
								21	22.766	17.944	19.882	25.623	1'26.215	242,4	14:30'30.330
								22	22.812	17.961	19.954	25.830	1'26.557	244,1	14:31'56.887
								23	22.899	18.306	20.111	25.696	1'27.012	242,4	14:33'23.899
								24	22.811	18.050	20.029	25.816	1'26.706	235,0	14:34'50.605
								25	22.834	18.104	20.067	25.972	1'26.977	238,7	14:36'17.582
								Race Time 35'58.501							
								14° 11 S. CORTESE (1'24.840)							
								Lap	Seg.1	Seg.2	Seg.3	Seg.4	Lap Time	km/h	Local Time
								1		18.628	20.084	25.221	1'33.591		14:01'52.672
								2	22.264	17.617	19.918	25.041	1'24.840	251,0	14:03'17.512
								3	22.456	17.712	19.691	25.255	1'25.114	240,3	14:04'42.626
								4	22.316	17.760	19.673	25.363	1'25.112	247,5	14:06'07.738
								5	22.400	17.722	19.737	25.300	1'25.159	241,9	14:07'32.897
								6	22.380	17.645	19.797	25.372	1'25.194	245,2	14:08'58.091
								7	22.661	17.909	19.779	25.394	1'25.743	246,4	14:10'23.834
								8	22.483	17.718	19.929	25.350	1'25.480	247,5	14:11'49.314
								9	22.625	17.810	19.890	25.468	1'25.793	246,4	14:13'15.107
								10	22.771	17.774	19.727	25.402	1'25.674	239,7	14:14'40.781
								11	22.532	17.868	19.929	25.581	1'25.910	242,4	14:16'06.691
								12	22.619	17.792	19.979	25.758	1'26.148	244,1	14:17'32.839
								Race Time 35'53.463							
12° 36 L. MERCADO (1'25.055)															
Lap	Seg.1	Seg.2	Seg.3	Seg.4	Lap Time	km/h	Local Time								
1		18.393	19.797	25.442	1'33.390		14:01'52.471								
2	22.779	17.777	19.714	25.395	1'25.665	253,4	14:03'18.136								
3	22.513	17.695	19.566	25.281	1'25.055	247,5	14:04'43.191								
4	22.537	17.690	19.591	25.382	1'25.200	247,5	14:06'08.391								
5	22.519	17.858	19.662	25.494	1'25.533	248,1	14:07'33.924								

13/07/2019 P = Pits In/Out - C = Lap Time Cancelled

These data/results cannot be reproduced, stored and/or transmitted in whole or in part by any manner of electronic, mechanical, photocopying, recording, broadcasting or otherwise now known or herein after developed without the previous express consent by the copyright owner, except for reproduction in daily press and regular printed publications on sale to the public within 60 days of the event related to those data/results and always provided that copyright symbol appears together as follows below.

© DORNA WSBK ORGANIZATION Srl 2019



**GEICO U.S. Round, 12-14 July 2019**  
**Chronological Analysis Race 1**

WeatherTech Raceway 3.660 m

**4 / 4**

Start at 14:00'19.081

Lap	Seg.1	Seg.2	Seg.3	Seg.4	Lap Time	km/h	Local Time
13	22.700	17.943	20.522	25.745	1'26.910	240,8	14:18'59.749
14	22.494	17.869	20.095	25.652	1'26.110	237,6	14:20'25.859
15	23.003	17.967	20.061	25.753	1'26.784	238,7	14:21'52.643
16	22.654	17.857	20.129	25.676	1'26.316	241,4	14:23'18.959
17	22.691	17.892	19.986	25.692	1'26.261	242,4	14:24'45.220
18	22.570	17.917	19.927	25.578	1'25.992	243,0	14:26'11.212
19	22.634	17.847	19.903	25.608	1'25.992	241,9	14:27'37.204
20	22.611	17.993	20.028	25.771	1'26.403	246,4	14:29'03.607
21	22.803	17.884	20.035	25.727	1'26.449	246,4	14:30'30.056
22	22.833	17.932	20.093	25.776	1'26.634	243,0	14:31'56.690
23	22.971	18.561	20.494	25.829	1'27.855	239,2	14:33'24.545
24	22.904	17.976	20.075	26.049	1'27.004	235,5	14:34'51.549
25	22.988	18.173	20.475	26.228	1'27.864	244,1	14:36'19.413
Race Time 36'00.332							

**15° 28 M. REITERBERGER (1'24.665)**

Lap	Seg.1	Seg.2	Seg.3	Seg.4	Lap Time	km/h	Local Time
1		17.773	19.679	25.376	1'32.364		14:01'51.445
2	22.398	17.653	<b>19.521</b>	<b>25.093</b>	<b>1'24.665</b>	244,7	14:03'16.110
3	22.379	<b>17.578</b>	19.624	25.582	1'25.163	247,5	14:04'41.273
4	<b>22.366</b>	17.625	20.150	25.348	1'25.489	244,7	14:06'06.762
5	22.863	17.738	19.544	25.371	1'25.516	244,7	14:07'32.278
6	22.516	17.774	19.741	25.503	1'25.534	245,2	14:08'57.812
7	22.728	18.046	20.650	25.441	1'26.865	240,8	14:10'24.677
8	22.522	17.792	19.712	25.728	1'25.754	245,8	14:11'50.431
9	22.493	17.742	19.562	25.489	1'25.286	245,2	14:13'15.717
10	22.919	17.953	19.952	25.543	1'26.367	245,8	14:14'42.084
11	22.627	18.227	20.482	25.849	1'27.185	239,2	14:16'09.269
12	22.752	17.927	19.962	25.722	1'26.363	<b>248,7</b>	14:17'35.632
13	22.820	17.807	19.750	25.756	1'26.133	244,1	14:19'01.765
14	22.613	17.828	19.790	25.614	1'25.845	240,8	14:20'27.610
15	22.567	17.884	19.808	25.619	1'25.878	242,4	14:21'53.488
16	22.626	17.870	19.704	25.633	1'25.833	244,7	14:23'19.321
17	22.782	17.873	19.940	25.693	1'26.288	239,7	14:24'45.609
18	22.767	17.905	26.159	26.088	1'32.919	244,1	14:26'18.528
19	23.196	18.064	19.933	25.773	1'26.966	238,7	14:27'45.494
20	22.638	17.972	19.858	25.806	1'26.274	241,9	14:29'11.768
21	22.863	18.045	19.949	25.993	1'26.850	237,6	14:30'38.618
22	22.727	18.038	19.822	25.831	1'26.418	239,7	14:32'05.036
23	22.907	18.106	20.297	25.947	1'27.257	238,1	14:33'32.293
24	22.805	18.022	19.983	25.733	1'26.543	240,3	14:34'58.836
25	22.802	18.094	20.206	26.049	1'27.151	237,1	14:36'25.987
Race Time 36'06.906							

**16° 23 R. KIYONARI (1'25.547)**

Lap	Seg.1	Seg.2	Seg.3	Seg.4	Lap Time	km/h	Local Time
1		18.478	20.339	25.694	1'34.870		14:01'53.951
2	22.624	17.811	19.888	<b>25.224</b>	<b>1'25.547</b>	241,9	14:03'19.498
3	22.638	17.815	19.936	26.461	1'26.850	<b>244,7</b>	14:04'46.348
4	22.658	17.925	20.052	25.599	1'26.234	240,3	14:06'12.582
5	22.601	17.971	19.732	26.287	1'26.591	238,7	14:07'39.173
6	22.684	<b>17.744</b>	21.294	25.786	1'27.508	239,2	14:09'06.681
7	22.831	17.774	19.838	25.567	1'26.010	242,4	14:10'32.691
8	22.740	17.807	<b>19.682</b>	25.624	1'25.853	236,0	14:11'58.544
9	<b>22.593</b>	17.803	19.966	25.628	1'25.990	237,1	14:13'24.534
10	22.627	17.933	19.984	25.536	1'26.080	238,1	14:14'50.614
11	22.701	17.824	20.064	25.673	1'26.262	238,1	14:16'16.876
12	22.834	17.994	20.004	25.768	1'26.600	237,6	14:17'43.476
13	22.823	17.747	19.849	25.911	1'26.330	236,5	14:19'09.806
14	23.447	18.005	20.067	25.888	1'27.407	235,5	14:20'37.213
15	22.883	18.126	19.978	26.189	1'27.176	237,1	14:22'04.389
16	22.782	17.963	19.940	25.985	1'26.670	238,1	14:23'31.059
17	22.925	18.102	20.154	25.859	1'27.040	236,0	14:24'58.099
18	22.877	18.028	20.106	26.094	1'27.105	240,3	14:26'25.204
19	22.985	18.057	19.947	26.059	1'27.048	236,5	14:27'52.252

**17° 19 A. BAUTISTA (1'22.945)**

Lap	Seg.1	Seg.2	Seg.3	Seg.4	Lap Time	km/h	Local Time
1		17.324	19.344	25.233	1'29.543		14:01'48.624
2		17.322	19.319	<b>24.733</b>	1'23.288	258,3	14:03'11.912
3	<b>21.787</b>	<b>17.169</b>	<b>19.214</b>	24.775	<b>1'22.945</b>	263,4	14:04'34.857
4	21.895	17.334	19.427	24.886	1'23.542	262,1	14:05'58.399
5	22.070	1'26.278	24.682	26.288	2'39.318	<b>264,0</b>	14:08'37.717
6	22.377	17.679	19.646	25.410	1'25.112	253,4	14:10'02.829
7	22.848	17.766	19.716	25.239	1'25.569	257,6	14:11'28.398
8	22.084	17.603	19.527	25.240	1'24.454	258,3	14:12'52.852
9	22.194	17.580	19.518	25.158	1'24.450	252,8	14:14'17.302
10	22.176	17.445	19.344	25.238	1'24.203	257,6	14:15'41.505
11	22.172	17.511	19.470	25.159	1'24.312	255,2	14:17'05.817
12	22.018	17.586	19.774	25.652	1'25.030	258,9	14:18'30.847
13	24.758	17.674	19.562	25.189	1'27.183	259,5	14:19'58.030
14	22.144	17.631	19.514	25.262	1'24.551	258,9	14:21'22.581
15	22.077	17.867	19.674	25.340	1'24.958	261,4	14:22'47.539
16	22.121	17.659	19.557	25.277	1'24.614	260,1	14:24'12.153
17	22.167	17.702	19.693	25.324	1'24.886	260,1	14:25'37.039
18	22.263	17.629	19.511	25.241	1'24.644	258,9	14:27'01.683
19	22.046	17.683	19.500	25.161	1'24.390	260,1	14:28'26.073
20	22.147	17.667	19.555	25.345	1'24.714	259,5	14:29'50.787
21	22.154	17.723	19.509	25.427	1'24.813	260,8	14:31'15.600
22	22.291	17.712	19.481	25.313	1'24.797	257,6	14:32'40.397
23	22.212	17.742	19.860	25.466	1'25.280	259,5	14:34'05.677
24	22.527	18.147	19.668	25.744	1'26.086	253,4	14:35'31.763
Race Time 35'12.682							

**RET 95 J. BEACH (1'24.655)**

Lap	Seg.1	Seg.2	Seg.3	Seg.4	Lap Time	km/h	Local Time
1		17.730	19.774	25.260	1'32.054		14:01'51.135
2	<b>22.296</b>	<b>17.521</b>	<b>19.579</b>	<b>25.259</b>	<b>1'24.655</b>	<b>251,6</b>	14:03'15.790
3	22.415	17.562	19.635	25.318	1'24.930	249,2	14:04'40.720
4	22.462	17.698	19.679	25.393	1'25.232	250,4	14:06'05.952
5	22.465	17.863	19.741	25.563	1'25.632	247,5	14:07'31.584
6	22.671	17.732	19.830	25.631	1'25.864	248,1	14:08'57.448
7	22.874	17.770	19.833	25.559	1'26.036	245,2	14:10'23.484
8	22.483	17.831	19.843	25.490	1'25.647	249,2	14:11'49.131
9	22.599	17.869	19.736	25.772	1'25.976	244,7	14:13'15.107
10	23.140	17.891	19.935	25.583	1'26.549	230,9	14:14'41.656
11	22.564	17.978	20.096	25.695	1'26.333	248,1	14:16'07.989
12	22.639	17.839	19.763	25.543	1'25.784	246,4	14:17'33.773
Race Time 17'14.692							

**RET 91 L. HASLAM (1'24.198)**

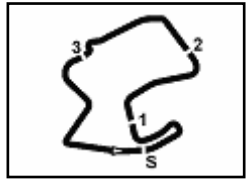
Lap	Seg.1	Seg.2	Seg.3	Seg.4	Lap Time	km/h	Local Time
1		17.648	19.530	25.222	1'31.320		14:01'50.401
2	22.260	17.612	<b>19.345</b>	<b>24.981</b>	<b>1'24.198</b>	<b>253,4</b>	14:03'14.599
3	22.381	<b>17.569</b>	19.521	25.198	1'24.669	243,6	14:04'39.268
Race Time 4'20.187							

13/07/2019 P = Pits In/Out - C = Lap Time Cancelled

These data/results cannot be reproduced, stored and/or transmitted in whole or in part by any manner of electronic, mechanical, photocopying, recording, broadcasting or otherwise now known or herein after developed without the previous express consent by the copyright owner, except for reproduction in daily press and regular printed publications on sale to the public within 60 days of the event related to those data/results and always provided that copyright symbol appears together as follows below.

© DORNA WSBK ORGANIZATION Srl 2019





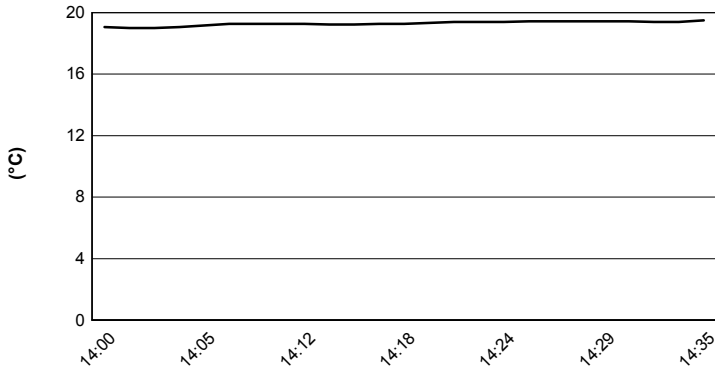
WeatherTech Raceway 3.660 m

## GEICO U.S. Round, 12-14 July 2019

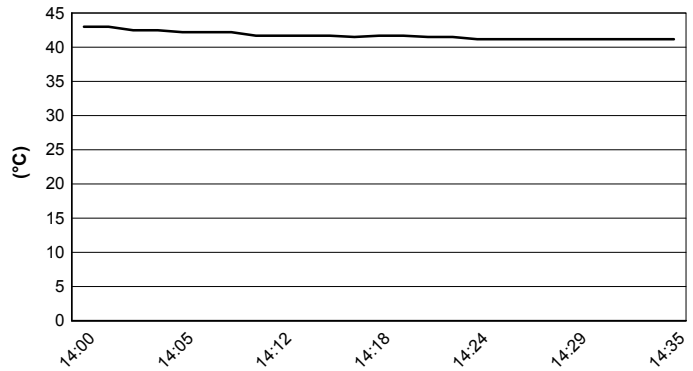
### Weather Report Race 1

Session started 14:00 - Session ended 14:36

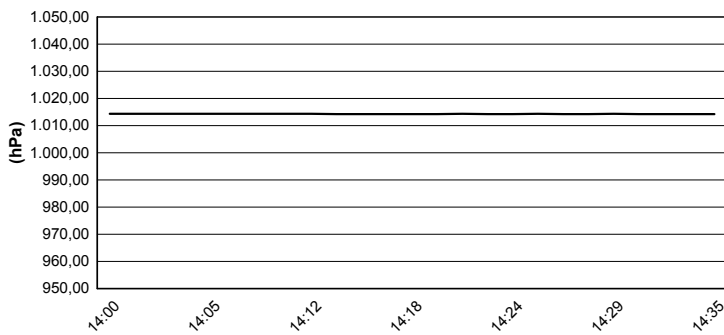
#### Air Temperature



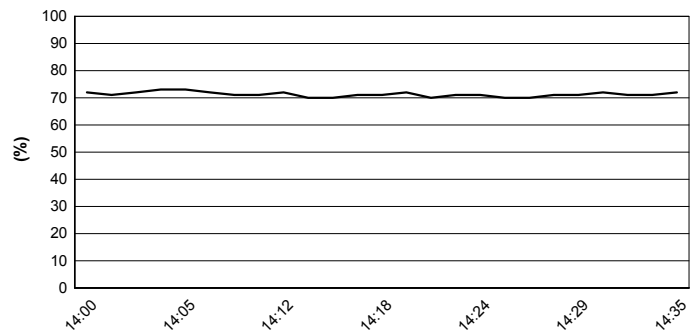
#### Track Temperature



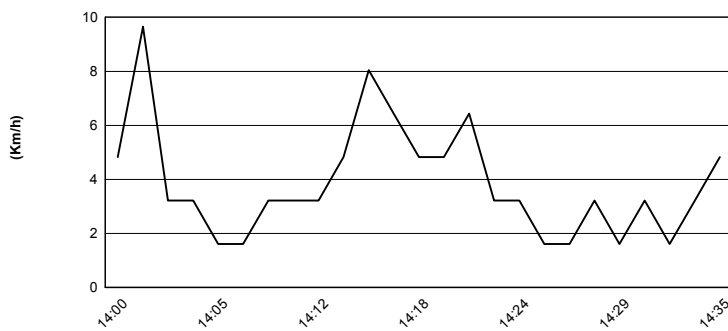
#### Air Pressure



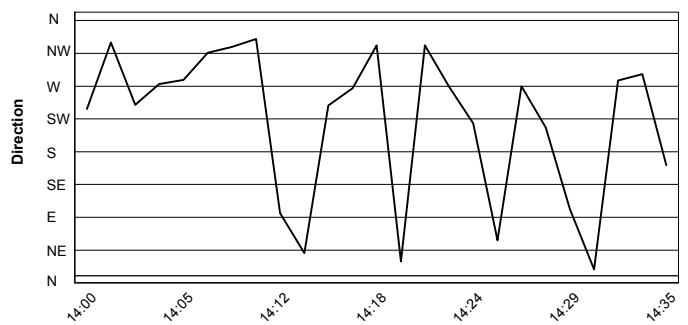
#### Humidity



#### Wind Speed



#### Wind Direction

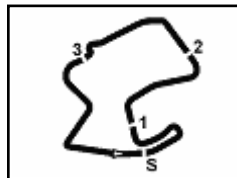


13/07/2019

These data/results cannot be reproduced, stored and/or transmitted in whole or in part by any manner of electronic, mechanical, photocopying, recording, broadcasting or otherwise now known or herein after developed without the previous express consent by the copyright owner, except for reproduction in daily press and regular printed publications on sale to the public within 60 days of the event related to those data/results and always provided that copyright symbol appears together as follows below.

© DORNA WSBK ORGANIZATION Srl 2019





## GEICO U.S. Round, 12-14 July 2019 Championship Standings

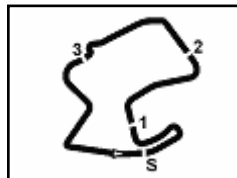
WeatherTech Raceway 3.660 m

1 / 2

Points	Points From First	Points From Previous	February 24		March 17		April 7		April 14		May 12		June 9		June 23		July 7		July 14		September 8		September 24		October 13		October 26	
			PHILLIP ISLAND	BURIRAM	ARAGON	ASSEN	IMOLA	JEREZ	MISANO	DONINGTON PARK	LAGUNA SECA	PORTIMAO	MAGNY COURS	SAN JUAN	LOSAIL													
1	REA Jonathan (GBR)	401	20 20 9 9	20 20 9 9	20 20 9 9	20 16 25 12	13 20 6 6	25 25 5 5	25 25 12 12	25 25 12 12	25 25 12 12	25 25 12 12	25 25 12 12	25 25 12 12	25 25 12 12	25 25 12 12	25 25 12 12	25 25 12 12	25 25 12 12	25 25 12 12	25 25 12 12	25 25 12 12	25 25 12 12	25 25 12 12	25 25 12 12	25 25 12 12	25 25 12 12	
2	BAUTISTA Alvaro (ESP)	352 49	25 25 12 12	25 25 12 12	25 25 12 12	25 25 20 7	25 25 20 12	25 25 16 2	25 25 16 2	25 25 16 2	25 25 16 2	25 25 16 2	25 25 16 2	25 25 16 2	25 25 16 2	25 25 16 2	25 25 16 2	25 25 16 2	25 25 16 2	25 25 16 2	25 25 16 2	25 25 16 2	25 25 16 2	25 25 16 2	25 25 16 2	25 25 16 2	25 25 16 2	
3	VAN DER MARK Michael (NED)	215 186 137	11 13 5 5	13 13 6 6	10 8 16 20	13 13 9 5	20 25 9 2	13 13 11 13	13 13 11 13	13 13 11 13	13 13 11 13	13 13 11 13	13 13 11 13	13 13 11 13	13 13 11 13	13 13 11 13	13 13 11 13	13 13 11 13	13 13 11 13	13 13 11 13	13 13 11 13	13 13 11 13	13 13 11 13	13 13 11 13	13 13 11 13	13 13 11 13	13 13 11 13	
4	LOWES Alex (GBR)	203 198 12	13 11 6 6	16 16 7 7	13 11 7 7	13 13 9 5	20 25 9 2	13 13 11 13	13 13 11 13	13 13 11 13	13 13 11 13	13 13 11 13	13 13 11 13	13 13 11 13	13 13 11 13	13 13 11 13	13 13 11 13	13 13 11 13	13 13 11 13	13 13 11 13	13 13 11 13	13 13 11 13	13 13 11 13	13 13 11 13	13 13 11 13	13 13 11 13	13 13 11 13	
5	HASLAM Leon (GBR)	187 214 16	1 16 7 7	11 11 5 5	7 13 3 3	11 8 11 4	7 11 4 4	16 16 20 6	3 20 9 9	3 20 9 9	3 20 9 9	3 20 9 9	3 20 9 9	3 20 9 9	3 20 9 9	3 20 9 9	3 20 9 9	3 20 9 9	3 20 9 9	3 20 9 9	3 20 9 9	3 20 9 9	3 20 9 9	3 20 9 9	3 20 9 9	3 20 9 9	3 20 9 9	
6	RAZGATLIOGLU Toprak (TUR)	169 232 18	10 10 4 4	6 7 1 1	8 8 3 3	7 7 16 3	11 16 3 3	11 16 3 3	11 16 3 3	11 16 3 3	11 16 3 3	11 16 3 3	11 16 3 3	11 16 3 3	11 16 3 3	11 16 3 3	11 16 3 3	11 16 3 3	11 16 3 3	11 16 3 3	11 16 3 3	11 16 3 3	11 16 3 3	11 16 3 3	11 16 3 3	11 16 3 3	11 16 3 3	
7	SYKES Tom (GBR)	152 249 17	9 3 7 7	11 4 5 5	6 9 2 2	10 9 20 10	20 10 20 9	20 10 20 9	20 10 20 9	20 10 20 9	20 10 20 9	20 10 20 9	20 10 20 9	20 10 20 9	20 10 20 9	20 10 20 9	20 10 20 9	20 10 20 9	20 10 20 9	20 10 20 9	20 10 20 9	20 10 20 9	20 10 20 9	20 10 20 9	20 10 20 9	20 10 20 9	20 10 20 9	
8	DAVIES Chaz (GBR)	150 251 2	6 9 2 2	16 16 6 6	9 11 9 9	11 9 6 7	6 7 3 3	6 7 3 3	6 7 3 3	6 7 3 3	6 7 3 3	6 7 3 3	6 7 3 3	6 7 3 3	6 7 3 3	6 7 3 3	6 7 3 3	6 7 3 3	6 7 3 3	6 7 3 3	6 7 3 3	6 7 3 3	6 7 3 3	6 7 3 3	6 7 3 3	6 7 3 3	6 7 3 3	6 7 3 3
9	MELANDRI Marco (ITA)	131 270 19	16 10 4 4	10 10 4 4	4 5 4 2	4 2 10 10	16 7 10 4	10 4 2 6	10 4 2 6	10 4 2 6	10 4 2 6	10 4 2 6	10 4 2 6	10 4 2 6	10 4 2 6	10 4 2 6	10 4 2 6	10 4 2 6	10 4 2 6	10 4 2 6	10 4 2 6	10 4 2 6	10 4 2 6	10 4 2 6	10 4 2 6	10 4 2 6	10 4 2 6	
10	CORTESE Sandro (GER)	98 303 33	8 8 3 3	9 9 3 3	9 6 1 1	3 5 8 10	8 10 9 1	8 10 9 1	8 10 9 1	8 10 9 1	8 10 9 1	8 10 9 1	8 10 9 1	8 10 9 1	8 10 9 1	8 10 9 1	8 10 9 1	8 10 9 1	8 10 9 1	8 10 9 1	8 10 9 1	8 10 9 1	8 10 9 1	8 10 9 1	8 10 9 1	8 10 9 1	8 10 9 1	
11	RINALDI Michael Ruben (ITA)	91 310 7	7 7 2 2	8 8 3 3	3 7 1 1	8 8 3 3	6 13 11 3	4 4 6 6	4 4 6 6	4 4 6 6	4 4 6 6	4 4 6 6	4 4 6 6	4 4 6 6	4 4 6 6	4 4 6 6	4 4 6 6	4 4 6 6	4 4 6 6	4 4 6 6	4 4 6 6	4 4 6 6	4 4 6 6	4 4 6 6	4 4 6 6	4 4 6 6	4 4 6 6	
12	TORRES Jordi (ESP)	86 315 5	5 2 5 6	6 9 2 2	8 6 5 1	8 6 5 1	8 6 5 1	8 6 5 1	8 6 5 1	8 6 5 1	8 6 5 1	8 6 5 1	8 6 5 1	8 6 5 1	8 6 5 1	8 6 5 1	8 6 5 1	8 6 5 1	8 6 5 1	8 6 5 1	8 6 5 1	8 6 5 1	8 6 5 1	8 6 5 1	8 6 5 1	8 6 5 1	8 6 5 1	
13	BAZ Lons (FRA)	64 337 22					4 7 13 4	13 4 13 10	13 4 13 10	13 4 13 10	13 4 13 10	13 4 13 10	13 4 13 10	13 4 13 10	13 4 13 10	13 4 13 10	13 4 13 10	13 4 13 10	13 4 13 10	13 4 13 10	13 4 13 10	13 4 13 10	13 4 13 10	13 4 13 10	13 4 13 10	13 4 13 10		
14	REITERBERGER Markus (GER)	57 344 7	3 4 2 5	1 10	10 10 6 6	5 4 1 5	5 4 1 5	5 4 1 5	5 4 1 5	5 4 1 5	5 4 1 5	5 4 1 5	5 4 1 5	5 4 1 5	5 4 1 5	5 4 1 5	5 4 1 5	5 4 1 5	5 4 1 5	5 4 1 5	5 4 1 5	5 4 1 5	5 4 1 5	5 4 1 5	5 4 1 5	5 4 1 5		
15	MERCADO Leandro (ARG)	42 359 15	2 5 4 4				3 5 6 1	10 2 4 4	10 2 4 4	10 2 4 4	10 2 4 4	10 2 4 4	10 2 4 4	10 2 4 4	10 2 4 4	10 2 4 4	10 2 4 4	10 2 4 4	10 2 4 4	10 2 4 4	10 2 4 4	10 2 4 4	10 2 4 4	10 2 4 4	10 2 4 4			
16	LAVERTY Eugene (IRL)	37 364 5	4 7 1 1	1 10 4 4	2 3 5 4																							
17	CAMIER Leon (GBR)	26 375 11	6 3 5 3	5 4 5 4																								
18	ZANETTI Lorenzo (ITA)	21 380 5				7 7 7 7																						
19	DELBIANCO Alessandro (ITA)	21 380 0		3 3		1 1 5 5	7 1 3 3																					
20	KIYONARI Ryuichi (JPN)	19 382 2	1 4 2 2	1 2																								
21	HICKMAN Peter (GBR)	14 387 5																										
22	BRIDEWELL Thomas (GBR)	12 389 2			4 4	2 6																						
23	TAKAHASHI Yuki (JPN)	11 390 1					3 8																					
24	PIRRO Michele (ITA)	10 391 1																										
25	CAVALIERI Samuele (ITA)	6 395 4																										
26	BARBERA Hector (ESP)	3 398 3				3 3																						

13/07/2019 First Line: Race 1 & 2 - Second Line: Tissot Superpole Race  
 These data/results cannot be reproduced, stored and/or transmitted in whole or in part by any manner of electronic, mechanical, photocopying, recording, broadcasting or otherwise now known or herein after developed without the previous express consent by the copyright owner, except for reproduction in daily press and regular printed publications on sale to the public within 60 days of the event related to those data/results and always provided that copyright symbol appears together as follows below.  
 © DORNA WSBK ORGANIZATION Srl 2019





## GEICO U.S. Round, 12-14 July 2019 Championship Standings

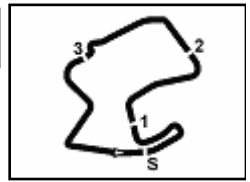
Points	Points From First	Points From Previous	Independent Riders														
			February 24 PHILLIP ISLAND	March 17 BURIRAM	April 7 ARAGON	April 14 ASSEN	May 12 IMOLA	June 9 JEREZ	June 23 MISANO	July 7 DONINGTON PARK	July 14 LAGUNA SECA	September 8 PORTIMAO	September 24 MAGNY COURS	October 13 SAN JUAN	October 26 LOSAIL		
<b>1</b> RAZGATLIOGLU Toprak (TUR)	<b>169</b>		10	6 7 1	8	7 7	16 3	11 16 3	20 6	3 20 9	16						
<b>2</b> MELANDRI Marco (ITA)	<b>131</b> 38		16 10 4	10 10 4	4 5	4 2	10	16 7	10 4	2 6	7						
<b>3</b> CORTESE Sandro (GER)	<b>98</b> 71 33		8 8 3	9 9 3	9 6 1	3 5		8 10 1	9 1	3 2							
<b>4</b> RINALDI Michael Ruben (ITA)	<b>91</b> 78 7		7 2	8 8	3 7	1	8	6 13	11 3	4 4	6						
<b>5</b> TORRES Jordi (ESP)	<b>86</b> 83 5		5 2	5 6	6 9 2	8 6	5 1	8 2	4 6	1	10						
<b>6</b> BAZ Loris (FRA)	<b>64</b> 105 22							4 7	13 4	13 10 5	8						
<b>7</b> MERCADO Leandro (ARG)	<b>42</b> 127 22		2 5	4				3 5	6 1	10 2	4						
<b>8</b> LAVERTY Eugene (IRL)	<b>37</b> 132 5		4 7 1		1 10 4	2 3					5						
<b>9</b> ZANETTI Lorenzo (ITA)	<b>21</b> 148 16						7		7 7								
<b>10</b> DELBIANCO Alessandro (ITA)	<b>21</b> 148 0			3			1	1	5	7 1	3						
<b>11</b> BRIDEWELL Thomas (GBR)	<b>12</b> 157 9						4	2 6									
<b>12</b> PIRRO Michele (ITA)	<b>10</b> 159 2								8 2								
<b>13</b> CAVALIERI Samuele (ITA)	<b>6</b> 163 4								3 3								
<b>14</b> BARBERA Hector (ESP)	<b>3</b> 166 3						3										

13/07/2019 First Line: Race 1 & 2 - Second Line: Tissot Superpole Race

These data/results cannot be reproduced, stored and/or transmitted in whole or in part by any manner of electronic, mechanical, photocopying, recording, broadcasting or otherwise now known or herein after developed without the previous express consent by the copyright owner, except for reproduction in daily press and regular printed publications on sale to the public within 60 days of the event related to those data/results and always provided that copyright symbol appears together as follows below.

© DORNA WSBK ORGANIZATION Srl 2019





## GEICO U.S. Round, 12-14 July 2019 Manufacturers Standings

WeatherTech Raceway 3.660 m

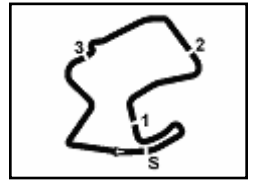
	Points	Points From First	Points From Previous	February 24 PHILLIP ISLAND		March 17 BURIRAM		April 7 ARAGON		April 14 ASSEN		May 12 IMOLA		June 9 JEREZ		June 23 MISANO		July 7 DONINGTON PARK		July 14 LAGUNA SECA		September 8 PORTIMAO		September 24 MAGNY COURS		October 13 SAN JUAN		October 26 LOSAIL			
				1	2	1	2	1	2	1	2	1	2	1	2	1	2	1	2	1	2	1	2	1	2	1	2	1	2	1	2
1 KAWASAKI	403			20	20	20	20	20	20	20	16	25	12	13	20	25	25	25	25	25	25										
2 DUCATI	402	1		25	25	25	25	25	25	20	25	20	9	25	13	16	11	6	16	6	16										
3 YAMAHA	291	112	111	16	13	16	16	13	11	16	20	13	6	20	25	13	13	13	13	13	13										
4 BMW	169	234	122	9	4	7	5	11	4	10	10	6	2	10	9	20	10	20	9	13	13										
5 HONDA	55	348	114	6		3	4	5	3	5	4	2		1	3	8		7	1	3	3										

13/07/2019 First Line: Race 1 & 2 - Second Line: Tissot Superpole Race

These data/results cannot be reproduced, stored and/or transmitted in whole or in part by any manner of electronic, mechanical, photocopying, recording, broadcasting or otherwise now known or herein after developed without the previous express consent by the copyright owner, except for reproduction in daily press and regular printed publications on sale to the public within 60 days of the event related to those data/results and always provided that copyright symbol appears together as follows below.

© DORNA WSBK ORGANIZATION Srl 2019





## GEICO U.S. Round, 12-14 July 2019 Provisional Starting Grid - Tissot Superpole Race 10 Laps x 3,660 km = 36,600 km

WeatherTech Raceway 3.660 m

Rank	Number	Name	Team	Time	Grid
1	1	REA J.	Kawasaki	1'21.876	1
2	66	SYKES T.	BMW	1'22.444	2
3	54	RAZGATLIOGLU T.	Kawasaki	1'22.875	3
4	50	LAVERTY E.	Ducati	1'23.232	4
5	11	CORTESE S.	Yamaha	1'23.562	5
6	95	BEACH J.	Yamaha	1'24.152	6
7	23	KIYONARI R.	Honda	1'24.701	7
8	22	LOWES A.	Yamaha	1'23.076	
9	76	BAZ L.	Yamaha	1'23.185	
10	28	REITERBERGER M.	BMW	1'23.454	
11	21	RINALDI M.	Ducati	1'23.740	
12	36	MERCADO L.	Kawasaki	1'23.519	
13	33	MELANDRI M.	Yamaha	1'24.478	
14	19	BAUTISTA A.	Ducati	1'22.048	
15	60	VAN DER MARK M.	Yamaha	1'23.904	
16	91	HASLAM L.	Kawasaki	1'22.449	
17	7	DAVIES C.	Ducati	1'21.885	
18	81	TORRES J.	Kawasaki	1'22.743	
19	52	DELBIANCO A.	Honda	1'24.479	

13/07/2019 The Race Director .....

These data/results cannot be reproduced, stored and/or transmitted in whole or in part by any manner of electronic, mechanical, photocopying, recording, broadcasting or otherwise now known or herein after developed without the previous express consent by the copyright owner, except for reproduction in daily press and regular printed publications on sale to the public within 60 days of the event related to those data/results and always provided that copyright symbol appears together as follows below.

© DORNA WSBK ORGANIZATION Srl 2019

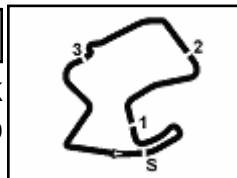
FKR PERUGIA TIMING



Official Tyre Supplier



Official Timekeeper



## GEICO U.S. Round, 12-14 July 2019 Best Laps & Speeds

WeatherTech Raceway 3.660 m

No.	Rider Bike	Nat	Best Lap		FP1		FP2		FP3		SP		RC1	
			LL	SPD	LL	SPD	LL	SPD	LL	SPD	LL	SPD	LL	SPD
1	<b>J. REA</b> Kawasaki ZX-10RR	GBR	<b>1'21.876</b> 95 253,9		1'23.440 21 252,1		1'23.419 24 <b>253,9</b>		1'23.089 12 252,1		<b>1'21.876</b> 13 253,3		1'23.100 25 253,3	
2	<b>C. DAVIES</b> Ducati Panigale V4 R	GBR	<b>1'21.885</b> 98 260,1		1'24.300 22 256,4		1'23.387 26 259,5		1'23.460 11 257,0		<b>1'21.885</b> 14 257,6		1'23.028 25 <b>260,1</b>	
3	<b>A. BAUTISTA</b> Ducati Panigale V4 R	ESP	<b>1'22.048</b> 96 264,6		1'24.470 23 260,7		1'23.650 26 261,4		1'23.478 8 262,0		<b>1'22.048</b> 15 <b>264,6</b>		1'22.945 24 264,0	
4	<b>T. SYKES</b> BMW S1000 RR	GBR	<b>1'22.444</b> 87 256,4		1'23.986 20 250,4		1'23.797 21 250,9		1'23.966 9 248,0		<b>1'22.444</b> 12 252,1		1'23.713 25 <b>256,4</b>	
5	<b>L. HASLAM</b> Kawasaki ZX-10RR	GBR	<b>1'22.449</b> 73 254,5		1'24.625 24 251,5		1'23.852 23 253,3		1'23.714 11 252,1		<b>1'22.449</b> 12 <b>254,5</b>		1'24.198 3 253,3	
6	<b>J. TORRES</b> Kawasaki ZX-10RR	ESP	<b>1'22.743</b> 97 251,5		1'24.745 23 248,0		1'24.339 21 247,5		1'23.780 14 249,2		<b>1'22.743</b> 14 248,0		1'23.632 25 <b>251,5</b>	
7	<b>T. RAZGATLIOGLU</b> Kawasaki ZX-10RR	TUR	<b>1'22.875</b> 98 255,1		1'24.187 27 250,4		1'23.943 24 250,9		1'23.503 8 250,4		<b>1'22.875</b> 14 251,5		1'23.389 25 <b>255,1</b>	
8	<b>A. LOWES</b> Yamaha YZF R1	GBR	<b>1'23.076</b> 88 252,1		1'24.231 15 249,2		1'24.212 22 249,2		1'23.620 14 250,9		<b>1'23.076</b> 12 250,9		1'23.977 25 <b>252,1</b>	
9	<b>L. BAZ</b> Yamaha YZF R1	FRA	<b>1'23.185</b> 88 248,6		1'24.588 24 248,0		1'23.925 21 247,5		1'23.921 12 246,3		<b>1'23.185</b> 6 244,6		1'24.286 25 <b>248,6</b>	
10	<b>E. LAVERTY</b> Ducati Panigale V4 R	IRL	<b>1'23.232</b> 82 257,6		1'25.158 18 250,4		1'24.939 18 255,1		1'24.733 10 251,5		<b>1'23.232</b> 11 <b>257,6</b>		1'25.003 25 255,7	
11	<b>M. REITERBERGER</b> BMW S1000 RR	GER	<b>1'23.454</b> 102 250,4		1'26.114 26 237,6		1'25.000 22 245,7		1'24.398 14 245,7		<b>1'23.454</b> 15 <b>250,4</b>		1'24.665 25 248,6	
12	<b>L. MERCADO</b> Kawasaki ZX-10RR	ARG	<b>1'23.519</b> 104 253,3		1'24.921 24 248,6		1'24.731 27 246,9		1'24.188 13 248,6		<b>1'23.519</b> 15 249,8		1'25.055 25 <b>253,3</b>	
13	<b>S. CORTESE</b> Yamaha YZF R1	GER	<b>1'23.562</b> 94 252,1		1'25.098 23 242,4		1'24.405 23 247,5		1'24.301 10 250,9		<b>1'23.562</b> 13 <b>252,1</b>		1'24.840 25 250,9	
14	<b>M. RINALDI</b> Ducati Panigale V4 R	ITA	<b>1'23.740</b> 92 258,8		1'26.094 22 250,4		1'25.501 23 253,3		1'24.901 11 258,2		<b>1'23.740</b> 11 <b>258,8</b>		1'25.226 25 <b>258,8</b>	
15	<b>M. VAN DER MARK</b> Yamaha YZF R1	NED	<b>1'23.904</b> 84 252,7		1'24.247 21 250,4		1'24.670 22 <b>252,7</b>		1'24.415 11 248,6		<b>1'23.904</b> 5 248,0		1'24.302 25 250,9	
16	<b>J. BEACH</b> Yamaha YZF R1	USA	<b>1'24.152</b> 85 251,5		1'26.094 22 248,0		1'24.973 27 249,2		1'24.792 11 248,0		<b>1'24.152</b> 13 247,5		1'24.655 12 <b>251,5</b>	
17	<b>M. MELANDRI</b> Yamaha YZF R1	ITA	<b>1'24.399</b> 94 253,3		1'24.614 21 248,6		1'24.564 22 249,2		<b>1'24.399</b> 14 246,9		1'24.478 12 249,2		1'24.462 25 <b>253,3</b>	
18	<b>A. DELBIANCO</b> Honda CBR1000RR	ITA	<b>1'24.479</b> 95 248,6		1'25.983 23 237,0		1'26.251 22 241,3		1'25.140 12 243,0		<b>1'24.479</b> 13 243,5		1'25.225 25 <b>248,6</b>	
19	<b>R. KIYONARI</b> Honda CBR1000RR	JPN	<b>1'24.701</b> 101 244,6		1'25.858 25 240,8		1'25.922 22 239,2		1'26.263 14 238,6		<b>1'24.701</b> 15 240,2		1'25.547 25 <b>244,6</b>	

13/07/2019

These data/results cannot be reproduced, stored and/or transmitted in whole or in part by any manner of electronic, mechanical, photocopying, recording, broadcasting or otherwise now known or herein after developed without the previous express consent by the copyright owner, except for reproduction in daily press and regular printed publications on sale to the public within 60 days of the event related to those data/results and always provided that copyright symbol appears together as follows below.

© DORNA WSBK ORGANIZATION Srl 2019

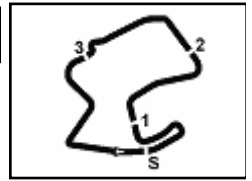
FICR PERUGIA TIMING



Official Tyre Supplier



Official Timekeeper



**GEICO U.S. Round, 12-14 July 2019**  
**Pirelli Best Lap Award**

WeatherTech Raceway 3.660 m

	Points	Points From First	Points From Previous	February 24 PHILLIP ISLAND	March 17 BURIRAM	April 7 ARAGON	April 14 ASSEN	May 12 IMOLA	June 9 JEREZ	June 23 MISANO	July 7 DONINGTON PARK	July 14 LAGUNA SECA	September 8 PORTIMAO	September 24 MAGNY COURS	October 13 SAN JUAN	October 26 LOSAIL		
<b>1 BAUTISTA</b> Alvaro (ESP)	<b>10</b>			1 1	1 1	1 1	1 1		1			1						
<b>2 REA</b> Jonathan (GBR)	<b>3</b>	7						1	1	1								
<b>3 RAZGATLIOGLU</b> Toprak (TUR)	<b>2</b>	8	1							1	1							
<b>4 SYKES</b> Tom (GBR)	<b>1</b>	9	1								1							

13/07/2019 First Line: Race 1 & 2 - Second Line: Tissot Superpole Race

These data/results cannot be reproduced, stored and/or transmitted in whole or in part by any manner of electronic, mechanical, photocopying, recording, broadcasting or otherwise now known or herein after developed without the previous express consent by the copyright owner, except for reproduction in daily press and regular printed publications on sale to the public within 60 days of the event related to those data/results and always provided that copyright symbol appears together as follows below.

© DORNA WSBK ORGANIZATION Srl 2019

FIKR PERUGIA TIMING



Official Tyre Supplier



Official Timekeeper