

## GEICO U.S. Round, 12-14 July 2019 Chronological Analysis Race 2

WeatherTech Raceway 3.660 m

Start at 14:00'18.671

**1 / 4**

1° 7 C. DAVIES (1'22.976)							
Lap	Seg.1	Seg.2	Seg.3	Seg.4	Lap Time	km/h	Local Time
1		17.343	19.235	24.853	1'28.618		14:01'47.289
2	21.840	17.482	19.123	<b>24.787</b>	1'23.232	254,6	14:03'10.521
3	<b>21.767</b>	<b>17.327</b>	19.087	24.795	<b>1'22.976</b>	255,2	14:04'33.497
4	21.928	17.498	<b>19.019</b>	24.953	1'23.398	<b>256,4</b>	14:05'56.895
5	21.783	17.442	19.066	24.877	1'23.168	255,2	14:07'20.063
6	21.883	17.407	19.111	24.942	1'23.343	255,8	14:08'43.406
7	21.937	17.463	19.326	24.991	1'23.717	255,2	14:10'07.123
8	21.929	17.492	19.069	24.869	1'23.359	<b>256,4</b>	14:11'30.482
9	21.913	17.442	19.226	25.067	1'23.648	254,6	14:12'54.130
10	21.913	17.448	19.177	25.009	1'23.547	255,2	14:14'17.677
11	21.932	17.582	19.246	24.954	1'23.714	<b>256,4</b>	14:15'41.391
12	22.003	17.486	19.193	25.036	1'23.718	<b>256,4</b>	14:17'05.109
13	21.913	17.585	19.158	25.062	1'23.718	255,8	14:18'28.827
14	21.981	17.512	19.171	25.249	1'23.913	254,6	14:19'52.740
15	21.995	17.576	19.158	25.151	1'23.880	254,0	14:21'16.620
16	22.100	17.525	19.121	25.067	1'23.813	255,2	14:22'40.433
17	22.193	17.610	19.453	25.218	1'24.474	250,4	14:24'04.907
18	22.115	17.610	19.226	25.265	1'24.216	253,4	14:25'29.123
19	22.144	17.674	19.384	25.270	1'24.472	252,8	14:26'53.595
20	22.205	17.656	19.372	25.265	1'24.498	252,8	14:28'18.093
21	22.164	17.756	19.451	25.423	1'24.794	254,0	14:29'42.887
22	22.349	17.712	19.409	25.364	1'24.834	247,5	14:31'07.721
23	22.465	17.699	19.543	25.448	1'25.155	251,6	14:32'32.876
24	22.457	17.804	19.589	25.518	1'25.368	249,8	14:33'58.244
25	22.419	17.868	19.662	25.991	1'25.940	251,0	14:35'24.184
Race Time 35'05.513							

2° 1 J. REA (1'23.003)							
Lap	Seg.1	Seg.2	Seg.3	Seg.4	Lap Time	km/h	Local Time
1		17.278	<b>19.111</b>	25.041	1'28.876		14:01'47.547
2	21.791	17.397	19.256	24.953	1'23.397	251,0	14:03'10.944
3	<b>21.755</b>	<b>17.186</b>	19.219	<b>24.843</b>	<b>1'23.003</b>	252,2	14:04'33.947
4	21.888	17.344	19.243	24.929	1'23.404	251,0	14:05'57.351
5	21.866	17.325	19.183	24.880	1'23.254	<b>252,8</b>	14:07'20.605
6	21.935	17.310	19.190	24.973	1'23.408	251,6	14:08'44.013
7	21.972	17.357	19.193	25.052	1'23.574	251,6	14:10'07.587
8	21.925	17.381	19.289	24.941	1'23.536	252,2	14:11'31.123
9	21.985	17.463	19.214	24.991	1'23.653	249,8	14:12'54.776
10	22.100	17.436	19.223	25.135	1'23.894	251,6	14:14'18.670
11	21.971	17.495	19.289	25.181	1'23.936	251,0	14:15'42.606
12	22.156	17.503	19.509	25.074	1'24.242	251,0	14:17'06.848
13	22.200	17.549	19.271	25.089	1'24.109	249,8	14:18'30.957
14	22.115	17.464	19.295	25.237	1'24.111	248,7	14:19'55.068
15	22.101	17.542	19.303	25.207	1'24.153	250,4	14:21'19.221
16	22.216	17.573	19.422	25.314	1'24.525	246,9	14:22'43.746
17	22.270	17.580	19.344	25.448	1'24.642	250,4	14:24'08.388
18	22.269	17.648	19.371	25.317	1'24.605	243,0	14:25'32.993
19	22.095	17.588	19.398	25.326	1'24.407	248,7	14:26'57.400
20	22.279	17.716	19.479	25.343	1'24.817	250,4	14:28'22.217
21	22.180	17.640	19.456	25.271	1'24.547	249,8	14:29'46.764
22	22.259	17.950	19.623	25.450	1'25.282	248,7	14:31'12.046
23	22.396	17.649	19.503	25.475	1'25.023	249,2	14:32'37.069
24	22.366	17.768	19.694	25.399	1'25.227	248,1	14:34'02.296
25	22.312	17.755	19.602	25.552	1'25.221	248,7	14:35'27.517
Race Time 35'08.846							

3° 54 T. RAZGATLIOGLU (1'23.344)							
Lap	Seg.1	Seg.2	Seg.3	Seg.4	Lap Time	km/h	Local Time
1		17.484	19.180	<b>24.902</b>	1'29.202		14:01'47.873
2	<b>21.871</b>	<b>17.355</b>	19.170	24.948	<b>1'23.344</b>	251,6	14:03'11.217
3	21.920	17.380	19.245	24.973	1'23.518	<b>254,0</b>	14:04'34.735
4	21.958	17.366	19.243	24.997	1'23.564	251,6	14:05'58.299
5	21.899	17.400	<b>19.121</b>	24.970	1'23.390	253,4	14:07'21.689

6	21.909	17.404	19.204	25.024	1'23.541	253,4	14:08'45.230
7	21.907	17.458	19.228	25.109	1'23.702	251,6	14:10'08.932
8	22.021	17.533	19.252	25.076	1'23.882	251,6	14:11'32.814
9	22.058	17.521	19.304	25.194	1'24.077	250,4	14:12'56.891
10	22.087	17.505	19.190	25.135	1'23.917	248,7	14:14'20.808
11	22.077	17.517	19.356	25.230	1'24.180	250,4	14:15'44.988
12	22.200	17.591	19.363	25.172	1'24.326	251,0	14:17'09.314
13	22.184	17.572	19.336	25.243	1'24.335	249,8	14:18'33.649
14	22.216	17.500	19.414	25.285	1'24.415	249,8	14:19'58.064
15	22.160	17.582	19.413	25.443	1'24.598	249,8	14:21'22.662
16	22.246	17.657	19.570	25.392	1'24.865	247,5	14:22'47.527
17	22.288	17.584	19.460	25.331	1'24.663	250,4	14:24'12.190
18	22.176	17.652	19.378	25.358	1'24.564	250,4	14:25'36.754
19	22.187	17.679	19.588	25.378	1'24.832	249,2	14:27'01.586
20	22.295	17.789	19.531	25.697	1'25.312	248,1	14:28'26.898
21	22.337	17.764	19.680	25.450	1'25.211	245,8	14:29'52.109
22	22.342	17.785	19.603	25.601	1'25.331	245,2	14:31'17.440
23	22.409	17.753	19.787	25.719	1'25.668	247,5	14:32'43.108
24	22.471	17.839	19.841	25.640	1'25.791	246,9	14:34'08.899
25	22.535	17.934	19.859	26.615	1'26.943	244,7	14:35'35.842
Race Time 35'17.171							

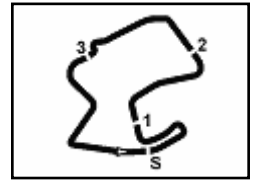
4° 22 A. LOWES (1'23.711)							
Lap	Seg.1	Seg.2	Seg.3	Seg.4	Lap Time	km/h	Local Time
1		17.639	19.335	25.038	1'30.170		14:01'48.841
2	<b>21.987</b>	<b>17.403</b>	19.306	<b>25.015</b>	<b>1'23.711</b>	251,0	14:03'12.552
3	21.996	17.456	19.605	25.061	1'24.118	252,2	14:04'36.670
4	22.135	17.648	19.367	25.306	1'24.456	253,4	14:06'01.126
5	22.035	17.492	19.283	25.212	1'24.022	252,8	14:07'25.148
6	22.157	17.600	19.330	25.227	1'24.314	<b>254,0</b>	14:08'49.462
7	22.183	17.491	19.315	25.181	1'24.170	251,0	14:10'13.632
8	22.185	17.637	19.335	25.146	1'24.303	253,4	14:11'37.935
9	22.231	17.601	<b>19.229</b>	25.108	1'24.169	249,2	14:13'02.104
10	22.183	17.859	19.312	25.179	1'24.533	249,8	14:14'26.637
11	22.237	17.601	19.293	25.190	1'24.321	249,2	14:15'50.958
12	22.240	17.538	19.336	25.235	1'24.349	252,2	14:17'15.307
13	22.265	17.575	19.462	25.421	1'24.723	250,4	14:18'40.030
14	22.488	17.649	19.499	25.256	1'24.892	248,7	14:20'04.922
15	22.326	17.636	19.514	25.303	1'24.779	248,1	14:21'29.701
16	22.222	17.623	19.455	25.375	1'24.675	248,7	14:22'54.376
17	22.236	17.556	19.431	25.363	1'24.586	248,7	14:24'18.962
18	22.308	17.563	19.399	25.360	1'24.630	248,1	14:25'43.592
19	22.381	17.598	19.462	25.459	1'24.900	248,7	14:27'08.492
20	22.377	17.746	19.473	25.439	1'25.035	246,4	14:28'33.527
21	22.329	17.735	19.591	25.467	1'25.122	246,9	14:29'58.649
22	22.425	17.665	19.506	25.433	1'25.029	246,4	14:31'23.678
23	22.349	17.735	19.737	25.664	1'25.485	248,7	14:32'49.163
24	22.494	17.832	19.627	25.658	1'25.611	247,5	14:34'14.774
25	22.373	17.862	19.700	25.734	1'25.669	248,7	14:35'40.443
Race Time 35'21.772							

5° 66 T. SYKES (1'23.829)							
Lap	Seg.1	Seg.2	Seg.3	Seg.4	Lap Time	km/h	Local Time
1		17.616	19.362	<b>24.916</b>	1'29.790		14:01'48.461
2	22.068	<b>17.407</b>	19.312	25.042	<b>1'23.829</b>	249,8	14:03'12.290
3	<b>22.033</b>	17.453	19.610	25.079	1'24.175	<b>251,0</b>	14:04'36.465
4	22.198	17.534	19.280	25.154	1'24.166	248,7	14:06'00.631
5	22.105	17.602	19.353	25.223	1'24.283	248,7	14:07'24.914
6	22.152	17.565	19.401	25.128	1'24.246	249,8	14:08'49.160
7	22.126	17.531	19.350	25.213	1'24.220	249,8	14:10'13.380
8	22.194	17.562	19.355	25.026	1'24.137	248,1	14:11'37.517
9	22.192	17.510	19.374	25.203	1'24.279	250,4	14:13'01.796
10	22.270	17.617	19.361	25.177	1'24.425	<b>251,0</b>	14:14'26.221
11	22.144	17.581	<b>19.276</b>	25.281	1'24.282	248,1	14:15'50.503
12	22.241	17.603	19.438	25.167	1'24.449	250,4	14:17'14.952

14/07/2019

P = Pits In/Out - C = Lap Time Cancelled

These data/results cannot be reproduced, stored and/or transmitted in whole or in part by any manner of electronic, mechanical, photocopying, recording, broadcasting or otherwise now known or herein after developed without the previous express consent by the copyright owner, except for reproduction in daily press and regular printed publications on sale to the public



## GEICO U.S. Round, 12-14 July 2019 Chronological Analysis Race 2

WeatherTech Raceway 3.660 m

Start at 14:00'18.671

2 / 4

13	22.338	17.593	19.483	25.336	1'24.750	242,4	14:18'39.702	20	22.491	17.782	19.742	25.579	1'25.594	243,0	14:28'41.278
14	22.621	17.657	20.594	25.401	1'26.273	244,1	14:20'05.975	21	22.545	17.819	19.491	25.439	1'25.294	242,4	14:30'06.572
15	22.413	17.606	19.530	25.319	1'24.868	248,7	14:21'30.843	22	22.503	17.750	19.563	25.523	1'25.339	243,0	14:31'31.911
16	22.338	17.721	19.479	25.296	1'24.834	249,2	14:22'55.677	23	22.538	17.724	19.511	25.511	1'25.284	243,6	14:32'57.195
17	22.328	17.623	19.433	25.286	1'24.670	<b>251,0</b>	14:24'20.347	24	22.492	17.832	19.455	25.472	1'25.251	241,4	14:34'22.446
18	22.403	17.717	19.669	25.340	1'25.129	249,8	14:25'45.476	25	22.469	17.843	19.522	25.541	1'25.375	242,4	14:35'47.821
19	22.425	17.726	19.625	25.347	1'25.123	249,2	14:27'10.599								Race Time 35'29.150
20	22.476	17.798	19.620	25.355	1'25.249	247,5	14:28'35.848								
21	22.334	17.635	19.621	25.251	1'24.841	250,4	14:30'00.689								
22	22.331	17.648	19.509	25.356	1'24.844	249,8	14:31'25.533								
23	22.372	17.667	19.467	25.437	1'24.943	249,8	14:32'50.476								
24	22.395	17.672	19.522	25.502	1'25.091	249,2	14:34'15.567								
25	22.394	17.678	19.578	25.790	1'25.440	249,2	14:35'41.007								

Race Time 35'22.336

6° 91 L. HASLAM (1'23.805)							
Lap	Seg.1	Seg.2	Seg.3	Seg.4	Lap Time	km/h	Local Time
1		17.546	19.549	<b>25.011</b>	1'30.401		14:01'49.072
2	22.060	17.417	<b>19.247</b>	25.081	<b>1'23.805</b>	<b>256,4</b>	14:03'12.877
3	<b>21.968</b>	<b>17.406</b>	19.595	25.101	1'24.070	255,8	14:04'36.947
4	22.113	17.506	19.490	25.251	1'24.360	255,2	14:06'01.307
5	22.150	17.484	19.363	25.162	1'24.159	254,6	14:07'25.466
6	22.089	17.696	19.311	25.216	1'24.312	255,2	14:08'49.778
7	22.165	17.533	19.258	25.206	1'24.162	254,0	14:10'13.940
8	22.196	17.717	19.292	25.100	1'24.305	254,0	14:11'38.245
9	22.259	17.552	19.293	25.166	1'24.270	252,8	14:13'02.515
10	22.246	17.594	19.333	25.193	1'24.366	253,4	14:14'26.881
11	22.400	17.595	19.274	25.210	1'24.479	252,8	14:15'51.360
12	22.251	17.606	19.538	25.283	1'24.678	254,6	14:17'16.038
13	22.284	17.592	19.522	25.421	1'24.819	250,4	14:18'40.857
14	22.445	17.669	19.766	25.433	1'25.313	252,8	14:20'06.170
15	22.418	17.707	19.441	25.274	1'24.840	252,2	14:21'31.010
16	22.351	17.755	19.466	25.308	1'24.880	251,6	14:22'55.890
17	22.436	17.648	19.352	25.311	1'24.747	254,0	14:24'20.637
18	22.349	17.665	19.690	25.583	1'25.287	252,2	14:25'45.924
19	22.364	17.656	19.519	25.439	1'24.978	251,6	14:27'10.902
20	22.411	17.752	19.567	25.465	1'25.195	251,6	14:28'36.097
21	22.294	17.662	19.719	25.455	1'25.130	252,8	14:30'01.227
22	22.471	17.705	19.546	25.292	1'25.014	251,6	14:31'26.241
23	22.504	17.742	19.613	25.583	1'25.442	251,6	14:32'51.683
24	22.636	17.806	19.535	25.677	1'25.654	252,2	14:34'17.337
25	22.683	17.946	19.745	25.922	1'26.296	249,8	14:35'43.633

Race Time 35'24.962

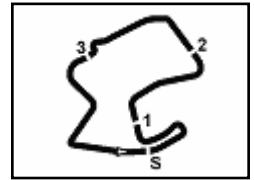
7° 76 L. BAZ (1'23.968)							
Lap	Seg.1	Seg.2	Seg.3	Seg.4	Lap Time	km/h	Local Time
1		17.661	19.555	25.262	1'31.074		14:01'49.745
2	22.194	17.473	19.318	25.100	1'24.085	245,8	14:03'13.830
3	<b>22.172</b>	<b>17.423</b>	<b>19.287</b>	<b>25.086</b>	<b>1'23.968</b>	245,2	14:04'37.798
4	22.386	17.553	20.151	25.286	1'25.376	<b>247,5</b>	14:06'03.174
5	22.222	17.539	19.331	25.252	1'24.344	246,4	14:07'27.518
6	22.193	17.547	19.402	25.224	1'24.366	245,2	14:08'51.884
7	22.314	17.592	19.369	25.283	1'24.558	245,8	14:10'16.442
8	22.271	17.597	19.294	25.211	1'24.373	246,4	14:11'40.815
9	22.279	17.592	19.371	25.150	1'24.392	246,9	14:13'05.207
10	22.392	17.629	19.383	25.275	1'24.679	246,9	14:14'29.886
11	22.381	17.619	19.393	25.387	1'24.780	246,4	14:15'54.666
12	22.530	17.706	19.455	25.319	1'25.010	<b>247,5</b>	14:17'19.676
13	22.495	17.737	19.440	25.299	1'24.971	246,4	14:18'44.647
14	22.490	17.673	19.444	25.378	1'24.985	246,9	14:20'09.632
15	22.381	17.641	19.373	25.352	1'24.747	245,2	14:21'34.379
16	22.548	17.724	19.382	25.417	1'25.071	<b>247,5</b>	14:22'59.450
17	22.530	17.748	19.460	25.348	1'25.086	243,0	14:24'24.536
18	22.678	17.759	19.438	25.526	1'25.401	241,4	14:25'49.937
19	22.575	17.891	19.717	25.564	1'25.747	239,7	14:27'15.684

Race Time 35'31.432

8° 81 J. TORRES (1'24.017)							
Lap	Seg.1	Seg.2	Seg.3	Seg.4	Lap Time	km/h	Local Time
1		17.652	19.555	25.119	1'30.708		14:01'49.379
2	22.087	17.461	19.407	<b>25.062</b>	<b>1'24.017</b>	<b>252,2</b>	14:03'13.396
3	<b>22.013</b>	<b>17.413</b>	19.576	25.192	1'24.194	249,8	14:04'37.590
4	22.227	17.535	19.682	25.260	1'24.704	249,2	14:06'02.294
5	22.122	17.548	19.586	25.283	1'24.539	249,2	14:07'26.833
6	22.121	17.570	19.464	25.181	1'24.336	250,4	14:08'51.169
7	22.183	17.577	19.747	25.191	1'24.698	248,1	14:10'15.867
8	22.115	17.653	<b>19.350</b>	25.181	1'24.299	248,7	14:11'40.166
9	22.213	17.683	19.526	25.165	1'24.587	247,5	14:13'04.753
10	22.240	17.834	19.439	25.269	1'24.782	247,5	14:14'29.535
11	22.359	17.686	19.467	25.455	1'24.967	248,1	14:15'54.502
12	22.371	17.700	19.485	25.368	1'24.924	246,9	14:17'19.426
13	22.291	17.784	19.456	25.395	1'24.926	246,9	14:18'44.352
14	22.225	17.726	19.505	25.314	1'24.770	246,9	14:20'09.122
15	22.285	17.726	19.554	25.481	1'25.046	247,5	14:21'34.168
16	22.301	17.843	19.518	25.294	1'24.956	246,4	14:22'59.124
17	22.422	17.716	20.330	25.477	1'25.945	248,1	14:24'25.069
18	22.595	17.822	19.556	25.406	1'25.379	248,1	14:25'50.448
19	22.412	17.787	19.695	25.594	1'25.488	248,1	14:27'15.936
20	22.474	17.821	19.716	25.495	1'25.506	248,1	14:28'41.442
21	22.580	17.870	19.525	25.497	1'25.472	245,8	14:30'06.914
22	22.419	17.808	19.642	25.471	1'25.340	248,7	14:31'32.254
23	22.458	17.862	19.536	25.544	1'25.400	249,2	14:32'57.654
24	22.586	17.823	19.745	25.408	1'25.562	248,7	14:34'23.216
25	22.495	17.801	19.679	25.565	1'25.540	246,9	14:35'48.756

Race Time 35'30.085

9° 33 M. MELANDRI (1'24.214)							
Lap	Seg.1	Seg.2	Seg.3	Seg.4	Lap Time	km/h	Local Time
1		18.014	19.826	25.286	1'32.544		14:01'51.215
2	22.117	17.657	19.734	25.392	1'24.900	<b>251,6</b>	14:03'16.115
3	<b>22.028</b>	17.635	19.480	<b>25.071</b>	<b>1'24.214</b>	248,1	14:04'40.329
4	22.384	17.590	19.614	25.245	1'24.833	249,2	14:06'05.162
5	22.209	17.694	19.468	25.315	1'24.686	249,2	14:07'29.848
6	22.111	<b>17.540</b>	19.502	25.229	1'24.382	250,4	14:08'54.230
7	22.198	17.563	19.654	25.372	1'24.787	249,2	14:10'19.017
8	22.191	17.649	19.487	25.300	1'24.627	247,5	14:11'43.644
9	22.184	17.607	19.518	25.332	1'24.641	248,7	14:13'08.285
10	22.219	17.623	19.559	25.476	1'24.877	249,8	14:14'33.162
11	22.189	17.627	19.846	25.548	1'25.210	249,2	14:15'58.372
12	22.232	17.881	19.597	25.325	1'25.035	247,5	14:17'23.407
13	22.198	17.825	19.705	25.432	1'25.160	249,2	14:18'48.567
14	22.252	17.595	19.582	25.347	1'24.776	247,5	14:20'13.343
15	22.220	17.693	19.518	25.450	1'24.881	248,1	14:21'38.224
16	22.244	17.725	19.562	25.370	1'24.901	248,1	14:23'03.125
17	22.258	17.663	19.539	25.523	1'24.983	248,7	14:24'28.108
18	22.356	17.652	19.696	25.525	1'25.229	247,5	14:25'53.337
19	22.278	17.672	19.517	25.474	1'24.941	248,7	14:27'18.278
20	22.371	17.854	19.767	25.444	1'25.436	249,8	14:28'43.714
21	22.296	17.743	19.585	25.306	1'24.930	250,4	14:30'08.644
22	22.254	17.758	<b>19.441</b>	25.426	1'24.879	<b>251,6</b>	14:31'33.523
23	22.278	17.718	19.491	25.389	1'24.876	249,8	14:32'58.399
24	22.349	17.826	19.594	25.452	1'25.221	249,2	14:34'23.620
25	22.364	18.063	19.926	26.130	1'26.483	250,4	14:35'50.103



## GEICO U.S. Round, 12-14 July 2019 Chronological Analysis Race 2

WeatherTech Raceway 3.660 m

Start at 14:00'18.671

**3 / 4**

10° 21 M. RINALDI (1'24.492)							
Lap	Seg.1	Seg.2	Seg.3	Seg.4	Lap Time	km/h	Local Time
1		18.343	20.157	25.688	1'33.985		14:01'52.656
2	22.438	17.631	19.923	25.359	1'25.351	255,2	14:03'18.007
3	22.534	17.641	19.735	25.251	1'25.161	245,2	14:04'43.168
4	22.542	17.722	<b>19.482</b>	25.161	1'24.907	246,4	14:06'08.075
5	22.184	17.626	19.581	25.219	1'24.610	258,9	14:07'32.685
6	<b>22.158</b>	<b>17.605</b>	19.496	25.233	<b>1'24.492</b>	259,5	14:08'57.177
7	22.203	17.672	19.530	25.247	1'24.652	<b>261,4</b>	14:10'21.829
8	22.375	17.685	19.563	25.151	1'24.774	257,6	14:11'46.603
9	22.285	17.667	19.748	25.313	1'25.013	258,3	14:13'11.616
10	22.446	17.668	19.768	25.228	1'25.110	260,1	14:14'36.726
11	22.480	17.727	19.667	25.490	1'25.364	252,2	14:16'02.090
12	22.431	17.696	19.693	25.295	1'25.115	254,6	14:17'27.205
13	22.535	17.769	19.780	25.396	1'25.480	245,2	14:18'52.685
14	22.323	17.626	19.519	25.281	1'24.749	255,8	14:20'17.434
15	22.361	17.655	19.678	25.344	1'25.038	255,8	14:21'42.472
16	22.475	17.716	19.690	25.277	1'25.158	255,8	14:23'07.630
17	22.463	17.738	19.615	25.331	1'25.147	256,4	14:24'32.777
18	22.594	17.787	19.570	25.324	1'25.275	257,6	14:25'58.052
19	22.565	17.823	19.587	25.412	1'25.387	256,4	14:27'23.439
20	22.443	17.781	19.722	25.274	1'25.220	257,6	14:28'48.659
21	22.314	17.791	19.617	<b>25.129</b>	1'24.851	258,9	14:30'13.510
22	22.379	17.757	19.558	25.378	1'25.072	257,0	14:31'38.582
23	22.590	17.820	19.736	25.327	1'25.473	257,0	14:33'04.055
24	22.597	17.899	19.684	25.332	1'25.512	246,4	14:34'29.567
25	22.458	17.757	19.647	25.497	1'25.359	251,0	14:35'54.926
Race Time 35'36.255							

11° 36 L. MERCADO (1'24.386)							
Lap	Seg.1	Seg.2	Seg.3	Seg.4	Lap Time	km/h	Local Time
1		18.195	19.757	25.336	1'32.082		14:01'50.753
2	22.353	17.744	20.030	25.459	1'25.586	<b>249,2</b>	14:03'16.339
3	<b>22.146</b>	<b>17.530</b>	19.580	<b>25.130</b>	<b>1'24.386</b>	247,5	14:04'40.725
4	22.231	17.663	19.560	25.393	1'24.847	247,5	14:06'05.572
5	22.359	17.661	19.461	25.285	1'24.766	245,2	14:07'30.338
6	22.275	17.574	19.452	25.235	1'24.536	243,0	14:08'54.874
7	22.236	17.672	19.404	25.245	1'24.557	245,2	14:10'19.431
8	22.281	17.686	19.475	25.261	1'24.703	<b>249,2</b>	14:11'44.134
9	22.354	17.634	19.499	25.344	1'24.831	245,8	14:13'08.965
10	22.289	17.644	19.498	25.481	1'24.912	246,9	14:14'33.877
11	22.355	17.665	19.452	25.461	1'24.933	248,7	14:15'58.810
12	22.342	17.705	19.486	25.508	1'25.041	247,5	14:17'23.851
13	22.321	17.711	19.501	25.509	1'25.042	246,4	14:18'48.893
14	22.345	17.670	19.454	25.458	1'24.927	246,4	14:20'13.820
15	22.371	17.742	19.589	25.306	1'25.008	246,4	14:21'38.828
16	22.339	17.761	<b>19.401</b>	25.361	1'24.862	245,8	14:23'03.690
17	22.396	17.798	19.539	25.739	1'25.472	246,9	14:24'29.162
18	22.610	17.876	19.652	25.530	1'25.668	245,2	14:25'54.830
19	22.505	18.079	19.750	25.648	1'25.982	248,7	14:27'20.812
20	22.643	17.992	19.571	25.674	1'25.880	244,7	14:28'46.692
21	22.545	17.990	19.677	25.624	1'25.836	246,4	14:30'12.528
22	22.606	17.828	19.537	25.707	1'25.678	245,2	14:31'38.206
23	22.690	17.872	19.572	25.578	1'25.712	244,1	14:33'03.918
24	22.585	18.177	19.779	25.746	1'26.287	244,7	14:34'30.205
25	22.730	17.947	19.790	25.689	1'26.156	245,2	14:35'56.361
Race Time 35'37.690							

12° 50 E. LAVERTY (1'24.579)							
Lap	Seg.1	Seg.2	Seg.3	Seg.4	Lap Time	km/h	Local Time
1		18.125	20.135	25.399	1'33.188		14:01'51.859
2	22.620	17.697	19.891	25.564	1'25.772	251,0	14:03'17.631
3	<b>22.170</b>	<b>17.606</b>	19.622	25.268	1'24.666	253,4	14:04'42.297
4	22.201	17.712	19.534	25.437	1'24.884	252,8	14:06'07.181
5	22.267	17.704	19.600	25.294	1'24.865	252,8	14:07'32.046

6	22.181	17.728	19.559	<b>25.111</b>	<b>1'24.579</b>	251,6	14:08'56.625
7	22.185	17.741	<b>19.416</b>	25.339	1'24.681	254,0	14:10'21.306
8	22.267	17.770	19.538	25.174	1'24.749	253,4	14:11'46.055
9	22.313	17.728	19.892	25.393	1'25.326	252,8	14:13'11.381
10	22.995	17.792	19.634	25.388	1'25.809	254,6	14:14'37.190
11	22.465	17.909	19.598	25.379	1'25.351	252,8	14:16'02.541
12	22.368	17.776	19.656	25.385	1'25.185	<b>255,8</b>	14:17'27.726
13	22.369	17.797	19.710	25.481	1'25.357	253,4	14:18'53.083
14	22.569	17.805	19.818	25.463	1'25.655	<b>255,8</b>	14:20'18.738
15	22.464	17.900	19.824	25.418	1'25.606	253,4	14:21'44.344
16	22.528	17.869	19.915	25.479	1'25.791	253,4	14:23'10.135
17	22.667	17.850	19.965	25.541	1'26.023	248,1	14:24'36.158
18	22.645	17.900	19.895	25.484	1'25.924	249,8	14:26'02.082
19	22.638	17.872	19.700	25.527	1'25.737	251,0	14:27'27.819
20	22.510	17.887	19.766	25.635	1'25.798	252,8	14:28'53.617
21	22.659	17.901	19.786	25.464	1'25.810	249,8	14:30'19.427
22	22.514	17.960	19.781	25.417	1'25.672	250,4	14:31'45.099
23	22.583	17.916	19.764	25.485	1'25.748	250,4	14:33'10.847
24	22.533	17.997	19.764	25.469	1'25.763	249,2	14:34'36.610
25	22.536	18.000	19.820	25.726	1'26.082	249,2	14:36'02.692
Race Time 35'44.021							

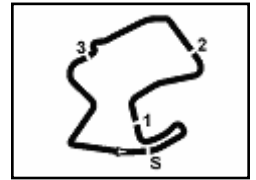
13° 28 M. REITERBERGER (1'24.514)							
Lap	Seg.1	Seg.2	Seg.3	Seg.4	Lap Time	km/h	Local Time
1		17.908	20.365	25.399	1'33.031		14:01'51.702
2	22.557	17.821	19.667	25.184	1'25.229	246,4	14:03'16.931
3	22.320	17.568	19.461	25.165	<b>1'24.514</b>	<b>250,4</b>	14:04'41.445
4	22.353	<b>17.567</b>	19.529	25.243	1'24.692	248,1	14:06'06.137
5	22.566	17.678	19.504	<b>25.130</b>	1'24.878	246,9	14:07'31.015
6	22.382	17.627	<b>19.365</b>	25.339	1'24.713	245,2	14:08'55.728
7	22.374	17.665	19.430	25.229	1'24.698	247,5	14:10'20.426
8	<b>22.310</b>	17.694	19.450	25.277	1'24.731	248,7	14:11'45.157
9	22.427	17.834	19.572	25.265	1'25.098	248,7	14:13'10.255
10	22.370	17.611	19.497	25.412	1'24.890	246,4	14:14'35.145
11	22.416	17.700	19.649	25.346	1'25.111	240,8	14:16'00.256
12	22.455	17.635	19.521	25.430	1'25.041	247,5	14:17'25.297
13	22.807	17.774	19.603	25.454	1'25.638	243,6	14:18'50.935
14	23.145	17.885	19.860	25.623	1'26.513	244,7	14:20'17.448
15	22.731	17.815	19.786	25.446	1'25.778	239,2	14:21'43.226
16	22.771	17.799	19.698	25.550	1'25.818	245,8	14:23'09.044
17	22.686	17.919	19.842	25.631	1'26.078	245,8	14:24'35.122
18	22.697	17.881	19.846	25.646	1'26.070	243,0	14:26'01.192
19	22.666	17.909	19.784	25.645	1'26.004	243,6	14:27'27.196
20	22.706	17.995	20.296	25.884	1'26.881	243,6	14:28'54.077
21	22.742	18.021	19.940	25.626	1'26.329	242,4	14:30'20.406
22	22.686	18.002	20.012	25.890	1'26.590	245,8	14:31'46.996
23	22.828	17.957	19.771	25.731	1'26.287	240,3	14:33'13.283
24	22.894	18.025	19.986	25.703	1'26.608	241,9	14:34'39.891
25	22.673	17.926	19.786	25.770	1'26.155	243,6	14:36'06.046
Race Time 35'47.375							

14° 11 S. CORTESE (1'24.552)							
Lap	Seg.1	Seg.2	Seg.3	Seg.4	Lap Time	km/h	Local Time
1		17.874	20.391	25.296	1'32.793		14:01'51.464
2	22.181	17.714	19.844	25.376	1'25.115	<b>248,1</b>	14:03'16.579
3	<b>22.172</b>	17.568	19.700	<b>25.112</b>	<b>1'24.552</b>	245,8	14:04'41.131
4	22.262	<b>17.530</b>	19.615	25.297	1'24.704	246,9	14:06'05.835
5	22.333	17.656	19.571	25.270	1'24.830	246,4	14:07'30.665
6	22.296	17.577	<b>19.539</b>	25.265	1'24.677	245,8	14:08'55.342
7	22.256	17.557	19.573	25.188	1'24.574	245,8	14:10'19.916
8	22.327	17.609	19.628	25.255	1'24.819	<b>248,1</b>	14:11'44.735
9	22.270	18.652	20.115	25.405	1'26.442	245,8	14:13'11.177
10	22.468	17.633	19.743	25.416	1'25.260	246,9	14:14'36.437
11	22.462	17.794	19.638	25.514	1'25.408	246,4	14:16'01.845
12	22.457	17.645	19.646	25.431	1'25.179	247,5	14:17'27.024

14/07/2019

P = Pits In/Out - C = Lap Time Cancelled

These data/results cannot be reproduced, stored and/or transmitted in whole or in part by any manner of electronic, mechanical, photocopying, recording, broadcasting or otherwise now known or herein after developed without the previous express consent by the copyright owner, except for reproduction in daily press and regular printed publications on sale to the



## GEICO U.S. Round, 12-14 July 2019 Chronological Analysis Race 2

WeatherTech Raceway 3.660 m

Start at 14:00'18.671

**4 / 4**

13	22.406	17.870	19.774	25.524	1'25.574	245,2	14:18'52.598	20	22.776	18.079	20.023	25.974	1'26.852	242,4	14:29'07.291
14	22.782	17.818	19.751	25.396	1'25.747	244,7	14:20'18.345	21	22.748	18.098	19.962	25.879	1'26.687	244,1	14:30'33.978
15	22.526	17.825	19.694	25.507	1'25.552	246,9	14:21'43.897	22	22.833	18.085	19.934	26.067	1'26.919	241,9	14:32'00.897
16	22.577	17.910	19.890	25.587	1'25.964	247,5	14:23'09.861	23	23.283	18.083	20.181	26.157	1'27.704	231,4	14:33'28.601
17	22.586	17.849	19.815	25.579	1'25.829	246,4	14:24'35.690	24	23.047	18.114	20.181	26.188	1'27.530	242,4	14:34'56.131
18	22.652	18.003	19.856	25.644	1'26.155	244,1	14:26'01.845	25	23.251	18.351	20.325	26.511	1'28.438	241,4	14:36'24.569
19	22.642	17.943	20.082	25.734	1'26.401	246,4	14:27'28.246								Race Time 36'05.898
20	22.634	17.946	19.837	25.760	1'26.177	246,4	14:28'54.423								
21	22.740	18.184	19.824	25.621	1'26.369	245,8	14:30'20.792								
22	22.794	18.055	19.709	25.761	1'26.319	244,7	14:31'47.111								
23	22.957	18.028	19.762	25.669	1'26.416	240,8	14:33'13.527								
24	22.814	18.103	19.821	26.016	1'26.754	245,2	14:34'40.281								
25	22.613	17.934	19.742	25.603	1'25.892	245,8	14:36'06.173								Race Time 35'47.502

15° 23 R. KIYONARI (1'25.531)							
Lap	Seg.1	Seg.2	Seg.3	Seg.4	Lap Time	km/h	Local Time
1		18.307	20.396	25.415	1'34.479		14:01'53.150
2	22.683	17.749	19.963	25.345	1'25.740	241,4	14:03'18.890
3	22.435	17.805	19.777	25.573	1'25.590	247,5	14:04'44.480
4	22.475	17.681	20.172	25.557	1'25.885	245,2	14:06'10.365
5	22.529	17.793	19.941	25.470	1'25.733	244,7	14:07'36.098
6	22.890	17.793	19.928	25.336	1'25.947	243,0	14:09'02.045
7	22.590	17.839	19.996	25.538	1'25.963	244,1	14:10'28.008
8	22.551	17.717	19.794	25.469	1'25.531	242,4	14:11'53.539
9	22.526	17.822	19.946	25.397	1'25.691	241,9	14:13'19.230
10	22.690	17.721	19.774	25.372	1'25.557	242,4	14:14'44.787
11	22.513	17.713	19.796	25.518	1'25.540	242,4	14:16'10.327
12	22.595	17.926	19.832	25.374	1'25.727	245,8	14:17'36.054
13	22.749	17.960	19.957	25.455	1'26.121	242,4	14:19'02.175
14	22.954	17.844	20.077	25.594	1'26.469	226,5	14:20'28.644
15	22.777	17.914	20.164	25.560	1'26.415	243,0	14:21'55.059
16	22.897	18.044	19.964	25.629	1'26.534	234,5	14:23'21.593
17	22.646	17.900	20.113	25.664	1'26.323	245,8	14:24'47.916
18	22.726	17.982	19.989	26.165	1'26.862	244,1	14:26'14.778
19	22.963	17.868	20.006	25.569	1'26.406	234,0	14:27'41.184
20	22.773	17.824	20.002	25.564	1'26.163	243,0	14:29'07.347
21	23.006	18.233	19.928	25.516	1'26.683	221,4	14:30'34.030
22	23.113	18.001	19.926	25.816	1'26.856	218,2	14:32'00.886
23	22.838	17.928	19.963	25.657	1'26.386	238,1	14:33'27.272
24	22.754	17.796	19.894	25.693	1'26.137	241,4	14:34'53.409
25	22.731	17.896	19.817	25.814	1'26.258	238,1	14:36'19.667
							Race Time 36'00.996

17° 52 A. DELBIANCO (1'25.383)							
Lap	Seg.1	Seg.2	Seg.3	Seg.4	Lap Time	km/h	Local Time
1		18.229	20.310	25.709	1'34.270		14:01'52.941
2	22.457	17.762	19.772	25.392	1'25.383	244,7	14:03'18.324
3	22.488	17.742	19.658	25.708	1'25.596	246,4	14:04'43.920
4	22.622	17.771	20.047	25.659	1'26.099	243,0	14:06'10.019
5	22.491	17.902	19.687	25.542	1'25.622	246,9	14:07'35.641
6	22.947	17.839	19.728	25.579	1'26.093	243,0	14:09'01.734
7	22.673	17.825	19.954	25.887	1'26.339	242,4	14:10'28.073
8	22.890	17.881	19.747	25.444	1'25.962	237,1	14:11'54.035
9	22.611	17.911	19.921	25.983	1'26.426	240,3	14:13'20.461
10	22.713	17.860	19.905	25.727	1'26.205	239,2	14:14'46.666
11	22.693	17.959	19.905	25.855	1'26.412	244,1	14:16'13.078
12	22.831	18.164	20.035	25.908	1'26.938	241,9	14:17'40.016
13	22.858	18.149	20.007	26.174	1'27.188	239,7	14:19'07.204
14	22.853	18.004	20.027	26.030	1'26.914	240,3	14:20'34.118
15	22.939	18.044	20.011	26.040	1'27.034	235,5	14:22'01.152
16	22.931	18.164	20.113	26.116	1'27.324	237,1	14:23'28.476
17	22.886	18.195	20.688	26.275	1'28.044	236,5	14:24'56.520
18	22.967	18.081	20.116	26.315	1'27.479	239,2	14:26'23.999
19	23.049	18.071	20.069	26.288	1'27.477	234,0	14:27'51.476
20	23.124	18.141	19.951	26.326	1'27.542	233,5	14:29'19.018
21	23.067	18.144	20.196	26.115	1'27.522	235,0	14:30'46.540
22	23.022	18.204	20.130	26.353	1'27.709	235,5	14:32'14.249
23	23.032	18.209	20.184	26.202	1'27.627	233,5	14:33'41.876
24	22.898	18.227	20.105	26.189	1'27.419	235,5	14:35'09.295
25	23.080	18.213	20.234	26.335	1'27.862	238,1	14:36'37.157
							Race Time 36'18.486

RET 60 M. VAN DER MARK (1'24.004)							
Lap	Seg.1	Seg.2	Seg.3	Seg.4	Lap Time	km/h	Local Time
1		17.917	19.449	25.191	1'31.396		14:01'50.067
2	22.080	17.451	19.384	25.089	1'24.004	249,8	14:03'14.071
3	22.154	17.435	19.430	25.081	1'24.100	248,7	14:04'38.171
							Race Time 4'19.500

16° 95 J. BEACH (1'25.145)							
Lap	Seg.1	Seg.2	Seg.3	Seg.4	Lap Time	km/h	Local Time
1		18.397	20.009	25.507	1'33.557		14:01'52.228
2	22.467	17.758	19.890	25.524	1'25.639	249,8	14:03'17.867
3	22.396	17.621	19.730	25.398	1'25.145	250,4	14:04'43.012
4	22.507	17.713	19.995	25.511	1'25.726	246,4	14:06'08.738
5	22.606	17.843	19.671	25.428	1'25.548	249,2	14:07'34.286
6	22.537	17.775	19.711	25.408	1'25.431	248,7	14:08'59.717
7	22.596	17.760	19.861	25.551	1'25.768	246,4	14:10'25.485
8	22.678	17.872	19.770	25.582	1'25.902	249,2	14:11'51.387
9	22.707	17.861	19.734	25.642	1'25.944	245,2	14:13'17.331
10	22.773	17.790	19.832	25.643	1'26.038	246,9	14:14'43.369
11	22.598	17.838	19.869	25.656	1'25.961	248,1	14:16'09.330
12	22.614	17.932	19.866	26.020	1'26.432	246,4	14:17'35.762
13	22.771	17.962	19.839	25.779	1'26.351	243,0	14:19'02.113
14	22.728	17.899	19.978	25.743	1'26.348	241,9	14:20'28.461
15	22.781	17.938	19.936	25.811	1'26.466	244,7	14:21'54.927
16	22.864	17.903	19.828	25.646	1'26.241	244,1	14:23'21.168
17	22.785	17.960	19.959	25.726	1'26.430	246,4	14:24'47.598
18	22.800	17.971	19.958	25.673	1'26.402	243,6	14:26'14.000
19	22.778	17.925	19.876	25.860	1'26.439	244,1	14:27'40.439

RET 19 A. BAUTISTA							
Lap	Seg.1	Seg.2	Seg.3	Seg.4	Lap Time	km/h	Local Time
1		17.844	19.726	25.098	1'31.714		14:01'50.385
							Race Time 1'31.714

14/07/2019 P = Pits In/Out - C = Lap Time Cancelled

These data/results cannot be reproduced, stored and/or transmitted in whole or in part by any manner of electronic, mechanical, photocopying, recording, broadcasting or otherwise now known or herein after developed without the previous express consent by the copyright owner, except for reproduction in daily press and regular printed publications on sale to the public within 60 days of the event related to those data/results and always provided that copyright symbol appears together as follows below.

© DORNA WSBK ORGANIZATION Srl 2019