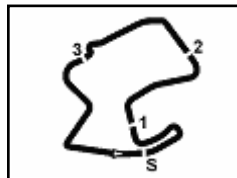


WEATHERTECH RACEWAY LAGUNA SECA				
TRACK LENGTH:		3,610 km	2,243 mi	
Loop	ID	OC	GPS	
		ms	LAT	LON
Pit In	3	15	36,58820 N	121,75433 W
Pit Out	18	90	36,58284 N	121,75705 W
Speed	20	100	36,58528 N	121,75742 W
FL.1	41	205	36,58367 N	121,75717 W
I1	22	110	36,58473 N	121,75529 W
I2	24	120	36,58003 N	121,75235 W
I3	26	130	36,58555 N	121,74962 W
I3.1	42	210	36,58829 N	121,75419 W
FL	30	150	36,58647 N	121,75667 W

PS = Practice Start board



GEICO U.S. Round, 12-14 July 2019

Biographical Entry List

WeatherTech Raceway 3.660 m

No.	Rider (Abbreviation)	Nat	Bike Team	Wins 2019	Podiums 2019	Pole 2019	Races 2019	Tyres	Class
	Age Date of Birth Place of Birth								
1	1 REA Jonathan (Rea) 32 02/02/1987 Ballymena	GBR	Kawasaki ZX-10RR Kawasaki Racing Team WorldSBK	78 7	153 19	19 3	265 22	Pirelli	
2	7 DAVIES Chaz (Dav) 32 10/02/1987 Knighton	GBR	Ducati Panigale V4 R ARUBA.IT Racing - Ducati	29	82 3	7 1	199 22	Pirelli	
3	11 CORTESE Sandro (Cor) 29 06/01/1990 Ochsenhausen	GER	Yamaha YZF R1 GRT Yamaha WorldSBK				22 22	Pirelli	IND
4	19 BAUTISTA Alvaro (Bau) 34 21/11/1984 Talavera de la Reina	ESP	Ducati Panigale V4 R ARUBA.IT Racing - Ducati	14 14	18 18	3 3	22 22	Pirelli	
5	21 RINALDI Michael Ruben (Rin) 23 21/12/1995 Rimini	ITA	Ducati Panigale V4 R BARNI Racing Team				38 22	Pirelli	IND
6	22 LOWES Alex (Low) 28 14/09/1990 Lincoln	GBR	Yamaha YZF R1 Pata Yamaha WorldSBK Team	1	16 5	1	151 22	Pirelli	
7	23 KIYONARI Ryuichi (Kiy) 36 23/09/1982 Saitama	JPN	Honda CBR1000RR Moriwaki Althea Honda Team	3	6		75 22	Pirelli	
8	28 REITERBERGER Markus (Rei) 25 09/03/1994 Trostberg	GER	BMW S1000 RR BMW Motorrad WorldSBK Team				57 19	Pirelli	
9	33 MELANDRI Marco (Mel) 36 07/08/1982 Ravenna	ITA	Yamaha YZF R1 GRT Yamaha WorldSBK	22	75 3	4	175 22	Pirelli	IND
10	36 MERCADO Leandro (Mer) 27 15/02/1992 Cordoba	ARG	Kawasaki ZX-10RR Orelac Racing VerdNatura				103 18	Pirelli	IND
11	50 LAVERTY Eugene (Lav) 33 03/06/1986 Toomebridge	IRL	Ducati Panigale V4 R Team Goeleven	13	35	3	162 11	Pirelli	IND
12	52 DELBIANCO Alessandro (Del) 21 31/07/1997 Rimini	ITA	Honda CBR1000RR Althea Mie Racing Team				22 22	Pirelli	IND
13	54 RAZGATLIOGLU Toprak (Raz) 22 16/10/1996 Sakarya	TUR	Kawasaki ZX-10RR Turkish Puccetti Racing		7 5		46 22	Pirelli	IND
14	60 VAN DER MARK Michael (vdM) 26 26/10/1992 Gouda	NED	Yamaha YZF R1 Pata Yamaha WorldSBK Team	3 1	26 5	1	122 19	Pirelli	
15	66 SYKES Tom (Syk) 33 19/08/1985 Huddersfield	GBR	BMW S1000 RR BMW Motorrad WorldSBK Team	34	110 2	49 1	281 22	Pirelli	
16**	76 BAZ Boris (Baz) 26 01/02/1993 Sallanches	FRA	Yamaha YZF R1 Ten Kate Racing - Yamaha	2	14	2	95 9	Pirelli	IND
17	81 TORRES Jordi (Tor) 31 27/08/1987 Terrassa	ESP	Kawasaki ZX-10RR Team Pedercini Racing	1	4		121 22	Pirelli	IND
18	91 HASLAM Leon (Has) 36 31/05/1983 Derby	GBR	Kawasaki ZX-10RR Kawasaki Racing Team WorldSBK	5	45 6	3	239 22	Pirelli	
19**	95 BEACH J.D. (Bea) 27 12/10/1991 Snoqualmie	USA	Yamaha YZF R1 Attack Performance Estenson Yamaha						IND

12/07/2019

* = Wild Card

** = One Event

These data/results cannot be reproduced, stored and/or transmitted in whole or in part by any manner of electronic, mechanical, photocopying, recording, broadcasting or otherwise now known or herein after developed without the previous express consent by the copyright owner, except for reproduction in daily press and regular printed publications on sale to the public within 60 days of the event related to those data/results and always provided that copyright symbol appears together as follows below.

© DORNA WSBK ORGANIZATION Srl 2019

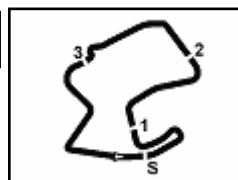
FIKZ PERUGIA TIMING



Official Tyre Supplier



Official Timekeeper



GEICO U.S. Round, 12-14 July 2019

Results Free Practice 1st Session

WeatherTech Raceway 3.660 m

1 / 2

No.	Rider	Nat	Team	Bike	Class	Time	Gap	Rel.	Laps	Speed	
										Avg	Max
1	1 J. REA	GBR	Kawasaki Racing Team WorldSBK	Kawasaki ZX-10RR		1'23.440			21	157,910	252,2
2	66 T. SYKES	GBR	BMW Motorrad WorldSBK Team	BMW S1000 RR		1'23.986	0.546	0.546	20	156,883	250,4
3	54 T. RAZGATLIOGLU	TUR	Turkish Puccetti Racing	Kawasaki ZX-10RR	IND	1'24.187	0.747	0.201	27	156,509	250,4
4	22 A. LOWES	GBR	Pata Yamaha WorldSBK Team	Yamaha YZF R1		1'24.231	0.791	0.044	15	156,427	249,2
5	60 M. VAN DER MARK	NED	Pata Yamaha WorldSBK Team	Yamaha YZF R1		1'24.247	0.807	0.016	21	156,397	250,4
6	7 C. DAVIES	GBR	ARUBA.IT Racing - Ducati	Ducati Panigale V4 R		1'24.300	0.860	0.053	22	156,299	256,4
7	19 A. BAUTISTA	ESP	ARUBA.IT Racing - Ducati	Ducati Panigale V4 R		1'24.470	1.030	0.170	23	155,984	260,8
8	76 L. BAZ	FRA	Ten Kate Racing - Yamaha	Yamaha YZF R1	IND	1'24.588	1.148	0.118	24	155,767	248,1
9	33 M. MELANDRI	ITA	GRT Yamaha WorldSBK	Yamaha YZF R1	IND	1'24.614	1.174	0.026	21	155,719	248,7
10	91 L. HASLAM	GBR	Kawasaki Racing Team WorldSBK	Kawasaki ZX-10RR		1'24.625	1.185	0.011	24	155,699	251,6
11	81 J. TORRES	ESP	Team Pedercini Racing	Kawasaki ZX-10RR	IND	1'24.745	1.305	0.120	23	155,478	248,1
12	36 L. MERCADO	ARG	Orelac Racing VerdNatura	Kawasaki ZX-10RR	IND	1'24.921	1.481	0.176	24	155,156	248,7
13	11 S. CORTESE	GER	GRT Yamaha WorldSBK	Yamaha YZF R1	IND	1'25.098	1.658	0.177	23	154,833	242,4
14	50 E. LAVERTY	IRL	Team Gooleven	Ducati Panigale V4 R	IND	1'25.158	1.718	0.060	18	154,724	250,4
15	23 R. KIYONARI	JPN	Moriwaki Althea Honda Team	Honda CBR1000RR		1'25.858	2.418	0.700	25	153,463	240,8
16	52 A. DELBIANCO	ITA	Althea Mie Racing Team	Honda CBR1000RR	IND	1'25.983	2.543	0.125	23	153,240	237,1
17	21 M. RINALDI	ITA	BARNI Racing Team	Ducati Panigale V4 R	IND	1'26.094	2.654	0.111	22	153,042	250,4
18	95 J. BEACH	USA	Attack Performance Estenson Yamaha	Yamaha YZF R1	IND	1'26.094	2.654	0.000	22	153,042	248,1
19	28 M. REITERBERGER	GER	BMW Motorrad WorldSBK Team	BMW S1000 RR		1'26.114	2.674	0.020	26	153,006	237,6

Qualifying Lap Time (107% of 1'23.440): 1'29.282

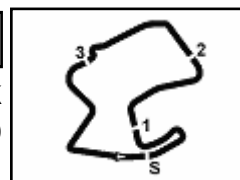
AIR	Humidity:	76%	Temp:	18°C
TRACK	Condition:	Dry	Temp:	34°C

Records	Pole	(SP2)	2014	T.Sykes	1'21.811	161,050	Km/h
	Race	(RC1)	2018	C.Davies	1'23.041	158,670	Km/h
	All Times	(SP2)	2014	T.Sykes	1'21.811	161,050	Km/h

Start 12/07/2019 10:40 End 11:31 The results are provisional until the end of the time limit for protests and appeals and the completion of the technical checks.

These data/results cannot be reproduced, stored and/or transmitted in whole or in part by any manner of electronic, mechanical, photocopying, recording, broadcasting or otherwise now known or herein after developed without the previous express consent by the copyright owner, except for reproduction in daily press and regular printed publications on sale to the public within 60 days of the event related to those data/results and always provided that copyright symbol appears together as follows below.

© DORNA WSBK ORGANIZATION Srl 2019


GEICO U.S. Round, 12-14 July 2019
Results Free Practice 1st Session

WeatherTech Raceway 3.660 m

2 / 2

Session Highlights

Local Time	No. Rider	Description
10.17.00		START DELAYED
10.17.23		Starts Expected Approx at 10.40
10.40.00		Start
10.42.12		WorldSBK Pit Intervention Time: 1min 19secs
10.52.02	76 L. BAZ	On the Gravel - Re-Joined - Turn 2
11.05.35	76 L. BAZ	On the Gravel - Re-Joined - Turn 2
11.16.41	33 M. MELANDRI	On the Gravel - Re-Joined - Turn 6
11.22.06	52 A. DELBIANCO	On the Gravel - Turn 8
11.22.24	52 A. DELBIANCO	Re-joined
11.26.29	11 S. CORTESE	Current Lap Cancelled - Exceeded Track Limits - Turn 8
11.29.11	54 T. RAZGATLIOGLU	On the Gravel - Re-Joined - Turn 2
11.31.48		End Of Session

Fastest Laps Sequence

No.	Rider	Nat	Team	Bike	Local Time	Time	Gap	Avg
54	T. RAZGATLIOGLU	TUR	Turkish Puccetti Racing	Kawasaki ZX-10RR	10:43'14.607	1'26.454		152,405
7	C. DAVIES	GBR	ARUBA.IT Racing - Ducati	Ducati Panigale V4 R	10:43'58.882	1'26.266	-0.188	152,737
76	L. BAZ	FRA	Ten Kate Racing - Yamaha	Yamaha YZF R1	10:44'44.022	1'25.361	-0.905	154,356
54	T. RAZGATLIOGLU	TUR	Turkish Puccetti Racing	Kawasaki ZX-10RR	10:46'06.341	1'25.040	-0.321	154,939
76	L. BAZ	FRA	Ten Kate Racing - Yamaha	Yamaha YZF R1	10:46'08.890	1'24.868	-0.172	155,253
7	C. DAVIES	GBR	ARUBA.IT Racing - Ducati	Ducati Panigale V4 R	10:46'49.662	1'24.752	-0.116	155,465
7	C. DAVIES	GBR	ARUBA.IT Racing - Ducati	Ducati Panigale V4 R	10:48'14.075	1'24.413	-0.339	156,090
22	A. LOWES	GBR	Pata Yamaha WorldSBK Team	Yamaha YZF R1	10:49'10.111	1'24.231	-0.182	156,427
1	J. REA	GBR	Kawasaki Racing Team WorldSBK	Kawasaki ZX-10RR	10:53'28.957	1'23.962	-0.269	156,928
1	J. REA	GBR	Kawasaki Racing Team WorldSBK	Kawasaki ZX-10RR	10:56'17.209	1'23.695	-0.267	157,429
1	J. REA	GBR	Kawasaki Racing Team WorldSBK	Kawasaki ZX-10RR	10:57'40.836	1'23.627	-0.068	157,557
1	J. REA	GBR	Kawasaki Racing Team WorldSBK	Kawasaki ZX-10RR	11:03'16.007	1'23.440	-0.187	157,910

Start End The results are provisional until the end of the time limit for protests and appeals
 12/07/2019 10:40 11:31 and the completion of the technical checks.

These data/results cannot be reproduced, stored and/or transmitted in whole or in part by any manner of electronic, mechanical, photocopying, recording, broadcasting or otherwise now known or herein after developed without the previous express consent by the copyright owner, except for reproduction in daily press and regular printed publications on sale to the public within 60 days of the event related to those data/results and always provided that copyright symbol appears together as follows below.

© DORNA WSBK ORGANIZATION Srl 2019

GEICO U.S. Round, 12-14 July 2019

Best Sectors & Speed Free Practice 1st Session

WeatherTech Raceway 3.660 m

BEST LAP			
1	1 J. REA	Kawasaki ZX-10RR	1'23.440
2	66 T. SYKES	BMW S1000 RR	1'23.986
3	54 T. RAZGATLIOGLU	Kawasaki ZX-10RR	1'24.187
4	22 A. LOWES	Yamaha YZF R1	1'24.231
5	60 M. VAN DER MARK	Yamaha YZF R1	1'24.247
6	7 C. DAVIES	Ducati Panigale V4 R	1'24.300
7	19 A. BAUTISTA	Ducati Panigale V4 R	1'24.470
8	76 L. BAZ	Yamaha YZF R1	1'24.588
9	33 M. MELANDRI	Yamaha YZF R1	1'24.614
10	91 L. HASLAM	Kawasaki ZX-10RR	1'24.625
11	81 J. TORRES	Kawasaki ZX-10RR	1'24.745
12	36 L. MERCADO	Kawasaki ZX-10RR	1'24.921
13	11 S. CORTESE	Yamaha YZF R1	1'25.098
14	50 E. LAVERTY	Ducati Panigale V4 R	1'25.158
15	23 R. KIYONARI	Honda CBR1000RR	1'25.858
16	52 A. DELBIANCO	Honda CBR1000RR	1'25.983
17	21 M. RINALDI	Ducati Panigale V4 R	1'26.094
18	95 J. BEACH	Yamaha YZF R1	1'26.094
19	28 M. REITERBERGER	BMW S1000 RR	1'26.114

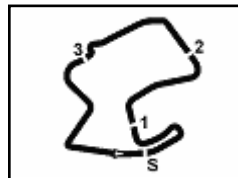
SPEED			
1	19 A. BAUTISTA	Ducati Panigale V4 R	260,8
2	7 C. DAVIES	Ducati Panigale V4 R	256,4
3	1 J. REA	Kawasaki ZX-10RR	252,2
4	91 L. HASLAM	Kawasaki ZX-10RR	251,6
5	60 M. VAN DER MARK	Yamaha YZF R1	250,4
6	21 M. RINALDI	Ducati Panigale V4 R	250,4
7	66 T. SYKES	BMW S1000 RR	250,4
8	54 T. RAZGATLIOGLU	Kawasaki ZX-10RR	250,4
9	50 E. LAVERTY	Ducati Panigale V4 R	250,4
10	22 A. LOWES	Yamaha YZF R1	249,2
11	33 M. MELANDRI	Yamaha YZF R1	248,7
12	36 L. MERCADO	Kawasaki ZX-10RR	248,7
13	95 J. BEACH	Yamaha YZF R1	248,1
14	76 L. BAZ	Yamaha YZF R1	248,1
15	81 J. TORRES	Kawasaki ZX-10RR	248,1
16	11 S. CORTESE	Yamaha YZF R1	242,4
17	23 R. KIYONARI	Honda CBR1000RR	240,8
18	28 M. REITERBERGER	BMW S1000 RR	237,6
19	52 A. DELBIANCO	Honda CBR1000RR	237,1

SEG. 1		SEG. 2		SEG. 3		SEG. 4		
1	1 J. REA	21.862	1	1 J. REA	17.387	1	1 J. REA	24.939
2	66 T. SYKES	21.978	2	19 A. BAUTISTA	17.472	2	60 M. VAN DER MARK	25.092
3	54 T. RAZGATLIOGLU	22.016	3	54 T. RAZGATLIOGLU	17.479	3	66 T. SYKES	25.099
4	7 C. DAVIES	22.029	4	22 A. LOWES	17.502	4	54 T. RAZGATLIOGLU	25.123
5	33 M. MELANDRI	22.100	5	60 M. VAN DER MARK	17.519	5	7 C. DAVIES	25.135
6	22 A. LOWES	22.113	6	11 S. CORTESE	17.537	6	19 A. BAUTISTA	25.184
7	81 J. TORRES	22.125	7	66 T. SYKES	17.538	7	22 A. LOWES	25.195
8	76 L. BAZ	22.130	8	91 L. HASLAM	17.563	8	76 L. BAZ	25.197
9	91 L. HASLAM	22.136	9	33 M. MELANDRI	17.563	9	91 L. HASLAM	25.224
10	19 A. BAUTISTA	22.143	10	76 L. BAZ	17.579	10	11 S. CORTESE	25.272
11	60 M. VAN DER MARK	22.149	11	23 R. KIYONARI	17.636	11	81 J. TORRES	25.301
12	11 S. CORTESE	22.253	12	7 C. DAVIES	17.641	12	33 M. MELANDRI	25.313
13	36 L. MERCADO	22.276	13	36 L. MERCADO	17.702	13	50 E. LAVERTY	25.428
14	50 E. LAVERTY	22.321	14	81 J. TORRES	17.703	14	36 L. MERCADO	25.460
15	21 M. RINALDI	22.496	15	50 E. LAVERTY	17.762	15	21 M. RINALDI	25.500
16	95 J. BEACH	22.545	16	52 A. DELBIANCO	17.816	16	23 R. KIYONARI	25.524
17	28 M. REITERBERGER	22.563	17	95 J. BEACH	17.846	17	28 M. REITERBERGER	25.553
18	52 A. DELBIANCO	22.614	18	28 M. REITERBERGER	17.855	18	95 J. BEACH	25.635
19	23 R. KIYONARI	22.691	19	21 M. RINALDI	17.911	19	52 A. DELBIANCO	25.644

12/07/2019

These data/results cannot be reproduced, stored and/or transmitted in whole or in part by any manner of electronic, mechanical, photocopying, recording, broadcasting or otherwise now known or herein after developed without the previous express consent by the copyright owner, except for reproduction in daily press and regular printed publications on sale to the public within 60 days of the event related to those data/results and always provided that copyright symbol appears together as follows below.

© DORNA WSBK ORGANIZATION Srl 2019



GEICO U.S. Round, 12-14 July 2019

Ideal Times Free Practice 1st Session

WeatherTech Raceway 3.660 m

No.	Rider	Nat	Bike	Seg. 1	Seg. 2	Seg. 3	Seg. 4	Ideal Time		
				Diff. 1	Diff. 2	Diff. 3	Diff. 4	Best Lap	Pos.	Diff.
1	1 J. REA	GBR	Kawasaki ZX-10RR	21.862 +0.103	17.387 +0.024	19.098	24.939 +0.027	1'23.286 1'23.440	1	0.154
2	66 T. SYKES	GBR	BMW S1000 RR	21.978	17.538	19.371	25.099	1'23.986 1'23.986	2	
3	54 T. RAZGATLIOGLU	TUR	Kawasaki ZX-10RR	22.016	17.479 +0.011	19.467 +0.091	25.123	1'24.085 1'24.187	3	0.102
4	7 C. DAVIES	GBR	Ducati Panigale V4 R	22.029 +0.075	17.641	19.330 +0.086	25.135 +0.004	1'24.135 1'24.300	6	0.165
5	60 M. VAN DER MARK	NED	Yamaha YZF R1	22.149	17.519	19.422	25.092 +0.065	1'24.182 1'24.247	5	0.065
6	22 A. LOWES	GBR	Yamaha YZF R1	22.113	17.502	19.421	25.195	1'24.231 1'24.231	4	
7	19 A. BAUTISTA	ESP	Ducati Panigale V4 R	22.143	17.472 +0.121	19.447 +0.103	25.184	1'24.246 1'24.470	7	0.224
8	76 L. BAZ	FRA	Yamaha YZF R1	22.130 +0.216	17.579 +0.077	19.389	25.197	1'24.295 1'24.588	8	0.293
9	91 L. HASLAM	GBR	Kawasaki ZX-10RR	22.136 +0.133	17.563 +0.023	19.516 +0.030	25.224	1'24.439 1'24.625	10	0.186
10	33 M. MELANDRI	ITA	Yamaha YZF R1	22.100	17.563 +0.043	19.580 +0.015	25.313	1'24.556 1'24.614	9	0.058
11	81 J. TORRES	ESP	Kawasaki ZX-10RR	22.125	17.703	19.490 +0.126	25.301	1'24.619 1'24.745	11	0.126
12	36 L. MERCADO	ARG	Kawasaki ZX-10RR	22.276 +0.021	17.702	19.462	25.460	1'24.900 1'24.921	12	0.021
13	11 S. CORTESE	GER	Yamaha YZF R1	22.253	17.537 +0.114	19.922	25.272	1'24.984 1'25.098	13	0.114
14	50 E. LAVERTY	IRL	Ducati Panigale V4 R	22.321	17.762	19.553	25.428 +0.094	1'25.064 1'25.158	14	0.094
15	23 R. KIYONARI	JPN	Honda CBR1000RR	22.691 +0.039	17.636	19.908 +0.029	25.524 +0.031	1'25.759 1'25.858	15	0.099
16	95 J. BEACH	USA	Yamaha YZF R1	22.545 +0.132	17.846 +0.133	19.803	25.635	1'25.829 1'26.094	18	0.265
17	28 M. REITERBERGER	GER	BMW S1000 RR	22.563 +0.164	17.855 +0.082	19.862	25.553 +0.035	1'25.833 1'26.114	19	0.281
18	21 M. RINALDI	ITA	Ducati Panigale V4 R	22.496	17.911	19.953 +0.234	25.500	1'25.860 1'26.094	17	0.234
19	52 A. DELBIANCO	ITA	Honda CBR1000RR	22.614 +0.032	17.816 +0.047	19.830	25.644	1'25.904 1'25.983	16	0.079
Overall Ideal Time				21.862	17.387	19.098	24.939	1'23.286		

12/07/2019

These data/results cannot be reproduced, stored and/or transmitted in whole or in part by any manner of electronic, mechanical, photocopying, recording, broadcasting or otherwise now known or herein after developed without the previous express consent by the copyright owner, except for reproduction in daily press and regular printed publications on sale to the public within 60 days of the event related to those data/results and always provided that copyright symbol appears together as follows below.

© DORNA WSBK ORGANIZATION Srl 2019

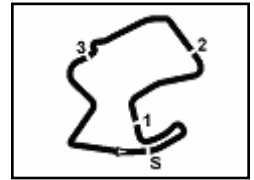
FICR PERUGIA TIMING



Official Tyre Supplier



Official Timekeeper



GEICO U.S. Round, 12-14 July 2019 Chronological Analysis Free Practice 1st Session

WeatherTech Raceway 3.660 m

1 / 4

1° 1 J. REA (1'23.440)							
Lap	Seg.1	Seg.2	Seg.3	Seg.4	Lap Time	km/h	Local Time
1							10:40'55.017
2	40.340	18.298	21.102	27.308	1'47.048P		10:42'42.065
3	30.329	25.959	28.758	4'49.964	6'15.010P	192,3	10:48'57.075
4	39.634	18.059	19.996	25.882	1'43.571P		10:50'40.646
5	22.146	17.621	19.394	25.188	1'24.349	249,8	10:52'04.995
6	21.862	17.542	19.372	25.186	1'23.962	251,6	10:53'28.957
7	22.346	17.628	19.361	25.222	1'24.557	252,2	10:54'53.514
8	21.942	17.486	19.287	24.980	1'23.695	251,6	10:56'17.209
9	21.942	17.458	19.288	24.939	1'23.627	250,4	10:57'40.838
10	22.079	17.475	19.314	25.084	1'23.952	250,4	10:59'04.786
11	22.081	17.387	19.345	25.227	1'24.040	250,4	11:00'28.828
12	22.065	17.426	19.231	25.017	1'23.739	248,7	11:01'52.567
13	21.965	17.411	19.098	24.966	1'23.440	250,4	11:03'16.007
14	23.147	18.374	19.900	10'58.716	12'00.137P	251,0	11:15'16.144
15	40.085	17.915	19.866	25.531	1'43.397P		11:16'59.541
16	22.095	17.695	19.408	25.162	1'24.360	248,1	11:18'23.901
17	22.093	17.543	20.786	26.073	1'26.495	249,8	11:19'50.396
18	22.139	17.611	19.392	3'37.035	4'36.177P	249,8	11:24'26.573
19	39.605	18.097	20.225	25.410	1'43.337P		11:26'09.910
20	22.154	17.536	19.300	25.018	1'24.008	248,1	11:27'33.918
21	22.067	17.630	19.293	25.142	1'24.132	249,2	11:28'58.050
22	22.134	17.591	19.386	25.116	1'24.227	249,2	11:30'22.277

13	22.632	17.971	21.157	26.222	1'27.982	244,1	11:05'01.719
14	22.379	17.842	19.976	5'04.326	6'04.523P	249,2	11:11'06.242
15	41.216	18.833	20.419	26.350	1'46.818P		11:12'53.060
16	22.661	18.221	19.880	25.371	1'26.133	239,2	11:14'19.193
17	22.080	17.672	19.779	25.319	1'24.850	249,2	11:15'44.043
18	22.057	17.646	19.527	25.213	1'24.443	248,1	11:17'08.486
19	22.127	17.709	19.555	25.257	1'24.648	247,5	11:18'33.134
20	22.147	17.602	19.591	25.154	1'24.494	249,2	11:19'57.628
21	22.208	17.580	19.493	25.225	1'24.506	248,7	11:21'22.134
22	22.128	17.552	20.638	25.652	1'25.970	249,2	11:22'48.104
23	22.016	17.490	19.558	25.123	1'24.187	250,4	11:24'12.291
24	22.211	17.630	19.686	25.190	1'24.717	249,2	11:25'37.008
25	22.164	17.655	19.469	25.280	1'24.568	249,8	11:27'01.576
26	22.169	17.562	19.467	25.365	1'24.563	249,8	11:28'26.139
27	26.092	21.628	20.189	25.464	1'33.373	249,2	11:29'59.512
28	22.199	17.765	19.556	25.157	1'24.677	249,2	11:31'24.189

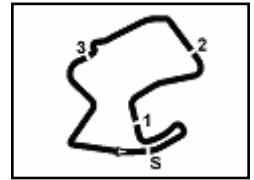
2° 66 T. SYKES (1'23.986)							
Lap	Seg.1	Seg.2	Seg.3	Seg.4	Lap Time	km/h	Local Time
1							10:41'04.481
2	42.881	19.571	21.493	26.481	1'50.426P		10:42'54.907
3	23.224	18.416	20.462	25.885	1'27.987	228,5	10:44'22.894
4	22.463	17.751	20.054	25.426	1'25.694	243,6	10:45'48.588
5	22.328	17.702	19.712	25.396	1'25.138	246,9	10:47'13.726
6	22.305	17.568	19.684	25.292	1'24.849	243,6	10:48'38.575
7	22.994	18.225	20.071	25.324	1'26.614	242,4	10:50'05.189
8	22.139	17.578	19.653	25.328	1'24.698	248,1	10:51'29.887
9	22.220	17.572	19.564	25.180	1'24.536	245,8	10:52'54.423
10	22.862	17.875	20.055	12'02.455	13'03.247P	248,1	11:05'57.670
11	42.928	18.822	20.612	28.413	1'50.775P		11:07'48.445
12	23.328	17.693	20.505	26.310	1'27.836	242,4	11:09'16.281
13	22.049	17.572	19.502	25.244	1'24.367	248,7	11:10'40.648
14	22.476	18.058	22.074	26.530	1'29.138	250,4	11:12'09.786
15	21.978	17.538	19.371	25.099	1'23.986	248,1	11:13'33.772
16	22.545	17.845	19.708	25.564	1'25.662	242,4	11:14'59.434
17	22.164	17.554	19.501	25.357	1'24.576	249,2	11:16'24.010
18	24.824	18.056	20.076	7'54.698	8'57.654P	237,1	11:25'21.664
19	43.768	18.232	20.223	26.383	1'48.606P		11:27'10.270
20	22.205	17.793	19.790	25.475	1'25.263	245,2	11:28'35.533
21	22.470	22.380	20.172	25.612	1'30.634	247,5	11:30'06.167

4° 22 A. LOWES (1'24.231)							
Lap	Seg.1	Seg.2	Seg.3	Seg.4	Lap Time	km/h	Local Time
1							10:40'12.648
2	43.576	19.231	21.626	26.106	1'50.539P		10:42'03.187
3	22.945	17.861	20.181	25.518	1'26.505	242,4	10:43'29.692
4	22.982	17.801	19.821	25.485	1'26.089	249,2	10:44'55.781
5	22.471	17.700	19.696	25.282	1'25.149	247,5	10:46'20.930
6	22.334	17.676	19.593	25.347	1'24.950	247,5	10:47'45.880
7	22.113	17.502	19.421	25.195	1'24.231	246,9	10:49'10.111
8	23.571	19.331	20.656	5'55.863	6'59.421P	244,7	10:56'09.532
9	42.517	18.705	20.641	25.714	1'47.577P		10:57'57.109
10	22.338	17.638	19.752	25.402	1'25.130	245,8	10:59'22.239
11	22.202	17.689	19.526	25.350	1'24.767	246,4	11:00'47.006
12	22.245	17.654	19.496	25.427	1'24.822	244,1	11:02'11.828
13	22.289	17.564	19.567	25.338	1'24.758	245,8	11:03'36.586
14	22.281	17.541	19.617	25.379	1'24.818	245,8	11:05'01.404
15	23.381	20.445	26.046	7'52.068	9'01.940P	245,2	11:14'03.344
16	41.252	18.252	20.597	5'43.359	7'03.460P		11:21'06.804

3° 54 T. RAZGATLIOGLU (1'24.187)							
Lap	Seg.1	Seg.2	Seg.3	Seg.4	Lap Time	km/h	Local Time
1							10:39'54.750
2	47.326	18.504	20.734	26.839	1'53.403P		10:41'48.153
3	22.955	17.909	20.002	25.588	1'26.454	228,5	10:43'14.607
4	23.804	17.831	19.721	25.338	1'26.694	242,4	10:44'41.301
5	22.266	17.617	19.584	25.573	1'25.040	245,2	10:46'06.341
6	22.137	17.625	19.734	25.472	1'24.968	246,9	10:47'31.309
7	22.222	17.479	19.697	25.523	1'24.921	248,1	10:48'56.230
8	22.180	20.758	21.083	25.687	1'29.708	246,4	10:50'25.938
9	22.275	17.560	19.545	25.340	1'24.720	246,4	10:51'50.658
10	22.043	17.870	19.779	25.448	1'25.140	246,9	10:53'15.798
11	23.056	18.813	21.345	7'31.308	8'34.522P	248,1	11:01'50.320
12	39.322	18.108	20.200	25.787	1'43.417P		11:03'33.737

5° 60 M. VAN DER MARK (1'24.247)							
Lap	Seg.1	Seg.2	Seg.3	Seg.4	Lap Time	km/h	Local Time
1							10:40'06.341
2	42.401	19.238	21.448	26.469	1'49.556P		10:41'55.897
3	23.017	17.908	20.032	25.544	1'26.501	238,1	10:43'22.398
4	22.734	17.804	19.995	25.514	1'26.047	240,3	10:44'48.445
5	22.414	17.775	19.833	25.592	1'25.614	244,7	10:46'14.059
6	22.348	17.638	19.797	25.527	1'25.310	242,4	10:47'39.369
7	22.456	17.699	19.701	25.474	1'25.330	239,2	10:49'04.699
8	22.587	17.656	19.639	25.390	1'25.272	239,7	10:50'29.971
9	22.312	17.569	19.617	25.348	1'24.846	241,9	10:51'54.817
10	22.282	17.649	19.442	25.428	1'24.801	245,2	10:53'19.618
11	23.051	18.353	20.140	11'52.167	12'53.711P	246,9	11:06'13.329
12	42.146	18.085	20.340	26.076	1'46.647P		11:07'59.976
13	22.437	17.726	19.897	26.481	1'26.541	245,2	11:09'26.517
14	22.233	17.647	19.550	25.357	1'24.787	245,2	11:10'51.304
15	22.231	17.632	19.692	25.401	1'24.956	246,4	11:12'16.260
16	22.289	17.744	19.495	25.401	1'24.929	246,9	11:13'41.189
17	24.194	18.958	20.060	7'53.542	8'56.754P	248,1	11:22'37.943
18	41.190	19.081	20.148	25.484	1'45.903P		11:24'23.846
19	22.238	17.603	19.450	25.179	1'24.470	246,9	11:25'48.316
20	22.179	17.558	19.461	25.200	1'24.398	248,7	11:27'12.714
21	22.149	17.519	19.422	25.157	1'24.247	246,9	11:28'36.961
22	22.176	17.552	19.556	25.092	1'24.376	250,4	11:30'01.337

6° 7 C. DAVIES (1'24.300)							
Lap	Seg.1	Seg.2	Seg.3	Seg.4	Lap Time	km/h	Local Time
1							10:40'12.648
2	43.576	19.231	21.626	26.106	1'50.539P		10:42'03.187
3	22.945	17.861	20.181	25.518	1'26.505	242,4	10:43'29.692
4	22.982	17.801	19.821	25.485	1'26.089	249,2	10:44'55.781
5	22.471	17.700	19.696	25.282	1'25.149	247,5	10:46'20.930
6	22.334	17.676	19.593	25.347	1'24.950	247,5	10:47'45.880
7	22.113	17.502	19.421	25.195	1'24.231	246,9	10:49'10.111
8	23.571	19.331	20.656	5'55.863	6'59.421P	244,7	10:56'09.532</



GEICO U.S. Round, 12-14 July 2019 Chronological Analysis Free Practice 1st Session

WeatherTech Raceway 3.660 m

2 / 4

Lap	Seg.1	Seg.2	Seg.3	Seg.4	Lap Time	km/h	Local Time
1	40.773	19.304	21.328	26.371	1'47.776P		10:40'44.840
2	22.632	18.200	19.901	25.533	1'26.266	248,7	10:42'32.616
3	22.312	17.899	20.134	25.683	1'26.028	252,2	10:43'58.882
4	22.114	17.715	19.561	25.362	1'24.752	252,8	10:45'24.910
5	22.029	17.685	19.564	25.135	1'24.413	256,4	10:46'49.662
6	22.259	17.676	19.682	26.290	1'25.907	256,4	10:48'14.075
7	22.071	17.887	19.469	25.365	1'24.792	255,8	10:49'39.982
8	22.104	17.641	19.416	25.139	1'24.300	254,0	10:51'04.774
9	22.224	17.683	19.330	25.225	1'24.462	255,2	10:52'29.074
10	22.203	19.340	21.375	11'32.089	12'35.007P	255,2	10:53'53.536
11	22.203	19.340	21.375	11'32.089	12'35.007P	255,2	10:55'28.543
12	40.024	18.506	19.866	25.948	1'44.344P		11:06'12.887
13	22.300	17.818	19.638	25.348	1'25.104	254,0	11:08'12.887
14	22.256	17.720	19.715	25.435	1'25.126	251,0	11:09'37.991
15	22.148	17.769	19.436	25.292	1'24.645	251,0	11:11'03.117
16	22.168	17.759	19.809	25.505	1'25.241	255,8	11:12'27.762
17	22.134	17.664	19.537	25.498	1'24.833	254,6	11:13'53.003
18	23.697	18.413	20.631	7'33.742	8'36.483P	238,1	11:15'17.836
19	41.737	18.152	20.015	25.649	1'45.553P		11:23'54.319
20	22.237	17.880	19.576	25.283	1'24.976	252,8	11:25'39.872
21	22.470	17.801	19.902	28.344	1'28.517	252,2	11:27'04.848
22	22.213	17.706	19.813	25.383	1'25.115	253,4	11:28'33.365
23	22.240	17.746	19.500	25.381	1'24.867	254,6	11:29'58.480
24							11:31'23.347

9° 33 M. MELANDRI (1'24.614)

Lap	Seg.1	Seg.2	Seg.3	Seg.4	Lap Time	km/h	Local Time
1							10:40'12.311
2	41.539	20.356	22.880	28.467	1'53.242P		10:42'05.553
3	23.706	18.079	20.286	25.754	1'27.825	234,5	10:43'33.378
4	23.020	17.743	20.006	25.637	1'26.406	216,0	10:44'59.784
5	22.460	17.805	19.764	25.963	1'25.992	240,8	10:46'25.776
6	22.321	17.644	19.985	25.585	1'25.535	243,6	10:47'51.311
7	22.464	17.694	19.925	25.475	1'25.558	243,0	10:49'16.869
8	22.362	17.695	19.765	25.477	1'25.299	239,7	10:50'42.168
9	22.893	18.066	20.312	14'27.820	15'29.091P	240,3	11:06'11.259
10	41.282	18.777	23.456	25.974	1'49.489P		11:08'00.748
11	22.421	17.692	19.693	26.167	1'25.973	244,7	11:09'26.721
12	22.335	17.621	19.674	25.513	1'25.143	246,9	11:10'51.864
13	22.148	17.563	19.693	25.374	1'24.778	245,8	11:12'16.642
14	22.180	17.666	20.791	26.159	1'26.796	248,7	11:13'43.438
15	22.432	18.161	20.116	25.633	1'26.342	240,8	11:15'09.780
16	22.303	17.857	36.254	5'42.914	6'59.328P	243,6	11:22'09.108
17	41.410	18.857	20.192	25.800	1'46.259P		11:23'55.367
18	22.273	17.673	19.822	25.423	1'25.191	240,8	11:25'20.558
19	22.100	17.606	19.595	25.313	1'24.614	242,4	11:26'45.172
20	22.149	17.602	19.606	25.339	1'24.696	243,0	11:28'09.868
21	22.132	19.159	20.666	25.964	1'27.921	240,8	11:29'37.789
22	22.184	17.613	19.580	25.527	1'24.904	243,0	11:31'02.693

10° 91 L. HASLAM (1'24.625)

Lap	Seg.1	Seg.2	Seg.3	Seg.4	Lap Time	km/h	Local Time
1							10:40'55.977
2	40.225	18.663	21.329	26.171	1'46.388P		10:42'42.365
3	26.364	17.982	20.831	26.292	1'31.469	203,3	10:44'13.834
4	23.068	17.790	20.391	25.988	1'27.237	243,0	10:45'41.071
5	22.711	17.658	19.907	25.727	1'26.003	242,4	10:47'07.074
6	22.403	17.563	19.806	25.544	1'25.316	244,7	10:48'32.390
7	22.908	19.561	20.358	25.619	1'28.446	248,1	10:50'00.836
8	22.418	18.113	20.008	25.900	1'26.439	246,4	10:51'27.275
9	22.281	17.663	19.941	25.457	1'25.342	249,2	10:52'52.617
10	22.384	17.610	19.705	25.360	1'25.059	250,4	10:54'17.676
11	22.259	17.581	19.709	25.380	1'24.929	249,2	10:55'42.605
12	24.083	19.312	20.675	8'02.099	9'06.169P	243,6	11:04'48.774
13	40.337	18.659	22.244	26.305	1'47.545P		11:06'36.319
14	22.557	17.900	19.714	25.277	1'25.448	248,7	11:08'01.767
15	22.353	17.685	19.561	26.069	1'25.668	251,6	11:09'27.435
16	22.269	17.586	19.546	25.224	1'24.625	251,6	11:10'52.060
17	22.853	17.918	20.222	5'13.382	6'14.375P	234,0	11:17'06.435
18	40.908	19.095	20.074	25.705	1'45.782P		11:18'52.217
19	22.408	20.693	20.374	26.344	1'29.819	248,1	11:20'22.036
20	22.224	17.687	19.640	25.309	1'24.860	248,1	11:21'46.896

7° 19 A. BAUTISTA (1'24.470)

Lap	Seg.1	Seg.2	Seg.3	Seg.4	Lap Time	km/h	Local Time
1							10:40'29.325
2	41.748	19.257	22.065	26.708	1'49.778P		10:42'19.103
3	23.545	17.842	20.318	25.864	1'27.569	225,6	10:43'46.672
4	22.711	17.707	20.726	25.597	1'26.741	245,2	10:45'13.413
5	22.605	17.550	19.958	25.356	1'25.469	243,6	10:46'38.882
6	22.620	17.483	19.890	25.330	1'25.323	251,6	10:48'04.205
7	22.548	17.664	20.102	25.798	1'26.112	233,5	10:49'30.317
8	22.231	17.526	19.790	25.249	1'24.796	255,2	10:50'55.113
9	22.344	17.557	19.840	25.420	1'25.161	255,8	10:52'20.274
10	22.479	17.600	19.558	25.393	1'25.030	254,6	10:53'45.304
11	22.348	17.472	19.536	25.232	1'24.588	255,2	10:55'09.892
12	22.245	17.614	19.981	11'27.923	12'27.763P	256,4	11:07'37.655
13	40.295	18.301	20.283	25.439	1'44.318P		11:09'21.973
14	22.448	17.705	19.679	25.331	1'25.163	252,8	11:10'47.136
15	22.223	17.706	19.557	25.209	1'24.695	257,6	11:12'11.831
16	22.143	17.593	19.550	25.184	1'24.470	257,0	11:13'36.301
17	22.310	17.531	19.566	25.376	1'24.783	260,1	11:15'01.084
18	22.144	17.641	19.560	25.306	1'24.651	259,5	11:16'25.735
19	22.278	17.625	19.447	25.363	1'24.713	258,9	11:17'50.448
20	22.168	17.711	19.538	25.330	1'24.747	255,2	11:19'15.195
21	24.932	18.292	20.279	5'47.191	6'50.694P	258,9	11:26'05.889
22	39.839	18.256	19.858	25.386	1'43.339P		11:27'49.228
23	22.222	17.592	19.621	25.312	1'24.747	256,4	11:29'13.975
24	22.219	17.613	19.574	25.320	1'24.726	260,8	11:30'38.701

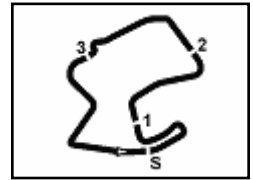
8° 76 L. BAZ (1'24.588)

Lap	Seg.1	Seg.2	Seg.3	Seg.4	Lap Time	km/h	Local Time
1							10:40'04.168
2	40.952	19.286	21.044	26.749	1'48.031P		10:41'52.199
3	22.863	17.957	20.007	25.635	1'26.462	228,0	10:43'18.661
4	22.368	17.734	19.740	25.519	1'25.361	240,8	10:44'44.022
5	22.186	17.635	19.653	25.394	1'24.868	244,7	10:46'08.890
6	22.130	17.763	19.850	25.564	1'25.307	246,9	10:47'34.197
7	22.139	17.686	19.559	25.586	1'24.970	246,4	10:48'59.167
8	22.344	17.851	19.693	25.495	1'25.383	245,8	10:50'24.550
9	24.127	17.993	19.808	25.423	1'27.351	245,8	10:51'51.901
10	22.545	18.498	22.182	10'09.118	11'12.343P	245,2	11:03'04.244

12/07/2019 P = Pits In/Out - C = Lap Time Cancelled

These data/results cannot be reproduced, stored and/or transmitted in whole or in part by any manner of electronic, mechanical, photocopying, recording, broadcasting or otherwise now known or herein after developed without the previous express consent by the copyright owner, except for reproduction in daily press and regular printed publications on sale to the public within 60 days of the event related to those data/results and always provided that copyright symbol appears together as follows below.

© DORNA WSBK ORGANIZATION Srl 2019



GEICO U.S. Round, 12-14 July 2019 Chronological Analysis Free Practice 1st Session

WeatherTech Raceway 3.660 m

4 / 4

15	23.037	17.688	20.140	25.712	1'26.577	232,4	11:06'01.023	22	22.741	18.332	27.434	28.446	1'36.953	246,4	11:28'44.344
16	23.702	18.543	21.537	8'28.602	9'32.384P	229,0	11:15'33.407	23	22.704	17.911	19.953	25.641	1'26.209	246,4	11:30'10.553
17	42.276	19.408	20.744	26.149	1'48.577P		11:17'21.984								
18	23.159	17.989	20.253	25.728	1'27.129	231,9	11:18'49.113								
19	22.908	17.819	19.959	25.739	1'26.425	237,6	11:20'15.538								
20	22.730	17.636	19.937	25.555	1'25.858	240,8	11:21'41.396								
21	22.753	17.835	20.062	25.524	1'26.174	236,5	11:23'07.570								
22	22.691	17.682	20.148	25.782	1'26.303	239,2	11:24'33.873								
23	22.792	17.783	20.117	25.735	1'26.427	238,1	11:26'00.300								
24	22.821	17.789	19.908	25.665	1'26.183	239,2	11:27'26.483								
25	22.813	17.865	20.967	26.253	1'27.898	238,1	11:28'54.381								
26	22.741	17.708	20.037	26.174	1'26.660	239,7	11:30'21.041								

18° 95 J. BEACH (1'26.094)							
Lap	Seg.1	Seg.2	Seg.3	Seg.4	Lap Time	km/h	Local Time
1							10:40'05.385
2	42.756	19.653	21.397	1'54.771	3'18.577P		10:43'23.962
3	44.145	18.890	20.928	26.108	1'50.071P	62,6	10:45'14.033
4	23.058	17.968	20.633	25.809	1'27.468	234,0	10:46'41.501
5	22.746	18.029	20.173	25.777	1'26.725	236,0	10:48'08.226
6	22.902	17.966	20.199	25.797	1'26.864	230,9	10:49'35.090
7	22.872	18.088	20.308	25.730	1'26.998	240,3	10:51'02.088
8	23.314	18.449	20.641	5'44.645	6'47.049P	239,2	10:57'49.137
9	43.585	18.482	20.194	25.889	1'48.150P		10:59'37.287
10	22.873	18.141	19.927	25.896	1'26.837	234,5	11:01'04.124
11	22.706	18.033	20.017	25.839	1'26.595	238,7	11:02'30.719
12	22.629	17.850	20.046	25.856	1'26.381	243,6	11:03'57.100
13	22.831	17.932	19.994	25.882	1'26.639	242,4	11:05'23.739
14	22.632	18.156	23.670	6'45.351	7'49.809P	241,4	11:13'13.548
15	46.749	18.798	20.138	25.808	1'51.493P		11:15'05.041
16	22.683	18.038	19.984	25.700	1'26.405	244,1	11:16'31.446
17	22.621	18.010	20.000	25.654	1'26.285	248,1	11:17'57.731
18	22.545	17.994	20.047	25.635	1'26.221	246,9	11:19'23.952
19	22.554	17.933	20.041	25.727	1'26.255	244,1	11:20'50.207
20	25.645	18.467	21.361	4'23.020	5'28.493P	231,9	11:26'18.700
21	41.726	18.454	20.170	26.048	1'46.398P		11:28'05.098
22	22.677	17.979	19.803	25.635	1'26.094	238,7	11:29'31.192
23	22.706	17.846	20.043	25.837	1'26.432	244,1	11:30'57.624

16° 52 A. DELBIANCO (1'25.983)							
Lap	Seg.1	Seg.2	Seg.3	Seg.4	Lap Time	km/h	Local Time
1							10:40'03.526
2	44.945	19.854	22.184	27.191	1'54.174P		10:41'57.700
3	24.379	18.627	21.501	26.470	1'30.977	220,9	10:43'28.677
4	23.997	18.288	20.453	26.048	1'28.786	212,1	10:44'57.463
5	23.365	18.136	20.725	26.305	1'28.531	226,5	10:46'25.994
6	22.997	18.028	20.448	25.956	1'27.429	226,0	10:47'53.423
7	23.035	18.123	20.374	25.877	1'27.409	227,0	10:49'20.832
8	22.962	18.091	20.372	26.020	1'27.445	237,1	10:50'48.277
9	23.091	18.087	20.251	25.934	1'27.363	228,5	10:52'15.640
10	27.357	18.432	20.315	8'46.934	9'53.038P	227,0	11:02'08.678
11	41.869	18.607	21.576	27.060	1'49.112P		11:03'57.790
12	22.966	18.034	20.119	25.869	1'26.988	226,0	11:05'24.778
13	22.969	18.050	20.186	26.050	1'27.255	230,4	11:06'52.033
14	22.999	17.966	20.062	25.865	1'26.892	225,6	11:08'18.925
15	22.963	17.986	20.117	26.016	1'27.082	231,9	11:09'46.007
16	24.001	17.949	19.986	25.728	1'27.664	221,8	11:11'13.671
17	23.914	19.164	20.444	6'49.238	7'52.760P	229,4	11:19'06.431
18	41.235	18.241	20.134	25.762	1'45.372P		11:20'51.803
19	22.739	17.877	50.493	30.169	2'01.278	231,9	11:22'53.081
20	22.992	17.955	20.085	25.798	1'26.830	229,0	11:24'19.911
21	22.810	17.872	19.948	25.653	1'26.283	234,5	11:25'46.194
22	22.631	17.941	20.064	25.974	1'26.610	236,5	11:27'12.804
23	22.646	17.863	19.830	25.644	1'25.983	235,0	11:28'38.787
24	22.614	17.816	19.958	25.727	1'26.115	234,5	11:30'04.902

19° 28 M. REITERBERGER (1'26.114)							
Lap	Seg.1	Seg.2	Seg.3	Seg.4	Lap Time	km/h	Local Time
1							10:40'07.408
2	43.402	20.272	22.944	29.385	1'56.003P		10:42'03.411
3	23.731	18.461	21.006	26.539	1'29.737	208,4	10:43'33.148
4	23.587	17.875	20.425	26.121	1'28.008	199,5	10:45'01.156
5	23.121	17.947	20.408	25.783	1'27.259	206,8	10:46'28.415
6	22.896	17.992	20.416	25.837	1'27.141	220,5	10:47'55.556
7	22.833	17.931	20.134	25.880	1'26.778	222,8	10:49'22.334
8	23.569	21.928	22.680	25.947	1'34.124	223,7	10:50'56.458
9	22.746	17.984	20.201	25.746	1'26.677	222,8	10:52'23.135
10	22.765	17.904	20.907	26.770	1'28.346	221,8	10:53'51.481
11	22.684	17.935	19.925	25.671	1'26.215	227,0	10:55'17.696
12	22.907	21.305	23.506	26.367	1'34.085	226,5	10:56'51.781
13	22.571	17.922	20.266	25.833	1'26.592	227,0	10:58'18.373
14	22.971	19.973	21.267	25.972	1'30.183	225,6	10:59'48.556
15	22.624	17.855	20.107	25.616	1'26.202	226,5	11:01'14.758
16	22.601	17.886	20.029	25.711	1'26.227	231,9	11:02'40.985
17	25.253	20.117	22.259	12'26.448	13'34.077P	212,1	11:16'15.062
18	42.387	19.226	20.633	26.093	1'48.339P		11:18'03.401
19	22.866	18.095	22.364	26.064	1'29.389	227,0	11:19'32.790
20	22.727	17.937	19.862	25.588	1'26.114	232,9	11:20'58.904
21	22.563	19.506	20.404	26.099	1'28.572	237,1	11:22'27.476
22	27.925	20.183	21.140	26.429	1'35.677	234,5	11:24'03.153
23	22.716	17.891	19.961	25.553	1'26.121	231,9	11:25'29.274
24	25.919	18.977	23.074	26.134	1'34.104	235,0	11:27'03.378
25	22.608	18.038	20.426	26.036	1'27.108	237,6	11:28'30.486
26	22.882	18.768	20.967	25.925	1'28.542	235,0	11:29'59.028
27	22.587	18.029	20.045	25.952	1'26.613	235,5	11:31'25.641

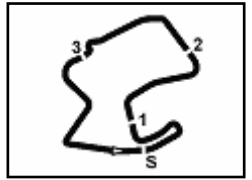
17° 21 M. RINALDI (1'26.094)							
Lap	Seg.1	Seg.2	Seg.3	Seg.4	Lap Time	km/h	Local Time
1							10:40'02.459
2	41.293	20.862	23.569	27.601	1'53.325P		10:41'55.784
3	24.795	19.039	21.844	26.834	1'32.512	204,8	10:43'28.296
4	26.566	21.179	21.205	26.318	1'35.268	222,3	10:45'03.564
5	23.617	18.575	21.035	26.096	1'29.323	231,4	10:46'32.887
6	23.558	18.490	20.740	26.171	1'28.959	230,4	10:48'01.846
7	23.303	18.465	20.792	26.187	1'28.747	237,6	10:49'30.593
8	23.313	18.261	20.821	25.858	1'28.253	235,0	10:50'58.846
9	23.077	18.207	20.555	25.907	1'27.746	239,2	10:52'26.592
10	22.937	20.462	22.171	8'16.564	9'22.134P	243,6	11:01'48.726
11	40.537	18.755	21.338	28.116	1'48.746P		11:03'37.472
12	23.060	18.245	20.342	25.872	1'27.519	239,2	11:05'04.991
13	22.841	18.190	20.267	25.903	1'27.201	243,0	11:06'32.192
14	22.782	18.117	20.281	25.714	1'26.894	250,4	11:07'59.086
15	22.669	18.036	20.156	9'03.805	10'04.666P	245,2	11:18'03.752
16	43.119	18.558	21.651	25.956	1'49.284P		11:19'53.036
17	23.111	18.166	20.354	25.961	1'27.592	243,6	11:21'20.628
18	22.814	17.991	20.475	26.277	1'27.557	244,1	11:22'48.185
19	22.835	17.945	20.259	25.800	1'26.839	235,5	11:24'15.024
20	22.759	17.952	20.052	25.510	1'26.273	249,2	11:25'41.297
21	22.496	17.911	20.187	25.500	1'26.094	249,2	11:27'07.391

12/07/2019 P = Pits In/Out - C = Lap Time Cancelled

These data/results cannot be reproduced, stored and/or transmitted in whole or in part by any manner of electronic, mechanical, photocopying, recording, broadcasting or otherwise now known or herein after developed without the previous express consent by the copyright owner, except for reproduction in daily press and regular printed publications on sale to the public within 60 days of the event related to those data/results and always provided that copyright symbol appears together as follows below.

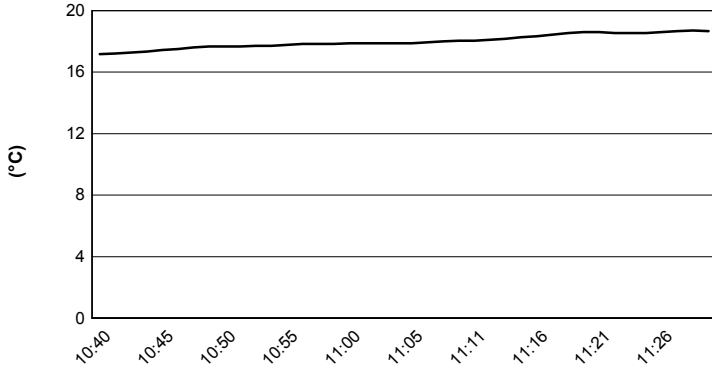
© DORNA WSBK ORGANIZATION Srl 2019



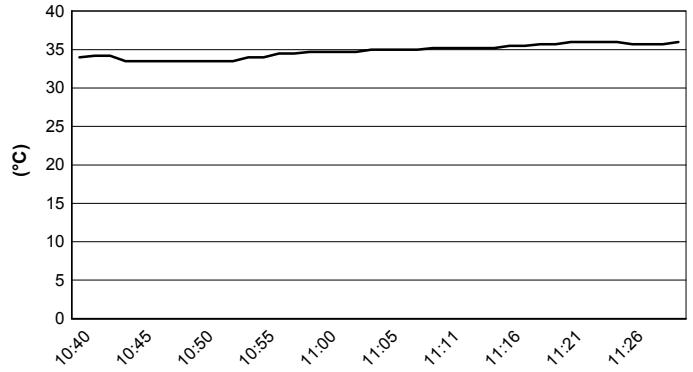


GEICO U.S. Round, 12-14 July 2019
Weather Report Free Practice 1st Session
 Session started 10:40 - Session ended 11:31

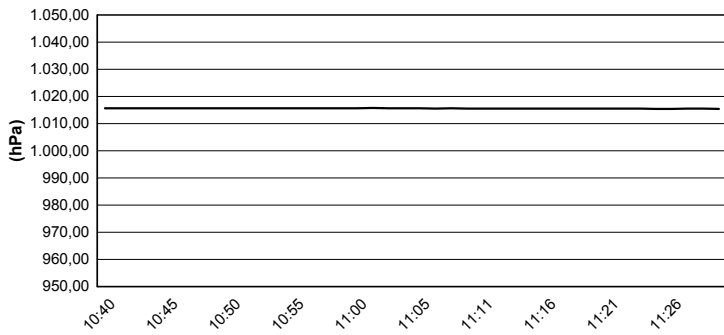
Air Temperature



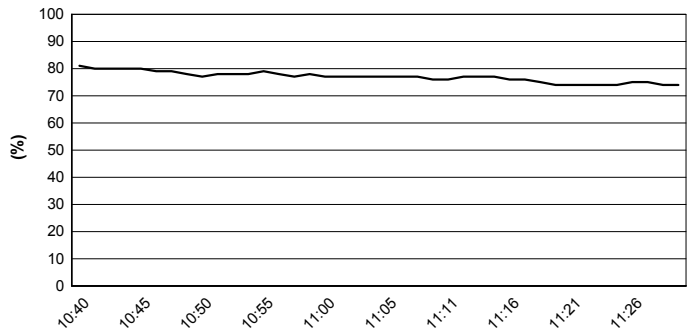
Track Temperature



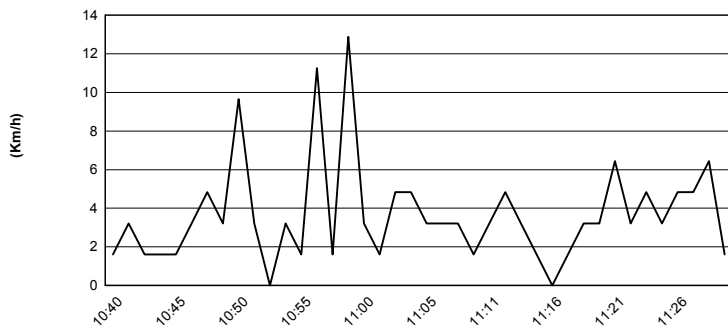
Air Pressure



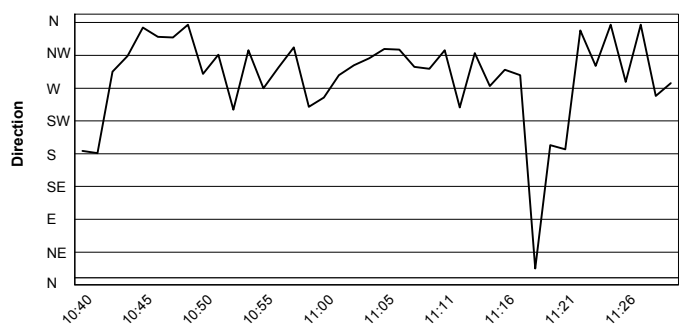
Humidity



Wind Speed



Wind Direction



12/07/2019

These data/results cannot be reproduced, stored and/or transmitted in whole or in part by any manner of electronic, mechanical, photocopying, recording, broadcasting or otherwise now known or herein after developed without the previous express consent by the copyright owner, except for reproduction in daily press and regular printed publications on sale to the public within 60 days of the event related to those data/results and always provided that copyright symbol appears together as follows below.

© DORNA WSBK ORGANIZATION Srl 2019

