

## GEICO U.S. Round, 12-14 July 2019

### Results Warm Up

WeatherTech Raceway 3.660 m

1 / 2

No.	Rider	Nat	Team	Bike	Class	Time	Gap	Rel.	Laps	Speed	
										Avg	Max
1	54 T. RAZGATLIOGLU	TUR	Turkish Puccetti Racing	Kawasaki ZX-10RR	IND	<b>1'22.851</b>			10	159,032	<b>252,8</b>
2	1 J. REA	GBR	Kawasaki Racing Team WorldSBK	Kawasaki ZX-10RR		<b>1'22.888</b>	0.037	0.037	10	158,961	<b>253,4</b>
3	7 C. DAVIES	GBR	ARUBA.IT Racing - Ducati	Ducati Panigale V4 R		<b>1'23.010</b>	0.159	0.122	10	158,728	<b>257,6</b>
4	19 A. BAUTISTA	ESP	ARUBA.IT Racing - Ducati	Ducati Panigale V4 R		<b>1'23.542</b>	0.691	0.532	11	157,717	<b>262,1</b>
5	66 T. SYKES	GBR	BMW Motorrad WorldSBK Team	BMW S1000 RR		<b>1'23.672</b>	0.821	0.130	10	157,472	<b>251,6</b>
6	91 L. HASLAM	GBR	Kawasaki Racing Team WorldSBK	Kawasaki ZX-10RR		<b>1'23.799</b>	0.948	0.127	11	157,233	<b>254,6</b>
7	22 A. LOWES	GBR	Pata Yamaha WorldSBK Team	Yamaha YZF R1		<b>1'23.949</b>	1.098	0.150	9	156,952	<b>249,8</b>
8	76 L. BAZ	FRA	Ten Kate Racing - Yamaha	Yamaha YZF R1	IND	<b>1'24.165</b>	1.314	0.216	11	156,550	<b>245,2</b>
9	33 M. MELANDRI	ITA	GRT Yamaha WorldSBK	Yamaha YZF R1	IND	<b>1'24.179</b>	1.328	0.014	10	156,524	<b>249,2</b>
10	81 J. TORRES	ESP	Team Pedercini Racing	Kawasaki ZX-10RR	IND	<b>1'24.199</b>	1.348	0.020	10	156,486	<b>246,4</b>
11	60 M. VAN DER MARK	NED	Pata Yamaha WorldSBK Team	Yamaha YZF R1		<b>1'24.354</b>	1.503	0.155	10	156,199	<b>246,4</b>
12	28 M. REITERBERGER	GER	BMW Motorrad WorldSBK Team	BMW S1000 RR		<b>1'24.605</b>	1.754	0.251	11	155,735	<b>246,4</b>
13	52 A. DELBIANCO	ITA	Althea Mie Racing Team	Honda CBR1000RR	IND	<b>1'24.649</b>	1.798	0.044	11	155,655	<b>244,1</b>
14	36 L. MERCADO	ARG	Orelac Racing VerdNatura	Kawasaki ZX-10RR	IND	<b>1'24.649</b>	1.798	0.000	5	155,655	<b>245,8</b>
15	21 M. RINALDI	ITA	BARNI Racing Team	Ducati Panigale V4 R	IND	<b>1'24.861</b>	2.010	0.212	10	155,266	<b>257,6</b>
16	50 E. LAVERTY	IRL	Team GoEleven	Ducati Panigale V4 R	IND	<b>1'24.909</b>	2.058	0.048	11	155,178	<b>252,8</b>
17	23 R. KIYONARI	JPN	Moriwaki Althea Honda Team	Honda CBR1000RR		<b>1'25.397</b>	2.546	0.488	11	154,291	<b>241,9</b>
18	11 S. CORTESE	GER	GRT Yamaha WorldSBK	Yamaha YZF R1	IND	<b>1'25.441</b>	2.590	0.044	8	154,212	<b>245,2</b>
19	95 J. BEACH	USA	Attack Performance Estenson Yamaha	Yamaha YZF R1	IND	<b>1'25.518</b>	2.667	0.077	9	154,073	<b>246,9</b>

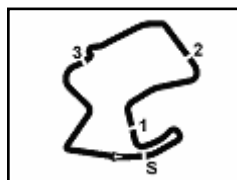
AIR	Humidity:	84%	Temp:	14°C
TRACK	Condition:	Dry	Temp:	27°C

Records	Pole	(SP2)	2014 T.Sykes	1'21.811	161,050	Km/h
	Race	(RC1)	2019 A.Bautista	1'22.945	158,850	Km/h
	All Times	(SP2)	2014 T.Sykes	1'21.811	161,050	Km/h

Start 14/07/2019 09:00 End 09:17 The results are provisional until the end of the time limit for protests and appeals and the completion of the technical checks.

These data/results cannot be reproduced, stored and/or transmitted in whole or in part by any manner of electronic, mechanical, photocopying, recording, broadcasting or otherwise now known or herein after developed without the previous express consent by the copyright owner, except for reproduction in daily press and regular printed publications on sale to the public within 60 days of the event related to those data/results and always provided that copyright symbol appears together as follows below.

© DORNA WSBK ORGANIZATION Srl 2019



## GEICO U.S. Round, 12-14 July 2019

### Results Warm Up

#### Session Highlights

Local Time	No. Rider	Description
09.00.00		Start
09.00.08		WorldSBK Pit Intervention Time: 1min 19secs
09.03.04	<b>54 T. RAZGATLIOGLU</b>	On the Gravel - Re-Joined - Turn 2
09.07.34	<b>33 M. MELANDRI</b>	On the Gravel - Re-Joined - Turn 8
09.12.59	<b>19 A. BAUTISTA</b>	On the Gravel - Re-Joined - Turn 8
09.17.01		End Of Session

#### Fastest Laps Sequence

No.	Rider	Nat	Team	Bike	Local Time	Time	Gap	Avg
<b>76</b>	<b>L. BAZ</b>	FRA	Ten Kate Racing - Yamaha	Yamaha YZF R1	09:03'11.794	<b>1'24.840</b>		155,304
<b>60</b>	<b>M. VAN DER MARK</b>	NED	Pata Yamaha WorldSBK Team	Yamaha YZF R1	09:03'15.665	<b>1'24.410</b>	-0.430	156,095
<b>7</b>	<b>C. DAVIES</b>	GBR	ARUBA.IT Racing - Ducati	Ducati Panigale V4 R	09:03'50.968	<b>1'24.019</b>	-0.391	156,822
<b>1</b>	<b>J. REA</b>	GBR	Kawasaki Racing Team WorldSBK	Kawasaki ZX-10RR	09:03'58.524	<b>1'23.129</b>	-0.890	158,501
<b>7</b>	<b>C. DAVIES</b>	GBR	ARUBA.IT Racing - Ducati	Ducati Panigale V4 R	09:06'37.394	<b>1'23.010</b>	-0.119	158,728
<b>1</b>	<b>J. REA</b>	GBR	Kawasaki Racing Team WorldSBK	Kawasaki ZX-10RR	09:06'44.545	<b>1'22.888</b>	-0.122	158,961
<b>54</b>	<b>T. RAZGATLIOGLU</b>	TUR	Turkish Puccetti Racing	Kawasaki ZX-10RR	09:06'44.999	<b>1'22.851</b>	-0.037	159,032

Start                      End                      The results are provisional until the end of the time limit for protests and appeals  
14/07/2019              09:00                      09:17                      and the completion of the technical checks.

These data/results cannot be reproduced, stored and/or transmitted in whole or in part by any manner of electronic, mechanical, photocopying, recording, broadcasting or otherwise now known or herein after developed without the previous express consent by the copyright owner, except for reproduction in daily press and regular printed publications on sale to the public within 60 days of the event related to those data/results and always provided that copyright symbol appears together as follows below.

© DORNA WSBK ORGANIZATION Srl 2019



## GEICO U.S. Round, 12-14 July 2019 Best Sectors & Speed Warm Up

BEST LAP		
1	54 T. RAZGATLIOGLU	Kawasaki ZX-10RR 1'22.851
2	1 J. REA	Kawasaki ZX-10RR 1'22.888
3	7 C. DAVIES	Ducati Panigale V4 R 1'23.010
4	19 A. BAUTISTA	Ducati Panigale V4 R 1'23.542
5	66 T. SYKES	BMW S1000 RR 1'23.672
6	91 L. HASLAM	Kawasaki ZX-10RR 1'23.799
7	22 A. LOWES	Yamaha YZF R1 1'23.949
8	76 L. BAZ	Yamaha YZF R1 1'24.165
9	33 M. MELANDRI	Yamaha YZF R1 1'24.179
10	81 J. TORRES	Kawasaki ZX-10RR 1'24.199
11	60 M. VAN DER MARK	Yamaha YZF R1 1'24.354
12	28 M. REITERBERGER	BMW S1000 RR 1'24.605
13	36 L. MERCADO	Kawasaki ZX-10RR 1'24.649
14	52 A. DELBIANCO	Honda CBR1000RR 1'24.649
15	21 M. RINALDI	Ducati Panigale V4 R 1'24.861
16	50 E. LAVERTY	Ducati Panigale V4 R 1'24.909
17	23 R. KIYONARI	Honda CBR1000RR 1'25.397
18	11 S. CORTESE	Yamaha YZF R1 1'25.441
19	95 J. BEACH	Yamaha YZF R1 1'25.518

SPEED		
1	19 A. BAUTISTA	Ducati Panigale V4 R 262,1
2	7 C. DAVIES	Ducati Panigale V4 R 257,6
3	21 M. RINALDI	Ducati Panigale V4 R 257,6
4	91 L. HASLAM	Kawasaki ZX-10RR 254,6
5	1 J. REA	Kawasaki ZX-10RR 253,4
6	54 T. RAZGATLIOGLU	Kawasaki ZX-10RR 252,8
7	50 E. LAVERTY	Ducati Panigale V4 R 252,8
8	66 T. SYKES	BMW S1000 RR 251,6
9	22 A. LOWES	Yamaha YZF R1 249,8
10	33 M. MELANDRI	Yamaha YZF R1 249,2
11	95 J. BEACH	Yamaha YZF R1 246,9
12	81 J. TORRES	Kawasaki ZX-10RR 246,4
13	28 M. REITERBERGER	BMW S1000 RR 246,4
14	60 M. VAN DER MARK	Yamaha YZF R1 246,4
15	36 L. MERCADO	Kawasaki ZX-10RR 245,8
16	11 S. CORTESE	Yamaha YZF R1 245,2
17	76 L. BAZ	Yamaha YZF R1 245,2
18	52 A. DELBIANCO	Honda CBR1000RR 244,1
19	23 R. KIYONARI	Honda CBR1000RR 241,9

SEG. 1		SEG. 2		SEG. 3		SEG. 4	
1	54 T. RAZGATLIOGLU 21.689	1	54 T. RAZGATLIOGLU 17.223	1	7 C. DAVIES 19.004	1	1 J. REA 24.715
2	1 J. REA 21.755	2	1 J. REA 17.239	2	1 J. REA 19.094	2	54 T. RAZGATLIOGLU 24.816
3	7 C. DAVIES 21.783	3	7 C. DAVIES 17.305	3	54 T. RAZGATLIOGLU 19.108	3	7 C. DAVIES 24.818
4	19 A. BAUTISTA 21.786	4	91 L. HASLAM 17.352	4	76 L. BAZ 19.208	4	19 A. BAUTISTA 24.877
5	66 T. SYKES 21.902	5	33 M. MELANDRI 17.352	5	19 A. BAUTISTA 19.216	5	66 T. SYKES 24.925
6	91 L. HASLAM 21.903	6	19 A. BAUTISTA 17.394	6	22 A. LOWES 19.266	6	91 L. HASLAM 25.015
7	33 M. MELANDRI 21.951	7	60 M. VAN DER MARK 17.405	7	91 L. HASLAM 19.272	7	60 M. VAN DER MARK 25.088
8	22 A. LOWES 21.959	8	22 A. LOWES 17.432	8	66 T. SYKES 19.289	8	22 A. LOWES 25.130
9	81 J. TORRES 21.986	9	66 T. SYKES 17.436	9	81 J. TORRES 19.327	9	81 J. TORRES 25.147
10	36 L. MERCADO 22.090	10	52 A. DELBIANCO 17.443	10	33 M. MELANDRI 19.473	10	33 M. MELANDRI 25.158
11	76 L. BAZ 22.095	11	76 L. BAZ 17.506	11	52 A. DELBIANCO 19.483	11	21 M. RINALDI 25.235
12	28 M. REITERBERGER 22.157	12	81 J. TORRES 17.526	12	36 L. MERCADO 19.491	12	76 L. BAZ 25.246
13	60 M. VAN DER MARK 22.180	13	28 M. REITERBERGER 17.536	13	60 M. VAN DER MARK 19.499	13	50 E. LAVERTY 25.267
14	52 A. DELBIANCO 22.183	14	11 S. CORTESE 17.623	14	28 M. REITERBERGER 19.507	14	52 A. DELBIANCO 25.293
15	50 E. LAVERTY 22.208	15	23 R. KIYONARI 17.625	15	50 E. LAVERTY 19.666	15	36 L. MERCADO 25.298
16	21 M. RINALDI 22.267	16	21 M. RINALDI 17.651	16	21 M. RINALDI 19.669	16	28 M. REITERBERGER 25.360
17	95 J. BEACH 22.322	17	36 L. MERCADO 17.656	17	23 R. KIYONARI 19.677	17	11 S. CORTESE 25.384
18	11 S. CORTESE 22.371	18	50 E. LAVERTY 17.658	18	95 J. BEACH 19.781	18	23 R. KIYONARI 25.386
19	23 R. KIYONARI 22.486	19	95 J. BEACH 17.754	19	11 S. CORTESE 19.842	19	95 J. BEACH 25.564

14/07/2019

These data/results cannot be reproduced, stored and/or transmitted in whole or in part by any manner of electronic, mechanical, photocopying, recording, broadcasting or otherwise now known or herein after developed without the previous express consent by the copyright owner, except for reproduction in daily press and regular printed publications on sale to the public within 60 days of the event related to those data/results and always provided that copyright symbol appears together as follows below.

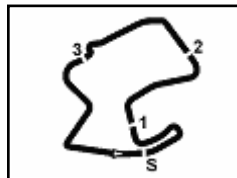
© DORNA WSBK ORGANIZATION Srl 2019

**FICR PERUGIA TIMING**


Official Tyre Supplier



Official Timekeeper



WeatherTech Raceway 3.660 m

## GEICO U.S. Round, 12-14 July 2019

### Ideal Times Warm Up

No.	Rider	Nat	Bike	Seg. 1	Seg. 2	Seg. 3	Seg. 4	Ideal Time		
				Diff. 1	Diff. 2	Diff. 3	Diff. 4	Best Lap	Pos.	Diff.
1	<b>1 J. REA</b>	GBR	Kawasaki ZX-10RR	21.755 +0.029	17.239 +0.037	19.094 +0.019	<b>24.715</b>	<b>1'22.803</b> 1'22.888	2	0.085
2	<b>54 T. RAZGATLIOGLU</b>	TUR	Kawasaki ZX-10RR	<b>21.689</b>	<b>17.223</b>	19.108 +0.015	24.816	<b>1'22.836</b> 1'22.851	1	0.015
3	<b>7 C. DAVIES</b>	GBR	Ducati Panigale V4 R	21.783 +0.019	17.305 +0.081	<b>19.004</b>	24.818	<b>1'22.910</b> 1'23.010	3	0.100
4	<b>19 A. BAUTISTA</b>	ESP	Ducati Panigale V4 R	21.786 +0.084	17.394 +0.034	19.216	24.877 +0.151	<b>1'23.273</b> 1'23.542	4	0.269
5	<b>91 L. HASLAM</b>	GBR	Kawasaki ZX-10RR	21.903 +0.157	17.352 +0.100	19.272	25.015	<b>1'23.542</b> 1'23.799	6	0.257
6	<b>66 T. SYKES</b>	GBR	BMW S1000 RR	21.902	17.436	19.289 +0.019	24.925 +0.101	<b>1'23.552</b> 1'23.672	5	0.120
7	<b>22 A. LOWES</b>	GBR	Yamaha YZF R1	21.959 +0.055	17.432 +0.107	19.266	25.130	<b>1'23.787</b> 1'23.949	7	0.162
8	<b>33 M. MELANDRI</b>	ITA	Yamaha YZF R1	21.951 +0.134	17.352 +0.058	19.473	25.158 +0.053	<b>1'23.934</b> 1'24.179	9	0.245
9	<b>81 J. TORRES</b>	ESP	Kawasaki ZX-10RR	21.986 +0.078	17.526 +0.089	19.327 +0.046	25.147	<b>1'23.986</b> 1'24.199	10	0.213
10	<b>76 L. BAZ</b>	FRA	Yamaha YZF R1	22.095	17.506 +0.016	19.208	25.246 +0.094	<b>1'24.055</b> 1'24.165	8	0.110
11	<b>60 M. VAN DER MARK</b>	NED	Yamaha YZF R1	22.180 +0.037	17.405 +0.130	19.499 +0.015	25.088	<b>1'24.172</b> 1'24.354	11	0.182
12	<b>52 A. DELBIANCO</b>	ITA	Honda CBR1000RR	22.183 +0.127	17.443 +0.120	19.483	25.293	<b>1'24.402</b> 1'24.649	14	0.247
13	<b>36 L. MERCADO</b>	ARG	Kawasaki ZX-10RR	22.090	17.656 +0.017	19.491	25.298 +0.097	<b>1'24.535</b> 1'24.649	13	0.114
14	<b>28 M. REITERBERGER</b>	GER	BMW S1000 RR	22.157 +0.033	17.536	19.507	25.360 +0.012	<b>1'24.560</b> 1'24.605	12	0.045
15	<b>50 E. LAVERTY</b>	IRL	Ducati Panigale V4 R	22.208	17.658	19.666 +0.110	25.267	<b>1'24.799</b> 1'24.909	16	0.110
16	<b>21 M. RINALDI</b>	ITA	Ducati Panigale V4 R	22.267 +0.017	17.651	19.669	25.235 +0.022	<b>1'24.822</b> 1'24.861	15	0.039
17	<b>23 R. KIYONARI</b>	JPN	Honda CBR1000RR	22.486 +0.111	17.625	19.677	25.386 +0.112	<b>1'25.174</b> 1'25.397	17	0.223
18	<b>11 S. CORTESE</b>	GER	Yamaha YZF R1	22.371	17.623 +0.221	19.842	25.384	<b>1'25.220</b> 1'25.441	18	0.221
19	<b>95 J. BEACH</b>	USA	Yamaha YZF R1	22.322	17.754 +0.007	19.781 +0.016	25.564 +0.074	<b>1'25.421</b> 1'25.518	19	0.097
<b>Overall Ideal Time</b>				21.689	17.223	19.004	24.715	<b>1'22.631</b>		

14/07/2019

These data/results cannot be reproduced, stored and/or transmitted in whole or in part by any manner of electronic, mechanical, photocopying, recording, broadcasting or otherwise now known or herein after developed without the previous express consent by the copyright owner, except for reproduction in daily press and regular printed publications on sale to the public within 60 days of the event related to those data/results and always provided that copyright symbol appears together as follows below.

© DORNA WSBK ORGANIZATION Srl 2019

**PIRELLI PERUGIA TIMING**

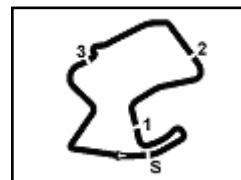

Official Tyre Supplier



Official Timekeeper







## GEICO U.S. Round, 12-14 July 2019 Chronological Analysis Warm Up

8	<b>22.371</b>	17.844	<b>19.842</b>	<b>25.384</b>	<b>1'25.441</b>	234,5	9:14'32.453
9	22.406	17.663	20.119	25.507	1'25.695	238,1	9:15'58.148

19°							
95 J. BEACH (1'25.518)							
Lap	Seg.1	Seg.2	Seg.3	Seg.4	Lap Time	km/h	Local Time
1							9:00'05.789
2	42.550	18.705	20.689	26.248	1'48.192P		9:01'53.981
3	22.900	17.837	20.225	25.828	1'26.790	239,2	9:03'20.771
4	22.957	17.823	20.100	25.921	1'26.801	234,0	9:04'47.572
5	25.425	18.094	21.830	2'26.327	3'31.676P	229,4	9:08'19.248
6	42.144	18.228	20.212	25.686	1'46.270P		9:10'05.518
7	22.570	<b>17.754</b>	20.007	25.705	1'26.036	239,7	9:11'31.554
8	22.557	17.792	<b>19.781</b>	25.591	1'25.721	244,1	9:12'57.275
9	<b>22.322</b>	17.761	19.797	25.638	<b>1'25.518</b>	<b>246,9</b>	9:14'22.793
10	22.577	17.843	19.845	<b>25.564</b>	1'25.829	245,2	9:15'48.622

14/07/2019 P = Pits In/Out - C = Lap Time Cancelled

These data/results cannot be reproduced, stored and/or transmitted in whole or in part by any manner of electronic, mechanical, photocopying, recording, broadcasting or otherwise now known or herein after developed without the previous express consent by the copyright owner, except for reproduction in daily press and regular printed publications on sale to the public within 60 days of the event related to those data/results and always provided that copyright symbol appears together as follows below.

© DORNA WSBK ORGANIZATION Srl 2019



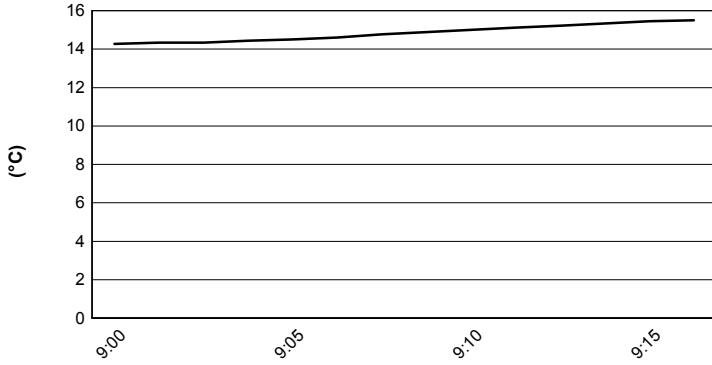
**GEICO U.S. Round, 12-14 July 2019**

**Weather Report Warm Up**

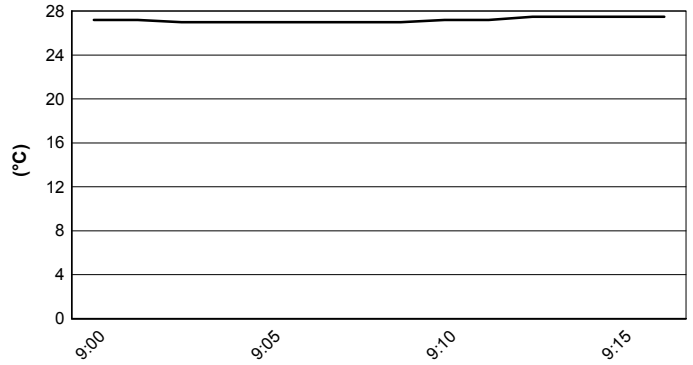
Session started 09:00 - Session ended 9:17

WeatherTech Raceway 3.660 m

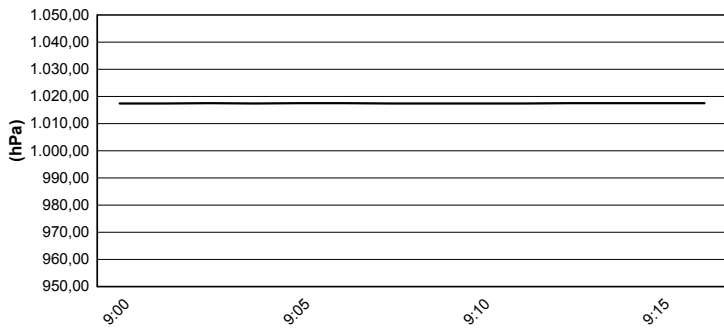
### Air Temperature



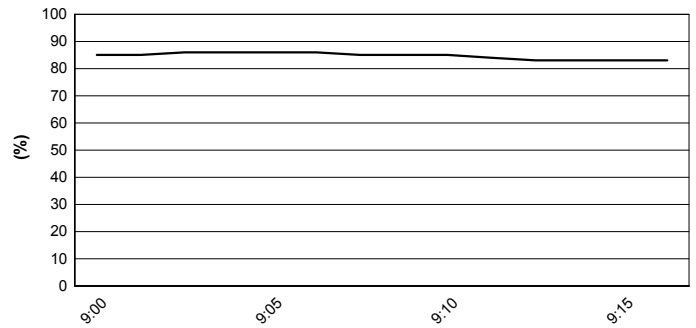
### Track Temperature



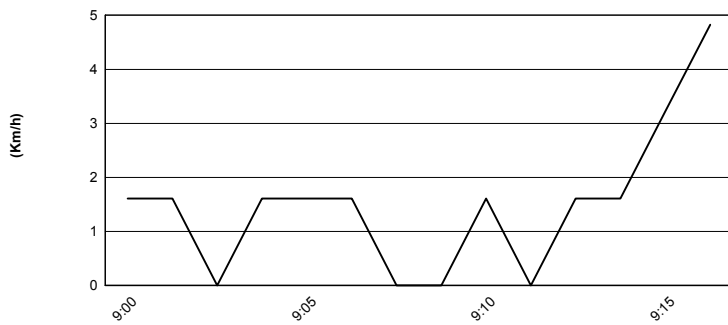
### Air Pressure



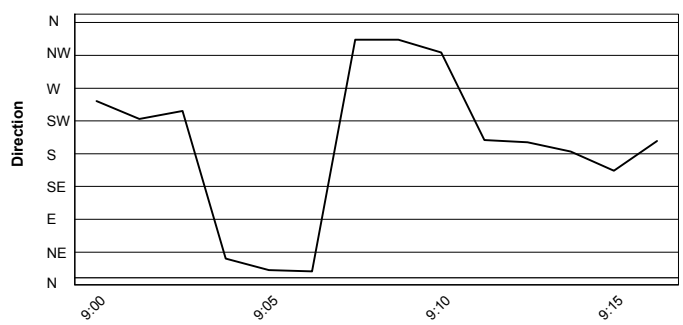
### Humidity



### Wind Speed



### Wind Direction

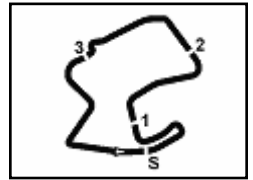


14/07/2019

These data/results cannot be reproduced, stored and/or transmitted in whole or in part by any manner of electronic, mechanical, photocopying, recording, broadcasting or otherwise now known or herein after developed without the previous express consent by the copyright owner, except for reproduction in daily press and regular printed publications on sale to the public within 60 days of the event related to those data/results and always provided that copyright symbol appears together as follows below.

© DORNA WSBK ORGANIZATION Srl 2019





## GEICO U.S. Round, 12-14 July 2019

### Starting Grid - Tissot Superpole Race

WeatherTech Raceway 3.660 m

10 Laps x 3,660 km = 36,600 km

Pos	Number	Name	Team	Time	Pos
1	1	REA J.	Kawasaki	1'21.876	1
2	7	DAVIES C.	Ducati	1'21.885	2
3	19	BAUTISTA A.	Ducati	1'22.048	3
4	66	SYKES T.	BMW	1'22.444	4
5	91	HASLAM L.	Kawasaki	1'22.449	5
6	81	TORRES J.	Kawasaki	1'22.743	6
7	54	RAZGATLIOGLU T.	Kawasaki	1'22.875	7
8	22	LOWES A.	Yamaha	1'23.076	8
9	76	BAZ L.	Yamaha	1'23.185	9
10	50	LAVERTY E.	Ducati	1'23.232	10
11	28	REITERBERGER M.	BMW	1'23.454	11
12	36	MERCADO L.	Kawasaki	1'23.519	12
13	11	CORTESE S.	Yamaha	1'23.562	13
14	21	RINALDI M.	Ducati	1'23.740	14
15	60	VAN DER MARK M.	Yamaha	1'23.904	15
16	95	BEACH J.	Yamaha	1'24.152	16
17	33	MELANDRI M.	Yamaha	1'24.478	17
18	52	DELBIANCO A.	Honda	1'24.479	18
19	23	KIYONARI R.	Honda	1'24.701	19

14/07/2019 The Race Director .....

These data/results cannot be reproduced, stored and/or transmitted in whole or in part by any manner of electronic, mechanical, photocopying, recording, broadcasting or otherwise now known or herein after developed without the previous express consent by the copyright owner, except for reproduction in daily press and regular printed publications on sale to the public within 60 days of the event related to those data/results and always provided that copyright symbol appears together as follows below.

© DORNA WSBK ORGANIZATION Srl 2019

FKR PERUGIA TIMING



Official Tyre Supplier



Official Timekeeper