
**Phillip Island DWO Official Test, 16-17 February 2015**  
**Superbike - Results Monday 2nd**

No.	Rider	Nat	Team	Bike	Time	Gap	Rel.	Laps	Speed	
									Avg	Max
1	22 A. <b>LOWES</b>	GBR	VOLTCOM Crescent Suzuki	Suzuki GSX-R1000	<b>1'31.332</b>			29	175,207	<b>303,4</b>
2	91 L. <b>HASLAM</b>	GBR	Aprilia Racing Team - Red Devils	Aprilia RSV4 RF	<b>1'31.692</b>	0.360	0.360	36	174,519	<b>302,5</b>
3	65 J. <b>REA</b>	GBR	Kawasaki Racing Team	Kawasaki ZX-10R	<b>1'31.752</b>	0.420	0.060	34	174,405	<b>305,1</b>
4	66 T. <b>SYKES</b>	GBR	Kawasaki Racing Team	Kawasaki ZX-10R	<b>1'31.753</b>	0.421	0.001	37	174,403	<b>300,8</b>
5	81 J. <b>TORRES</b>	ESP	Aprilia Racing Team - Red Devils	Aprilia RSV4 RF	<b>1'31.783</b>	0.451	0.030	35	174,346	<b>304,2</b>
6	34 D. <b>GIUGLIANO</b>	ITA	Aruba.it Racing-Ducati SBK Team	Ducati Panigale R	<b>1'31.951</b>	0.619	0.168	3	174,027	<b>302,5</b>
7	7 C. <b>DAVIES</b>	GBR	Aruba.it Racing-Ducati SBK Team	Ducati Panigale R	<b>1'32.114</b>	0.782	0.163	28	173,720	<b>305,9</b>
8	60 M. <b>VD MARK</b>	NED	PATA Honda World Superbike Team	Honda CBR1000RR SP	<b>1'32.408</b>	1.076	0.294	33	173,167	<b>303,4</b>
9	18 N. <b>TEROL</b>	ESP	Althea Racing	Ducati Panigale R	<b>1'32.425</b>	1.093	0.017	33	173,135	<b>302,5</b>
10	44 D. <b>SALOM</b>	ESP	Team Pedercini	Kawasaki ZX-10R	<b>1'32.588</b>	1.256	0.163	26	172,830	<b>297,5</b>
11	2 L. <b>CAMIER</b>	GBR	MV Agusta Reparto Corse	MV Agusta 1000 F4	<b>1'32.885</b>	1.553	0.297	27	172,278	<b>295,1</b>
12	1 S. <b>GUINTOLI</b>	FRA	PATA Honda World Superbike Team	Honda CBR1000RR SP	<b>1'32.891</b>	1.559	0.006	24	172,266	<b>304,2</b>
13	59 N. <b>CANEPA</b>	ITA	Team Hero EBR	EBR 1190 RX	<b>1'33.124</b>	1.792	0.233	28	171,835	<b>291,1</b>
14	15 M. <b>BAIOCCO</b>	ITA	Althea Racing	Ducati Panigale R	<b>1'33.477</b>	2.145	0.353	24	171,186	<b>299,2</b>
15	20 S. <b>BARRIER</b>	FRA	BMW Motorrad Italia SBK Team	BMW S1000 RR	<b>1'33.497</b>	2.165	0.020	31	171,150	<b>299,2</b>
16	36 L. <b>MERCADO</b>	ARG	BARNI Racing Team	Ducati Panigale R	<b>1'33.565</b>	2.233	0.068	33	171,025	<b>297,5</b>
17	77 J. <b>METCHER</b>	AUS	Race Center - Demolition Plus	Kawasaki ZX-10R	<b>1'34.382</b>	3.050	0.817	20	169,545	<b>295,9</b>
18	40 R. <b>RAMOS</b>	ESP	Team Go Eleven	Kawasaki ZX-10R	<b>1'34.577</b>	3.245	0.195	30	169,195	<b>291,1</b>
19	12 M. <b>WALTERS</b>	AUS	Team Pedercini	Kawasaki ZX-10R	<b>1'34.637</b>	3.305	0.060	18	169,088	<b>288,8</b>
20	72 L. <b>PEGRAM</b>	USA	Team Hero EBR	EBR 1190 RX	<b>1'35.006</b>	3.674	0.369	36	168,431	<b>279,8</b>
21	51 S. <b>BARRAGÁN</b>	ESP	Grillini SBK Team	Kawasaki ZX-10R	<b>1'35.754</b>	4.422	0.748	33	167,116	<b>283,5</b>
22	75 G. <b>RIZMAYER</b>	HUN	BMW Team Toth	BMW S1000 RR	<b>1'36.500</b>	5.168	0.746	28	165,824	<b>287,2</b>
23	23 C. <b>PONSSON</b>	FRA	Grillini SBK Team	Kawasaki ZX-10R	<b>1'36.607</b>	5.275	0.107	35	165,640	<b>286,5</b>
24	10 I. <b>TOTH</b>	HUN	BMW Team Toth	BMW S1000 RR	<b>1'36.873</b>	5.541	0.266	31	165,185	<b>290,3</b>

AIR	Humidity:	60%	Temp:	24°C
TRACK	Condition:	Dry	Temp:	37°C

Lap Record:	2014 C.Davies	1'30.949	175,940	Km/h
Best Lap:	2014 S.Guintoli	1'30.038	177,720	Km/h

 Start  
 16/02/2015 15:40

 End  
 17:42

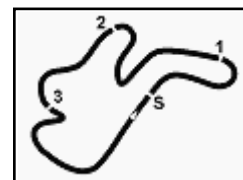
 The results are provisional until the end of the time limit for protests and appeals  
 and the completion of the technical checks.

**FCR PERDIERI TIMING**


Official Tyre Supplier



Official Timekeeper



## Phillip Island DWO Official Test, 16-17 February 2015 Superbike - Results Monday 2nd

### Session Highlights

15.40.10		Start
15.41.29		Baldolini is requested in Timekeeping Room
15.47.51		RED FLAG
15.48.14	Giugliano	Crashed - Rider OK - Turn 11
15.50.05	Giugliano	Medical Center
15.51.19	Giugliano	Entered Pits
16.14.29	Baiocco	Technical Problem - Turn 9/10
16.36.51	Giugliano	Entered Pits
17.21.20		RED FLAG
17.27.43		Pit Lane will open at: 17.30
17.38.47	Terol	Technical Problem - Turn 6
17.42.16		End Of Session

### Fastest Laps Sequence

No.	Rider	Nat	Team	Bike	Local Time	Time	Gap	Avg
72	L. PEGRAM	USA	Team Hero EBR	EBR 1190 RX	15:41'57.011	<b>1'48.478</b>		147,514
7	C. DAVIES	GBR	Aruba.it Racing-Ducati SBK Team	Ducati Panigale R	15:42'39.027	<b>1'44.938</b>	-3.540	152,490
65	J. REA	GBR	Kawasaki Racing Team	Kawasaki ZX-10R	15:43'18.541	<b>1'41.817</b>	-3.121	157,164
72	L. PEGRAM	USA	Team Hero EBR	EBR 1190 RX	15:43'35.214	<b>1'38.203</b>	-3.614	162,948
59	N. CANEPA	ITA	Team Hero EBR	EBR 1190 RX	15:43'41.865	<b>1'35.580</b>	-2.623	167,420
22	A. LOWES	GBR	VOLTCOM Crescent Suzuki	Suzuki GSX-R1000	15:44'03.181	<b>1'34.338</b>	-1.242	169,624
7	C. DAVIES	GBR	Aruba.it Racing-Ducati SBK Team	Ducati Panigale R	15:44'12.101	<b>1'33.074</b>	-1.264	171,928
65	J. REA	GBR	Kawasaki Racing Team	Kawasaki ZX-10R	15:44'51.522	<b>1'32.981</b>	-0.093	172,100
91	L. HASLAM	GBR	Aprilia Racing Team - Red Devils	Aprilia RSV4 RF	15:45'46.708	<b>1'32.318</b>	-0.663	173,336
34	D. GIUGLIANO	ITA	Aruba.it Racing-Ducati SBK Team	Ducati Panigale R	15:46'00.792	<b>1'31.951</b>	-0.367	174,027
66	T. SYKES	GBR	Kawasaki Racing Team	Kawasaki ZX-10R	15:59'16.600	<b>1'31.753</b>	-0.198	174,403
65	J. REA	GBR	Kawasaki Racing Team	Kawasaki ZX-10R	17:10'56.090	<b>1'31.752</b>	-0.001	174,405
22	A. LOWES	GBR	VOLTCOM Crescent Suzuki	Suzuki GSX-R1000	17:38'13.338	<b>1'31.332</b>	-0.420	175,207

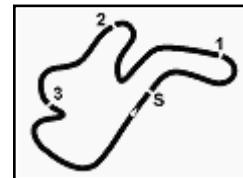
16/02/2015 Start  
15:40

End  
17:42

The results are provisional until the end of the time limit for protests and appeals and the completion of the technical checks.

FICR PERIODIA TIMING





Phillip Island 4.445 m

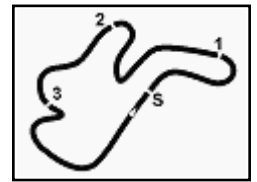
## Phillip Island DWO Official Test, 16-17 February 2015

### Superbike - Ideal Times Monday 2nd

No.	Rider	Nat	Bike	Seg. 1	Seg. 2	Seg. 3	Seg. 4	Seg. 5	Ideal Time	Lap Time	Pos.	Diff.
1	<b>22 A. LOWES</b>	GBR	Suzuki GSX-R1000	3.248	<b>18.578</b>	26.379	<b>17.340</b>	25.752	<b>1'31.297</b>	1'31.332	1	0.035
2	<b>91 L. HASLAM</b>	GBR	Aprilia RSV4 RF	3.252	18.658	<b>26.337</b>	17.595	25.586	<b>1'31.428</b>	1'31.692	2	0.264
3	<b>66 T. SYKES</b>	GBR	Kawasaki ZX-10R	3.269	18.609	26.411	17.492	25.712	<b>1'31.493</b>	1'31.753	4	0.260
4	<b>65 J. REA</b>	GBR	Kawasaki ZX-10R	3.253	18.663	26.490	17.505	25.750	<b>1'31.661</b>	1'31.752	3	0.091
5	<b>81 J. TORRES</b>	ESP	Aprilia RSV4 RF	<b>3.235</b>	18.650	26.601	17.569	25.637	<b>1'31.692</b>	1'31.783	5	0.091
6	<b>34 D. GIUGLIANO</b>	ITA	Ducati Panigale R	3.247	18.744	26.641	17.557	<b>25.582</b>	<b>1'31.771</b>	1'31.951	6	0.180
7	<b>7 C. DAVIES</b>	GBR	Ducati Panigale R	3.237	18.676	26.471	17.648	25.892	<b>1'31.924</b>	1'32.114	7	0.190
8	<b>18 N. TEROL</b>	ESP	Ducati Panigale R	3.241	18.826	26.729	17.694	25.633	<b>1'32.123</b>	1'32.425	9	0.302
9	<b>60 M. VD MARK</b>	NED	Honda CBR1000RR SP	3.253	18.661	26.711	17.644	25.944	<b>1'32.213</b>	1'32.408	8	0.195
10	<b>44 D. SALOM</b>	ESP	Kawasaki ZX-10R	3.330	18.831	26.652	17.662	25.833	<b>1'32.308</b>	1'32.588	10	0.280
11	<b>1 S. GUINTOLI</b>	FRA	Honda CBR1000RR SP	3.257	18.778	26.833	17.759	25.987	<b>1'32.614</b>	1'32.891	12	0.277
12	<b>2 L. CAMIER</b>	GBR	MV Agusta 1000 F4	3.357	18.941	26.690	17.820	25.963	<b>1'32.771</b>	1'32.885	11	0.114
13	<b>59 N. CANEPA</b>	ITA	EBR 1190 RX	3.369	18.881	27.001	17.735	25.803	<b>1'32.789</b>	1'33.124	13	0.335
14	<b>20 S. BARRIER</b>	FRA	BMW S1000 RR	3.280	18.828	26.987	17.867	26.138	<b>1'33.100</b>	1'33.497	15	0.397
15	<b>36 L. MERCADO</b>	ARG	Ducati Panigale R	3.291	19.194	26.937	17.890	26.084	<b>1'33.396</b>	1'33.565	16	0.169
16	<b>15 M. BAIOTTO</b>	ITA	Ducati Panigale R	3.298	19.055	27.048	17.935	26.138	<b>1'33.474</b>	1'33.477	14	0.003
17	<b>77 J. METCHER</b>	AUS	Kawasaki ZX-10R	3.324	19.153	27.336	17.966	26.374	<b>1'34.153</b>	1'34.382	17	0.229
18	<b>40 R. RAMOS</b>	ESP	Kawasaki ZX-10R	3.337	19.141	27.471	17.942	26.303	<b>1'34.194</b>	1'34.577	18	0.383
19	<b>12 M. WALTERS</b>	AUS	Kawasaki ZX-10R	3.410	19.097	27.485	18.016	26.463	<b>1'34.471</b>	1'34.637	19	0.166
20	<b>72 L. PEGRAM</b>	USA	EBR 1190 RX	3.474	19.407	27.356	18.223	26.476	<b>1'34.936</b>	1'35.006	20	0.070
21	<b>51 S. BARRAGÁN</b>	ESP	Kawasaki ZX-10R	3.469	19.672	27.570	18.356	26.608	<b>1'35.675</b>	1'35.754	21	0.079
22	<b>75 G. RIZMAYER</b>	HUN	BMW S1000 RR	3.426	19.644	27.807	18.440	26.911	<b>1'36.228</b>	1'36.500	22	0.272
23	<b>23 C. PONSSON</b>	FRA	Kawasaki ZX-10R	3.422	19.775	27.796	18.351	26.901	<b>1'36.245</b>	1'36.607	23	0.362
24	<b>10 I. TOTH</b>	HUN	BMW S1000 RR	3.393	19.706	28.119	18.489	27.060	<b>1'36.767</b>	1'36.873	24	0.106
<b>Overall Ideal Time</b>				<b>3.235</b>	<b>18.578</b>	<b>26.337</b>	<b>17.340</b>	<b>25.582</b>	<b>1'31.072</b>			







Phillip Island DWO Official Test, 16-17 February 2015  
Superbike - Chronological Analysis Monday 2nd

Phillip Island 4.445 m

15	3.285	18.989	26.818	17.625	25.656	1'32.373	296.7	16:35'33.773
16	3.271	23.072	37.401	18.771	26.536	1'49.051	298.3	16:37'22.824
17			26.939	17.634	26.053	1'32.733		16:38'55.557
18	3.274	18.854	26.968	17.651	26.119	1'32.866	299.2	16:40'28.423
19	3.256	18.811	26.743	17.702	25.832	1'32.344	303.4	16:42'00.767
20	3.322	21.420			14'31.741	15'43.533 P	291.1	16:57'44.300
21			31.971	18.709	27.005	1'54.847 P		16:59'39.147
22	3.310	19.026	26.897	17.687	26.022	1'32.942	295.9	17:01'12.089
23	3.366	19.581	27.001	17.685	25.965	1'33.598	289.5	17:02'45.687
24			26.923	17.686	25.921	1'32.958		17:04'18.645
25	3.294	18.843	28.624	19.003	10'28.882	11'38.646 P	298.3	17:15'57.291
26						1'53.070 P		17:17'50.361
27	3.288	18.864	26.718	17.844	25.778	1'32.942	298.3	17:19'22.853
28	3.269	18.775	26.662	17.569	25.671	1'31.496	300.0	17:20'54.799
29	3.260	18.796	29.471	23.259	8'56.131	10'10.917 P	300.8	17:31'05.716
30			29.856	18.032	25.802	1'44.810 P		17:32'50.526
31	3.261	18.803	26.866	17.594	25.798	1'32.322	301.7	17:34'22.848
32	3.261	18.650	26.601	17.634	25.637	1'31.783	303.4	17:35'54.631
33	3.238	18.834			26.383	1'34.933	302.5	17:37'29.564
34	3.235	18.819	26.677	17.687	25.682	1'32.100	304.2	17:39'01.664
35	3.246	18.707	26.766	17.586	25.637	1'31.942	303.4	17:40'33.606

22	3.308	19.208	27.102	17.968	26.188	1'33.774	297.5	17:15'54.392
23	3.342	19.110	26.937	17.985	26.254	1'33.628	295.1	17:17'28.020
24	3.340	19.284	26.994	18.030	26.116	1'33.764	295.1	17:19'01.784
25	3.316	18.864	26.815	17.882	26.120	1'32.997	295.9	17:20'34.781
26	3.327	19.020	26.987	22.757	8'32.295	9'44.386 P	295.9	17:30'19.167
27			27.291	20.183	31.293	1'46.660 P		17:32'05.827
28	3.316	18.909	27.023	17.760	26.112	1'33.120	298.3	17:33'38.947
29	3.303	18.782	26.792	17.798	26.068	1'32.743	297.5	17:35'11.690
30	3.309	18.713	26.813	17.736	25.947	1'32.518	297.5	17:36'44.208
31	3.290	18.661	26.711	17.791	25.955	1'32.408	299.2	17:38'16.616
32	3.276	18.713	26.818	17.765	25.944	1'32.516	300.8	17:39'49.132
33	3.281	18.788	26.879	17.644	26.333	1'32.925	300.0	17:41'22.057

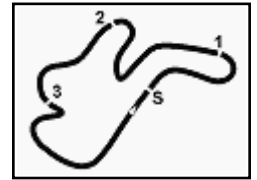
9° 18 N. TERLO (1'32.425)									
Lap	Seg. 1	Seg. 2	Seg. 3	Seg. 4	Seg. 5	Lap Time	km/h	Local Time	
1			30.453	18.540	30.837	1'51.986 P		15:41'52.752	
2	3.331	19.281	27.238	18.089	25.878	1'33.817	294.3	15:43'44.738	
3	3.284	19.091	26.977	17.761	25.633	1'32.746	297.5	15:45'18.555	
4	3.241			18.280	31.916	1'39.975	302.5	15:46'51.301	
5	4.352	21.878	29.244	19.822	9'55.509	11'10.805 P	223.1	15:48'31.276	
6			30.866	20.110	26.148	1'50.599 P		15:49'42.081	
7	3.289	19.118	26.982	17.741	25.884	1'33.014	298.3	16:01'32.680	
8	3.277	19.106	27.905	18.377	26.009	1'35.034	300.0	16:03'05.694	
9	3.283	18.827	26.906	17.867	25.716	1'32.599	298.3	16:04'40.728	
10	3.281	18.827	26.968	17.846	25.789	1'32.711	299.2	16:06'13.327	
11	3.299	18.873	26.904	17.840	26.193	1'33.109	295.9	16:07'46.038	
12	3.394	23.151			17.068	1'40.921	279.1	16:09'19.147	
13	3.293	18.938	27.264	18.211	9'11.448	10'19.154 P	297.5	16:11'00.068	
14			29.641	18.393	26.708	1'46.542 P		16:12'30.5764	
15	3.309	19.188	27.107	17.822	25.983	1'33.409	297.5	16:13'49.173	
16	3.283	19.001	27.099	17.819	26.016	1'33.218	299.2	16:15'12.391	
17	3.282	24.091			26.584	1'42.699	299.2	16:16'27.509	
18	3.291	21.268	30.931	19.613	11'35.364	12'50.467 P	299.2	16:17'45.557	
19			29.896	18.719	26.272	1'47.579 P		16:18'43.136	
20	3.293	19.204	30.364	18.349	26.244	1'37.454	297.5	16:19'40.590	
21	3.302	19.028	26.958	17.813	25.825	1'32.926	295.9	16:20'54.516	
22	3.286			17.914	25.896	1'33.163	298.3	16:22'16.679	
23	3.291	22.969	31.752	20.724	14'32.063	15'50.799 P	299.2	16:23'07.478	
24			32.357	18.233	26.472	1'51.037 P		16:24'58.515	
25	3.304	19.004	29.095	17.977	25.991	1'35.371	296.7	16:26'33.886	
26	3.288	18.852	26.729	17.766	25.790	1'32.425	299.2	16:27'55.090	
27	3.273			18.502	26.473	1'35.570	300.8	16:29'06.311	
28	3.291	18.956	56.253	18.422	26.358	2'03.280	298.3	16:30'14.161	
29	3.292	19.026	26.969	17.761	25.839	1'32.887	297.5	16:31'18.048	
30			30.444	18.965	17'38.407	18'51.812 P		16:32'09.860	
31			29.755	18.067	26.041	1'44.975 P		16:33'54.835	
32	3.291	18.901	26.949	17.701	25.705	1'32.547	297.5	16:35'27.382	
33	3.269	18.873	26.811	17.694	25.819	1'32.466	300.0	16:36'59.848	

10° 44 D. SALOM (1'32.588)									
Lap	Seg. 1	Seg. 2	Seg. 3	Seg. 4	Seg. 5	Lap Time	km/h	Local Time	
1			28.739	18.549	31.176	1'52.418 P		15:43'44.911	
2	3.395	19.352	27.019	17.997	26.336	1'34.099	290.3	15:47'11.428	
3	3.393	19.100	26.766	18.370	7'21.247	8'28.876 P	289.5	15:55'40.304	
4			35.775	18.496	26.986	1'54.988 P		15:57'35.292	
5	3.400	19.042	26.795	17.955	26.192	1'33.384	288.8	15:59'08.676	
6	3.367	18.869	26.662	17.811	25.999	1'32.708	291.9	16:00'41.384	
7	3.345	18.831	26.780	17.726	25.948	1'32.630	293.5	16:02'14.014	
8	3.349	18.962	27.132	18.164	28'49.176	29'56.783 P	295.1	16:32'10.797	
9			28.746	18.530	29.579	1'51.632 P		16:34'02.429	
10	3.369	18.940	26.826	17.762	32.702	1'39.599	291.9	16:35'42.028	
11	3.370	19.055	26.876	17.754	26.088	1'33.143	291.9	16:37'15.171	
12	3.381	18.899	26.691	17.811	26.091	1'32.873	290.3	16:38'48.044	
13	3.383	20.680	29.847	18.455	17'49.815	19'02.180 P	290.3	16:57'50.224	
14			28.864	18.842	27.494	1'49.188 P		16:59'39.412	
15	3.339	18.994	26.917	17.764	25.833	1'32.847	295.1	17:01'12.259	
16	3.330	19.298	26.828	17.790	26.174	1'33.420	297.5	17:02'45.679	
17	3.410	19.366	26.857	17.842	26.123	1'33.598	288.0	17:04'19.277	
18	3.368	18.835	26.695	17.803	26.140	1'32.841	291.9	17:05'52.118	
19	3.406	19.145	27.467	18.322	13'57.868	15'06.208 P	288.0	17:20'58.326	
20			29.920	29.213	9'24.360	10'58.419 P		17:31'56.745	
21			27.654	17.786	26.095	1'44.966 P		17:33'41.711	
22	3.413	19.007	27.037	17.700	26.021	1'33.178	288.0	17:35'14.889	
23	3.372	18.963	26.784	17.770	25.963	1'32.852	291.9	17:36'47.741	
24	3.363	18.906	26.715	17.824	25.930	1'32.738	291.9	17:38'20.479	
25	3.370	18.856	26.740	17.662	25.960	1'32.588	291.1	17:39'53.067	
26	3.384	18.846	26.652	17.868	26.230	1'32.980	291.1	17:41'26.047	

11° 2 L. CAMIER (1'32.885)									
Lap	Seg. 1	Seg. 2	Seg. 3	Seg. 4	Seg. 5	Lap Time	km/h	Local Time	
1			29.270	18.679	27.077	1'52.196 P		15:42'45.359	
2	3.417	19.590	27.215	18.254	26.375	1'34.851	288.8	15:44'37.555	
								15:46'12.406	

P = Pits In/Out - C = Lap-Time Cancelled





Phillip Island DWO Official Test, 16-17 February 2015 Superbike - Chronological Analysis Monday 2nd

Phillip Island 4.445 m

Table with columns: Lap, Seg. 1, Seg. 2, Seg. 3, Seg. 4, Seg. 5, Lap Time, km/h, Local Time. Contains data for riders 19-33.

17° 77 J. METCHER (1'34.382)

Table with columns: Lap, Seg. 1, Seg. 2, Seg. 3, Seg. 4, Seg. 5, Lap Time, km/h, Local Time. Contains data for rider 77 J. METCHER.

18° 40 R. RAMOS (1'34.577)

Table with columns: Lap, Seg. 1, Seg. 2, Seg. 3, Seg. 4, Seg. 5, Lap Time, km/h, Local Time. Contains data for rider 40 R. RAMOS.

19° 12 M. WALTERS (1'34.637)

Table with columns: Lap, Seg. 1, Seg. 2, Seg. 3, Seg. 4, Seg. 5, Lap Time, km/h, Local Time. Contains data for rider 12 M. WALTERS.

Table with columns: Lap, Seg. 1, Seg. 2, Seg. 3, Seg. 4, Seg. 5, Lap Time, km/h, Local Time. Contains data for riders 9-18.

20° 72 L. PEGRAM (1'35.006)

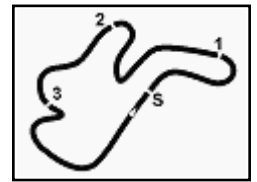
Table with columns: Lap, Seg. 1, Seg. 2, Seg. 3, Seg. 4, Seg. 5, Lap Time, km/h, Local Time. Contains data for rider 72 L. PEGRAM.

21° 51 S. BARRAGAN (1'35.754)

Table with columns: Lap, Seg. 1, Seg. 2, Seg. 3, Seg. 4, Seg. 5, Lap Time, km/h, Local Time. Contains data for rider 51 S. BARRAGAN.

P = Pits In/Out - C = Lap-Time Cancelled





Phillip Island 4.445 m

# Phillip Island DWO Official Test, 16-17 February 2015

## Superbike - Chronological Analysis Monday 2nd

22° 75 G. RIZMAYER (1'36.500)								
Lap	Seg. 1	Seg. 2	Seg. 3	Seg. 4	Seg. 5	Lap Time	km/h	Local Time
33	3.517	19.672	27.570	18.387	26.608	1'35.754	276.9	17:40'42.908
1			40.982	27.370	9'02.534	11'01.496 P		15:45'37.999
2			36.178	31.505	40.015	2'34.588 P		15:56'39.495
3	3.565	21.492	29.015	19.212	27.776	1'41.060	273.4	16:00'55.143
4	3.469	20.392	28.475	18.808	27.716	1'38.860	283.5	16:02'34.003
5	3.470	20.334	28.476	18.769	27.313	1'38.362	284.2	16:04'12.365
6	3.460	20.254	28.088	18.663	27.407	1'37.872	285.7	16:05'50.237
7	3.480	22.070	30.788	18.908	24'41.883	25'57.129 P	283.5	16:31'47.366
8			42.405	29.269	39.994	2'35.976 P		16:34'23.342
9	3.518	20.495	29.222	18.783	27.385	1'39.403	279.8	16:36'02.745
10	3.464	19.955	46.794	24.331	28.352	2'02.896	282.7	16:38'05.641
11	3.530	20.265	28.313	18.735	27.419	1'38.262	279.8	16:39'43.903
12	3.467	19.858	28.091	18.596	27.527	1'37.539	285.0	16:41'21.442
13	3.457	24.498	30.678	18.551	27.076	1'44.260	285.7	16:43'05.702
14	3.460	19.984	28.347	18.771	27.361	1'37.923	285.0	16:44'43.625
15	3.475	23.994	33.778	18.807	7'04.975	8'25.029 P	284.2	16:53'08.654
16			33.722	30.029	41.935	2'26.818 P		16:55'35.472
17	3.569	20.753	34.362	20.739	32.251	1'51.674	276.2	16:57'27.146
18	3.457	20.135	28.106	18.769	27.354	1'37.821	285.0	16:59'04.967
19	3.477	19.890	28.004	18.447	27.277	1'37.095	283.5	17:00'42.062
20	3.482	20.144	27.950	18.661	27.348	1'37.585	282.7	17:02'19.647
21	3.484	19.933	28.144	18.497	27.151	1'37.209	282.7	17:03'56.856
22	3.486	24.487	30.332	18.864	25'41.894	26'59.063 P	282.7	17:30'55.919
23			34.852	20.741	38.748	2'10.789 P		17:33'06.708
24	3.522	20.449	28.855	18.780	26.999	1'38.605	279.8	17:34'45.313
25	3.445	19.730	27.913	18.440	26.996	1'36.524	279.1	17:36'21.837
26	3.437	19.837	27.909	18.651	26.966	1'36.800	286.5	17:37'58.637
27	3.426	19.644	27.807	19.042	26.911	1'36.830	287.2	17:39'35.467
28	3.452	19.708	27.874	18.479	27.017	1'36.500	285.0	17:41'11.967

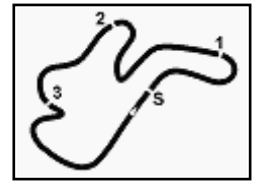
23° 23 C. PONSSON (1'36.607)								
Lap	Seg. 1	Seg. 2	Seg. 3	Seg. 4	Seg. 5	Lap Time	km/h	Local Time
1			31.832	19.469	28.069	1'59.386 P		15:42'42.800
2	3.510	20.923	29.835	19.019	28.160	1'41.447	279.8	15:46'23.633
3	3.497	20.634	28.913	18.663	27.612	1'39.319	279.8	15:48'02.952
4	3.480	21.187	30.369	20.421	8'34.973	9'50.430 P	282.0	15:57'53.382
5			30.949	19.217	27.716	1'54.120 P		15:59'47.502
6	3.468	20.343	28.480	18.736	27.718	1'38.745	282.7	16:01'26.247
7	3.512	20.548	28.453	18.579	27.569	1'38.661	280.5	16:03'04.908
8	3.492	20.251	28.336	18.682	27.395	1'38.156	281.3	16:04'43.064
9	3.483	20.261	28.327	18.777	27.262	1'38.110	282.0	16:06'21.174
10	3.492	20.088	31.464	20.703	32.336	1'48.083	281.3	16:08'09.257
11	3.491	20.479	28.393	18.500	27.402	1'38.265	282.0	16:09'47.522
12	3.491	20.328	28.203	18.548	27.204	1'37.774	282.0	16:11'25.296
13	3.499	24.651	32.889	20.650	21'46.286	23'07.975 P	279.8	16:34'33.271
14			31.458	19.207	27.543	1'53.379 P		16:36'26.650
15	3.491	20.125	28.339	18.759	27.332	1'38.046	280.5	16:38'04.696
16	3.504	20.088	28.876	18.894	32.894	1'44.256	279.8	16:39'48.952
17	3.495	20.230	28.287	18.498	27.363	1'37.873	282.7	16:41'26.825
18	3.496	20.108	28.229	18.505	27.238	1'37.576	282.0	16:43'04.401
19	3.556	20.176	33.380	21.104	29.201	1'47.417	278.4	16:44'51.818
20	3.548	20.118	28.016	18.351	27.150	1'37.183	278.4	16:46'29.001
21	3.502	22.278	31.435	18.955	20'26.778	21'42.948 P	280.5	17:08'11.949
22			33.439	19.483	27.793	1'58.297 P		17:10'10.246
23	3.483	20.065	28.754	18.464	27.197	1'37.963	280.5	17:11'48.209
24	3.474	19.917	28.207	18.444	27.082	1'37.124	281.3	17:13'25.333
25	3.485	19.873	27.985	18.405	26.952	1'36.700	280.5	17:15'02.033
26	3.498	20.065	31.430	21.677	30.598	1'47.268	280.5	17:16'49.301
27	3.511	19.948	27.823	18.399	27.071	1'36.752	279.8	17:18'26.053
28	3.489	19.828	27.929	18.536	27.070	1'36.852	281.3	17:20'02.905
29	3.508	23.802	31.420	20.430	9'33.061	10'52.221 P	279.1	17:30'55.126
30			35.687	19.657	31.172	2'03.597 P		17:32'58.723
31	3.531	20.074	28.319	18.391	27.391	1'37.706	278.4	17:34'36.429
32	3.496	19.815	27.979	18.416	26.901	1'36.607	281.3	17:36'13.036
33	3.496	23.708	28.625	19.179	28.425	1'43.433	280.5	17:37'56.469
34	3.422	19.799	27.796	18.444	27.155	1'36.616	286.5	17:39'33.085
35	3.469	19.775	28.014	18.357	27.110	1'36.725	283.5	17:41'09.810

24° 10 I. TOTH (1'36.873)								
Lap	Seg. 1	Seg. 2	Seg. 3	Seg. 4	Seg. 5	Lap Time	km/h	Local Time
1			33.323	20.659	30.136	2'01.050 P		15:41'26.132
2	3.647	22.795	35.162	20.388	10'44.323	12'06.315 P	263.4	15:55'33.497
3			31.614	20.682	29.991	1'55.472 P		15:57'28.969
4	3.522	21.024	29.688	19.476	28.628	1'42.338	275.5	15:59'11.307
5	3.437	23.101	34.396	20.986	8'26.294	9'48.214 P	283.5	16:08'59.521
6			32.435	20.742	30.734	1'58.908 P		16:10'58.429
7	3.443	20.677	29.108	19.235	28.228	1'40.691	285.7	16:12'39.120
8	3.427	20.559	30.948	19.936	29.692	1'44.562	286.5	16:14'23.682
9	3.421	20.296	29.094	19.050	27.765	1'39.626	288.8	16:16'03.308

P = Pits In/Out - C = Lap-Time Cancelled



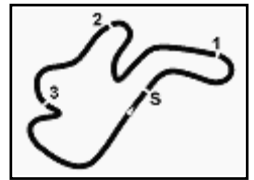




## Phillip Island DWO Official Test, 16-17 February 2015

### Superbike - Results Monday

No.	Rider	Nat	Team	Bike	FP 1	FP 2	Time	Gap	Rel.	Avg	Laps
1	<b>22 A. LOWES</b>	GBR	VOLTCOM Crescent Suzuki	Suzuki GSX-R1000	1'32.806	<b>1'31.332</b>	<b>1'31.332</b>			175,207	47
2	<b>65 J. REA</b>	GBR	Kawasaki Racing Team	Kawasaki ZX-10R	<b>1'31.663</b>	1'31.752	<b>1'31.663</b>	0.331	0.331	174,574	67
3	<b>91 L. HASLAM</b>	GBR	Aprilia Racing Team - Red Devils	Aprilia RSV4 RF	1'31.980	<b>1'31.692</b>	<b>1'31.692</b>	0.360	0.029	174,519	68
4	<b>66 T. SYKES</b>	GBR	Kawasaki Racing Team	Kawasaki ZX-10R	1'31.761	<b>1'31.753</b>	<b>1'31.753</b>	0.421	0.061	174,403	72
5	<b>81 J. TORRES</b>	ESP	Aprilia Racing Team - Red Devils	Aprilia RSV4 RF	1'32.133	<b>1'31.783</b>	<b>1'31.783</b>	0.451	0.030	174,346	67
6	<b>34 D. GIUGLIANO</b>	ITA	Aruba.it Racing-Ducati SBK Team	Ducati Panigale R	<b>1'31.948</b>	1'31.951	<b>1'31.948</b>	0.616	0.165	174,033	30
7	<b>7 C. DAVIES</b>	GBR	Aruba.it Racing-Ducati SBK Team	Ducati Panigale R	1'32.512	<b>1'32.114</b>	<b>1'32.114</b>	0.782	0.166	173,720	50
8	<b>14 R. DE PUNIET</b>	FRA	VOLTCOM Crescent Suzuki	Suzuki GSX-R1000	<b>1'32.402</b>		<b>1'32.402</b>	1.070	0.288	173,178	27
9	<b>60 M. VD MARK</b>	NED	PATA Honda World Superbike Team	Honda CBR1000RR SP	1'33.325	<b>1'32.408</b>	<b>1'32.408</b>	1.076	0.006	173,167	71
10	<b>18 N. TEROL</b>	ESP	Althea Racing	Ducati Panigale R	1'32.524	<b>1'32.425</b>	<b>1'32.425</b>	1.093	0.017	173,135	56
11	<b>44 D. SALOM</b>	ESP	Team Pedercini	Kawasaki ZX-10R	1'32.957	<b>1'32.588</b>	<b>1'32.588</b>	1.256	0.163	172,830	54
12	<b>2 L. CAMIER</b>	GBR	MV Agusta Reparto Corse	MV Agusta 1000 F4	1'33.162	<b>1'32.885</b>	<b>1'32.885</b>	1.553	0.297	172,278	55
13	<b>1 S. GUINTOLI</b>	FRA	PATA Honda World Superbike Team	Honda CBR1000RR SP	1'32.912	<b>1'32.891</b>	<b>1'32.891</b>	1.559	0.006	172,266	47
14	<b>59 N. CANEPA</b>	ITA	Team Hero EBR	EBR 1190 RX	1'33.400	<b>1'33.124</b>	<b>1'33.124</b>	1.792	0.233	171,835	55
15	<b>15 M. BAIOTTO</b>	ITA	Althea Racing	Ducati Panigale R	1'34.077	<b>1'33.477</b>	<b>1'33.477</b>	2.145	0.353	171,186	61
16	<b>20 S. BARRIER</b>	FRA	BMW Motorrad Italia SBK Team	BMW S1000 RR	1'35.705	<b>1'33.497</b>	<b>1'33.497</b>	2.165	0.020	171,150	44
17	<b>36 L. MERCADO</b>	ARG	BARNI Racing Team	Ducati Panigale R	1'34.489	<b>1'33.565</b>	<b>1'33.565</b>	2.233	0.068	171,025	60
18	<b>77 J. METCHER</b>	AUS	Race Center - Demolition Plus	Kawasaki ZX-10R	1'35.517	<b>1'34.382</b>	<b>1'34.382</b>	3.050	0.817	169,545	39
19	<b>40 R. RAMOS</b>	ESP	Team Go Eleven	Kawasaki ZX-10R	1'35.296	<b>1'34.577</b>	<b>1'34.577</b>	3.245	0.195	169,195	64
20	<b>12 M. WALTERS</b>	AUS	Team Pedercini	Kawasaki ZX-10R	1'35.415	<b>1'34.637</b>	<b>1'34.637</b>	3.305	0.060	169,088	51
21	<b>72 L. PEGRAM</b>	USA	Team Hero EBR	EBR 1190 RX	1'35.090	<b>1'35.006</b>	<b>1'35.006</b>	3.674	0.369	168,431	70
22	<b>51 S. BARRAGÁN</b>	ESP	Grillini SBK Team	Kawasaki ZX-10R	1'36.174	<b>1'35.754</b>	<b>1'35.754</b>	4.422	0.748	167,116	61
23	<b>75 G. RIZMAYER</b>	HUN	BMW Team Toth	BMW S1000 RR	1'39.306	<b>1'36.500</b>	<b>1'36.500</b>	5.168	0.746	165,824	49
24	<b>23 C. PONSSON</b>	FRA	Grillini SBK Team	Kawasaki ZX-10R	1'36.760	<b>1'36.607</b>	<b>1'36.607</b>	5.275	0.107	165,640	74
25	<b>10 I. TOTH</b>	HUN	BMW Team Toth	BMW S1000 RR	1'46.103	<b>1'36.873</b>	<b>1'36.873</b>	5.541	0.266	165,185	32


**Phillip Island DWO Official Test, 16-17 February 2015**
**Superbike - Best Sector & Speed Monday 2nd**

Phillip Island 4.445 m

**Best Lap**

1	22 A. LOWES	Suzuki GSX-R1000	1'31.332
2	91 L. HASLAM	Aonilia RSV4 RF	1'31.692
3	65 J. REA	Kawasaki ZX-10R	1'31.752
4	66 T. SYKES	Kawasaki ZX-10R	1'31.753
5	81 J. TORRES	Aonilia RSV4 RF	1'31.783
6	34 D. GIUGLIANO	Ducati Panigale R	1'31.951
7	7 C. DAVIES	Ducati Panigale R	1'32.114
8	60 M. VD MARK	Honda CBR1000RR SP	1'32.408
9	18 N. TEROL	Ducati Panigale R	1'32.425
10	44 D. SALOM	Kawasaki ZX-10R	1'32.588
11	2 L. CAMIER	MV Aousta 1000 F4	1'32.885
12	1 S. GUINTOLI	Honda CBR1000RR SP	1'32.891
13	59 N. CANEPA	EBR 1190 RX	1'33.124
14	15 M. BAIOTTO	Ducati Panigale R	1'33.477
15	20 S. BARRIER	BMW S1000 RR	1'33.497
16	36 L. MERCADO	Ducati Panigale R	1'33.565
17	77 J. METCHER	Kawasaki ZX-10R	1'34.362
18	40 R. RAMOS	Kawasaki ZX-10R	1'34.577
19	12 M. WALTERS	Kawasaki ZX-10R	1'34.637
20	72 L. PEGRAM	EBR 1190 RX	1'35.006
21	51 S. BARRAGÁN	Kawasaki ZX-10R	1'35.754
22	75 G. RIZMAYER	BMW S1000 RR	1'36.500
23	23 C. PONSSON	Kawasaki ZX-10R	1'36.607
24	10 I. TOTH	BMW S1000 RR	1'36.873

**Top Speeds**

1	7 C. DAVIES	Ducati Panigale R	305.9
2	65 J. REA	Kawasaki ZX-10R	305.1
3	1 S. GUINTOLI	Honda CBR1000RR SP	304.2
4	81 J. TORRES	Aonilia RSV4 RF	304.2
5	22 A. LOWES	Suzuki GSX-R1000	303.4
6	60 M. VD MARK	Honda CBR1000RR SP	303.4
7	91 L. HASLAM	Aonilia RSV4 RF	302.5
8	34 D. GIUGLIANO	Ducati Panigale R	302.5
9	18 N. TEROL	Ducati Panigale R	302.5
10	66 T. SYKES	Kawasaki ZX-10R	300.8
11	15 M. BAIOTTO	Ducati Panigale R	299.2
12	20 S. BARRIER	BMW S1000 RR	299.2
13	44 D. SALOM	Kawasaki ZX-10R	297.5
14	36 L. MERCADO	Ducati Panigale R	297.5
15	77 J. METCHER	Kawasaki ZX-10R	295.9
16	2 L. CAMIER	MV Aousta 1000 F4	295.1
17	40 R. RAMOS	Kawasaki ZX-10R	291.1
18	59 N. CANEPA	EBR 1190 RX	291.1
19	10 I. TOTH	BMW S1000 RR	290.3
20	12 M. WALTERS	Kawasaki ZX-10R	288.8
21	75 G. RIZMAYER	BMW S1000 RR	287.2
22	23 C. PONSSON	Kawasaki ZX-10R	286.5
23	51 S. BARRAGÁN	Kawasaki ZX-10R	283.5
24	72 L. PEGRAM	EBR 1190 RX	279.8

Seg. 1		Seg. 2		Seg. 3		Seg. 4		Seg. 5			
1	81 J. TORRES	3.235	1	22 A. LOWES	18.578	1	22 A. LOWES	17.340	1	34 D. GIUGLIANO	25.582
2	7 C. DAVIES	3.237	2	66 T. SYKES	18.609	2	22 A. LOWES	17.492	2	91 L. HASLAM	25.586
3	18 N. TEROL	3.241	3	81 J. TORRES	18.650	3	66 T. SYKES	17.505	3	18 N. TEROL	25.633
4	34 D. GIUGLIANO	3.247	4	91 L. HASLAM	18.658	4	7 C. DAVIES	17.557	4	81 J. TORRES	25.637
5	22 A. LOWES	3.248	5	60 M. VD MARK	18.661	5	65 J. REA	17.569	5	66 T. SYKES	25.712
6	91 L. HASLAM	3.252	6	65 J. REA	18.663	6	81 J. TORRES	17.595	6	65 J. REA	25.750
7	60 M. VD MARK	3.253	7	7 C. DAVIES	18.676	7	34 D. GIUGLIANO	17.644	7	22 A. LOWES	25.752
8	65 J. REA	3.253	8	34 D. GIUGLIANO	18.744	8	44 D. SALOM	17.648	8	59 N. CANEPA	25.803
9	1 S. GUINTOLI	3.257	9	1 S. GUINTOLI	18.778	9	2 L. CAMIER	17.662	9	44 D. SALOM	25.833
10	66 T. SYKES	3.269	10	18 N. TEROL	18.826	10	60 M. VD MARK	17.694	10	7 C. DAVIES	25.892
11	20 S. BARRIER	3.280	11	20 S. BARRIER	18.828	11	18 N. TEROL	17.735	11	60 M. VD MARK	25.944
12	36 L. MERCADO	3.291	12	44 D. SALOM	18.831	12	1 S. GUINTOLI	17.759	12	2 L. CAMIER	25.963
13	15 M. BAIOTTO	3.298	13	59 N. CANEPA	18.881	13	36 L. MERCADO	17.820	13	1 S. GUINTOLI	25.987
14	77 J. METCHER	3.324	14	2 L. CAMIER	18.941	14	20 S. BARRIER	17.867	14	36 L. MERCADO	26.084
15	44 D. SALOM	3.330	15	15 M. BAIOTTO	19.055	15	59 N. CANEPA	17.890	15	15 M. BAIOTTO	26.138
16	40 R. RAMOS	3.337	16	12 M. WALTERS	19.097	16	15 M. BAIOTTO	17.935	16	20 S. BARRIER	26.138
17	2 L. CAMIER	3.357	17	40 R. RAMOS	19.141	17	77 J. METCHER	17.942	17	40 R. RAMOS	26.303
18	59 N. CANEPA	3.369	18	77 J. METCHER	19.153	18	72 L. PEGRAM	17.966	18	77 J. METCHER	26.374
19	10 I. TOTH	3.393	19	36 L. MERCADO	19.194	19	40 R. RAMOS	18.016	19	12 M. WALTERS	26.463
20	12 M. WALTERS	3.410	20	72 L. PEGRAM	19.407	20	12 M. WALTERS	18.223	20	72 L. PEGRAM	26.476
21	23 C. PONSSON	3.422	21	75 G. RIZMAYER	19.644	21	51 S. BARRAGÁN	18.351	21	51 S. BARRAGÁN	26.608
22	75 G. RIZMAYER	3.426	22	51 S. BARRAGÁN	19.672	22	23 C. PONSSON	18.356	22	23 C. PONSSON	26.901
23	51 S. BARRAGÁN	3.469	23	10 I. TOTH	19.706	23	75 G. RIZMAYER	18.440	23	75 G. RIZMAYER	26.911
24	72 L. PEGRAM	3.474	24	23 C. PONSSON	19.775	24	10 I. TOTH	18.489	24	10 I. TOTH	27.060