

WSS

Phillip Island DWO Official Test, 16-17 February 2015

Supersport - Results Tuesday 1st

Phillip Island 4.445 m

1 / 2

No.	Rider	Nat	Team	Bike	Time	Gap	Rel.	Laps	Speed	
									Avg	Max
1	16 J. CLUZEL	FRA	MV Agusta Reparto Corse	MV Agusta F3 675	1'33.680			23	170,816	274,8
2	54 K. SOFUOGLU	TUR	Kawasaki Puccetti Racing	Kawasaki ZX-6R	1'33.734	0.054	0.054	29	170,717	266,7
3	5 M. FACCANI	ITA	San Carlo Puccetti Racing	Kawasaki ZX-6R	1'33.930	0.250	0.196	26	170,361	265,4
4	87 L. ZANETTI	ITA	MV Agusta Reparto Corse	MV Agusta F3 675	1'34.087	0.407	0.157	25	170,077	265,4
5	14 L. MAHIAS	FRA	Kawasaki Intermoto Ponyexpres	Kawasaki ZX-6R	1'34.248	0.568	0.161	30	169,786	263,4
6	84 R. RUSSO	ITA	CIA Landlords Insurance Honda	Honda CBR600RR	1'34.464	0.784	0.216	20	169,398	264,7
7	111 K. SMITH	GBR	PATA Honda World Supersport Team	Honda CBR600RR	1'34.482	0.802	0.018	41	169,366	272,7
8	44 R. ROLFO	ITA	Team Lorini	Honda CBR600RR	1'34.772	1.092	0.290	31	168,847	266,0
9	6 D. SCHMITTER	SUI	Team Go Eleven	Kawasaki ZX-6R	1'35.008	1.328	0.236	23	168,428	267,3
10	25 A. BALDOLINI	ITA	Race Department ATK#25	MV Agusta F3 675	1'35.065	1.385	0.057	20	168,327	267,3
11	9 R. WILAIROT	THA	CORE" Motorsport Thailand	Honda CBR600RR	1'35.189	1.509	0.124	24	168,108	269,3
12	19 K. WAHR	GER	SMS Racing	Honda CBR600RR	1'35.286	1.606	0.097	30	167,937	262,1
13	41 A. WAGNER	AUS	Oz Wildcard Racing	Yamaha YZF R6	1'35.434	1.754	0.148	24	167,676	255,9
14	99 P. JACOBSEN	USA	Kawasaki Intermoto Ponyexpres	Kawasaki ZX-6R	1'35.610	1.930	0.176	18	167,367	262,1
15	36 M. CARDENAS	COL	CIA Landlords Insurance Honda	Honda CBR600RR	1'35.647	1.967	0.037	36	167,303	262,8
16	11 C. GAMARINO	ITA	Team Go Eleven	Kawasaki ZX-6R	1'35.783	2.103	0.136	30	167,065	262,8
17	61 F. MENGHI	ITA	VFT Racing	Yamaha YZF R6	1'36.161	2.481	0.378	26	166,408	264,1
18	68 G. SCOTT	AUS	AARK Racing	Honda CBR600RR	1'36.699	3.019	0.538	37	165,483	262,8
19	20 A. PHILLIS	AUS	Team Lorini	Honda CBR600RR	1'36.843	3.163	0.144	29	165,237	262,8
20	74 K. CLARKE	GBR	CIA Landlords Insurance Honda	Honda CBR600RR	1'38.178	4.498	1.335	29	162,990	255,9
21	17 S. LAMBERT	AUS	Sam Lambert Racing	Triumph Daytona 675	1'38.482	4.802	0.304	18	162,487	254,7
22	10 N. CALERO	ESP	CATBIKE/exit	Kawasaki ZX-6R	1'41.133	7.453	2.651	25	158,227	256,5
23	24 M. RAMIREZ	ESP	CATBIKE/exit	Kawasaki ZX-6R	1'41.147	7.467	0.014	28	158,205	259,0

AIR	Humidity:	70%	Temp:	19°C
TRACK	Condition:	Dry	Temp:	24°C

Lap Record:	2013 K.Sofuoglu	1'33.283	171,540	Km/h
Best Lap:	2013 S.Lowes	1'32.545	172,910	Km/h

17/02/2015 Start
11:20

End
13:12

The results are provisional until the end of the time limit for protests and appeals and the completion of the technical checks.

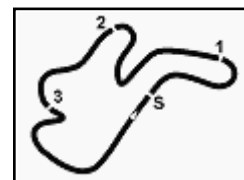
FIAT PERUGIA TIMING



Official Tyre Supplier



Official Timekeeper



WSS

Phillip Island 4.445 m

2 / 2

Phillip Island DWO Official Test, 16-17 February 2015

Supersport - Results Tuesday 1st

Session Highlights

11.20.05		Start
11.36.48	Wilairot	BLACK FLAG
11.38.56	Lambert	Entered Pits
12.11.40	Gamarino	Technical Problem - Turn 1
12.11.48	Gamarino	Re-joined
12.17.23		DROPS of RAIN in Sector 3
12.29.28	Lambert	Entered Pits
12.33.02	Russo	Crashed - Rider OK - Turn 9
12.34.39	Russo	Entered Pits
12.37.07	Russo	Medical Center
12.58.30	Lambert	Entered Pits
13.08.44	Gamarino	Crashed - Rider OK - Turn 6
13.12.31		End Of Session

Fastest Laps Sequence

No.	Rider	Nat	Team	Bike	Local Time	Time	Gap	Avg
84	R. RUSSO	ITA	CIA Landlords Insurance Honda	Honda CBR600RR	11:22'23.359	1'50.081		145,366
16	J. CLUZEL	FRA	MV Agusta Reparto Corse	MV Agusta F3 675	11:23'04.356	1'49.055	-1.026	146,733
84	R. RUSSO	ITA	CIA Landlords Insurance Honda	Honda CBR600RR	11:23'59.566	1'36.207	-12.848	166,329
16	J. CLUZEL	FRA	MV Agusta Reparto Corse	MV Agusta F3 675	11:26'16.143	1'35.338	-0.869	167,845
44	R. ROLFO	ITA	Team Lorini	Honda CBR600RR	11:27'13.469	1'35.220	-0.118	168,053
16	J. CLUZEL	FRA	MV Agusta Reparto Corse	MV Agusta F3 675	11:27'51.099	1'34.956	-0.264	168,520
87	L. ZANETTI	ITA	MV Agusta Reparto Corse	MV Agusta F3 675	11:28'04.439	1'34.810	-0.146	168,780
16	J. CLUZEL	FRA	MV Agusta Reparto Corse	MV Agusta F3 675	11:29'25.774	1'34.675	-0.135	169,020
54	K. SOFUOGLU	TUR	Kawasaki Puccetti Racing	Kawasaki ZX-6R	11:30'05.512	1'34.665	-0.010	169,038
54	K. SOFUOGLU	TUR	Kawasaki Puccetti Racing	Kawasaki ZX-6R	11:31'39.755	1'34.243	-0.422	169,795
16	J. CLUZEL	FRA	MV Agusta Reparto Corse	MV Agusta F3 675	12:09'18.763	1'33.961	-0.282	170,305
5	M. FACCANI	ITA	San Carlo Puccetti Racing	Kawasaki ZX-6R	12:29'40.603	1'33.930	-0.031	170,361
54	K. SOFUOGLU	TUR	Kawasaki Puccetti Racing	Kawasaki ZX-6R	12:36'34.421	1'33.734	-0.196	170,717
16	J. CLUZEL	FRA	MV Agusta Reparto Corse	MV Agusta F3 675	12:38'13.161	1'33.680	-0.054	170,816

17/02/2015 Start 11:20 End 13:12

The results are provisional until the end of the time limit for protests and appeals and the completion of the technical checks.

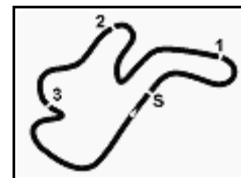
FICR PERUGIA TIMING



Official Tyre Supplier



Official Timekeeper



Phillip Island DWO Official Test, 16-17 February 2015

Supersport - Best Sector & Speed Tuesday 1st

Phillip Island 4.445 m

Best Lap

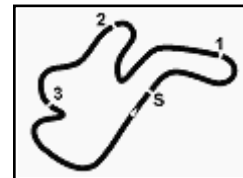
1	16 J. CLUZEL	MV Agusta F3 675	1'33.680
2	54 K. SOFUOGLU	Kawasaki ZX-6R	1'33.734
3	5 M. FACCANI	Kawasaki ZX-6R	1'33.930
4	87 L. ZANETTI	MV Agusta F3 675	1'34.087
5	14 L. MAHIAS	Kawasaki ZX-6R	1'34.248
6	84 R. RUSSO	Honda CBR600RR	1'34.464
7	111 K. SMITH	Honda CBR600RR	1'34.482
8	44 R. ROLFO	Honda CBR600RR	1'34.772
9	6 D. SCHMITTER	Kawasaki ZX-6R	1'35.008
10	25 A. BALDOLINI	MV Agusta F3 675	1'35.065
11	9 R. WILAIROT	Honda CBR600RR	1'35.189
12	19 K. WAHR	Honda CBR600RR	1'35.286
13	41 A. WAGNER	Yamaha YZF R6	1'35.434
14	99 P. JACOBSEN	Kawasaki ZX-6R	1'35.610
15	36 M. CARDENAS	Honda CBR600RR	1'35.647
16	11 C. GAMARINO	Kawasaki ZX-6R	1'35.783
17	61 F. MENGHI	Yamaha YZF R6	1'36.161
18	68 G. SCOTT	Honda CBR600RR	1'36.699
19	20 A. PHILLIS	Honda CBR600RR	1'36.843
20	74 K. CLARKE	Honda CBR600RR	1'38.178
21	17 S. LAMBERT	Triumph Daytona 675	1'38.482
22	10 N. CALERO	Kawasaki ZX-6R	1'41.133
23	24 M. RAMIREZ	Kawasaki ZX-6R	1'41.147

Top Speeds

1	16 J. CLUZEL	MV Agusta F3 675	274.8
2	111 K. SMITH	Honda CBR600RR	272.7
3	9 R. WILAIROT	Honda CBR600RR	269.3
4	6 D. SCHMITTER	Kawasaki ZX-6R	267.3
5	25 A. BALDOLINI	MV Agusta F3 675	267.3
6	54 K. SOFUOGLU	Kawasaki ZX-6R	266.7
7	44 R. ROLFO	Honda CBR600RR	266.0
8	5 M. FACCANI	Kawasaki ZX-6R	265.4
9	87 L. ZANETTI	MV Agusta F3 675	265.4
10	84 R. RUSSO	Honda CBR600RR	264.7
11	61 F. MENGHI	Yamaha YZF R6	264.1
12	14 L. MAHIAS	Kawasaki ZX-6R	263.4
13	20 A. PHILLIS	Honda CBR600RR	262.8
14	68 G. SCOTT	Honda CBR600RR	262.8
15	36 M. CARDENAS	Honda CBR600RR	262.8
16	11 C. GAMARINO	Kawasaki ZX-6R	262.8
17	99 P. JACOBSEN	Kawasaki ZX-6R	262.1
18	19 K. WAHR	Honda CBR600RR	262.1
19	24 M. RAMIREZ	Kawasaki ZX-6R	259.0
20	10 N. CALERO	Kawasaki ZX-6R	256.5
21	41 A. WAGNER	Yamaha YZF R6	255.9
22	74 K. CLARKE	Honda CBR600RR	255.9
23	17 S. LAMBERT	Triumph Daytona 675	254.7

Seg. 1		Seg. 2		Seg. 3		Seg. 4		Seg. 5						
1	111 K. SMITH	3.614	1	16 J. CLUZEL	18.711	1	16 J. CLUZEL	26.995	1	54 K. SOFUOGLU	17.715	1	16 J. CLUZEL	26.290
2	16 J. CLUZEL	3.615	2	54 K. SOFUOGLU	18.735	2	54 K. SOFUOGLU	27.096	2	87 L. ZANETTI	17.782	2	14 L. MAHIAS	26.349
3	9 R. WILAIROT	3.646	3	5 M. FACCANI	18.766	3	87 L. ZANETTI	27.179	3	5 M. FACCANI	17.817	3	5 M. FACCANI	26.378
4	25 A. BALDOLINI	3.649	4	87 L. ZANETTI	18.808	4	14 L. MAHIAS	27.193	4	111 K. SMITH	17.847	4	19 K. WAHR	26.388
5	6 D. SCHMITTER	3.673	5	84 R. RUSSO	18.812	5	5 M. FACCANI	27.203	5	16 J. CLUZEL	17.852	5	54 K. SOFUOGLU	26.400
6	54 K. SOFUOGLU	3.691	6	14 L. MAHIAS	18.869	6	111 K. SMITH	27.255	6	14 L. MAHIAS	17.882	6	87 L. ZANETTI	26.456
7	87 L. ZANETTI	3.691	7	41 A. WAGNER	18.943	7	84 R. RUSSO	27.280	7	44 R. ROLFO	17.920	7	84 R. RUSSO	26.461
8	5 M. FACCANI	3.699	8	111 K. SMITH	18.974	8	6 D. SCHMITTER	27.310	8	9 R. WILAIROT	17.970	8	44 R. ROLFO	26.477
9	44 R. ROLFO	3.704	9	44 R. ROLFO	19.023	9	44 R. ROLFO	27.453	9	84 R. RUSSO	18.012	9	6 D. SCHMITTER	26.481
10	84 R. RUSSO	3.710	10	25 A. BALDOLINI	19.055	10	41 A. WAGNER	27.491	10	25 A. BALDOLINI	18.015	10	111 K. SMITH	26.531
11	61 F. MENGHI	3.720	11	6 D. SCHMITTER	19.115	11	61 F. MENGHI	27.494	11	6 D. SCHMITTER	18.025	11	25 A. BALDOLINI	26.557
12	19 K. WAHR	3.724	12	9 R. WILAIROT	19.120	12	19 K. WAHR	27.515	12	41 A. WAGNER	18.027	12	99 P. JACOBSEN	26.679
13	14 L. MAHIAS	3.730	13	36 M. CARDENAS	19.228	13	25 A. BALDOLINI	27.551	13	36 M. CARDENAS	18.029	13	9 R. WILAIROT	26.711
14	68 G. SCOTT	3.731	14	11 C. GAMARINO	19.230	14	99 P. JACOBSEN	27.592	14	99 P. JACOBSEN	18.074	14	11 C. GAMARINO	26.713
15	36 M. CARDENAS	3.736	15	19 K. WAHR	19.261	15	36 M. CARDENAS	27.618	15	11 C. GAMARINO	18.147	15	41 A. WAGNER	26.805
16	99 P. JACOBSEN	3.742	16	61 F. MENGHI	19.275	16	9 R. WILAIROT	27.739	16	19 K. WAHR	18.156	16	36 M. CARDENAS	26.837
17	20 A. PHILLIS	3.749	17	99 P. JACOBSEN	19.284	17	11 C. GAMARINO	27.834	17	61 F. MENGHI	18.292	17	68 G. SCOTT	26.993
18	11 C. GAMARINO	3.755	18	20 A. PHILLIS	19.397	18	68 G. SCOTT	27.899	18	20 A. PHILLIS	18.333	18	20 A. PHILLIS	27.000
19	24 M. RAMIREZ	3.804	19	68 G. SCOTT	19.445	19	20 A. PHILLIS	28.046	19	68 G. SCOTT	18.427	19	61 F. MENGHI	27.087
20	74 K. CLARKE	3.808	20	74 K. CLARKE	19.523	20	74 K. CLARKE	28.338	20	74 K. CLARKE	18.458	20	17 S. LAMBERT	27.457
21	10 N. CALERO	3.831	21	17 S. LAMBERT	19.649	21	17 S. LAMBERT	28.467	21	17 S. LAMBERT	18.714	21	74 K. CLARKE	27.653
22	41 A. WAGNER	3.838	22	10 N. CALERO	20.541	22	10 N. CALERO	29.007	22	10 N. CALERO	19.508	22	10 N. CALERO	28.135
23	17 S. LAMBERT	3.858	23	24 M. RAMIREZ	20.572	23	24 M. RAMIREZ	29.059	23	24 M. RAMIREZ	19.509	23	24 M. RAMIREZ	28.153



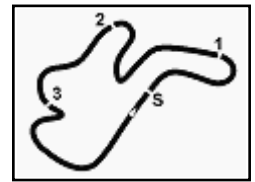


Phillip Island 4.445 m

Phillip Island DWO Official Test, 16-17 February 2015

Supersport - Ideal Time Tuesday 1st

No.	Rider	Nat	Bike	Seg. 1	Seg. 2	Seg. 3	Seg. 4	Seg. 5	Ideal Time	Lap Time	Pos.	Diff.
1	16 J. CLUZEL	FRA	MV Agusta F3 675	3.615	18.711	26.995	17.852	26.290	1'33.463	1'33.680	1	0.217
2	54 K. SOFUOGLU	TUR	Kawasaki ZX-6R	3.691	18.735	27.096	17.715	26.400	1'33.637	1'33.734	2	0.097
3	5 M. FACCANI	ITA	Kawasaki ZX-6R	3.699	18.766	27.203	17.817	26.378	1'33.863	1'33.930	3	0.067
4	87 L. ZANETTI	ITA	MV Agusta F3 675	3.691	18.808	27.179	17.782	26.456	1'33.916	1'34.087	4	0.171
5	14 L. MAHIAS	FRA	Kawasaki ZX-6R	3.730	18.869	27.193	17.882	26.349	1'34.023	1'34.248	5	0.225
6	111 K. SMITH	GBR	Honda CBR600RR	3.614	18.974	27.255	17.847	26.531	1'34.221	1'34.482	7	0.261
7	84 R. RUSSO	ITA	Honda CBR600RR	3.710	18.812	27.280	18.012	26.461	1'34.275	1'34.464	6	0.189
8	44 R. ROLFO	ITA	Honda CBR600RR	3.704	19.023	27.453	17.920	26.477	1'34.577	1'34.772	8	0.195
9	6 D. SCHMITTER	SUI	Kawasaki ZX-6R	3.673	19.115	27.310	18.025	26.481	1'34.604	1'35.008	9	0.404
10	25 A. BALDOLINI	ITA	MV Agusta F3 675	3.649	19.055	27.551	18.015	26.557	1'34.827	1'35.065	10	0.238
11	19 K. WAHR	GER	Honda CBR600RR	3.724	19.261	27.515	18.156	26.388	1'35.044	1'35.286	12	0.242
12	41 A. WAGNER	AUS	Yamaha YZF R6	3.838	18.943	27.491	18.027	26.805	1'35.104	1'35.434	13	0.330
13	9 R. WILAIROT	THA	Honda CBR600RR	3.646	19.120	27.739	17.970	26.711	1'35.186	1'35.189	11	0.003
14	99 P. JACOBSEN	USA	Kawasaki ZX-6R	3.742	19.284	27.592	18.074	26.679	1'35.371	1'35.610	14	0.239
15	36 M. CARDENAS	COL	Honda CBR600RR	3.736	19.228	27.618	18.029	26.837	1'35.448	1'35.647	15	0.199
16	11 C. GAMARINO	ITA	Kawasaki ZX-6R	3.755	19.230	27.834	18.147	26.713	1'35.679	1'35.783	16	0.104
17	61 F. MENGHI	ITA	Yamaha YZF R6	3.720	19.275	27.494	18.292	27.087	1'35.868	1'36.161	17	0.293
18	68 G. SCOTT	AUS	Honda CBR600RR	3.731	19.445	27.899	18.427	26.993	1'36.495	1'36.699	18	0.204
19	20 A. PHILLIS	AUS	Honda CBR600RR	3.749	19.397	28.046	18.333	27.000	1'36.525	1'36.843	19	0.318
20	74 K. CLARKE	GBR	Honda CBR600RR	3.808	19.523	28.338	18.458	27.653	1'37.780	1'38.178	20	0.398
21	17 S. LAMBERT	AUS	Triumph Daytona 675	3.858	19.649	28.467	18.714	27.457	1'38.145	1'38.482	21	0.337
22	10 N. CALERO	ESP	Kawasaki ZX-6R	3.831	20.541	29.007	19.508	28.135	1'41.022	1'41.133	22	0.111
23	24 M. RAMIREZ	ESP	Kawasaki ZX-6R	3.804	20.572	29.059	19.509	28.153	1'41.097	1'41.147	23	0.050
Overall Ideal Time				3.614	18.711	26.995	17.715	26.290	1'33.325			



Phillip Island DWO Official Test, 16-17 February 2015

Supersport - Chronological Analysis Tuesday 1st

Phillip Island 4.445 m

1° 16 J. CLUZEL (1'33.680)

Table with columns: Lap, Seg. 1, Seg. 2, Seg. 3, Seg. 4, Seg. 5, Lap Time, km/h, Local Time. Rows 1-23.

2° 54 K. SOFUOGLU (1'33.734)

Table with columns: Lap, Seg. 1, Seg. 2, Seg. 3, Seg. 4, Seg. 5, Lap Time, km/h, Local Time. Rows 1-29.

3° 5 M. FACCANI (1'33.930)

Table with columns: Lap, Seg. 1, Seg. 2, Seg. 3, Seg. 4, Seg. 5, Lap Time, km/h, Local Time. Rows 1-21.

Table with columns: Lap, Seg. 1, Seg. 2, Seg. 3, Seg. 4, Seg. 5, Lap Time, km/h, Local Time. Rows 22-26.

4° 87 L. ZANETTI (1'34.087)

Table with columns: Lap, Seg. 1, Seg. 2, Seg. 3, Seg. 4, Seg. 5, Lap Time, km/h, Local Time. Rows 1-25.

5° 14 L. MAHIAS (1'34.248)

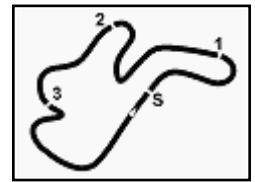
Table with columns: Lap, Seg. 1, Seg. 2, Seg. 3, Seg. 4, Seg. 5, Lap Time, km/h, Local Time. Rows 1-30.

6° 84 R. RUSSO (1'34.464)

Table with columns: Lap, Seg. 1, Seg. 2, Seg. 3, Seg. 4, Seg. 5, Lap Time, km/h, Local Time. Rows 1-13.

P = Pits In/Out - C = Lap-Time Cancelled





WSS

Phillip Island 4.445 m

5 / 5

Phillip Island DWO Official Test, 16-17 February 2015

Supersport - Chronological Analysis Tuesday 1st

23° 24 M. RAMIREZ (1'41.147)								
Lap	Seg. 1	Seg. 2	Seg. 3	Seg. 4	Seg. 5	Lap Time	km/h	Local Time
1			38.121	23.862	34.623	2'20.701 P		11:21'59.669
2	5.863	24.777	35.375	23.044	2'14.046	3'43.105 P	165.4	11:24'20.370
3			34.589	22.102	32.243	2'15.029 P		11:28'03.475
4	5.895	23.945	35.554	22.876	32.982	2'01.252	161.0	11:30'18.504
5	5.630	23.310	33.376	21.966	32.050	1'56.332	173.1	11:32'19.756
6	5.639	23.852	32.811	22.347	32.115	1'56.764	167.2	11:34'16.088
7	5.740	23.507	33.040	22.312	32.039	1'56.638	166.7	11:36'12.852
8	5.882	24.601	33.081	22.045	31.595	1'57.204	162.4	11:38'09.490
9	5.545	22.813	32.803	21.579	30.926	1'53.666	173.4	11:40'06.694
10	5.374	22.799	32.171	21.526	30.304	1'52.174	179.7	11:42'00.360
11	5.090	22.475	32.039	21.230	30.351	1'51.185	184.0	11:43'52.534
12	5.113	22.297	31.437	20.895	29.896	1'49.638	186.5	11:45'43.719
13	5.079	22.216	31.186	20.895	30.238	1'49.614	187.2	11:47'33.357
14	5.104	22.087	31.245	21.061	29.935	1'49.432	186.2	11:49'22.971
15	4.694	21.760	30.535	20.407	29.106	1'46.502	201.5	11:51'12.403
16	4.761	21.830	30.136	20.678	29.418	1'46.823	198.5	11:52'58.905
17	4.750	21.629	30.370	20.631	28.906	1'46.286	200.0	11:54'45.728
18	4.592	21.425	30.073	20.353	17'02.968	18'19.411 P	207.3	11:56'32.014
19			30.616	20.721	29.594	1'55.730 P		12:14'51.425
20	3.927	21.526	29.833	20.268	28.788	1'44.342	247.1	12:16'47.155
21	3.924	21.016	29.518	20.212	28.619	1'43.289	251.7	12:18'31.497
22	3.883	20.859	29.219	19.876	28.399	1'42.236	254.1	12:20'14.786
23	3.863	20.852	29.485	19.977	28.826	1'43.003	255.9	12:21'57.022
24	3.804	20.621	29.081	19.666	28.169	1'41.341	259.0	12:23'40.025
25	3.854	20.572	29.059	19.509	28.153	1'41.147	255.9	12:25'21.366
26	3.899	20.707	29.282	19.901	30'30.255	31'44.044 P	252.3	12:27'02.513
27			31.573	20.046	29.097	1'57.748 P		12:58'46.557
28	3.995	21.891	33.837	21.963	30.483	1'52.169	246.0	13:00'44.305
								13:02'36.474

P = Pits In/Out - C = Lap-Time Cancelled

FICR PERUGIA TIMING



Official Tyre Supplier



Official Timekeeper