

Phillip Island DWO Official Test, 22-23 February 2016

World Superbike - Results Tuesday 2nd

Phillip Island 4.445 m

1 / 2

No.	Rider	Nat	Team	Bike	Time	Gap	Rel.	Laps	Speed	
									Avg	Max
1	50 S. GUINTOLI	FRA	Pata Yamaha Official WSBK Team	Yamaha YZF R1	1'31.940			16	174,048	310,3
2	1 J. REA	GBR	Kawasaki Racing Team	Kawasaki ZX-10R	1'32.090	0.150	0.150	27	173,765	318,6
3	22 A. LOWES	GBR	Pata Yamaha Official WSBK Team	Yamaha YZF R1	1'32.106	0.166	0.016	30	173,735	311,2
4	66 T. SYKES	GBR	Kawasaki Racing Team	Kawasaki ZX-10R	1'32.283	0.343	0.177	20	173,401	314,9
5	21 M. REITERBERGER	GER	Althea BMW Racing Team	BMW S1000 RR	1'32.699	0.759	0.416	27	172,623	317,6
6	60 M. VAN DER MARK	NED	Honda World Superbike Team	Honda CBR1000RR SP	1'32.721	0.781	0.022	25	172,582	315,8
7	81 J. TORRES	ESP	Althea BMW Racing Team	BMW S1000 RR	1'32.789	0.849	0.068	21	172,456	320,5
8	12 X. FORES	ESP	Barni Racing Team	Ducati 1199 Panigale R	1'32.801	0.861	0.012	26	172,433	309,5
9	7 C. DAVIES	GBR	Aruba.it Racing - Ducati	Ducati 1199 Panigale R	1'32.802	0.862	0.001	22	172,432	311,2
10	40 R. RAMOS	ESP	Team GoEleven	Kawasaki ZX-10R	1'32.824	0.884	0.022	23	172,391	305,9
11	69 N. HAYDEN	USA	Honda World Superbike Team	Honda CBR1000RR SP	1'32.879	0.939	0.055	32	172,289	315,8
12	34 D. GIUGLIANO	ITA	Aruba.it Racing - Ducati	Ducati 1199 Panigale R	1'32.881	0.941	0.002	14	172,285	311,2
13	32 L. SAVADORI	ITA	IodaRacing Team	Aprilia RSV4 1000 RR/RF	1'32.986	1.046	0.105	26	172,090	314,0
14	46 M. JONES	AUS	Desmo Sport Ducati	Ducati 1199 Panigale R	1'33.242	1.302	0.256	20	171,618	302,5
15	15 A. DE ANGELIS	RSM	IodaRacing Team	Aprilia RSV4 1000 RR/RF	1'33.323	1.383	0.081	27	171,469	318,6
16	2 L. CAMIER	GBR	MV Agusta Reparto Corse	MV Agusta 1000 F4	1'33.387	1.447	0.064	20	171,351	305,9
17	25 J. BROOKES	AUS	Milwaukee BMW	BMW S1000 RR	1'33.554	1.614	0.167	17	171,046	310,3
18	20 S. BARRIER	FRA	Pedercini Racing	Kawasaki ZX-10R	1'34.182	2.242	0.628	21	169,905	307,7
19	17 K. ABRAHAM	CZE	Milwaukee BMW	BMW S1000 RR	1'34.456	2.516	0.274	14	169,412	317,6
20	9 D. SCHMITTER	SUI	Grillini Racing Team	Kawasaki ZX-10R	1'34.664	2.724	0.208	22	169,040	304,2
21	56 P. SEBESTYEN	HUN	Team Toth	Yamaha YZF R1	1'35.647	3.707	0.983	24	167,303	298,3
22	11 S. AL SULAITI	QAT	Pedercini Racing	Kawasaki ZX-10R	1'35.922	3.982	0.275	10	166,823	301,7
23	10 I. TOTH	HUN	Team Toth	Yamaha YZF R1	1'36.355	4.415	0.433	26	166,073	300,0
24	16 J. HOOK	AUS	Grillini Racing Team	Kawasaki ZX-10R	1'36.657	4.717	0.302	2	165,554	295,1

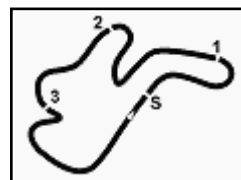
AIR	Humidity:	25%	Temp:	38°C
TRACK	Condition:	Dry	Temp:	41°C

23/02/2016 Start 13:30 End 15:30

The results are provisional until the end of the time limit for protests and appeals and the completion of the technical checks.

FCR PERGGIA TIMING





Phillip Island DWO Official Test, 22-23 February 2016 World Superbike - Results Tuesday 2nd

Session Highlights

13.30.07		Start
13.36.00	Hook	Crashed - Rider OK - Turn 2
13.38.08		RED FLAG
13.41.02	Hook	Medical Center
13.58.48		RED FLAG
14.42.23		RED FLAG
14.44.40	Al Sulaiti	Medical Center
15.07.22	Guintoli	Crashed - Rider OK - Turn 2
15.09.14	Guintoli	Entered Pits
15.12.00	Jones	Stop - Technical Problem
15.13.31	Jones	Entered Pits
15.13.48	Schmitter	Entered Pits
15.24.32	Torres	Check Transponder
15.25.58	Ramos	Crashed - Rider OK - Turn 9
15.26.52	Torres	Check Transponder
15.27.58		RED FLAG
15.28.14		RED FLAG - Session Ended
15.30.16		End Of Session

Fastest Laps Sequence

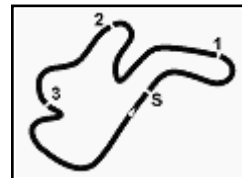
No.	Rider	Nat	Team	Bike	Local Time	Time	Gap	Avg
60	M. VAN DER MARK	NED	Honda World Superbike Team	Honda CBR1000RR SP	13:32'05.170	1'40.601		159,064
60	M. VAN DER MARK	NED	Honda World Superbike Team	Honda CBR1000RR SP	13:33'38.001	1'32.831	-7.770	172,378
1	J. REA	GBR	Kawasaki Racing Team	Kawasaki ZX-10R	13:33'42.184	1'32.592	-0.239	172,823
66	T. SYKES	GBR	Kawasaki Racing Team	Kawasaki ZX-10R	14:38'22.628	1'32.283	-0.309	173,401
1	J. REA	GBR	Kawasaki Racing Team	Kawasaki ZX-10R	14:54'29.980	1'32.090	-0.193	173,765
50	S. GUINTOLI	FRA	Pata Yamaha Official WSBK Team	Yamaha YZF R1	15:03'09.619	1'31.940	-0.150	174,048

23/02/2016 Start 13:30 End 15:30

The results are provisional until the end of the time limit for protests and appeals and the completion of the technical checks.

FCR PERDORA TIMING



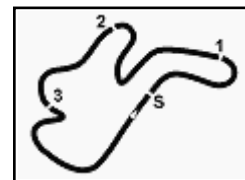


Phillip Island 4.445 m

Phillip Island DWO Official Test, 22-23 February 2016 World Superbike - Ideal Times Tuesday 2nd

1 / 1

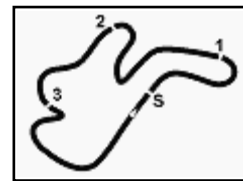
No. Rider	Nat	Bike	Seg. 1 Diff. 1	Seg. 2 Diff. 2	Seg. 3 Diff. 3	Seg. 4 Diff. 4	Seg. 5 Diff. 5	Ideal Time Best Lap	Pos.	Diff.
1 50 S. GUINTOLI	FRA	Yamaha YZF R1	3.190 0.032	18.770	26.677	17.582 0.024	25.665	1'31.884 1'31.940	1	0.056
2 1 J. REA	GBR	Kawasaki ZX-10R	3.120 0.024	18.872 0.003	26.614 0.151	17.609	25.697	1'31.912 1'32.090	2	0.178
3 22 A. LOWES	GBR	Yamaha YZF R1	3.212 0.016	18.803 0.038	26.748	17.595	25.694	1'32.052 1'32.106	3	0.054
4 7 C. DAVIES	GBR	Ducati 1199 Panigale R	3.193 0.024	18.750 0.260	26.581 0.202	17.704 0.110	25.978	1'32.206 1'32.802	9	0.596
5 66 T. SYKES	GBR	Kawasaki ZX-10R	3.164 0.003	18.948	26.757	17.599 0.003	25.809	1'32.277 1'32.283	4	0.006
6 60 M. VAN DER MARK	NED	Honda CBR1000RR SP	3.121	18.826 0.208	26.920 0.113	17.673	25.860	1'32.400 1'32.721	6	0.321
7 21 M. REITERBERGER	GER	BMW S1000 RR	3.138 0.019	18.999 0.108	26.881 0.019	17.701 0.002	25.832	1'32.551 1'32.699	5	0.148
8 81 J. TORRES	ESP	BMW S1000 RR	3.102 0.032	19.008 0.201	27.102	17.600	25.744	1'32.556 1'32.789	7	0.233
9 12 X. FORES	ESP	Ducati 1199 Panigale R	3.188 0.048	19.054	26.909 0.061	17.707	25.730 0.104	1'32.588 1'32.801	8	0.213
10 40 R. RAMOS	ESP	Kawasaki ZX-10R	3.206 0.040	19.005 0.035	26.892 0.007	17.688 0.098	25.851 0.002	1'32.642 1'32.824	10	0.182
11 69 N. HAYDEN	USA	Honda CBR1000RR SP	3.145 0.038	18.968 0.032	26.980	17.748	25.855 0.113	1'32.696 1'32.879	11	0.183
12 34 D. GIUGLIANO	ITA	Ducati 1199 Panigale R	3.192 0.005	19.014 0.082	26.879	17.787	25.834 0.088	1'32.706 1'32.881	12	0.175
13 32 L. SAVADORI	ITA	Aprilia RSV4 1000 RR/RF	3.153 0.024	19.169	27.025	17.858	25.757	1'32.962 1'32.986	13	0.024
14 2 L. CAMIER	GBR	MV Agusta 1000 F4	3.254 0.015	18.987 0.165	26.974	17.862 0.014	25.919 0.197	1'32.996 1'33.387	16	0.391
15 25 J. BROOKES	AUS	BMW S1000 RR	3.191 0.022	19.035 0.137	27.053	17.856	25.965 0.295	1'33.100 1'33.554	17	0.454
16 46 M. JONES	AUS	Ducati 1199 Panigale R	3.261 0.035	18.835 0.050	27.199	17.837	25.991 0.034	1'33.123 1'33.242	14	0.119
17 15 A. DE ANGELIS	RSM	Aprilia RSV4 1000 RR/RF	3.124 0.038	19.107 0.033	27.249 0.100	17.744	25.928	1'33.152 1'33.323	15	0.171
18 20 S. BARRIER	FRA	Kawasaki ZX-10R	3.217	19.102 0.207	27.397 0.120	17.950	26.189	1'33.855 1'34.182	18	0.327
19 9 D. SCHMITTER	SUI	Kawasaki ZX-10R	3.219 0.108	19.387 0.067	27.341	18.028 0.081	26.270 0.163	1'34.245 1'34.664	20	0.419
20 17 K. ABRAHAM	CZE	BMW S1000 RR	3.131 0.011	19.264	27.677 0.058	17.856 0.124	26.335	1'34.263 1'34.456	19	0.193
21 56 P. SEBESTYEN	HUN	Yamaha YZF R1	3.281 0.039	19.599	27.646	18.347	26.627 0.108	1'35.500 1'35.647	21	0.147
22 11 S. AL SULAITI	QAT	Kawasaki ZX-10R	3.274 0.037	19.708	27.824	18.366 0.044	26.669	1'35.841 1'35.922	22	0.081
23 10 I. TOTH	HUN	Yamaha YZF R1	3.260 0.033	19.747	28.133 0.035	18.193 0.054	26.710 0.190	1'36.043 1'36.355	23	0.312
24 16 J. HOOK	AUS	Kawasaki ZX-10R	3.333 0.006	20.066	28.264	18.376	26.612	1'36.651 1'36.657	24	0.006
Overall Ideal Time			3.102	18.750	26.581	17.582	25.665	1'31.680		



Phillip Island 4.445 m

Phillip Island DWO Official Test, 22-23 February 2016 World Superbike - Free Practices Tuesday

No.	Rider	Nat	Team	Bike	FP1	FP2	Time	Gap	Rel.	Avg	Laps
1	1 J. REA	GBR	Kawasaki Racing Team	Kawasaki ZX-10R	1'31.945	1'31.249	1'31.249			175,366	81
2	34 D. GIUGLIANO	ITA	Aruba.it Racing - Ducati	Ducati 1199 Panigale R	1'32.606	1'31.400	1'31.400	0.151	0.151	175,077	59
3	60 M. VAN DER MARK	NED	Honda World Superbike Team	Honda CBR1000RR SP	1'31.510	1'31.458	1'31.458	0.209	0.058	174,966	85
4	50 S. GUINTOLI	FRA	Pata Yamaha Official WSBK Team	Yamaha YZF R1	1'32.540	1'31.473	1'31.473	0.224	0.015	174,937	52
5	69 N. HAYDEN	USA	Honda World Superbike Team	Honda CBR1000RR SP	1'32.952	1'31.585	1'31.585	0.336	0.112	174,723	80
6	12 X. FORES	ESP	Barni Racing Team	Ducati 1199 Panigale R	1'31.795	1'32.109	1'31.795	0.546	0.210	174,323	51
7	66 T. SYKES	GBR	Kawasaki Racing Team	Kawasaki ZX-10R	1'32.284	1'31.885	1'31.885	0.636	0.090	174,152	65
8	7 C. DAVIES	GBR	Aruba.it Racing - Ducati	Ducati 1199 Panigale R	1'32.186	1'31.938	1'31.938	0.689	0.053	174,052	78
9	22 A. LOWES	GBR	Pata Yamaha Official WSBK Team	Yamaha YZF R1	1'32.802	1'31.958	1'31.958	0.709	0.020	174,014	78
10	81 J. TORRES	ESP	Althea BMW Racing Team	BMW S1000 RR	1'32.308	1'32.202	1'32.202	0.953	0.244	173,554	47
11	21 M. REITERBERGER	GER	Althea BMW Racing Team	BMW S1000 RR	1'33.353	1'32.272	1'32.272	1.023	0.070	173,422	76
12	40 R. RAMOS	ESP	Team GoEleven	Kawasaki ZX-10R	1'33.325	1'32.478	1'32.478	1.229	0.206	173,036	69
13	32 L. SAVADORI	ITA	IodaRacing Team	Aprilia RSV4 1000 RR/RF	1'34.731	1'32.587	1'32.587	1.338	0.109	172,832	75
14	2 L. CAMIER	GBR	MV Agusta Reparto Corse	MV Agusta 1000 F4	1'34.127	1'32.702	1'32.702	1.453	0.115	172,618	53
15	25 J. BROOKES	AUS	Milwaukee BMW	BMW S1000 RR	1'32.714	1'32.903	1'32.714	1.465	0.012	172,595	76
16	46 M. JONES	AUS	Desmo Sport Ducati	Ducati 1199 Panigale R	1'37.277	1'33.242	1'33.242	1.993	0.528	171,618	40
17	20 S. BARRIER	FRA	Pedercini Racing	Kawasaki ZX-10R	1'33.598	1'33.314	1'33.314	2.065	0.072	171,486	71
18	15 A. DE ANGELIS	RSM	IodaRacing Team	Aprilia RSV4 1000 RR/RF	1'33.979	1'33.323	1'33.323	2.074	0.009	171,469	74
19	61 F. MENGHI	ITA	VFT Racing	Ducati 1199 Panigale R	1'35.639	1'33.622	1'33.622	2.373	0.299	170,921	38
20	16 J. HOOK	AUS	Grillini Racing Team	Kawasaki ZX-10R	1'35.839	1'33.850	1'33.850	2.601	0.228	170,506	49
21	17 K. ABRAHAM	CZE	Milwaukee BMW	BMW S1000 RR	1'34.706	1'34.062	1'34.062	2.813	0.212	170,122	49
22	9 D. SCHMITTER	SUI	Grillini Racing Team	Kawasaki ZX-10R	1'38.001	1'34.664	1'34.664	3.415	0.602	169,040	82
23	11 S. AL SULAITI	QAT	Pedercini Racing	Kawasaki ZX-10R	1'38.099	1'34.942	1'34.942	3.693	0.278	168,545	61
24	56 P. SEBESTYEN	HUN	Team Toth	Yamaha YZF R1	1'38.925	1'35.541	1'35.541	4.292	0.599	167,488	73
25	10 I. TOTH	HUN	Team Toth	Yamaha YZF R1	1'37.483	1'36.150	1'36.150	4.901	0.609	166,427	81



Phillip Island 4.445 m

Phillip Island DWO Official Test, 22-23 February 2016

World Superbike - Top Speeds Tuesday 2nd

Best Lap

1	50 S. GUINTOLI	Yamaha YZF R1	1'31.940
2	1 J. REA	Kawasaki ZX-10R	1'32.090
3	22 A. LOWES	Yamaha YZF R1	1'32.106
4	66 T. SYKES	Kawasaki ZX-10R	1'32.283
5	21 M. REITERBERGER	BMW S1000 RR	1'32.699
6	60 M. VAN DER MARK	Honda CBR1000RR SP	1'32.721
7	81 J. TORRES	BMW S1000 RR	1'32.789
8	12 X. FORES	Ducati 1199 Panigale R	1'32.801
9	7 C. DAVIES	Ducati 1199 Panigale R	1'32.802
10	40 R. RAMOS	Kawasaki ZX-10R	1'32.824
11	69 N. HAYDEN	Honda CBR1000RR SP	1'32.879
12	34 D. GIUGLIANO	Ducati 1199 Panigale R	1'32.881
13	32 L. SAVADORI	Aprilia RSV4 1000 RR/RF	1'32.986
14	46 M. JONES	Ducati 1199 Panigale R	1'33.242
15	15 A. DE ANGELIS	Aprilia RSV4 1000 RR/RF	1'33.323
16	2 L. CAMIER	MV Austa 1000 F4	1'33.387
17	25 J. BROOKES	BMW S1000 RR	1'33.554
18	20 S. BARRIER	Kawasaki ZX-10R	1'34.182
19	17 K. ABRAHAM	BMW S1000 RR	1'34.456
20	9 D. SCHMITTER	Kawasaki ZX-10R	1'34.664
21	56 P. SEBESTYEN	Yamaha YZF R1	1'35.647
22	11 S. AL SULAITI	Kawasaki ZX-10R	1'35.922
23	10 I. TOTH	Yamaha YZF R1	1'36.355
24	16 J. HOOK	Kawasaki ZX-10R	1'36.657

Top Speeds

1	81 J. TORRES	BMW S1000 RR	320.5
2	15 A. DE ANGELIS	Aprilia RSV4 1000 RR/RF	318.6
3	1 J. REA	Kawasaki ZX-10R	318.6
4	21 M. REITERBERGER	BMW S1000 RR	317.6
5	17 K. ABRAHAM	BMW S1000 RR	317.6
6	60 M. VAN DER MARK	Honda CBR1000RR SP	315.8
7	69 N. HAYDEN	Honda CBR1000RR SP	315.8
8	66 T. SYKES	Kawasaki ZX-10R	314.9
9	32 L. SAVADORI	Aprilia RSV4 1000 RR/RF	314.0
10	34 D. GIUGLIANO	Ducati 1199 Panigale R	311.2
11	7 C. DAVIES	Ducati 1199 Panigale R	311.2
12	22 A. LOWES	Yamaha YZF R1	311.2
13	25 J. BROOKES	BMW S1000 RR	310.3
14	50 S. GUINTOLI	Yamaha YZF R1	310.3
15	12 X. FORES	Ducati 1199 Panigale R	309.5
16	20 S. BARRIER	Kawasaki ZX-10R	307.7
17	40 R. RAMOS	Kawasaki ZX-10R	305.9
18	2 L. CAMIER	MV Austa 1000 F4	305.9
19	9 D. SCHMITTER	Kawasaki ZX-10R	304.2
20	46 M. JONES	Ducati 1199 Panigale R	302.5
21	11 S. AL SULAITI	Kawasaki ZX-10R	301.7
22	10 I. TOTH	Yamaha YZF R1	300.0
23	56 P. SEBESTYEN	Yamaha YZF R1	298.3
24	16 J. HOOK	Kawasaki ZX-10R	295.1

Seg. 1		Seg. 2		Seg. 3		Seg. 4		Seg. 5						
1	81 J. TORRES	3.102	1	7 C. DAVIES	18.750	1	7 C. DAVIES	26.581	1	50 S. GUINTOLI	17.582	1	50 S. GUINTOLI	25.665
2	1 J. REA	3.120	2	50 S. GUINTOLI	18.770	2	1 J. REA	26.614	2	22 A. LOWES	17.595	2	22 A. LOWES	25.694
3	60 M. VAN DER MAR	3.121	3	22 A. LOWES	18.803	3	50 S. GUINTOLI	26.677	3	66 T. SYKES	17.599	3	1 J. REA	25.697
4	15 A. DE ANGELIS	3.124	4	60 M. VAN DER MAR	18.826	4	22 A. LOWES	26.748	4	81 J. TORRES	17.600	4	12 X. FORES	25.730
5	17 K. ABRAHAM	3.131	5	46 M. JONES	18.835	5	66 T. SYKES	26.757	5	1 J. REA	17.609	5	81 J. TORRES	25.744
6	21 M. REITERBERG	3.138	6	1 J. REA	18.872	6	34 D. GIUGLIANO	26.879	6	60 M. VAN DER MAR	17.673	6	32 L. SAVADORI	25.757
7	69 N. HAYDEN	3.145	7	66 T. SYKES	18.948	7	21 M. REITERBERG	26.881	7	40 R. RAMOS	17.688	7	66 T. SYKES	25.809
8	32 L. SAVADORI	3.153	8	69 N. HAYDEN	18.968	8	40 R. RAMOS	26.892	8	21 M. REITERBERG	17.701	8	21 M. REITERBERG	25.832
9	66 T. SYKES	3.164	9	2 L. CAMIER	18.987	9	12 X. FORES	26.909	9	7 C. DAVIES	17.704	9	34 D. GIUGLIANO	25.834
10	12 X. FORES	3.188	10	21 M. REITERBERG	18.999	10	60 M. VAN DER MAR	26.920	10	12 X. FORES	17.707	10	40 R. RAMOS	25.851
11	50 S. GUINTOLI	3.190	11	40 R. RAMOS	19.005	11	2 L. CAMIER	26.974	11	15 A. DE ANGELIS	17.744	11	69 N. HAYDEN	25.855
12	25 J. BROOKES	3.191	12	81 J. TORRES	19.008	12	69 N. HAYDEN	26.980	12	69 N. HAYDEN	17.748	12	60 M. VAN DER MAR	25.860
13	34 D. GIUGLIANO	3.192	13	34 D. GIUGLIANO	19.014	13	32 L. SAVADORI	27.025	13	34 D. GIUGLIANO	17.787	13	2 L. CAMIER	25.919
14	7 C. DAVIES	3.193	14	25 J. BROOKES	19.035	14	25 J. BROOKES	27.053	14	46 M. JONES	17.837	14	15 A. DE ANGELIS	25.928
15	40 R. RAMOS	3.206	15	12 X. FORES	19.054	15	81 J. TORRES	27.102	15	25 J. BROOKES	17.856	15	25 J. BROOKES	25.965
16	22 A. LOWES	3.212	16	20 S. BARRIER	19.102	16	46 M. JONES	27.199	16	17 K. ABRAHAM	17.856	16	7 C. DAVIES	25.978
17	20 S. BARRIER	3.217	17	15 A. DE ANGELIS	19.107	17	15 A. DE ANGELIS	27.249	17	32 L. SAVADORI	17.858	17	46 M. JONES	25.991
18	9 D. SCHMITTER	3.219	18	32 L. SAVADORI	19.169	18	9 D. SCHMITTER	27.341	18	2 L. CAMIER	17.862	18	20 S. BARRIER	26.189
19	2 L. CAMIER	3.254	19	17 K. ABRAHAM	19.264	19	20 S. BARRIER	27.397	19	20 S. BARRIER	17.950	19	9 D. SCHMITTER	26.270
20	10 I. TOTH	3.260	20	9 D. SCHMITTER	19.387	20	56 P. SEBESTYEN	27.646	20	9 D. SCHMITTER	18.028	20	17 K. ABRAHAM	26.335
21	46 M. JONES	3.261	21	56 P. SEBESTYEN	19.599	21	17 K. ABRAHAM	27.677	21	10 I. TOTH	18.193	21	16 J. HOOK	26.612
22	11 S. AL SULAITI	3.274	22	11 S. AL SULAITI	19.708	22	11 S. AL SULAITI	27.824	22	56 P. SEBESTYEN	18.347	22	56 P. SEBESTYEN	26.627
23	56 P. SEBESTYEN	3.281	23	10 I. TOTH	19.747	23	10 I. TOTH	28.133	23	11 S. AL SULAITI	18.366	23	11 S. AL SULAITI	26.669
24	16 J. HOOK	3.333	24	16 J. HOOK	20.066	24	16 J. HOOK	28.264	24	16 J. HOOK	18.376	24	10 I. TOTH	26.710

