

Phillip Island 4.445 m

DWO Phillip Island Official Test, 19-20 February 2018

World Supersport - Free Practices Combined Results

No.	Rider	Nat	Team	Bike	FP 1	FP 2	FP 3	FP 4	Time	Gap	Rel.	Laps
1	21 R. KRUMMENACHER	SUI	BARDAHL Evan Bros. WorldSSP Team	Yamaha YZF R6	1'35.352	1'34.844	1'33.499	1'34.280	1'33.499			102
2	144 L. MAHIAS	FRA	GRT Yamaha Official WorldSSP Team	Yamaha YZF R6	1'34.114	1'34.088	1'33.547	1'33.772	1'33.547	0.048	0.048	79
3	64 F. CARICASULO	ITA	GRT Yamaha Official WorldSSP Team	Yamaha YZF R6	1'34.443	1'34.109	1'33.643		1'33.643	0.144	0.096	100
4	11 S. CORTESE	GER	Kallio Racing	Yamaha YZF R6	1'34.864	1'34.447	1'33.871	1'34.331	1'33.871	0.372	0.228	104
5	13 A. WEST	AUS	EAB antwest Racing	Kawasaki ZX-6R	1'35.001	1'34.956	1'34.052	1'34.038	1'34.038	0.539	0.167	113
6	81 L. STAPLEFORD	GBR	Profile Racing	Triumph Daytona 675	1'34.504	1'34.410	1'34.074	1'34.202	1'34.074	0.575	0.036	89
7	3 R. DE ROSA	ITA	MV Agusta Reparto Corse by Vamag	MV Agusta F3 675	1'35.011		1'34.081	1'34.556	1'34.081	0.582	0.007	82
8	54 K. SOFUOGLU	TUR	Kawasaki Puccetti Racing	Kawasaki ZX-6R	1'34.735	1'34.565	1'34.228	1'34.161	1'34.161	0.662	0.080	101
9	16 J. CLUZEL	FRA	NRT	Yamaha YZF R6	1'35.194	1'34.703	1'34.760	1'34.227	1'34.227	0.728	0.066	105
10	78 H. OKUBO	JPN	Kawasaki Puccetti Racing	Kawasaki ZX-6R	1'36.096	1'35.397	1'35.325	1'34.507	1'34.507	1.008	0.280	112
11	66 N. TUULI	FIN	CIA Landlord Insurance Honda	Honda CBR600RR	1'36.008	1'35.311	1'34.555	1'35.422	1'34.555	1.056	0.048	111
12	94 M. DI MEGLIO	FRA	GMT94 Yamaha	Yamaha YZF R6	1'35.688	1'35.115	1'34.864	1'35.198	1'34.864	1.365	0.309	122
13	111 K. SMITH	GBR	GEMAR Team Lorini	Honda CBR600RR	1'35.934	1'35.074	1'34.954		1'34.954	1.455	0.090	68
14	86 A. BADOVINI	ITA	MV Agusta Reparto Corse by Vamag	MV Agusta F3 675	1'35.464	1'35.031	1'35.047	1'35.386	1'35.031	1.532	0.077	89
15	35 S. HILL	GBR	Profile Racing	Triumph Daytona 675	1'36.840	1'36.152	1'35.056	1'36.290	1'35.056	1.557	0.025	86
16	84 L. CRESSON	BEL	Kallio Racing	Yamaha YZF R6	1'38.015	1'36.491	1'35.140	1'35.554	1'35.140	1.641	0.084	139
17	7 T. TOPARIS	AUS	Cube Racing	Kawasaki ZX-6R	1'36.587	1'36.318	1'35.490	1'35.672	1'35.490	1.991	0.350	94
18	65 M. CANDUCCI	ITA	Team GoEleven Kawasaki	Kawasaki ZX-6R	1'37.116	1'35.655	1'35.912	1'36.087	1'35.655	2.156	0.165	112
19	36 T. GRADINGER	AUT	NRT	Yamaha YZF R6	1'36.197	1'37.193	1'35.670	1'35.687	1'35.670	2.171	0.015	95
20	74 J. VAN SIKKELERUS	NED	GEMAR Team Lorini	Honda CBR600RR	1'37.977	1'36.215	1'35.672	1'35.824	1'35.672	2.173	0.002	96
21	10 N. CALERO	ESP	Orelac Racing VerdNatura	Kawasaki ZX-6R	1'38.340	1'36.413	1'35.698	1'35.771	1'35.698	2.199	0.026	112
22	38 H. SOOMER	EST	Racedays	Honda CBR600RR	1'39.146	1'36.716	1'36.191	1'36.478	1'36.191	2.692	0.493	123
23	83 L. EPIS	AUS	Team GoEleven Kawasaki	Kawasaki ZX-6R	1'37.580	1'37.457	1'37.360	1'36.511	1'36.511	3.012	0.320	97
24	9 A. WAGNER	AUS	CIA Landlord Insurance Honda	Honda CBR600RR			1'37.025		1'37.025	3.526	0.514	18

20/02/2018

These data/results cannot be reproduced, stored and/or transmitted in whole or in part by any manner of electronic, mechanical, photocopying, recording, broadcasting or otherwise now known or herein after developed without the previous express consent by the copyright owner, except for reproduction in daily press and regular printed publications on sale to the public within 60 days of the event related to those data/results and always provided that copyright symbol appears together as follows below.

© DORNA WSBK ORGANIZATION Srl 2018

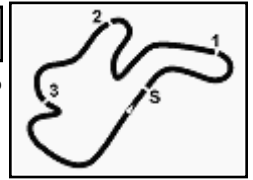
FIOR PERUGIA TIMING



Official Tyre Supplier



Official Timekeeper



DWO Phillip Island Official Test, 19-20 February 2018

World Supersport - Tuesday Free Practices

Phillip Island 4.445 m

No.	Rider	Nat	Team	Bike	FP1	FP2	Time	Gap	Rel.	Avg Laps
1	21 R. KRUMMENACHER	SUI	BARDAHL Evan Bros. WorldSSP Team	Yamaha YZF R6	1'33.499	1'34.280	1'33.499			171,146 56
2	144 L. MAHIAS	FRA	GRT Yamaha Official WorldSSP Team	Yamaha YZF R6	1'33.547	1'33.772	1'33.547	0.048	0.048	171,058 41
3	64 F. CARICASULO	ITA	GRT Yamaha Official WorldSSP Team	Yamaha YZF R6	1'33.643		1'33.643	0.144	0.096	170,883 40
4	11 S. CORTESE	GER	Kallio Racing	Yamaha YZF R6	1'33.871	1'34.331	1'33.871	0.372	0.228	170,468 56
5	13 A. WEST	AUS	EAB antwest Racing	Kawasaki ZX-6R	1'34.052	1'34.038	1'34.038	0.539	0.167	170,165 60
6	81 L. STAPLEFORD	GBR	Profile Racing	Triumph Daytona 675	1'34.074	1'34.202	1'34.074	0.575	0.036	170,100 43
7	3 R. DE ROSA	ITA	MV Agusta Reparto Corse by Vomag	MV Agusta F3 675	1'34.081	1'34.556	1'34.081	0.582	0.007	170,087 57
8	54 K. SOFUOGLU	TUR	Kawasaki Puccetti Racing	Kawasaki ZX-6R	1'34.228	1'34.161	1'34.161	0.662	0.080	169,943 48
9	16 J. CLUZEL	FRA	NRT	Yamaha YZF R6	1'34.760	1'34.227	1'34.227	0.728	0.066	169,824 54
10	78 H. OKUBO	JPN	Kawasaki Puccetti Racing	Kawasaki ZX-6R	1'35.325	1'34.507	1'34.507	1.008	0.280	169,321 58
11	66 N. TUULI	FIN	CIA Landlord Insurance Honda	Honda CBR600RR	1'34.555	1'35.422	1'34.555	1.056	0.048	169,235 52
12	94 M. DI MEGLIO	FRA	GMT94 Yamaha	Yamaha YZF R6	1'34.864	1'35.198	1'34.864	1.365	0.309	168,684 57
13	111 K. SMITH	GBR	GEMAR Team Lorini	Honda CBR600RR	1'34.954		1'34.954	1.455	0.090	168,524 14
14	86 A. BADOVINI	ITA	MV Agusta Reparto Corse by Vomag	MV Agusta F3 675	1'35.047	1'35.386	1'35.047	1.548	0.093	168,359 44
15	35 S. HILL	GBR	Profile Racing	Triumph Daytona 675	1'35.056	1'36.290	1'35.056	1.557	0.009	168,343 44
16	84 L. CRESSON	BEL	Kallio Racing	Yamaha YZF R6	1'35.140	1'35.554	1'35.140	1.641	0.084	168,194 66
17	7 T. TOPARIS	AUS	Cube Racing	Kawasaki ZX-6R	1'35.490	1'35.672	1'35.490	1.991	0.350	167,578 48
18	36 T. GRADINGER	AUT	NRT	Yamaha YZF R6	1'35.670	1'35.687	1'35.670	2.171	0.180	167,262 48
19	74 J. VAN SIKKELERUS	NED	GEMAR Team Lorini	Honda CBR600RR	1'35.672	1'35.824	1'35.672	2.173	0.002	167,259 39
20	10 N. CALERO	ESP	Orelac Racing VerdNatura	Kawasaki ZX-6R	1'35.698	1'35.771	1'35.698	2.199	0.026	167,214 66
21	65 M. CANDUCCI	ITA	Team GoEleven Kawasaki	Kawasaki ZX-6R	1'35.912	1'36.087	1'35.912	2.413	0.214	166,840 56
22	38 H. SOOMER	EST	Racedays	Honda CBR600RR	1'36.191	1'36.478	1'36.191	2.692	0.279	166,357 55
23	83 L. EPIS	AUS	Team GoEleven Kawasaki	Kawasaki ZX-6R	1'37.360	1'36.511	1'36.511	3.012	0.320	165,805 43
24	9 A. WAGNER	AUS	CIA Landlord Insurance Honda	Honda CBR600RR	1'37.025		1'37.025	3.526	0.514	164,927 18

20/02/2018

These data/results cannot be reproduced, stored and/or transmitted in whole or in part by any manner of electronic, mechanical, photocopying, recording, broadcasting or otherwise now known or herein after developed without the previous express consent by the copyright owner, except for reproduction in daily press and regular printed publications on sale to the public within 60 days of the event related to those data/results and always provided that copyright symbol appears together as follows below.

© DORNA WSBK ORGANIZATION Srl 2018

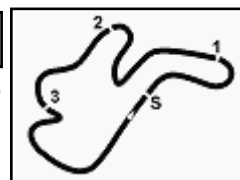
FICR PERUGIA TIMING



Official Tyre Supplier



Official Timekeeper



DWO Phillip Island Official Test, 19-20 February 2018

World Supersport - Results Tuesday Free Practice 2

Phillip Island 4.445 m

1 / 2

No.	Rider	Nat	Team	Bike	Time	Gap	Rel.	Laps	Speed	
									Avg	Max
1	144 L. MAHIAS	FRA	GRT Yamaha Official WorldSSP Team	Yamaha YZF R6	1'33.772			15	170,648	260,2
2	13 A. WEST	AUS	EAB antwest Racing	Kawasaki ZX-6R	1'34.038	0.266	0.266	34	170,165	263,4
3	54 K. SOFUOGLU	TUR	Kawasaki Puccetti Racing	Kawasaki ZX-6R	1'34.161	0.389	0.123	21	169,943	265,4
4	81 L. STAPLEFORD	GBR	Profile Racing	Triumph Daytona 675	1'34.202	0.430	0.041	14	169,869	259,0
5	16 J. CLUZEL	FRA	NRT	Yamaha YZF R6	1'34.227	0.455	0.025	26	169,824	268,0
6	21 R. KRUMMENACHER	SUI	BARDAHL Evan Bros. WorldSSP Team	Yamaha YZF R6	1'34.280	0.508	0.053	21	169,728	266,7
7	11 S. CORTESE	GER	Kallio Racing	Yamaha YZF R6	1'34.331	0.559	0.051	29	169,637	260,9
8	78 H. OKUBO	JPN	Kawasaki Puccetti Racing	Kawasaki ZX-6R	1'34.507	0.735	0.176	33	169,321	268,7
9	3 R. DE ROSA	ITA	MV Agusta Reparto Corse by Vamag	MV Agusta F3 675	1'34.556	0.784	0.049	23	169,233	256,5
10	94 M. DI MEGLIO	FRA	GMT94 Yamaha	Yamaha YZF R6	1'35.198	1.426	0.642	29	168,092	260,2
11	86 A. BADOVINI	ITA	MV Agusta Reparto Corse by Vamag	MV Agusta F3 675	1'35.386	1.614	0.188	19	167,760	257,8
12	66 N. TUULI	FIN	CIA Landlord Insurance Honda	Honda CBR600RR	1'35.422	1.650	0.036	21	167,697	264,7
13	84 L. CRESSON	BEL	Kallio Racing	Yamaha YZF R6	1'35.554	1.782	0.132	33	167,466	266,0
14	7 T. TOPARIS	AUS	Cube Racing	Kawasaki ZX-6R	1'35.672	1.900	0.118	17	167,259	264,7
15	36 T. GRADINGER	AUT	NRT	Yamaha YZF R6	1'35.687	1.915	0.015	20	167,233	268,0
16	10 N. CALERO	ESP	Orelac Racing VerdNatura	Kawasaki ZX-6R	1'35.771	1.999	0.084	33	167,086	260,2
17	74 J. VAN SIKKELERUS	NED	GEMAR Team Lorini	Honda CBR600RR	1'35.824	2.052	0.053	12	166,994	251,7
18	65 M. CANDUCCI	ITA	Team GoEleven Kawasaki	Kawasaki ZX-6R	1'36.087	2.315	0.263	23	166,537	262,1
19	35 S. HILL	GBR	Profile Racing	Triumph Daytona 675	1'36.290	2.518	0.203	16	166,185	255,9
20	38 H. SOOMER	EST	Racedays	Honda CBR600RR	1'36.478	2.706	0.188	31	165,862	263,4
21	83 L. EPIS	AUS	Team GoEleven Kawasaki	Kawasaki ZX-6R	1'36.511	2.739	0.033	30	165,805	262,1
22	64 F. CARICASULO	ITA	GRT Yamaha Official WorldSSP Team	Yamaha YZF R6				3		258,4
23	9 A. WAGNER	AUS	CIA Landlord Insurance Honda	Honda CBR600RR				0		
24	111 K. SMITH	GBR	GEMAR Team Lorini	Honda CBR600RR				0		

AIR	Humidity:	39%	Temp:	27°C
TRACK	Condition:	Dry	Temp:	40°C

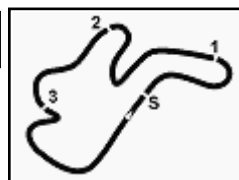
Records	Pole (QP2)	2013	S.Lowes	1'32.545	172,910	Km/h
	Race (RC)	2013	K.Sofuoglu	1'33.283	171,540	Km/h
	Circuit (QP1)	2013	S.Lowes	1'32.545	172,910	Km/h

Start 20/02/2018 15:50
End 17:38

The results are provisional until the end of the time limit for protests and appeals and the completion of the technical checks.

These data/results cannot be reproduced, stored and/or transmitted in whole or in part by any manner of electronic, mechanical, photocopying, recording, broadcasting or otherwise now known or herein after developed without the previous express consent by the copyright owner, except for reproduction in daily press and regular printed publications on sale to the public within 60 days of the event related to those data/results and always provided that copyright symbol appears together as follows below.

© DORNA WSBK ORGANIZATION Srl 2018



DWO Phillip Island Official Test, 19-20 February 2018

World Supersport - Results Tuesday Free Practice 2

Session Highlights

Local Time	No. Rider	Description
15.50.00		Start
15.52.12	38 H. SOOMER	Check Transponder
16.18.47	54 K. SOFUOGLU	Crashed - Turn 10
16.45.57	66 N. TUULI	Crashed - Turn 2
16.49.32	94 M. DI MEGLIO	Crashed - Turn 11
16.52.39	78 H. OKUBO	On the Gravel - Turn 1
16.53.20	78 H. OKUBO	Re-joined
16.53.45	86 A. BADOVINI	Check Transponder
17.07.20	7 T. TOPARIS	Crashed - Turn 12
17.13.13	36 T. GRADINGER	On the Gravel - Re-Joined - Turn 4
17.35.33		RED FLAG
17.38.46		RED FLAG - Session Ended
17.38.52		End Of Session

Fastest Laps Sequence

No. Rider	Nat	Team	Bike	Local Time	Time	Gap	Avg
66 N. TUULI	FIN	CIA Landlord Insurance Honda	Honda CBR600RR	15:54'10.717	1'36.226		166,296
94 M. DI MEGLIO	FRA	GMT94 Yamaha	Yamaha YZF R6	15:54'12.602	1'36.041	-0.185	166,616
11 S. CORTESE	GER	Kallio Racing	Yamaha YZF R6	15:55'11.859	1'35.425	-0.616	167,692
11 S. CORTESE	GER	Kallio Racing	Yamaha YZF R6	15:56'46.805	1'34.946	-0.479	168,538
11 S. CORTESE	GER	Kallio Racing	Yamaha YZF R6	15:58'21.605	1'34.800	-0.146	168,797
11 S. CORTESE	GER	Kallio Racing	Yamaha YZF R6	15:59'56.241	1'34.636	-0.164	169,090
13 A. WEST	AUS	EAB antwest Racing	Kawasaki ZX-6R	16:16'56.671	1'34.556	-0.080	169,233
21 R. KRUMMENACHER	SUI	BARDAHL Evan Bros. WorldSSP Team	Yamaha YZF R6	16:43'24.729	1'34.321	-0.235	169,655
21 R. KRUMMENACHER	SUI	BARDAHL Evan Bros. WorldSSP Team	Yamaha YZF R6	16:44'59.009	1'34.280	-0.041	169,728
144 L. MAHIAS	FRA	GRT Yamaha Official WorldSSP Team	Yamaha YZF R6	16:49'11.395	1'34.098	-0.182	170,057
13 A. WEST	AUS	EAB antwest Racing	Kawasaki ZX-6R	17:28'06.461	1'34.038	-0.060	170,165
144 L. MAHIAS	FRA	GRT Yamaha Official WorldSSP Team	Yamaha YZF R6	17:31'58.120	1'33.814	-0.224	170,572
144 L. MAHIAS	FRA	GRT Yamaha Official WorldSSP Team	Yamaha YZF R6	17:33'31.892	1'33.772	-0.042	170,648

Start 20/02/2018 15:50 End 17:38 The results are provisional until the end of the time limit for protests and appeals and the completion of the technical checks.

These data/results cannot be reproduced, stored and/or transmitted in whole or in part by any manner of electronic, mechanical, photocopying, recording, broadcasting or otherwise now known or herein after developed without the previous express consent by the copyright owner, except for reproduction in daily press and regular printed publications on sale to the public within 60 days of the event related to those data/results and always provided that copyright symbol appears together as follows below.

© DORNA WSBK ORGANIZATION Srl 2018

DWO Phillip Island Official Test, 19-20 February 2018

World Supersport - Best Sectors & Speed Tuesday Free Practice 2

Phillip Island 4.445 m

BEST LAP

1	144 L. MAHIAS	Yamaha YZF R6	1'33.772
2	13 A. WEST	Kawasaki ZX-6R	1'34.038
3	54 K. SOFUOGLU	Kawasaki ZX-6R	1'34.161
4	81 L. STAPLEFORD	Triumph Daytona 675	1'34.202
5	16 J. CLUZEL	Yamaha YZF R6	1'34.227
6	21 R. KRUMMENACHER	Yamaha YZF R6	1'34.280
7	11 S. CORTESE	Yamaha YZF R6	1'34.331
8	78 H. OKUBO	Kawasaki ZX-6R	1'34.507
9	3 R. DE ROSA	MV Agusta F3 675	1'34.556
10	94 M. DI MEGLIO	Yamaha YZF R6	1'35.198
11	86 A. BADOVINI	MV Agusta F3 675	1'35.386
12	66 N. TUULI	Honda CBR600RR	1'35.422
13	84 L. CRESSON	Yamaha YZF R6	1'35.554
14	7 T. TOPARIS	Kawasaki ZX-6R	1'35.672
15	36 T. GRADINGER	Yamaha YZF R6	1'35.687
16	10 N. CALERO	Kawasaki ZX-6R	1'35.771
17	74 J. VAN SIKKELERUS	Honda CBR600RR	1'35.824
18	65 M. CANDUCCI	Kawasaki ZX-6R	1'36.087
19	35 S. HILL	Triumph Daytona 675	1'36.290
20	38 H. SOOMER	Honda CBR600RR	1'36.478
21	83 L. EPIS	Kawasaki ZX-6R	1'36.511
22	111 K. SMITH	Honda CBR600RR	
23	64 F. CARICASULO	Yamaha YZF R6	
24	9 A. WAGNER	Honda CBR600RR	

SPEED

1	78 H. OKUBO	Kawasaki ZX-6R	268,7
2	36 T. GRADINGER	Yamaha YZF R6	268,0
3	16 J. CLUZEL	Yamaha YZF R6	268,0
4	21 R. KRUMMENACHER	Yamaha YZF R6	266,7
5	84 L. CRESSON	Yamaha YZF R6	266,0
6	54 K. SOFUOGLU	Kawasaki ZX-6R	265,4
7	66 N. TUULI	Honda CBR600RR	264,7
8	7 T. TOPARIS	Kawasaki ZX-6R	264,7
9	13 A. WEST	Kawasaki ZX-6R	263,4
10	38 H. SOOMER	Honda CBR600RR	263,4
11	83 L. EPIS	Kawasaki ZX-6R	262,1
12	65 M. CANDUCCI	Kawasaki ZX-6R	262,1
13	11 S. CORTESE	Yamaha YZF R6	260,9
14	94 M. DI MEGLIO	Yamaha YZF R6	260,2
15	144 L. MAHIAS	Yamaha YZF R6	260,2
16	10 N. CALERO	Kawasaki ZX-6R	260,2
17	81 L. STAPLEFORD	Triumph Daytona 675	259,0
18	64 F. CARICASULO	Yamaha YZF R6	258,4
19	86 A. BADOVINI	MV Agusta F3 675	257,8
20	3 R. DE ROSA	MV Agusta F3 675	256,5
21	35 S. HILL	Triumph Daytona 675	255,9
22	74 J. VAN SIKKELERUS	Honda CBR600RR	251,7

SEG. 1

1	16 J. CLUZEL	22.437
2	54 K. SOFUOGLU	22.535
3	144 L. MAHIAS	22.545
4	21 R. KRUMMENACHER	22.582
5	11 S. CORTESE	22.626
6	13 A. WEST	22.674
7	78 H. OKUBO	22.675
8	81 L. STAPLEFORD	22.685
9	3 R. DE ROSA	22.758
10	66 N. TUULI	22.820
11	36 T. GRADINGER	22.845
12	10 N. CALERO	22.876
13	94 M. DI MEGLIO	22.891
14	84 L. CRESSON	22.911
15	86 A. BADOVINI	22.923
16	7 T. TOPARIS	22.958
17	74 J. VAN SIKKELERUS	23.003
18	35 S. HILL	23.087
19	65 M. CANDUCCI	23.142
20	83 L. EPIS	23.240
21	38 H. SOOMER	23.265
22	64 F. CARICASULO	23.950

SEG. 2

1	13 A. WEST	27.113
2	144 L. MAHIAS	27.155
3	11 S. CORTESE	27.200
4	16 J. CLUZEL	27.255
5	21 R. KRUMMENACHER	27.263
6	54 K. SOFUOGLU	27.279
7	81 L. STAPLEFORD	27.281
8	3 R. DE ROSA	27.293
9	78 H. OKUBO	27.311
10	66 N. TUULI	27.499
11	36 T. GRADINGER	27.502
12	94 M. DI MEGLIO	27.541
13	86 A. BADOVINI	27.554
14	35 S. HILL	27.598
15	84 L. CRESSON	27.628
16	74 J. VAN SIKKELERUS	27.657
17	10 N. CALERO	27.673
18	65 M. CANDUCCI	27.741
19	38 H. SOOMER	27.754
20	83 L. EPIS	27.790
21	7 T. TOPARIS	27.837
22	64 F. CARICASULO	28.091

SEG. 3

1	81 L. STAPLEFORD	17.757
2	144 L. MAHIAS	17.788
3	54 K. SOFUOGLU	17.788
4	21 R. KRUMMENACHER	17.832
5	13 A. WEST	17.837
6	16 J. CLUZEL	17.859
7	11 S. CORTESE	17.892
8	94 M. DI MEGLIO	17.932
9	78 H. OKUBO	17.962
10	3 R. DE ROSA	18.007
11	66 N. TUULI	18.066
12	84 L. CRESSON	18.095
13	65 M. CANDUCCI	18.105
14	7 T. TOPARIS	18.116
15	36 T. GRADINGER	18.134
16	86 A. BADOVINI	18.164
17	74 J. VAN SIKKELERUS	18.165
18	10 N. CALERO	18.171
19	38 H. SOOMER	18.175
20	64 F. CARICASULO	18.193
21	83 L. EPIS	18.260
22	35 S. HILL	18.293

SEG. 4

1	144 L. MAHIAS	26.251
2	16 J. CLUZEL	26.306
3	13 A. WEST	26.334
4	81 L. STAPLEFORD	26.375
5	11 S. CORTESE	26.391
6	21 R. KRUMMENACHER	26.437
7	3 R. DE ROSA	26.460
8	54 K. SOFUOGLU	26.493
9	78 H. OKUBO	26.559
10	86 A. BADOVINI	26.635
11	7 T. TOPARIS	26.653
12	94 M. DI MEGLIO	26.660
13	84 L. CRESSON	26.706
14	36 T. GRADINGER	26.717
15	66 N. TUULI	26.784
16	64 F. CARICASULO	26.788
17	10 N. CALERO	26.902
18	65 M. CANDUCCI	26.938
19	74 J. VAN SIKKELERUS	26.938
20	38 H. SOOMER	26.946
21	35 S. HILL	26.990
22	83 L. EPIS	27.030

20/02/2018

These data/results cannot be reproduced, stored and/or transmitted in whole or in part by any manner of electronic, mechanical, photocopying, recording, broadcasting or otherwise now known or herein after developed without the previous express consent by the copyright owner, except for reproduction in daily press and regular printed publications on sale to the public within 60 days of the event related to those data/results and always provided that copyright symbol appears together as follows below.

© DORNA WSBK ORGANIZATION Srl 2018

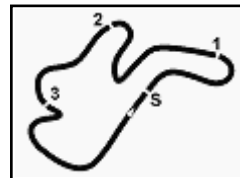
FICR PERUGIA TIMING



Official Tyre Supplier



Official Timekeeper



Phillip Island 4.445 m

DWO Phillip Island Official Test, 19-20 February 2018

World Supersport - Ideal Times Tuesday Free Practice 2

No. Rider	Nat	Bike	Seg. 1	Seg. 2	Seg. 3	Seg. 4	Ideal Time		
			Diff. 1	Diff. 2	Diff. 3	Diff. 4	Best Lap	Pos.	Diff.
1 144 L. MAHIAS	FRA	Yamaha YZF R6	22.545 0.009	27.155	17.788 0.024	26.251	1'33.739	4	0.033
2 16 J. CLUZEL	FRA	Yamaha YZF R6	22.437 0.223	27.255 0.086	17.859 0.061	26.306	1'33.857	8	0.370
3 13 A. WEST	AUS	Kawasaki ZX-6R	22.674 0.066	27.113	17.837 0.014	26.334	1'33.958	5	0.080
4 54 K. SOFUOGLU	TUR	Kawasaki ZX-6R	22.535	27.279 0.066	17.788	26.493	1'34.095	6	0.066
5 81 L. STAPLEFORD	GBR	Triumph Daytona 675	22.685	27.281	17.757 0.104	26.375	1'34.098	7	0.104
6 11 S. CORTESE	GER	Yamaha YZF R6	22.626 0.050	27.200 0.048	17.892 0.060	26.391 0.064	1'34.109	10	0.222
7 21 R. KRUMMENACHER	SUI	Yamaha YZF R6	22.582 0.042	27.263	17.832	26.437 0.124	1'34.114	9	0.166
8 78 H. OKUBO	JPN	Kawasaki ZX-6R	22.675	27.311	17.962	26.559	1'34.507	11	
9 3 R. DE ROSA	ITA	MV Agusta F3 675	22.758 0.038	27.293	18.007	26.460	1'34.518	12	0.038
10 94 M. DI MEGLIO	FRA	Yamaha YZF R6	22.891 0.031	27.541 0.042	17.932 0.049	26.660 0.052	1'35.024	13	0.174
11 66 N. TUULI	FIN	Honda CBR600RR	22.820 0.157	27.499 0.033	18.066 0.025	26.784 0.038	1'35.169	15	0.253
12 36 T. GRADINGER	AUT	Yamaha YZF R6	22.845 0.179	27.502 0.116	18.134	26.717 0.194	1'35.198	18	0.489
13 86 A. BADOVINI	ITA	MV Agusta F3 675	22.923 0.110	27.554	18.164	26.635	1'35.276	14	0.110
14 84 L. CRESSON	BEL	Yamaha YZF R6	22.911 0.214	27.628	18.095	26.706	1'35.340	16	0.214
15 7 T. TOPARIS	AUS	Kawasaki ZX-6R	22.958	27.837 0.081	18.116 0.027	26.653	1'35.564	17	0.108
16 10 N. CALERO	ESP	Kawasaki ZX-6R	22.876 0.084	27.673 0.016	18.171 0.036	26.902 0.013	1'35.622	19	0.149
17 74 J. VAN SIKKELERUS	NED	Honda CBR600RR	23.003	27.657 0.031	18.165	26.938 0.030	1'35.763	20	0.061
18 65 M. CANDUCCI	ITA	Kawasaki ZX-6R	23.142	27.741 0.114	18.105 0.047	26.938	1'35.926	21	0.161
19 35 S. HILL	GBR	Triumph Daytona 675	23.087	27.598 0.280	18.293 0.042	26.990	1'35.968	22	0.322
20 38 H. SOOMER	EST	Honda CBR600RR	23.265	27.754 0.082	18.175 0.170	26.946 0.086	1'36.140	23	0.338
21 83 L. EPIS	AUS	Kawasaki ZX-6R	23.240 0.100	27.790	18.260 0.043	27.030 0.048	1'36.320	24	0.191
Overall Ideal Time			22.437	27.113	17.757	26.251	1'33.558		

20/02/2018

These data/results cannot be reproduced, stored and/or transmitted in whole or in part by any manner of electronic, mechanical, photocopying, recording, broadcasting or otherwise now known or herein after developed without the previous express consent by the copyright owner, except for reproduction in daily press and regular printed publications on sale to the public within 60 days of the event related to those data/results and always provided that copyright symbol appears together as follows below.

© DORNA WSBK ORGANIZATION Srl 2018

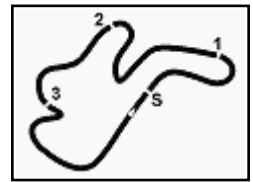
FICR PERUGIA TIMING



Official Tyre Supplier



Official Timekeeper



DWO Phillip Island Official Test, 19-20 February 2018

World Supersport - Chronological Analysis Tuesday Free Practice 2

Phillip Island 4.445 m

5 / 5

20° 38 H. SOOMER (1'36.478)							
Lap	Seg.1	Seg.2	Seg.3	Seg.4	Lap Time	km/h	Local Time
1	30.148	28.443	18.508	27.433	1'44.532P		15:58'10.952
2	23.531	28.065	18.438	27.134	1'37.168	258,4	16:01'32.652
3	23.452	27.960	18.321	27.016	1'36.749	259,6	16:03'09.401
4	23.601	40.603	18.622	3'22.143	4'44.969P	259,6	16:07'54.370
5	34.843	28.513	18.973	29.071	1'51.400P		16:09'45.770
6	23.656	27.977	18.322	26.987	1'36.942	256,5	16:11'22.712
7	23.383	27.868	18.232	27.041	1'36.524	259,6	16:12'59.236
8	23.377	28.219	18.370	4'26.766	5'36.732P	263,4	16:18'35.968
9	35.433	28.664	18.604	27.177	1'49.878P		16:20'25.846
10	23.435	28.145	18.381	27.295	1'37.256	260,2	16:22'03.102
11	23.464	28.064	18.474	8'52.925	10'02.927P	257,8	16:32'06.029
12	34.869	29.079	18.947	27.421	1'50.316P		16:33'56.345
13	23.602	28.154	18.463	27.278	1'37.497	258,4	16:35'33.842
14	23.452	27.975	18.335	27.266	1'37.028	258,4	16:37'10.870
15	24.852	28.725	18.866	27.724	1'40.167	260,2	16:38'51.037
16	23.545	28.111	18.526	13'16.111	14'26.293P	259,6	16:53'17.330
17	34.377	29.325	18.981	27.509	1'50.192P		16:55'07.522
18	23.515	28.269	18.427	27.269	1'37.480	259,0	16:56'45.002
19	23.460	28.136	18.407	27.307	1'37.310	259,0	16:58'22.312
20	23.447	30.782	18.534	27.803	1'40.566	258,4	17:00'02.878
21	23.484	28.500	18.444	27.364	1'37.792	256,5	17:01'40.670
22	23.425	31.955	19.037	13'11.223	14'25.640P	258,4	17:16'06.310
23	33.840	29.050	19.014	27.331	1'49.235P		17:17'55.545
24	23.468	27.979	18.371	27.160	1'36.978	258,4	17:19'32.523
25	23.407	28.081	18.499	5'17.767	6'27.754P	259,6	17:26'00.277
26	33.879	28.768	18.606	27.221	1'48.474P		17:27'48.751
27	23.365	27.800	18.485	27.110	1'36.760	257,1	17:29'25.511
28	23.374	27.754	18.293	27.076	1'36.497	257,8	17:31'02.008
29	23.615	27.847	18.175	26.946	1'36.583	257,1	17:32'38.591
30	23.265	27.836	18.345	27.032	1'36.478	258,4	17:34'15.069
31	23.267	27.894	18.260	27.437	1'36.858C	259,0	17:35'51.927

24	23.240	27.985	18.449	27.274	1'36.948	254,7	17:04'57.185
25	24.758	30.141	19.605	12'36.681	13'51.185P	254,7	17:18'48.370
26	28.967	29.109	18.843	30.325	1'47.244P		17:20'35.614
27	23.319	28.106	18.462	27.543	1'37.430	259,6	17:22'13.044
28	23.354	28.074	18.319	27.192	1'36.939	254,7	17:23'49.983
29	23.547	28.124	18.389	27.588	1'37.648	255,3	17:25'27.631
30	24.935	28.423	19.459	8'27.799	9'40.616P	254,1	17:35'08.247

22° 64 F. CARICASULO							
Lap	Seg.1	Seg.2	Seg.3	Seg.4	Lap Time	km/h	Local Time
1	31.549	29.236	21.693	4'08.756	5'31.234P		17:26'50.216
2	35.260	28.091	18.666	26.788	1'48.805P		17:34'10.255
3	23.950	28.287	18.193	26.776	1'37.206C	258,4	17:35'47.461

21° 83 L. EPIS (1'36.511)							
Lap	Seg.1	Seg.2	Seg.3	Seg.4	Lap Time	km/h	Local Time
1	28.510	29.224	19.197	4'11.285	5'28.216P		16:01'19.469
2	27.688	28.592	18.654	27.577	1'42.511P		16:08'30.196
3	23.587	28.313	18.457	27.478	1'37.835	254,1	16:10'08.031
4	23.567	28.255	18.438	27.336	1'37.596	252,9	16:11'45.627
5	23.546	28.149	18.424	27.431	1'37.550	252,3	16:13'23.177
6	23.437	28.002	18.315	27.670	1'37.424	255,3	16:15'00.601
7	23.346	28.050	18.417	27.391	1'37.204	255,3	16:16'37.805
8	24.819	29.938	20.445	7'25.405	8'40.607P	253,5	16:25'18.412
9	28.996	29.400	19.040	27.673	1'45.109P		16:27'03.521
10	23.395	28.008	18.324	27.223	1'36.950	254,7	16:28'40.471
11	23.340	27.790	18.303	27.078	1'36.511	255,9	16:30'16.982
12	23.308	28.834	19.678	33.680	1'45.500	255,9	16:32'02.482
13	23.443	27.999	18.364	27.271	1'37.077	254,1	16:33'39.559
14	25.010	34.124	20.844	34.979	1'54.957	254,1	16:35'34.516
15	23.276	27.987	18.260	27.164	1'36.687	257,1	16:37'11.203
16	23.852	28.911	19.014	6'55.387	8'07.164P	262,1	16:45'18.367
17	29.086	30.700	18.437	27.030	1'45.253P		16:47'03.620
18	23.317	27.892	18.426	27.276	1'36.911	255,9	16:48'40.531
19	23.270	27.810	18.330	27.158	1'36.568	255,3	16:50'17.099
20	23.961	27.825	18.479	27.256	1'37.521	254,7	16:51'54.620
21	23.435	28.243	19.846	6'37.453	7'48.977P	256,5	16:59'43.597
22	28.544	33.161	21.970	35.533	1'59.208P		17:01'42.805
23	23.454	28.098	18.594	27.286	1'37.432	255,3	17:03'20.237

20/02/2018

P = Pits In/Out - C = Lap Time Cancelled

These data/results cannot be reproduced, stored and/or transmitted in whole or in part by any manner of electronic, mechanical, photocopying, recording, broadcasting or otherwise now known or herein after developed without the previous express consent by the copyright owner, except for reproduction in daily press and regular printed publications on sale to the public within 60 days of the event related to those data/results and always provided that copyright symbol appears together as follows below.

© DORNA WSBK ORGANIZATION Srl 2018

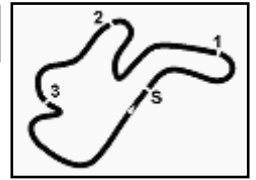
FICR PERUGIA TIMING



Official Tyre Supplier



Official Timekeeper



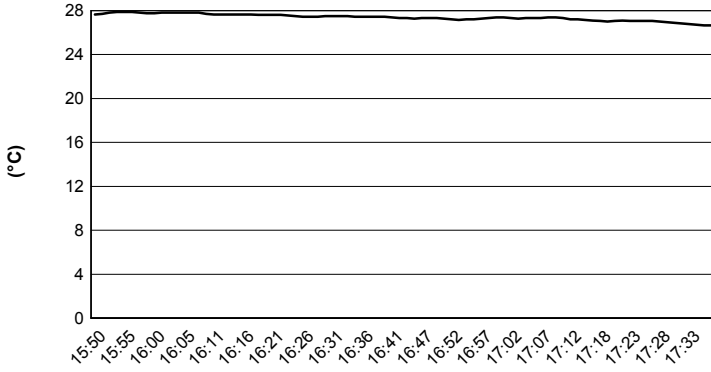
Phillip Island 4.445 m

DWO Phillip Island Official Test, 19-20 February 2018

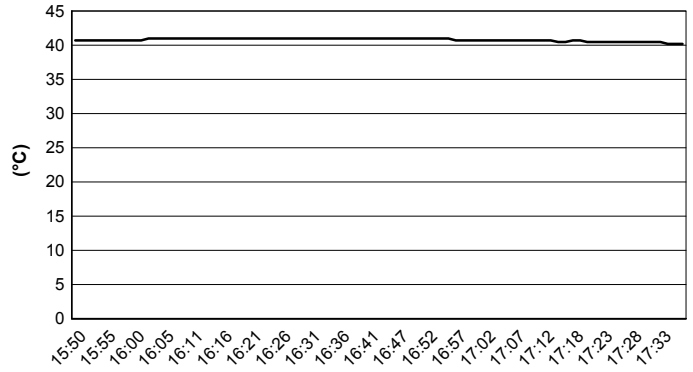
World Supersport - Weather Report Tuesday Free Practice 2

Session started 15:50 - Session ended 17:38

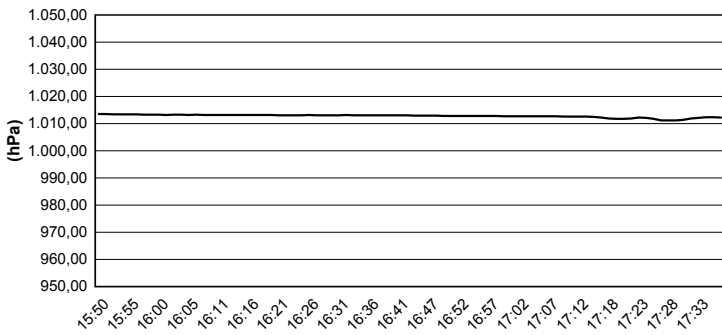
Air Temperature



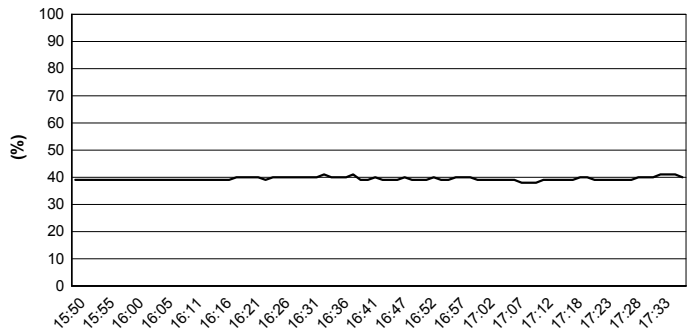
Track Temperature



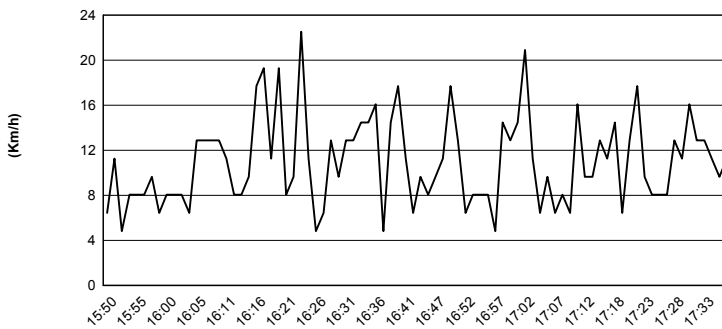
Air Pressure



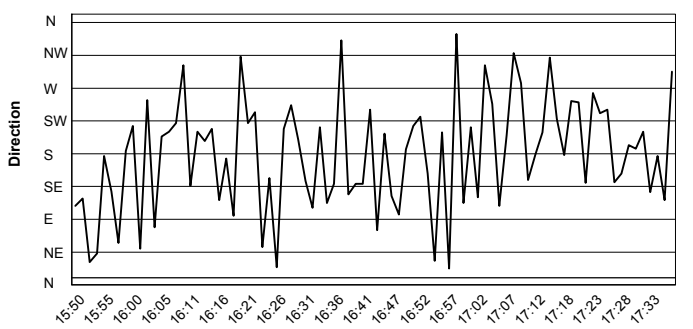
Humidity



Wind Speed



Wind Direction



20/02/2018

These data/results cannot be reproduced, stored and/or transmitted in whole or in part by any manner of electronic, mechanical, photocopying, recording, broadcasting or otherwise now known or herein after developed without the previous express consent by the copyright owner, except for reproduction in daily press and regular printed publications on sale to the public within 60 days of the event related to those data/results and always provided that copyright symbol appears together as follows below.

© DORNA WSBK ORGANIZATION Srl 2018