
**DWO Official Test Portimao, 24-25 August 2019**
**Biographical Entry List**

Portimao 4.592 m

No.	Rider (Abbreviation)	Nat	Bike	Wins	Podiums	Pole	Races	Tyres	Class
	Age Date of Birth Place of Birth		Team	2019	2019	2019	2019		
1	<b>1 REA Jonathan</b> (Rea) 32 02/02/1987 Ballymena	GBR	<b>Kawasaki ZX-10RR</b> Kawasaki Racing Team WorldSBK	9 9	22 22	4 4	25 25	Pirelli	
2	<b>7 DAVIES Chaz</b> (Dav) 32 10/02/1987 Knighton	GBR	<b>Ducati Panigale V4 R</b> ARUBA.IT Racing - Ducati	1 1	6 6	1 1	25 25	Pirelli	
3	<b>11 CORTESE Sandro</b> (Cor) 29 06/01/1990 Ochsenhausen	GER	<b>Yamaha YZF R1</b> GRT Yamaha WorldSBK				25 25	Pirelli	IND
4	<b>13 TAKAHASHI Takumi</b> (Tak)	JPN	<b>Honda CBR1000RR</b> Moriwaki Althea Honda Team					Pirelli	
5	<b>19 BAUTISTA Alvaro</b> (Bau) 34 21/11/1984 Talavera de la Reina	ESP	<b>Ducati Panigale V4 R</b> ARUBA.IT Racing - Ducati	14 14	18 18	3 3	25 25	Pirelli	
6**	<b>20 BARRIER Sylvain</b> (Bar) 30 20/10/1988 Oyonnax	FRA	<b>Ducati Panigale V4 R</b> BRIXX Ducati					Pirelli	
7	<b>21 RINALDI Michael Ruben</b> (Rin) 23 21/12/1995 Rimini	ITA	<b>Ducati Panigale V4 R</b> BARNI Racing Team				25 25	Pirelli	IND
8	<b>22 LOWES Alex</b> (Low) 28 14/09/1990 Lincoln	GBR	<b>Yamaha YZF R1</b> Pata Yamaha WorldSBK Team			5 5	25 25	Pirelli	
9	<b>23 KIYONARI Ryuichi</b> (Kiy) 36 23/09/1982 Saitama	JPN	<b>Honda CBR1000RR</b> Moriwaki Althea Honda Team				25 25	Pirelli	
10	<b>28 REITERBERGER Markus</b> (Rei) 25 09/03/1994 Trostberg	GER	<b>BMW S1000 RR</b> BMW Motorrad WorldSBK Team				22 22	Pirelli	
11	<b>33 MELANDRI Marco</b> (Mel) 37 07/08/1982 Ravenna	ITA	<b>Yamaha YZF R1</b> GRT Yamaha WorldSBK			3 3	25 25	Pirelli	IND
12	<b>36 MERCADO Leandro</b> (Mer) 27 15/02/1992 Cordoba	ARG	<b>Kawasaki ZX-10RR</b> Orelac Racing VerdNatura				21 21	Pirelli	IND
13	<b>50 LAVERTY Eugene</b> (Lav) 33 03/06/1986 Toomebridge	IRL	<b>Ducati Panigale V4 R</b> Team Goeleven				14 14	Pirelli	IND
14	<b>54 RAZGATLIOGLU Toprak</b> (Raz) 22 16/10/1996 Sakarya	TUR	<b>Kawasaki ZX-10RR</b> Turkish Puccetti Racing			7 7	25 25	Pirelli	IND
15	<b>60 VAN DER MARK Michael</b> (vdM) 26 26/10/1992 Gouda	NED	<b>Yamaha YZF R1</b> Pata Yamaha WorldSBK Team	1 1	5 5		22 22	Pirelli	
16	<b>66 SYKES Tom</b> (Syk) 34 19/08/1985 Huddersfield	GBR	<b>BMW S1000 RR</b> BMW Motorrad WorldSBK Team			3 3	1 1	25 25	Pirelli
17**	<b>76 BAZ Loris</b> (Baz) 26 01/02/1993 Sallanches	FRA	<b>Yamaha YZF R1</b> Ten Kate Racing - Yamaha				12 12	Pirelli	IND
18	<b>81 TORRES Jordi</b> (Tor) 31 27/08/1987 Terrassa	ESP	<b>Kawasaki ZX-10RR</b> Team Pedercini Racing				25 25	Pirelli	IND
19	<b>91 HASLAM Leon</b> (Has) 36 31/05/1983 Derby	GBR	<b>Kawasaki ZX-10RR</b> Kawasaki Racing Team WorldSBK			6 6	25 25	Pirelli	

24/08/2019

\* = Wild Card

\*\* = One Event

These data/results cannot be reproduced, stored and/or transmitted in whole or in part by any manner of electronic, mechanical, photocopying, recording, broadcasting or otherwise now known or herein after developed without the previous express consent by the copyright owner, except for reproduction in daily press and regular printed publications on sale to the public within 60 days of the event related to those data/results and always provided that copyright symbol appears together as follows below.

© DORNA WSBK ORGANIZATION Srl 2019

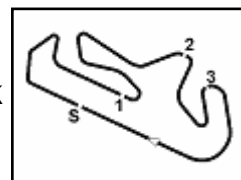
FICR PERUGIA TIMING



Official Tyre Supplier



Official Timekeeper



Portimao 4.592 m

1 / 2

## DWO Official Test Portimao, 24-25 August 2019

### Results Saturday 1st Session

No.	Rider	Nat	Team	Bike	Class	Time	Gap	Rel.	Laps	Speed	
										Avg	Max
1	54 T. RAZGATLIOGLU	TUR	Turkish Puccetti Racing	Kawasaki ZX-10RR	IND	<b>1'41.897</b>			30	162,234	<b>310,5</b>
2	1 J. REA	GBR	Kawasaki Racing Team WorldSBK	Kawasaki ZX-10RR		<b>1'42.056</b>	0.159	0.159	25	161,982	<b>313,2</b>
3	19 A. BAUTISTA	ESP	ARUBA.IT Racing - Ducati	Ducati Panigale V4 R		<b>1'42.087</b>	0.190	0.031	34	161,932	<b>311,4</b>
4	66 T. SYKES	GBR	BMW Motorrad WorldSBK Team	BMW S1000 RR		<b>1'42.174</b>	0.277	0.087	9	161,795	<b>308,7</b>
5	60 M. VAN DER MARK	NED	Pata Yamaha WorldSBK Team	Yamaha YZF R1		<b>1'42.421</b>	0.524	0.247	24	161,404	<b>307,8</b>
6	21 M. RINALDI	ITA	BARNI Racing Team	Ducati Panigale V4 R	IND	<b>1'42.426</b>	0.529	0.005	25	161,397	<b>309,6</b>
7	22 A. LOWES	GBR	Pata Yamaha WorldSBK Team	Yamaha YZF R1		<b>1'42.449</b>	0.552	0.023	28	161,360	<b>309,6</b>
8	7 C. DAVIES	GBR	ARUBA.IT Racing - Ducati	Ducati Panigale V4 R		<b>1'42.487</b>	0.590	0.038	29	161,300	<b>319,6</b>
9	11 S. CORTESE	GER	GRT Yamaha WorldSBK	Yamaha YZF R1	IND	<b>1'42.495</b>	0.598	0.008	26	161,288	<b>306,1</b>
10	91 L. HASLAM	GBR	Kawasaki Racing Team WorldSBK	Kawasaki ZX-10RR		<b>1'42.599</b>	0.702	0.104	24	161,124	<b>305,2</b>
11	76 L. BAZ	FRA	Ten Kate Racing - Yamaha	Yamaha YZF R1	IND	<b>1'42.649</b>	0.752	0.050	33	161,046	<b>308,7</b>
12	81 J. TORRES	ESP	Team Pedercini Racing	Kawasaki ZX-10RR	IND	<b>1'42.760</b>	0.863	0.111	26	160,872	<b>301,8</b>
13	28 M. REITERBERGER	GER	BMW Motorrad WorldSBK Team	BMW S1000 RR		<b>1'43.077</b>	1.180	0.317	29	160,377	<b>305,2</b>
14	33 M. MELANDRI	ITA	GRT Yamaha WorldSBK	Yamaha YZF R1	IND	<b>1'43.216</b>	1.319	0.139	29	160,161	<b>307,0</b>
15	36 L. MERCADO	ARG	Orelac Racing VerdNatura	Kawasaki ZX-10RR	IND	<b>1'43.411</b>	1.514	0.195	29	159,859	<b>304,4</b>
16	50 E. LAVERTY	IRL	Team GoEleven	Ducati Panigale V4 R	IND	<b>1'43.539</b>	1.642	0.128	27	159,662	<b>307,0</b>
17	23 R. KIYONARI	JPN	Moriwaki Althea Honda Team	Honda CBR1000RR		<b>1'44.552</b>	2.655	1.013	27	158,115	<b>291,3</b>
18	13 T. TAKAHASHI	JPN	Moriwaki Althea Honda Team	Honda CBR1000RR		<b>1'44.645</b>	2.748	0.093	35	157,974	<b>302,7</b>
19	20 S. BARRIER	FRA	BRIXX Ducati	Ducati Panigale V4 R		<b>1'44.953</b>	3.056	0.308	19	157,511	<b>306,1</b>

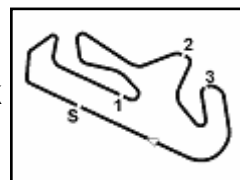
AIR	Humidity:	56%	Temp:	27°C
TRACK	Condition:	Dry	Temp:	38°C

24/08/2019 Start 09:00 End 10:53 The results are provisional until the end of the time limit for protests and appeals and the completion of the technical checks.

These data/results cannot be reproduced, stored and/or transmitted in whole or in part by any manner of electronic, mechanical, photocopying, recording, broadcasting or otherwise now known or herein after developed without the previous express consent by the copyright owner, except for reproduction in daily press and regular printed publications on sale to the public within 60 days of the event related to those data/results and always provided that copyright symbol appears together as follows below.

© DORNA WSBK ORGANIZATION Srl 2019





## DWO Official Test Portimao, 24-25 August 2019

### Results Saturday 1st Session

#### Session Highlights

Local Time	No. Rider	Description
09.00.00		Start
09.47.54	66 T. SYKES	Crashed - Turn 7
10.41.12	33 M. MELANDRI	On Asphalt - Re-Joined - Turn 6
10.51.19		RED FLAG
10.52.36		SESSION ENDED
10.53.42		End Of Session

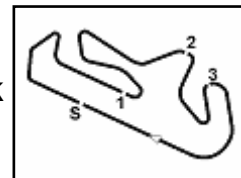
#### Fastest Laps Sequence

No.	Rider	Nat	Team	Bike	Local Time	Time	Gap	Avg
54	T. RAZGATLIOGLU	TUR	Turkish Puccetti Racing	Kawasaki ZX-10RR	09:03'34.297	<b>1'44.049</b>		158,879
60	M. VAN DER MARK	NED	Pata Yamaha WorldSBK Team	Yamaha YZF R1	09:05'19.023	<b>1'44.020</b>	-0.029	158,923
1	J. REA	GBR	Kawasaki Racing Team WorldSBK	Kawasaki ZX-10RR	09:07'17.262	<b>1'43.851</b>	-0.169	159,182
54	T. RAZGATLIOGLU	TUR	Turkish Puccetti Racing	Kawasaki ZX-10RR	09:10'41.334	<b>1'42.798</b>	-1.053	160,812
54	T. RAZGATLIOGLU	TUR	Turkish Puccetti Racing	Kawasaki ZX-10RR	09:14'09.750	<b>1'42.579</b>	-0.219	161,156
54	T. RAZGATLIOGLU	TUR	Turkish Puccetti Racing	Kawasaki ZX-10RR	09:15'52.315	<b>1'42.565</b>	-0.014	161,178
1	J. REA	GBR	Kawasaki Racing Team WorldSBK	Kawasaki ZX-10RR	09:32'46.675	<b>1'42.488</b>	-0.077	161,299
66	T. SYKES	GBR	BMW Motorrad WorldSBK Team	BMW S1000 RR	09:39'23.280	<b>1'42.230</b>	-0.258	161,706
66	T. SYKES	GBR	BMW Motorrad WorldSBK Team	BMW S1000 RR	09:44'35.499	<b>1'42.174</b>	-0.056	161,795
54	T. RAZGATLIOGLU	TUR	Turkish Puccetti Racing	Kawasaki ZX-10RR	10:03'25.551	<b>1'42.132</b>	-0.042	161,861
54	T. RAZGATLIOGLU	TUR	Turkish Puccetti Racing	Kawasaki ZX-10RR	10:05'07.579	<b>1'42.028</b>	-0.104	162,026
54	T. RAZGATLIOGLU	TUR	Turkish Puccetti Racing	Kawasaki ZX-10RR	10:06'49.476	<b>1'41.897</b>	-0.131	162,234

Start 09:00 End 10:53 The results are provisional until the end of the time limit for protests and appeals and the completion of the technical checks.

These data/results cannot be reproduced, stored and/or transmitted in whole or in part by any manner of electronic, mechanical, photocopying, recording, broadcasting or otherwise now known or herein after developed without the previous express consent by the copyright owner, except for reproduction in daily press and regular printed publications on sale to the public within 60 days of the event related to those data/results and always provided that copyright symbol appears together as follows below.

© DORNA WSBK ORGANIZATION Srl 2019



Portimao 4.592 m

## DWO Official Test Portimao, 24-25 August 2019 Best Sectors & Speed Saturday 1st Session

BEST LAP		
1	54 T. RAZGATLIOGLU	Kawasaki ZX-10RR 1'41.897
2	1 J. REA	Kawasaki ZX-10RR 1'42.056
3	19 A. BAUTISTA	Ducati Panigale V4 R 1'42.087
4	66 T. SYKES	BMW S1000 RR 1'42.174
5	60 M. VAN DER MARK	Yamaha YZF R1 1'42.421
6	21 M. RINALDI	Ducati Panigale V4 R 1'42.426
7	22 A. LOWES	Yamaha YZF R1 1'42.449
8	7 C. DAVIES	Ducati Panigale V4 R 1'42.487
9	11 S. CORTESE	Yamaha YZF R1 1'42.495
10	91 L. HASLAM	Kawasaki ZX-10RR 1'42.599
11	76 L. BAZ	Yamaha YZF R1 1'42.649
12	81 J. TORRES	Kawasaki ZX-10RR 1'42.760
13	28 M. REITERBERGER	BMW S1000 RR 1'43.077
14	33 M. MELANDRI	Yamaha YZF R1 1'43.216
15	36 L. MERCADO	Kawasaki ZX-10RR 1'43.411
16	50 E. LAVERTY	Ducati Panigale V4 R 1'43.539
17	23 R. KIYONARI	Honda CBR1000RR 1'44.552
18	13 T. TAKAHASHI	Honda CBR1000RR 1'44.645
19	20 S. BARRIER	Ducati Panigale V4 R 1'44.953

SPEED		
1	7 C. DAVIES	Ducati Panigale V4 R 319,6
2	1 J. REA	Kawasaki ZX-10RR 313,2
3	19 A. BAUTISTA	Ducati Panigale V4 R 311,4
4	54 T. RAZGATLIOGLU	Kawasaki ZX-10RR 310,5
5	22 A. LOWES	Yamaha YZF R1 309,6
6	21 M. RINALDI	Ducati Panigale V4 R 309,6
7	66 T. SYKES	BMW S1000 RR 308,7
8	76 L. BAZ	Yamaha YZF R1 308,7
9	60 M. VAN DER MARK	Yamaha YZF R1 307,8
10	33 M. MELANDRI	Yamaha YZF R1 307,0
11	50 E. LAVERTY	Ducati Panigale V4 R 307,0
12	20 S. BARRIER	Ducati Panigale V4 R 306,1
13	11 S. CORTESE	Yamaha YZF R1 306,1
14	91 L. HASLAM	Kawasaki ZX-10RR 305,2
15	28 M. REITERBERGER	BMW S1000 RR 305,2
16	36 L. MERCADO	Kawasaki ZX-10RR 304,4
17	13 T. TAKAHASHI	Honda CBR1000RR 302,7
18	81 J. TORRES	Kawasaki ZX-10RR 301,8
19	23 R. KIYONARI	Honda CBR1000RR 291,3

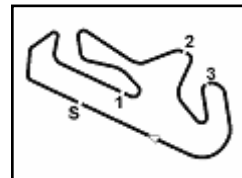
SEG. 1		SEG. 2		SEG. 3		SEG. 4	
1	19 A. BAUTISTA 31.921	1	54 T. RAZGATLIOGLU 30.435	1	66 T. SYKES 20.170	1	11 S. CORTESE 18.947
2	7 C. DAVIES 31.980	2	1 J. REA 30.460	2	11 S. CORTESE 20.196	2	66 T. SYKES 19.025
3	54 T. RAZGATLIOGLU 32.096	3	76 L. BAZ 30.487	3	1 J. REA 20.207	3	19 A. BAUTISTA 19.027
4	1 J. REA 32.101	4	66 T. SYKES 30.518	4	54 T. RAZGATLIOGLU 20.216	4	60 M. VAN DER MARK 19.035
5	22 A. LOWES 32.206	5	21 M. RINALDI 30.546	5	19 A. BAUTISTA 20.256	5	54 T. RAZGATLIOGLU 19.055
6	60 M. VAN DER MARK 32.214	6	81 J. TORRES 30.592	6	81 J. TORRES 20.310	6	28 M. REITERBERGER 19.101
7	91 L. HASLAM 32.242	7	22 A. LOWES 30.593	7	36 L. MERCADO 20.326	7	1 J. REA 19.106
8	21 M. RINALDI 32.329	8	7 C. DAVIES 30.595	8	22 A. LOWES 20.328	8	76 L. BAZ 19.154
9	66 T. SYKES 32.354	9	91 L. HASLAM 30.619	9	21 M. RINALDI 20.358	9	22 A. LOWES 19.185
10	81 J. TORRES 32.423	10	60 M. VAN DER MARK 30.667	10	91 L. HASLAM 20.367	10	21 M. RINALDI 19.193
11	50 E. LAVERTY 32.432	11	19 A. BAUTISTA 30.679	11	28 M. REITERBERGER 20.384	11	91 L. HASLAM 19.195
12	11 S. CORTESE 32.434	12	33 M. MELANDRI 30.679	12	60 M. VAN DER MARK 20.418	12	81 J. TORRES 19.226
13	28 M. REITERBERGER 32.436	13	28 M. REITERBERGER 30.761	13	33 M. MELANDRI 20.419	13	33 M. MELANDRI 19.261
14	76 L. BAZ 32.440	14	11 S. CORTESE 30.795	14	76 L. BAZ 20.429	14	23 R. KIYONARI 19.269
15	33 M. MELANDRI 32.526	15	50 E. LAVERTY 30.875	15	7 C. DAVIES 20.452	15	7 C. DAVIES 19.307
16	36 L. MERCADO 32.636	16	36 L. MERCADO 30.907	16	50 E. LAVERTY 20.552	16	13 T. TAKAHASHI 19.353
17	20 S. BARRIER 32.769	17	20 S. BARRIER 31.256	17	23 R. KIYONARI 20.731	17	20 S. BARRIER 19.364
18	23 R. KIYONARI 32.988	18	13 T. TAKAHASHI 31.318	18	13 T. TAKAHASHI 20.885	18	50 E. LAVERTY 19.402
19	13 T. TAKAHASHI 33.053	19	23 R. KIYONARI 31.343	19	20 S. BARRIER 20.902	19	36 L. MERCADO 19.472

24/08/2019

These data/results cannot be reproduced, stored and/or transmitted in whole or in part by any manner of electronic, mechanical, photocopying, recording, broadcasting or otherwise now known or herein after developed without the previous express consent by the copyright owner, except for reproduction in daily press and regular printed publications on sale to the public within 60 days of the event related to those data/results and always provided that copyright symbol appears together as follows below.

© DORNA WSBK ORGANIZATION Srl 2019





Portimao 4.592 m

**DWO Official Test Portimao, 24-25 August 2019**
**Ideal Times Saturday 1st Session**

No.	Rider	Nat	Bike	Seg. 1	Seg. 2	Seg. 3	Seg. 4	Ideal Time		
				Diff. 1	Diff. 2	Diff. 3	Diff. 4	Best Lap	Pos.	Diff.
1	54 T. RAZGATLIOGLU	TUR	Kawasaki ZX-10RR	32.096	<b>30.435</b> +0.011	20.216 +0.084	19.055	<b>1'41.802</b> 1'41.897	1	0.095
2	1 J. REA	GBR	Kawasaki ZX-10RR	32.101 +0.139	30.460	20.207	19.106 +0.043	<b>1'41.874</b> 1'42.056	2	0.182
3	19 A. BAUTISTA	ESP	Ducati Panigale V4 R	<b>31.921</b>	30.679 +0.077	20.256 +0.065	19.027 +0.062	<b>1'41.883</b> 1'42.087	3	0.204
4	66 T. SYKES	GBR	BMW S1000 RR	32.354 +0.016	30.518	<b>20.170</b> +0.091	19.025	<b>1'42.067</b> 1'42.174	4	0.107
5	22 A. LOWES	GBR	Yamaha YZF R1	32.206 +0.043	30.593 +0.048	20.328	19.185 +0.046	<b>1'42.312</b> 1'42.449	7	0.137
6	7 C. DAVIES	GBR	Ducati Panigale V4 R	31.980 +0.020	30.595	20.452 +0.099	19.307 +0.034	<b>1'42.334</b> 1'42.487	8	0.153
7	60 M. VAN DER MARK	NED	Yamaha YZF R1	32.214 +0.060	30.667	20.418 +0.027	19.035	<b>1'42.334</b> 1'42.421	5	0.087
8	11 S. CORTESE	GER	Yamaha YZF R1	32.434	30.795 +0.036	20.196 +0.007	<b>18.947</b> +0.080	<b>1'42.372</b> 1'42.495	9	0.123
9	91 L. HASLAM	GBR	Kawasaki ZX-10RR	32.242 +0.003	30.619 +0.018	20.367 +0.045	19.195 +0.110	<b>1'42.423</b> 1'42.599	10	0.176
10	21 M. RINALDI	ITA	Ducati Panigale V4 R	32.329	30.546	20.358	19.193	<b>1'42.426</b> 1'42.426	6	
11	76 L. BAZ	FRA	Yamaha YZF R1	32.440	30.487	20.429 +0.046	19.154 +0.093	<b>1'42.510</b> 1'42.649	11	0.139
12	81 J. TORRES	ESP	Kawasaki ZX-10RR	32.423	30.592 +0.130	20.310 +0.079	19.226	<b>1'42.551</b> 1'42.760	12	0.209
13	28 M. REITERBERGER	GER	BMW S1000 RR	32.436 +0.238	30.761 +0.121	20.384 +0.031	19.101 +0.005	<b>1'42.682</b> 1'43.077	13	0.395
14	33 M. MELANDRI	ITA	Yamaha YZF R1	32.526 +0.037	30.679	20.419 +0.284	19.261 +0.010	<b>1'42.885</b> 1'43.216	14	0.331
15	50 E. LAVERTY	IRL	Ducati Panigale V4 R	32.432	30.875 +0.225	20.552 +0.053	19.402	<b>1'43.261</b> 1'43.539	16	0.278
16	36 L. MERCADO	ARG	Kawasaki ZX-10RR	32.636	30.907	20.326	19.472 +0.070	<b>1'43.341</b> 1'43.411	15	0.070
17	20 S. BARRIER	FRA	Ducati Panigale V4 R	32.769 +0.185	31.256	20.902 +0.227	19.364 +0.250	<b>1'44.291</b> 1'44.953	19	0.662
18	23 R. KIYONARI	JPN	Honda CBR1000RR	32.988 +0.049	31.343	20.731	19.269 +0.172	<b>1'44.331</b> 1'44.552	17	0.221
19	13 T. TAKAHASHI	JPN	Honda CBR1000RR	33.053 +0.035	31.318	20.885 +0.001	19.353	<b>1'44.609</b> 1'44.645	18	0.036
<b>Overall Ideal Time</b>				31.921	30.435	20.170	18.947	<b>1'41.473</b>		

24/08/2019

These data/results cannot be reproduced, stored and/or transmitted in whole or in part by any manner of electronic, mechanical, photocopying, recording, broadcasting or otherwise now known or herein after developed without the previous express consent by the copyright owner, except for reproduction in daily press and regular printed publications on sale to the public within 60 days of the event related to those data/results and always provided that copyright symbol appears together as follows below.

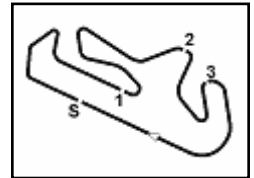
© DORNA WSBK ORGANIZATION Srl 2019

**PIRELLI PERUGIA TIMING**


Official Tyre Supplier



Official Timekeeper



### DWO Official Test Portimao, 24-25 August 2019 Chronological Analysis Saturday 1st Session

Portimao 4.592 m

1 / 5

1° 54 T. RAZGATLIOGLU (1'41.897)								3° 19 A. BAUTISTA (1'42.087)							
Lap	Seg.1	Seg.2	Seg.3	Seg.4	Lap Time	km/h	Local Time	Lap	Seg.1	Seg.2	Seg.3	Seg.4	Lap Time	km/h	Local Time
1		32.065	21.168	19.625		9:01'50.248		1		35.373	22.634	20.251		9:07'34.133	
2	33.258	31.073	20.512	19.206	1'44.049	300,2	9:03'34.297	2	34.548	32.399	21.249	19.448	1'47.644	303,5	9:09'21.777
3	32.691	30.947	22.016	19.188	1'44.842	307,0	9:05'19.139	3	33.016	31.653	20.772	19.296	1'44.737	290,5	9:11'06.514
4	34.305	31.013	20.563	19.333	1'45.214	308,7	9:07'04.353	4	32.625	31.480	20.746	19.218	1'44.069	293,7	9:12'50.583
5	39.551	33.426	22.105	19.101	1'54.183	306,1	9:08'58.536	5	32.409	31.026	20.520	19.187	1'43.142	303,5	9:14'33.725
6	32.377	30.698	20.378	19.345	1'42.798	<b>310,5</b>	9:10'41.334	6	32.355	31.039	20.477	19.219	1'43.090	305,2	9:16'16.815
7	34.396	31.354	20.632	19.455	1'45.837	307,0	9:12'27.171	7	34.341	32.500	21.541	25.599	1'53.981P	284,4	9:18'10.796
8	32.299	30.710	20.330	19.240	1'42.579	303,5	9:14'09.750	8	8'11.721	31.708	20.688	19.293	9'23.410P		9:27'34.206
9	32.425	30.648	<b>20.216</b>	19.276	1'42.565	302,7	9:15'52.315	9	32.434	31.034	20.480	19.165	1'43.113	303,5	9:29'17.319
10	34.068	32.137	21.361	23.001	1'50.567P	307,0	9:17'42.882	10	32.392	30.942	20.489	19.263	1'43.086	303,5	9:31'00.405
11	11'41.262	31.671	21.168	19.448	12'53.549P		9:30'36.431	11	32.319	30.784	20.609	19.391	1'43.103	306,1	9:32'43.508
12	32.455	30.863	20.428	19.264	1'43.010	305,2	9:32'19.441	12	32.385	31.161	20.561	19.262	1'43.369	309,6	9:34'26.877
13	32.434	30.794	20.338	19.318	1'42.884	305,2	9:34'02.325	13	34.954	33.713	21.245	22.836	1'52.748P	291,3	9:36'19.625
14	32.451	30.805	20.384	19.374	1'43.014	306,1	9:35'45.339	14	15'45.462	32.027	20.783	19.267	16'57.539P		9:53'17.164
15	33.292	31.290	20.764	19.484	1'44.830	304,4	9:37'30.169	15	32.588	31.044	20.475	19.260	1'43.367	296,1	9:55'00.531
16	32.548	30.953	20.498	19.326	1'43.325	305,2	9:39'13.494	16	32.211	31.189	20.502	19.210	1'43.112	304,4	9:56'43.643
17	36.829	32.928	21.882	22.491	1'54.130P	301,0	9:41'07.624	17	32.315	31.219	20.421	19.473	1'43.428	304,4	9:58'27.071
18	19'24.545	31.276	20.675	19.299	20'35.795P		10:01'43.419	18	32.497	34.800	22.343	23.150	1'52.790P	299,3	10:00'19.861
19	32.171	30.627	20.264	19.070	1'42.132	301,0	10:03'25.551	19	11'29.112	31.356	20.520	19.062	12'40.050P		10:12'59.911
20	32.181	<b>30.435</b>	20.234	19.178	1'42.028	303,5	10:05'07.579	20	32.122	30.773	20.388	<b>19.027</b>	1'42.310	303,5	10:14'42.221
21	<b>32.096</b>	30.446	20.300	<b>19.055</b>	<b>1'41.897</b>	302,7	10:06'49.476	21	32.160	30.758	<b>20.256</b>	19.088	1'42.262	309,6	10:16'24.483
22	35.275	32.640	21.175	21.523	1'50.613P	308,7	10:08'40.089	22	<b>31.921</b>	30.756	20.321	19.089	<b>1'42.087</b>	304,4	10:18'06.570
23	12'58.792	35.505	22.401	20.014	14'16.712P		10:22'56.801	23	32.001	30.765	20.305	19.134	1'42.205	301,8	10:19'48.775
24	35.399	33.877	22.322	19.903	1'51.501	283,7	10:24'48.302	24	32.006	<b>30.679</b>	20.335	19.176	1'42.196	<b>311,4</b>	10:21'30.971
25	32.729	31.802	21.060	24.559	1'50.150P	303,5	10:26'38.452	25	34.058	32.432	21.289	22.607	1'50.386P	297,7	10:23'21.357
26	9'18.509	31.155	20.504	19.220	10'29.388P		10:37'07.840	26	12'19.647	31.548	20.664	19.250	13'31.109P		10:36'52.466
27	32.354	30.691	20.315	19.257	1'42.617	304,4	10:38'50.457	27	32.317	30.796	20.439	19.183	1'42.735	306,1	10:38'35.201
28	32.240	30.517	20.238	19.162	1'42.157	308,7	10:40'32.614	28	32.249	30.909	20.333	19.362	1'42.853	<b>311,4</b>	10:40'18.054
29	33.501	32.106	21.072	22.063	1'48.742P	<b>310,5</b>	10:42'21.356	29	32.120	30.790	20.381	19.251	1'42.542	306,1	10:42'00.596
30	3'43.630	31.003	20.458	19.106	4'54.197P		10:47'15.553	30	32.289	30.860	20.347	19.320	1'42.816	291,3	10:43'43.412
31	32.287	30.723	22.106	22.786	1'47.902P	307,8	10:49'03.455	31	32.330	30.900	20.532	19.367	1'43.129	307,8	10:45'26.541

2° 1 J. REA (1'42.056)							
Lap	Seg.1	Seg.2	Seg.3	Seg.4	Lap Time	km/h	Local Time
1		32.143	22.035	19.235		9:01'58.214	
2	35.802	31.704	21.204	20.107	1'48.817	296,9	9:03'47.031
3	33.892	31.702	21.247	19.539	1'46.380	293,7	9:05'33.411
4	32.846	31.049	20.603	19.353	1'43.851	300,2	9:07'17.262
5	38.104	32.710	21.218	22.413	1'54.445P	304,4	9:09'11.707
6	13'48.203	31.328	20.700	19.370	14'59.601P		9:24'11.308
7	32.778	30.958	20.475	19.513	1'43.724	<b>313,2</b>	9:25'55.032
8	32.493	30.843	20.617	19.399	1'43.352	302,7	9:27'38.384
9	32.380	30.711	20.439	19.375	1'42.905	307,8	9:29'21.289
10	32.475	30.661	20.474	19.288	1'42.898	306,1	9:31'04.187
11	32.383	30.550	20.357	19.198	1'42.488	312,3	9:32'46.675
12	34.341	32.359	21.145	23.115	1'50.960P	294,5	9:34'37.635
13	20'35.582	31.918	20.998	19.361	21'47.859P		9:56'25.494
14	32.500	30.670	20.648	19.416	1'43.234	309,6	9:58'08.728
15	35.675	32.297	21.050	19.551	1'48.573	302,7	9:59'57.301
16	32.658	30.958	21.393	22.663	1'47.672P	307,8	10:01'44.973
17	25'32.129	31.594	20.854	19.514	26'44.091P		10:28'29.064
18	32.669	30.873	20.448	19.445	1'43.435	307,8	10:30'12.499
19	32.549	30.888	20.406	19.398	1'43.241	306,1	10:31'55.740
20	32.497	30.840	20.517	19.410	1'43.264	310,5	10:33'39.004
21	32.416	31.020	20.541	19.485	1'43.462	310,5	10:35'22.466
22	34.159	31.879	20.898	26.934	1'53.870P	293,7	10:37'16.336
23	8'14.694	31.084	20.671	19.419	9'25.868P		10:46'42.204
24	<b>32.101</b>	30.778	20.250	<b>19.106</b>	1'42.235	310,5	10:48'24.439
25	32.240	<b>30.460</b>	<b>20.207</b>	19.149	<b>1'42.056</b>	307,8	10:50'06.495
26	36.385	34.396	22.953	24.643	1'58.377P	300,2	10:52'04.872

4° 66 T. SYKES (1'42.174)							
Lap	Seg.1	Seg.2	Seg.3	Seg.4	Lap Time	km/h	Local Time
1		32.746	22.080	19.955		9:08'16.082	
2	32.862	33.516	27.520	20.421	1'54.319	290,5	9:10'10.401
3	34.353	34.916	22.643	24.027	1'55.939P	296,1	9:12'06.340
4	22'39.200	31.758	21.091	19.645	23'51.694P		9:35'58.034
5	32.608	30.761	20.479	19.168	1'43.016	305,2	9:37'41.050
6	<b>32.354</b>	30.673	<b>20.170</b>	19.033	1'42.230	300,2	9:39'23.280
7	32.968	31.487	21.175	19.470	1'45.100	303,5	9:41'08.380
8	33.630	31.462	20.470	19.383	1'44.945	<b>308,7</b>	9:42'53.325
9	32.370	<b>30.518</b>	20.261	<b>19.025</b>	<b>1'42.174</b>	303,5	9:44'35.499
10	33.078	31.617	20.766	19.325	1'44.786	301,8	9:46'20.285

5° 60 M. VAN DER MARK (1'42.421)							
Lap	Seg.1	Seg.2	Seg.3	Seg.4	Lap Time	km/h	Local Time
1		31.931	21.000	19.381		9:01'50.300	
2	33.541	31.070	20.751	19.341	1'44.703	299,3	9:03'35.003
3	32.875	31.068	20.698	19.379	1'44.020	301,8	9:05'19.023
4	32.967	30.970	26.615	25.247	1'55.799P	282,9	9:07'14.822
5	24'33.935	33.837	20.914	19.373	25'48.059P		9:33'02.881
6	32.805	31.121	20.463	19.386	1'43.775	301,8	9:34'46.656
7	32.908	31.157	20.641	23.483	1'48.189P	304,4	9:36'34.845
8	13'41.711	31.725	20.885	19.375	14'53.696P		9:51'28.541
9	32.757	31.235	20.630	19.376	1'43.998	304,4	9:53'12.539
10	32.560	31.233	20.631	19.226	1'43.650	<b>307,8</b>	9:54'56.189

24/08/2019

P = Pits In/Out - C = Lap Time Cancelled

These data/results cannot be reproduced, stored and/or transmitted in whole or in part by any manner of electronic, mechanical, photocopying, recording, broadcasting or otherwise now known or herein after developed without the previous express consent by the copyright owner, except for reproduction in daily press and regular printed publications on sale to the public within 60 days of the event related to those data/results and always provided that copyright symbol appears together as follows below.

© DORNA WSBK ORGANIZATION Srl 2019

FICR PERUGIA TIMING

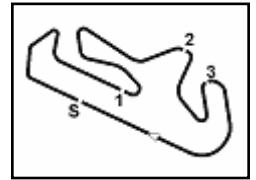


Official Tyre Supplier



Official Timekeeper





Portimao 4.592 m

2 / 5

## DWO Official Test Portimao, 24-25 August 2019

### Chronological Analysis Saturday 1st Session

11	32.371	31.244	20.548	19.266	1'43.429	305,2	9:56'39.618	17	35.068	36.483	22.047	26.579	2'00.177P	307,0	9:55'23.595
12	37.080	31.146	20.564	19.360	1'48.150	306,1	9:58'27.768	18	14'34.755	32.894	21.508	19.786	1'548.943P		10:11'12.538
13	32.427	31.135	20.630	23.297	1'47.489P	<b>307,8</b>	10:00'15.257	19	32.280	30.597	20.421	<b>19.185</b>	1'42.483	306,1	10:12'55.021
14	13'17.626	31.286	20.614	19.193	1'428.719P		10:14'43.976	20	32.450	30.631	20.387	19.248	1'42.716	307,8	10:14'37.737
15	32.491	31.231	20.573	19.163	1'43.458	305,2	10:16'27.434	21	32.370	30.850	20.506	19.262	1'42.988	306,1	10:16'20.725
16	32.368	31.369	20.574	19.142	1'43.453	307,0	10:18'10.887	22	<b>32.206</b>	30.687	20.478	19.232	1'42.603	304,4	10:18'03.328
17	32.280	31.152	20.619	19.381	1'43.432	305,2	10:19'54.319	23	32.249	30.641	<b>20.328</b>	19.231	<b>1'42.449</b>	308,7	10:19'45.777
18	36.331	32.182	21.179	24.293	1'53.985P	307,0	10:21'48.304	24	39.621	33.872	22.045	25.170	2'00.708P	278,6	10:21'46.485
19	18'55.604	31.252	20.622	19.223	2'0'06.701P		10:41'55.005	25	23'15.390	32.492	20.731	19.492	2'28.105P		10:46'14.590
20	32.274	<b>30.667</b>	20.445	<b>19.035</b>	<b>1'42.421</b>	304,4	10:43'37.426	26	32.606	30.635	20.354	19.284	1'42.879	302,7	10:47'57.469
21	32.262	30.827	<b>20.418</b>	19.165	1'42.672	307,0	10:45'20.098	27	32.302	30.624	20.804	19.277	1'43.007	304,4	10:49'40.476
22	32.308	30.733	20.449	19.140	1'42.630	<b>307,8</b>	10:47'02.728	28	32.385	<b>30.593</b>	20.592	19.286	1'42.856	302,7	10:51'23.332
23	32.302	30.878	20.507	<b>19.035</b>	1'42.722	306,1	10:48'45.450	29	40.553	34.986	22.245	23.053	2'00.837P	199,6	10:53'24.169
24	<b>32.214</b>	30.802	20.471	19.106	1'42.593	<b>307,8</b>	10:50'28.043								
25	38.669	34.064	22.046	25.014	1'59.793P	305,2	10:52'27.836								

<b>8°</b>		<b>7 C. DAVIES (1'42.487)</b>							
Lap	Seg.1	Seg.2	Seg.3	Seg.4	Lap Time	km/h	Local Time		

1			33.620	22.030	19.961		9:06'30.523		
2	33.559	32.042	21.143	19.609	1'46.353	277,1	9:08'16.876		
3	32.993	31.687	20.913	19.824	1'45.417	296,1	9:10'02.293		
4	32.481	31.272	20.664	19.688	1'44.105	310,5	9:11'46.398		
5	33.891	39.312	22.319	19.772	1'55.294	315,0	9:13'41.692		
6	32.479	30.999	20.550	19.630	1'43.658	311,4	9:15'25.350		
7	32.717	33.551	22.154	26.286	1'54.708P	317,8	9:17'20.058		
8	17'47.432	33.263	21.629	19.920	1'9'02.244P		9:36'22.302		
9	32.366	31.100	20.619	19.617	1'43.702	313,2	9:38'06.004		
10	35.198	32.697	21.243	19.845	1'48.983	317,8	9:39'54.987		
11	33.135	31.339	20.913	19.802	1'45.189	315,9	9:41'40.176		
12	32.383	31.150	20.676	19.562	1'43.771	315,9	9:43'23.947		
13	34.607	36.275	21.353	19.661	1'51.896	317,8	9:45'15.843		
14	32.394	31.069	20.599	19.758	1'43.820	315,9	9:46'59.663		
15	32.211	33.689	23.626	24.382	1'53.908P	317,8	9:48'53.571		
16	23'06.447	32.456	21.402	19.786	2'20.091P		10:13'13.662		
17	32.877	31.611	26.133	20.016	1'50.637	314,1	10:15'04.299		
18	32.302	31.003	20.887	19.690	1'43.882	315,0	10:16'48.181		
19	32.273	31.417	20.597	19.538	1'43.825	317,8	10:18'32.006		
20	32.223	31.073	21.189	24.629	1'49.114	316,8	10:20'21.120		
21	32.225	31.183	<b>20.452</b>	19.577	1'43.437	310,5	10:22'04.557		
22	35.851	35.057	22.945	24.727	1'58.580P	309,6	10:24'03.137		
23	12'18.482	32.433	21.298	19.859	13'32.072P		10:37'35.209		
24	<b>31.980</b>	30.934	20.508	19.384	1'42.806	316,8	10:39'18.015		
25	35.895	32.858	21.736	19.686	1'50.175	<b>319,6</b>	10:41'08.190		
26	32.036	30.904	20.581	19.402	1'42.923	317,8	10:42'51.113		
27	37.336	35.794	22.205	19.954	1'55.289	<b>319,6</b>	10:44'46.402		
28	32.000	<b>30.595</b>	20.551	19.341	<b>1'42.487</b>	315,9	10:46'28.889		
29	32.175	30.814	20.516	<b>19.307</b>	1'42.812	315,0	10:48'11.701		
30	31.999	33.617	22.807	24.218	1'52.641P	314,1	10:50'04.342		

<b>7°</b>		<b>22 A. LOWES (1'42.449)</b>					
Lap	Seg.1	Seg.2	Seg.3	Seg.4	Lap Time	km/h	Local Time

1		33.348	21.446	19.824		9:04'07.976	
2	33.503	31.955	24.502	25.126	1'55.086P	289,0	9:06'03.062
3	7'11.834	31.541	20.756	19.512	8'23.643P		9:14'26.705
4	32.655	31.056	20.378	19.278	1'43.367	296,9	9:16'10.072
5	32.404	30.832	20.445	19.280	1'42.961	307,0	9:17'53.033
6	34.425	35.700	22.219	25.752	1'58.096P	306,1	9:19'51.129
7	9'11.832	32.190	21.128	19.725	10'24.875P		9:30'16.004
8	32.852	31.201	20.693	19.571	1'44.317	300,2	9:32'00.321
9	32.585	31.121	20.552	19.347	1'43.605	<b>309,6</b>	9:33'43.926
10	32.500	30.963	20.663	19.280	1'43.406	305,2	9:35'27.332
11	35.314	34.840	22.714	25.673	1'58.541P	300,2	9:37'25.873
12	7'45.526	32.863	21.919	21.039	9'01.347P		9:46'27.220
13	32.831	31.860	20.791	19.588	1'45.070	306,1	9:48'12.290
14	32.781	31.259	20.680	19.424	1'44.144	308,7	9:49'56.434
15	32.620	31.011	20.653	19.449	1'43.733	307,8	9:51'40.167
16	32.487	30.911	20.458	19.395	1'43.251	307,0	9:53'23.418

<b>9°</b>		<b>11 S. CORTESE (1'42.495)</b>					
Lap	Seg.1	Seg.2	Seg.3	Seg.4	Lap Time	km/h	Local Time

1		35.391	22.690	20.583		9:02'59.984	
2	35.459	32.643	21.169	19.878	1'49.149	274,3	9:04'49.133
3	34.051	31.728	20.858	19.491	1'46.128	270,9	9:06'35.261
4	33.036	31.424	20.478	19.412	1'44.350	296,9	9:08'19.611
5	33.236	31.272	20.544	19.293	1'44.345	296,1	9:10'03.956
6	33.006	30.974	20.730	19.325	1'44.035	290,5	9:11'47.991
7	36.605	32.893	21.692	23.741	1'54.931P	287,4	9:13'42.922
8	21'21.873	37.971	22.114	19.507	22'41.465P		9:36'24.387
9	33.053	31.168	20.526	19.227	1'43.974	292,9	9:38'08.361
10	32.713	31.197	20.442	19.248	1'43.600	295,3	9:39'51.961
11	32.744	31.134	20.543	19.186	1'43.607	304,4	9:41'35.568
12	35.102	35.630	24.077	22.494	1'57.303P	293,7	9:43'32.871
13	11'02.457	32.889	26.363	19.711	12'21.420P		9:55'54.291
14	33.373	31.586	20.604	19.410	1'44.973	287,4	9:57'39.264

24/08/2019 P = Pits In/Out - C = Lap Time Cancelled

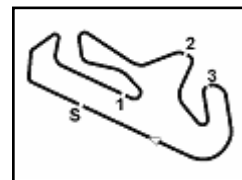
These data/results cannot be reproduced, stored and/or transmitted in whole or in part by any manner of electronic, mechanical, photocopying, recording, broadcasting or otherwise now known or herein after developed without the previous express consent by the copyright owner, except for reproduction in daily press and regular printed publications on sale to the public within 60 days of the event related to those data/results and always provided that copyright symbol appears together as follows below.

© DORNA WSBK ORGANIZATION Srl 2019









## DWO Official Test Portimao, 24-25 August 2019 Chronological Analysis Saturday 1st Session

Portimao 4.592 m

5 / 5

12	34.178	31.968	21.771	21.769	1'49.686	287,4	9:43'31.660	5	33.503	31.392	21.338	19.673	1'45.906	299,3	9:25'57.133
13	34.016	31.657	20.985	19.504	1'46.162	283,7	9:45'17.822	6	33.305	34.650	24.646	24.186	1'56.787P	301,0	9:27'53.920
14	33.438	31.455	20.863	<b>19.269</b>	1'45.025	285,9	9:47'02.847	7	23'05.136	31.863	23.072	<b>19.364</b>	24'19.435P		9:52'13.355
15	34.686	33.533	23.329	27.131	1'58.679P	288,2	9:49'01.526	8	33.219	31.521	20.949	19.601	1'45.290	284,4	9:53'58.645
16	11'03.933	32.565	21.602	19.886	12'17.986P		10:01'19.512	9	32.954	<b>31.256</b>	21.129	19.614	<b>1'44.953</b>	301,8	9:55'43.598
17	33.665	32.559	21.692	19.558	1'47.474	283,7	10:03'06.986	10	33.458	31.615	21.054	19.630	1'45.757	295,3	9:57'29.355
18	33.332	31.503	21.090	19.886	1'45.811	287,4	10:04'52.797	11	33.410	32.826	22.346	24.321	1'52.903P	305,2	9:59'22.258
19	33.449	31.622	20.864	19.489	1'45.424	289,0	10:06'38.221	12	16'19.539	32.238	21.660	19.697	17'33.134P		10:16'55.392
20	34.552	35.734	21.775	28.272	2'00.333P	279,3	10:08'38.554	13	33.160	31.583	21.317	19.823	1'45.883	298,5	10:18'41.275
21	20'19.445	39.540	21.695	19.746	2'140.426P		10:30'18.980	14	<b>32.769</b>	35.665	21.224	19.678	1'49.336	305,2	10:20'30.611
22	33.195	31.775	20.780	19.437	1'45.187	286,7	10:32'04.167	15	33.253	31.650	21.149	19.540	1'45.592	302,7	10:22'16.203
23	<b>32.988</b>	31.605	20.869	19.515	1'44.977	<b>291,3</b>	10:33'49.144	16	33.057	31.670	20.998	19.600	1'45.325	301,0	10:24'01.528
24	33.037	<b>31.343</b>	<b>20.731</b>	19.441	<b>1'44.552</b>	288,2	10:35'33.696	17	33.150	31.498	21.057	19.861	1'45.566	<b>306,1</b>	10:25'47.094
25	34.814	32.902	21.999	28.433	1'58.148P	285,2	10:37'31.844	18	33.278	31.538	21.505	19.766	1'46.087	299,3	10:27'33.181
26	6'47.824	35.136	21.435	19.864	8'04.259P		10:45'36.103	19	33.061	31.352	<b>20.902</b>	19.671	1'44.986	296,1	10:29'18.167
27	33.477	31.982	21.430	19.657	1'46.546	287,4	10:47'22.649	20	32.979	33.523	22.503	24.342	1'53.347P	301,0	10:31'11.514
28	34.362	32.465	23.171	28.447	1'58.445P	285,9	10:49'21.094								

### 18° 13 T. TAKAHASHI (1'44.645)

Lap	Seg.1	Seg.2	Seg.3	Seg.4	Lap Time	km/h	Local Time
1		41.406	24.292	21.413			9:04'16.006
2	36.645	34.389	22.747	20.277	1'54.058	246,8	9:06'10.064
3	34.817	33.893	22.104	22.104	1'52.918	274,3	9:08'02.982
4	33.991	32.507	21.529	19.842	1'47.869	285,9	9:09'50.851
5	33.937	32.399	21.537	19.792	1'47.665	285,2	9:11'38.516
6	34.522	32.552	22.175	19.618	1'48.867	280,7	9:13'27.383
7	36.193	35.294	21.726	29.035	2'02.248P	285,2	9:15'29.631
8	7'29.694	33.238	21.352	19.561	8'43.845P		9:24'13.476
9	34.917	32.081	21.369	19.729	1'48.096	<b>302,7</b>	9:26'01.572
10	33.819	32.237	21.284	19.754	1'47.094	289,0	9:27'48.666
11	33.774	32.069	21.115	20.250	1'47.208	280,7	9:29'35.874
12	33.692	31.883	21.095	19.724	1'46.394	277,1	9:31'22.268
13	33.879	31.902	21.502	24.233	1'51.516P	284,4	9:33'13.784
14	10'36.734	33.463	21.608	19.979	11'51.784P		9:45'05.568
15	33.806	31.948	21.063	19.584	1'46.401	287,4	9:46'51.969
16	33.303	31.947	21.185	19.577	1'46.012	292,9	9:48'37.981
17	33.429	31.614	21.159	19.488	1'45.690	289,0	9:50'23.671
18	33.179	31.494	20.907	19.515	1'45.095	289,0	9:52'08.766
19	35.466	36.616	21.803	23.890	1'57.775P	290,5	9:54'06.541
20	11'03.317	34.634	21.848	20.153	12'19.952P		10:06'26.493
21	34.114	33.136	21.199	19.637	1'48.086	278,6	10:08'14.579
22	33.157	31.778	21.237	19.522	1'45.694	291,3	10:10'00.273
23	33.545	31.669	21.061	19.560	1'45.835	294,5	10:11'46.108
24	33.202	31.662	20.995	19.483	1'45.342	292,9	10:13'31.450
25	34.456	32.900	21.909	25.239	1'54.504P	284,4	10:15'25.954
26	10'12.557	32.170	21.188	19.703	11'25.618P		10:26'51.572
27	33.114	31.583	21.048	19.422	1'45.167	289,7	10:28'36.739
28	33.133	31.618	20.925	19.426	1'45.102	291,3	10:30'21.841
29	33.135	31.346	20.953	19.360	1'44.794	294,5	10:32'06.635
30	33.088	<b>31.318</b>	20.886	<b>19.353</b>	<b>1'44.645</b>	289,0	10:33'51.280
31	34.183	32.105	21.603	24.807	1'52.698P	280,0	10:35'43.978
32	8'02.097	32.738	21.100	19.639	9'15.574P		10:44'59.552
33	33.330	31.440	20.898	19.441	1'45.109	296,9	10:46'44.661
34	35.356	31.414	<b>20.885</b>	19.456	1'47.111	292,1	10:48'31.772
35	<b>33.053</b>	31.558	20.916	19.582	1'45.109	289,7	10:50'16.881
36	55.963	35.327	22.092	25.785	2'19.167P	285,9	10:52'36.048

### 19° 20 S. BARRIER (1'44.953)

Lap	Seg.1	Seg.2	Seg.3	Seg.4	Lap Time	km/h	Local Time
1							9:18'53.426
2	33.573	31.607	21.339	19.741	1'46.260		9:20'39.686
3	33.287	31.472	21.340	19.798	1'45.897	298,5	9:22'25.583
4	33.420	31.437	21.238	19.549	1'45.644	304,4	9:24'11.227

24/08/2019 P = Pits In/Out - C = Lap Time Cancelled

These data/results cannot be reproduced, stored and/or transmitted in whole or in part by any manner of electronic, mechanical, photocopying, recording, broadcasting or otherwise now known or herein after developed without the previous express consent by the copyright owner, except for reproduction in daily press and regular printed publications on sale to the public within 60 days of the event related to those data/results and always provided that copyright symbol appears together as follows below.

© DORNA WSBK ORGANIZATION Srl 2019

