

DWO Official Test Portimao, 24-25 August 2019

Biographical Entry List

Portimao 4.592 m

No.	Rider (Abbreviation)			Nat	Bike Team	Wins 2019	Podiums 2019	Pole 2019	Races 2019	Tyres	Class
	Age	Date of Birth	Place of Birth								
1	3	DE ROSA Raffaele (DeR)		ITA	MV Agusta F3 675 MV AGUSTA Reparto Corse		2		8	Pirelli	
		32 25/03/1987	Napoli				2		8		
2	10	CALERO Nacho (Cal)		ESP	Kawasaki ZX-6R Orelac Racing VerdNatura				7	Pirelli	
		28 05/07/1991	Valencia						7		
3	11	SMITH Kyle (Smi)		GBR	Kawasaki ZX-6R Team Pedercini Racing				6	Pirelli	ESS
		27 16/09/1991	Hudersfield						6		
4	16	CLUZEL Jules (Clu)		FRA	Yamaha YZF R6 GMT94 YAMAHA	2	4	1	8	Pirelli	
		30 12/10/1988	Montlucon			2	4	1	8		
5	21	KRUMMENACHER Randy (Kru)		SUI	Yamaha YZF R6 BARDAHL Evan Bros. WorldSSP Team	4	7	3	8	Pirelli	
		29 24/02/1990	Zurich			4	7	3	8		
6	22	FULIGNI Federico (Ful)		ITA	MV Agusta F3 675 MV AGUSTA Reparto Corse				8	Pirelli	
		24 01/06/1995	Bologna						8		
7	31	VALLE Daniel (Val)		ESP	Yamaha YZF R6 MS Racing					Pirelli	
		19 29/09/1999	Madrid								
8	32	VINALES Isaac (Vin)		ESP	Yamaha YZF R6 Kallio Racing				8	Pirelli	
		25 06/11/1993	Llansá						8		
9	36	GRADINGER Thomas (Gra)		AUT	Yamaha YZF R6 Kallio Racing		1	1	8	Pirelli	
		23 11/08/1996	St. Marienkirchen				1	1	8		
10	38	SOOMER Hannes (Soo)		EST	Honda CBR600RR MPM WILSport Racedays				8	Pirelli	
		21 17/02/1998	Tallinn						8		
11	47	HARTOG Rob (Har)		NED	Kawasaki ZX-6R Team Hartog - Against Cancer				6	Pirelli	
		27 26/03/1992	Abbekerk						6		
12	61	RUIU Gabriele (Rui)		ITA	Yamaha YZF R6 Team Toth				2	Pirelli	
		19 16/05/2000	Rome						2		
13	64	CARICASULO Federico (Car)		ITA	Yamaha YZF R6 BARDAHL Evan Bros. WorldSSP Team	2	8	2	8	Pirelli	
		23 06/04/1996	Ravenna			2	8	2	8		
14	67	MATERN Gaetan (Mat)		FRA	Kawasaki ZX-6R Flembo Leader Team				2	Pirelli	ESS
		22 14/04/1997	Strasbourg						2		
15	74	VAN SIKKELERUS Jaimie (vSk)		NED	Honda CBR600RR MPM WILSport Racedays				8	Pirelli	
		22 25/05/1997	Curacao						8		
16	84	CRESSON Loris (Cre)		BEL	Yamaha YZF R6 Kallio Racing				8	Pirelli	
		21 14/08/1998	Braine L'Alleud						8		
17	86	BADOVINI Ayrton (Bad)		ITA	Kawasaki ZX-6R Team Pedercini Racing				8	Pirelli	
		33 31/05/1986	Biella						8		
18	94	PEROLARI Corentin (Per)		FRA	Yamaha YZF R6 GMT94 YAMAHA				7	Pirelli	
		21 13/04/1998	Bagnols-sur-Cèze						7		
19	95	DANILO Jules (Dan)		FRA	Honda CBR600RR CIA Landlord Insurance Honda				8	Pirelli	
		24 18/05/1995	Milano						8		

24/08/2019

* = Wild Card

** = One Event

These data/results cannot be reproduced, stored and/or transmitted in whole or in part by any manner of electronic, mechanical, photocopying, recording, broadcasting or otherwise now known or herein after developed without the previous express consent by the copyright owner, except for reproduction in daily press and regular printed publications on sale to the public within 60 days of the event related to those data/results and always provided that copyright symbol appears together as follows below.

© DORNA WSBK ORGANIZATION Srl 2019

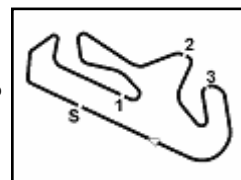
FIKZ PERUGIA TIMING



Official Tyre Supplier



Official Timekeeper



DWO Official Test Portimao, 24-25 August 2019

Results Saturday 1st Session

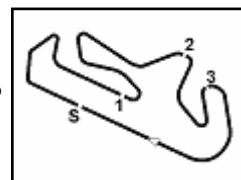
No.	Rider	Nat	Team	Bike	Class	Time	Gap	Rel.	Laps	Speed	
										Avg	Max
1	64 F. CARICASULO	ITA	BARDAHL Evan Bros. WorldSSP Team	Yamaha YZF R6		1'45.635			26	156,494	277,1
2	21 R. KRUMMENACHER	SUI	BARDAHL Evan Bros. WorldSSP Team	Yamaha YZF R6		1'45.717	0.082	0.082	31	156,372	274,3
3	16 J. CLUZEL	FRA	GMT94 YAMAHA	Yamaha YZF R6		1'45.849	0.214	0.132	24	156,177	279,3
4	32 I. VINALES	ESP	Kallio Racing	Yamaha YZF R6		1'46.026	0.391	0.177	26	155,916	281,5
5	3 R. DE ROSA	ITA	MV AGUSTA Reparto Corse	MV Agusta F3 675		1'46.120	0.485	0.094	29	155,778	272,9
6	86 A. BADOVINI	ITA	Team Pedercini Racing	Kawasaki ZX-6R		1'46.343	0.708	0.223	26	155,452	272,3
7	36 T. GRADINGER	AUT	Kallio Racing	Yamaha YZF R6		1'46.569	0.934	0.226	30	155,122	280,7
8	94 C. PEROLARI	FRA	GMT94 YAMAHA	Yamaha YZF R6		1'46.570	0.935	0.001	24	155,121	275,7
9	11 K. SMITH	GBR	Team Pedercini Racing	Kawasaki ZX-6R	ESS	1'46.960	1.325	0.390	26	154,555	272,9
10	61 G. RUIU	ITA	Team Toth	Yamaha YZF R6		1'47.338	1.703	0.378	24	154,011	273,6
11	95 J. DANILO	FRA	CIA Landlord Insurance Honda	Honda CBR600RR		1'47.455	1.820	0.117	29	153,843	275,0
12	84 L. CRESSON	BEL	Kallio Racing	Yamaha YZF R6		1'47.579	1.944	0.124	25	153,666	277,1
13	10 N. CALERO	ESP	Orelac Racing VerdNatura	Kawasaki ZX-6R		1'48.066	2.431	0.487	31	152,973	268,9
14	74 J. VAN SIKKELERUS	NED	MPM WILSport Racedays	Honda CBR600RR		1'48.593	2.958	0.527	21	152,231	270,2
15	22 F. FULIGNI	ITA	MV AGUSTA Reparto Corse	MV Agusta F3 675		1'48.608	2.973	0.015	26	152,210	268,9
16	47 R. HARTOG	NED	Team Hartog - Against Cancer	Kawasaki ZX-6R		1'49.420	3.785	0.812	19	151,080	274,3
17	31 D. VALLE	ESP	MS Racing	Yamaha YZF R6		1'49.521	3.886	0.101	25	150,941	271,6
18	67 G. MATERN	FRA	Flembo Leader Team	Kawasaki ZX-6R	ESS	1'55.393	9.758	5.872	22	143,260	255,0
19	38 H. SOOMER	EST	MPM WILSport Racedays	Honda CBR600RR					0		

AIR	Humidity:	31%	Temp:	30°C
TRACK	Condition:	Dry	Temp:	44°C

24/08/2019 Start 11:00 End 13:02 The results are provisional until the end of the time limit for protests and appeals and the completion of the technical checks.

These data/results cannot be reproduced, stored and/or transmitted in whole or in part by any manner of electronic, mechanical, photocopying, recording, broadcasting or otherwise now known or herein after developed without the previous express consent by the copyright owner, except for reproduction in daily press and regular printed publications on sale to the public within 60 days of the event related to those data/results and always provided that copyright symbol appears together as follows below.

© DORNA WSBK ORGANIZATION Srl 2019



DWO Official Test Portimao, 24-25 August 2019

Results Saturday 1st Session

Session Highlights

Local Time	No. Rider	Description
11.00.00		Start
12.01.22	32 I. VINALES	Crashed - Turn 5
12.26.42		RED FLAG
12.30.00		Session Restart
12.53.20	64 F. CARICASULO	Crashed - Turn 5
13.01.07	3 R. DE ROSA	On Asphalt - Re-Joined - Turn 2
13.02.40		End Of Session

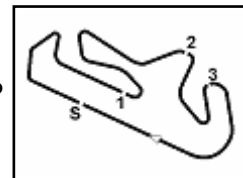
Fastest Laps Sequence

No.	Rider	Nat	Team	Bike	Local Time	Time	Gap	Avg
31	D. VALLE	ESP	MS Racing	Yamaha YZF R6	11:04'25.522	1'55.649		142,943
11	K. SMITH	GBR	Team Pedercini Racing	Kawasaki ZX-6R	11:04'44.813	1'51.605	-4.044	148,122
36	T. GRADINGER	AUT	Kallio Racing	Yamaha YZF R6	11:04'46.022	1'47.150	-4.455	154,281
32	I. VINALES	ESP	Kallio Racing	Yamaha YZF R6	11:07'09.876	1'46.051	-1.099	155,880
64	F. CARICASULO	ITA	BARDAHL Evan Bros. WorldSSP Team	Yamaha YZF R6	11:13'51.279	1'45.635	-0.416	156,494

24/08/2019 Start End The results are provisional until the end of the time limit for protests and appeals and the completion of the technical checks.

These data/results cannot be reproduced, stored and/or transmitted in whole or in part by any manner of electronic, mechanical, photocopying, recording, broadcasting or otherwise now known or herein after developed without the previous express consent by the copyright owner, except for reproduction in daily press and regular printed publications on sale to the public within 60 days of the event related to those data/results and always provided that copyright symbol appears together as follows below.

© DORNA WSBK ORGANIZATION Srl 2019



Portimao 4.592 m

DWO Official Test Portimao, 24-25 August 2019

Best Sectors & Speed Saturday 1st Session

BEST LAP			
1	64 F. CARICASULO	Yamaha YZF R6	1'45.635
2	21 R. KRUMMENACHER	Yamaha YZF R6	1'45.717
3	16 J. CLUZEL	Yamaha YZF R6	1'45.849
4	32 I. VINALES	Yamaha YZF R6	1'46.026
5	3 R. DE ROSA	MV Agusta F3 675	1'46.120
6	86 A. BADOVINI	Kawasaki ZX-6R	1'46.343
7	36 T. GRADINGER	Yamaha YZF R6	1'46.569
8	94 C. PEROLARI	Yamaha YZF R6	1'46.570
9	11 K. SMITH	Kawasaki ZX-6R	1'46.960
10	61 G. RUIJU	Yamaha YZF R6	1'47.338
11	95 J. DANILO	Honda CBR600RR	1'47.455
12	84 L. CRESSON	Yamaha YZF R6	1'47.579
13	10 N. CALERO	Kawasaki ZX-6R	1'48.066
14	74 J. VAN SIKKELERUS	Honda CBR600RR	1'48.593
15	22 F. FULIGNI	MV Agusta F3 675	1'48.608
16	47 R. HARTOG	Kawasaki ZX-6R	1'49.420
17	31 D. VALLE	Yamaha YZF R6	1'49.521
18	67 G. MATERN	Kawasaki ZX-6R	1'55.393
19	38 H. SOOMER	Honda CBR600RR	

SPEED			
1	32 I. VINALES	Yamaha YZF R6	281,5
2	36 T. GRADINGER	Yamaha YZF R6	280,7
3	16 J. CLUZEL	Yamaha YZF R6	279,3
4	64 F. CARICASULO	Yamaha YZF R6	277,1
5	84 L. CRESSON	Yamaha YZF R6	277,1
6	94 C. PEROLARI	Yamaha YZF R6	275,7
7	95 J. DANILO	Honda CBR600RR	275,0
8	21 R. KRUMMENACHER	Yamaha YZF R6	274,3
9	47 R. HARTOG	Kawasaki ZX-6R	274,3
10	61 G. RUIJU	Yamaha YZF R6	273,6
11	3 R. DE ROSA	MV Agusta F3 675	272,9
12	11 K. SMITH	Kawasaki ZX-6R	272,9
13	86 A. BADOVINI	Kawasaki ZX-6R	272,3
14	31 D. VALLE	Yamaha YZF R6	271,6
15	74 J. VAN SIKKELERUS	Honda CBR600RR	270,2
16	22 F. FULIGNI	MV Agusta F3 675	268,9
17	10 N. CALERO	Kawasaki ZX-6R	268,9
18	67 G. MATERN	Kawasaki ZX-6R	255,0

SEG. 1			SEG. 2			SEG. 3			SEG. 4		
1	64 F. CARICASULO	33.582	1	21 R. KRUMMENACHER	31.232	1	64 F. CARICASULO	20.527	1	21 R. KRUMMENACHER	19.759
2	21 R. KRUMMENACHER	33.641	2	16 J. CLUZEL	31.410	2	32 I. VINALES	20.647	2	64 F. CARICASULO	19.795
3	32 I. VINALES	33.719	3	3 R. DE ROSA	31.448	3	16 J. CLUZEL	20.686	3	86 A. BADOVINI	19.799
4	16 J. CLUZEL	33.748	4	64 F. CARICASULO	31.451	4	21 R. KRUMMENACHER	20.704	4	36 T. GRADINGER	19.828
5	94 C. PEROLARI	33.901	5	32 I. VINALES	31.466	5	3 R. DE ROSA	20.729	5	84 L. CRESSON	19.860
6	36 T. GRADINGER	33.964	6	86 A. BADOVINI	31.471	6	11 K. SMITH	20.821	6	16 J. CLUZEL	19.864
7	3 R. DE ROSA	33.991	7	36 T. GRADINGER	31.691	7	36 T. GRADINGER	20.858	7	32 I. VINALES	19.873
8	86 A. BADOVINI	33.997	8	11 K. SMITH	31.708	8	86 A. BADOVINI	20.869	8	11 K. SMITH	19.909
9	95 J. DANILO	34.015	9	61 G. RUIJU	31.745	9	94 C. PEROLARI	20.938	9	94 C. PEROLARI	19.922
10	11 K. SMITH	34.089	10	94 C. PEROLARI	31.809	10	61 G. RUIJU	21.076	10	10 N. CALERO	19.923
11	84 L. CRESSON	34.330	11	84 L. CRESSON	32.000	11	95 J. DANILO	21.111	11	3 R. DE ROSA	19.952
12	61 G. RUIJU	34.376	12	95 J. DANILO	32.019	12	10 N. CALERO	21.120	12	61 G. RUIJU	20.025
13	22 F. FULIGNI	34.497	13	10 N. CALERO	32.029	13	84 L. CRESSON	21.153	13	95 J. DANILO	20.082
14	10 N. CALERO	34.517	14	74 J. VAN SIKKELERUS	32.198	14	74 J. VAN SIKKELERUS	21.234	14	47 R. HARTOG	20.185
15	74 J. VAN SIKKELERUS	34.703	15	22 F. FULIGNI	32.265	15	22 F. FULIGNI	21.388	15	31 D. VALLE	20.193
16	31 D. VALLE	34.917	16	31 D. VALLE	32.565	16	47 R. HARTOG	21.390	16	22 F. FULIGNI	20.221
17	47 R. HARTOG	34.992	17	47 R. HARTOG	32.711	17	31 D. VALLE	21.430	17	74 J. VAN SIKKELERUS	20.327
18	67 G. MATERN	37.313	18	67 G. MATERN	34.313	18	67 G. MATERN	22.632	18	67 G. MATERN	21.088

24/08/2019

These data/results cannot be reproduced, stored and/or transmitted in whole or in part by any manner of electronic, mechanical, photocopying, recording, broadcasting or otherwise now known or herein after developed without the previous express consent by the copyright owner, except for reproduction in daily press and regular printed publications on sale to the public within 60 days of the event related to those data/results and always provided that copyright symbol appears together as follows below.

© DORNA WSBK ORGANIZATION Srl 2019

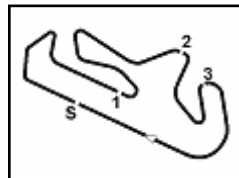
FICR PERUGIA TIMING



Official Tyre Supplier



Official Timekeeper



Portimao 4.592 m

DWO Official Test Portimao, 24-25 August 2019

Ideal Times Saturday 1st Session

No.	Rider	Nat	Bike	Seg. 1	Seg. 2	Seg. 3	Seg. 4	Ideal Time			
				Diff. 1	Diff. 2	Diff. 3	Diff. 4	Best Lap	Pos.	Diff.	
1	21 R. KRUMMENACHER	SUI	Yamaha YZF R6	33.641	31.232 +0.090	20.704 +0.095	19.759 +0.196	1'45.336 1'45.717	2	0.381	
2	64 F. CARICASULO	ITA	Yamaha YZF R6	33.582 +0.171	31.451	20.527	19.795 +0.109	1'45.355 1'45.635	1	0.280	
3	32 I. VINALES	ESP	Yamaha YZF R6	33.719 +0.133	31.466	20.647 +0.122	19.873 +0.066	1'45.705 1'46.026	4	0.321	
4	16 J. CLUZEL	FRA	Yamaha YZF R6	33.748	31.410 +0.100	20.686 +0.041	19.864	1'45.708 1'45.849	3	0.141	
5	3 R. DE ROSA	ITA	MV Agusta F3 675	33.991	31.448	20.729	19.952	1'46.120 1'46.120	5		
6	86 A. BADOVINI	ITA	Kawasaki ZX-6R	33.997	31.471 +0.069	20.869 +0.138	19.799	1'46.136 1'46.343	6	0.207	
7	36 T. GRADINGER	AUT	Yamaha YZF R6	33.964 +0.159	31.691	20.858 +0.053	19.828 +0.016	1'46.341 1'46.569	7	0.228	
8	11 K. SMITH	GBR	Kawasaki ZX-6R	34.089	31.708 +0.204	20.821 +0.026	19.909 +0.203	1'46.527 1'46.960	9	0.433	
9	94 C. PEROLARI	FRA	Yamaha YZF R6	33.901	31.809	20.938	19.922	1'46.570 1'46.570	8		
10	61 G. RUIU	ITA	Yamaha YZF R6	34.376 +0.114	31.745	21.076 +0.002	20.025	1'47.222 1'47.338	10	0.116	
11	95 J. DANILO	FRA	Honda CBR600RR	34.015 +0.228	32.019	21.111	20.082	1'47.227 1'47.455	11	0.228	
12	84 L. CRESSON	BEL	Yamaha YZF R6	34.330 +0.054	32.000 +0.097	21.153 +0.085	19.860	1'47.343 1'47.579	12	0.236	
13	10 N. CALERO	ESP	Kawasaki ZX-6R	34.517 +0.121	32.029	21.120 +0.171	19.923 +0.185	1'47.589 1'48.066	13	0.477	
14	22 F. FULIGNI	ITA	MV Agusta F3 675	34.497 +0.107	32.265 +0.087	21.388 +0.043	20.221	1'48.371 1'48.608	15	0.237	
15	74 J. VAN SIKKELERUS	NED	Honda CBR600RR	34.703	32.198	21.234 +0.128	20.327 +0.003	1'48.462 1'48.593	14	0.131	
16	31 D. VALLE	ESP	Yamaha YZF R6	34.917 +0.100	32.565 +0.052	21.430 +0.183	20.193 +0.081	1'49.105 1'49.521	17	0.416	
17	47 R. HARTOG	NED	Kawasaki ZX-6R	34.992 +0.055	32.711	21.390 +0.087	20.185	1'49.278 1'49.420	16	0.142	
18	67 G. MATERN	FRA	Kawasaki ZX-6R	37.313	34.313	22.632	21.088 +0.047	1'55.346 1'55.393	18	0.047	
	38 H. SOOMER	EST	Honda CBR600RR		Missing Sector						
Overall Ideal Time				33.582	31.232	20.527	19.759	1'45.100			

24/08/2019

These data/results cannot be reproduced, stored and/or transmitted in whole or in part by any manner of electronic, mechanical, photocopying, recording, broadcasting or otherwise now known or herein after developed without the previous express consent by the copyright owner, except for reproduction in daily press and regular printed publications on sale to the public within 60 days of the event related to those data/results and always provided that copyright symbol appears together as follows below.

© DORNA WSBK ORGANIZATION Srl 2019

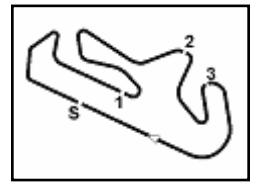
PIRELLI PERUGIA TIMING



Official Tyre Supplier



Official Timekeeper



DWO Official Test Portimao, 24-25 August 2019

Chronological Analysis Saturday 1st Session

Portimao 4.592 m

1 / 5

1° 64 F. CARICASULO (1'45.635)

Lap	Seg.1	Seg.2	Seg.3	Seg.4	Lap Time	km/h	Local Time
1		34.012	21.564	20.597			11:03'08.490
2	34.868	32.832	21.130	20.253	1'49.083	270,2	11:04'57.573
3	34.538	32.109	20.735	20.021	1'47.403	272,3	11:06'44.976
4	34.237	31.786	20.650	20.076	1'46.749	272,3	11:08'31.725
5	33.990	31.714	20.773	19.795	1'46.272	275,7	11:10'17.997
6	35.017	31.695	20.873	20.062	1'47.647	277,1	11:12'05.644
7	33.753	31.451	20.527	19.904	1'45.635	277,1	11:13'51.279
8	34.670	31.929	20.874	20.682	1'48.155	276,4	11:15'39.434
9	33.978	31.963	21.260	25.525	1'52.726P	273,6	11:17'32.160
10	35'43.752	32.754	21.323	20.263	36'58.092P		11:54'30.252
11	34.495	31.882	20.756	20.240	1'47.373	271,6	11:56'17.625
12	34.198	31.898	20.875	20.200	1'47.171	272,3	11:58'04.796
13	34.112	31.915	20.838	20.169	1'47.034	275,0	11:59'51.830
14	33.853	31.981	20.966	20.211	1'47.011	273,6	12:01'38.841
15	34.087	32.198	21.526	20.453	1'48.264	272,3	12:03'27.105
16	33.877	31.559	20.788	20.074	1'46.298	274,3	12:05'13.403
17	37.623	33.880	21.659	25.811	1'58.973P	264,9	12:07'12.376
18	14'12.762	32.766	21.034	20.372	15'26.934P		12:22'39.310
19	34.135	31.792	23.573	20.642	1'50.142	274,3	12:24'29.452
20	33.759	31.871	20.824	20.201	1'46.655	277,1	12:26'16.107
21	34.475	54.592	28.210	33.208	2'30.485P	275,7	12:28'46.592
22	13'09.465	32.250	20.960	20.395	14'23.070P		12:43'09.662
23	33.867	31.765	20.666	19.964	1'46.262	277,1	12:44'55.924
24	33.888	31.499	20.824	19.876	1'46.087	275,0	12:46'42.011
25	33.653	31.685	20.838	19.932	1'46.108	272,3	12:48'28.119
26	33.633	31.494	20.768	19.994	1'45.889	274,3	12:50'14.008
27	33.582	31.719	20.561	20.226	1'46.088	276,4	12:52'00.096

32 36.496 32.625 22.147 19.776 1'51.044 266,9 13:01'40.327

3° 16 J. CLUZEL (1'45.849)

Lap	Seg.1	Seg.2	Seg.3	Seg.4	Lap Time	km/h	Local Time
1		35.220	22.573	21.989			11:04'08.859
2	37.472	33.534	21.835	23.685	1'56.526	262,4	11:06'05.385
3	40.225	33.534	23.277	21.377	1'58.413	258,6	11:08'03.798
4	36.528	33.412	21.632	21.278	1'52.850	268,2	11:09'56.648
5	35.502	32.233	21.230	22.395	1'51.360P	268,9	11:11'48.008
6	34'12.104	36.641	29.939	23.402	35'42.086P		11:47'30.094
7	2'02.268	34.021	22.194	24.004	3'22.487P		11:50'52.581
8	5'29.748	32.520	20.979	20.363	6'43.610P		11:57'36.191
9	34.516	32.051	20.872	20.091	1'47.530	272,9	11:59'23.721
10	34.361	31.753	20.848	20.316	1'47.278	268,2	12:01'10.999
11	34.182	31.952	26.345	20.502	1'52.981	273,6	12:03'03.980
12	34.227	31.783	20.900	20.088	1'46.998	275,7	12:04'50.978
13	33.951	31.584	20.827	20.099	1'46.461	275,7	12:06'37.439
14	36.153	33.089	21.474	23.012	1'53.728P	273,6	12:08'31.167
15	26'13.555	33.296	21.489	20.503	27'28.843P		12:36'00.010
16	34.265	31.649	20.844	19.892	1'46.650	272,9	12:37'46.660
17	33.753	31.570	20.836	20.029	1'46.188	279,3	12:39'32.848
18	34.012	33.317	22.061	23.512	1'52.902P	273,6	12:41'25.750
19	6'54.142	34.278	21.780	20.738	8'10.938P		12:49'36.688
20	33.794	31.974	20.898	20.108	1'46.774	270,9	12:51'23.462
21	34.017	31.569	20.686	20.098	1'46.370	272,3	12:53'09.832
22	33.881	31.455	20.780	19.995	1'46.111	272,3	12:54'55.943
23	33.778	31.508	20.790	20.002	1'46.078	268,9	12:56'42.021
24	33.753	31.410	20.800	19.928	1'45.891	270,9	12:58'27.912
25	33.748	31.510	20.727	19.864	1'45.849	273,6	13:00'13.761

2° 21 R. KRUMMENACHER (1'45.717)

Lap	Seg.1	Seg.2	Seg.3	Seg.4	Lap Time	km/h	Local Time
1		39.574	21.611	25.810			11:05'44.325
2	6'04.970	32.303	21.570	20.265	7'19.108P		11:13'03.433
3	34.311	31.659	20.931	19.937	1'46.838	266,9	11:14'50.271
4	33.955	31.677	21.350	20.169	1'47.151	268,9	11:16'37.422
5	33.860	31.970	20.874	20.044	1'46.748	268,2	11:18'24.170
6	38.071	33.023	21.233	20.568	1'52.895	265,6	11:20'17.065
7	34.058	31.734	21.127	20.480	1'47.399	270,9	11:22'04.464
8	37.917	34.901	23.372	25.366	2'01.556P	264,9	11:24'06.020
9	19'06.461	32.320	21.122	20.683	20'20.586P		11:44'26.606
10	34.262	31.593	20.873	20.290	1'47.018	268,9	11:46'13.624
11	34.168	31.546	21.051	20.239	1'47.004	266,9	11:48'00.628
12	41.512	32.365	21.287	20.264	1'55.428	270,2	11:49'56.056
13	36.049	33.481	21.423	20.274	1'51.227	269,6	11:51'47.283
14	34.011	31.453	21.146	20.061	1'46.671	268,9	11:53'33.954
15	34.058	31.531	21.002	20.176	1'46.767	269,6	11:55'20.721
16	40.521	34.948	23.099	24.269	2'02.837P	270,9	11:57'23.558
17	25'46.021	32.507	22.348	20.398	27'01.274P		12:24'24.832
18	34.026	31.497	21.424	19.990	1'46.937	270,2	12:26'11.769
19	33.941	52.511	27.611	29.609	2'23.672P	270,9	12:28'35.441
20	3'51.158	33.020	22.821	22.909	5'09.908P		12:33'45.349
21	34.033	31.618	21.090	20.037	1'46.778	271,6	12:35'32.127
22	33.832	31.472	20.704	19.985	1'45.993	271,6	12:37'18.120
23	33.847	31.344	24.003	23.664	1'52.858	271,6	12:39'10.978
24	35.198	32.585	21.342	20.004	1'49.129	272,3	12:41'00.107
25	33.811	31.383	20.887	19.849	1'45.930	270,9	12:42'46.037
26	37.506	32.564	22.918	24.030	1'57.018P	272,9	12:44'43.055
27	6'20.156	33.104	25.394	21.711	7'40.365P		12:52'23.420
28	36.249	32.050	21.207	23.199	1'52.705	274,3	12:54'16.125
29	33.816	31.232	20.931	19.759	1'45.738	268,9	12:56'01.863
30	33.641	31.322	20.799	19.955	1'45.717	270,2	12:57'47.580
31	38.158	31.791	25.551	26.203	2'01.703	262,4	12:59'49.283

4° 32 I. VINALES (1'46.026)

Lap	Seg.1	Seg.2	Seg.3	Seg.4	Lap Time	km/h	Local Time
1		41.599	22.323	20.207			11:05'23.825
2	33.938	31.561	20.647	19.905	1'46.051	272,9	11:07'09.876
3	37.284	32.911	22.012	20.222	1'52.429	277,1	11:09'02.305
4	33.913	31.620	20.904	19.975	1'46.412	275,7	11:10'48.717
5	35.360	32.390	21.677	26.520	1'55.947P	278,6	11:12'44.664
6	9'43.374	38.005	24.927	20.158	11'06.464P		11:23'51.128
7	34.150	31.742	20.847	20.023	1'46.762	274,3	11:25'37.890
8	33.907	31.746	20.788	20.050	1'46.491	275,7	11:27'24.381
9	34.160	31.541	20.748	19.988	1'46.437	275,7	11:29'10.818
10	33.989	31.730	20.870	20.069	1'46.658	275,0	11:30'57.476
11	35.900	33.091	21.786	23.222	1'53.999P	273,6	11:32'51.475
12	12'40.042	35.663	22.337	20.061	13'58.103P		11:46'49.578
13	34.288	31.933	21.499	19.926	1'47.646	275,7	11:48'37.224
14	34.486	31.772	20.733	20.099	1'47.090	281,5	11:50'24.314
15	34.103	31.735	20.783	19.983	1'46.604	275,7	11:52'10.918
16	33.833	31.536	20.731	19.987	1'46.087	277,1	11:53'57.005
17	33.779	31.691	21.380	20.897	1'47.747	277,8	11:55'44.752
18	33.793	31.714	20.990	19.959	1'46.456	279,3	11:57'31.208
19	34.459	33.333	21.814	24.258	1'53.864P	277,8	11:59'25.072
20	13'14.179	32.363	21.345	19.922	14'27.809P		12:13'52.881
21	33.852	31.466	20.769	19.939	1'46.026	277,8	12:15'38.907
22	33.719	31.627	20.827	19.999	1'46.172	277,1	12:17'25.079
23	33.960	31.688	20.728	19.952	1'46.328	272,3	12:19'11.407
24	45.323	33.656	22.401	20.072	2'01.452	270,2	12:21'12.859
25	34.009	31.501	20.793	19.873	1'46.176	277,8	12:22'59.035
26	41.617	35.068	22.039	19.981	1'58.705	279,3	12:24'57.740
27	33.872	35'05.879	23.092	27.794	36'30.637P	280,7	13:01'28.377

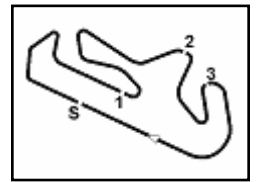
5° 3 R. DE ROSA (1'46.120)

Lap	Seg.1	Seg.2	Seg.3	Seg.4	Lap Time	km/h	Local Time
1		40.669	23.312	21.561			11:03'04.050

24/08/2019 P = Pits In/Out - C = Lap Time Cancelled

These data/results cannot be reproduced, stored and/or transmitted in whole or in part by any manner of electronic, mechanical, photocopying, recording, broadcasting or otherwise now known or herein after developed without the previous express consent by the copyright owner, except for reproduction in daily press and regular printed publications on sale to the public within 60 days of the event related to those data/results and always provided that copyright symbol appears together as follows below.

© DORNA WSBK ORGANIZATION Srl 2019



DWO Official Test Portimao, 24-25 August 2019

Chronological Analysis Saturday 1st Session

Portimao 4.592 m

2 / 5

2	35.433	32.680	25.790	20.974	1'54.877	260,5	11:04'58.927	2	34.296	31.909	21.035	19.910	1'47.150	268,2	11:04'46.022
3	35.115	32.219	21.003	20.392	1'48.729	264,9	11:06'47.656	3	34.167	32.385	21.226	20.035	1'47.813	270,2	11:06'33.835
4	34.732	31.945	20.946	20.264	1'47.887	266,2	11:08'35.543	4	34.484	39.940	21.321	20.225	1'55.970	268,2	11:08'29.805
5	34.607	31.852	20.971	20.187	1'47.617	264,3	11:10'23.160	5	33.964	31.918	20.858	19.952	1'46.692	269,6	11:10'16.497
6	34.279	31.704	20.914	20.098	1'46.995	266,9	11:12'10.155	6	34.011	31.888	21.018	19.958	1'46.875	270,2	11:12'03.372
7	37.429	34.171	22.093	24.685	1'58.378P	254,4	11:14'08.533	7	34.070	32.435	24.416	20.186	1'51.107	270,9	11:13'54.479
8	24'20.957	33.565	22.089	20.443	25'37.054P		11:39'45.587	8	34.066	31.715	20.905	19.973	1'46.659	270,9	11:15'41.138
9	35.663	32.872	21.584	20.556	1'50.675	252,6	11:41'36.262	9	34.085	32.508	21.126	20.128	1'47.847	272,9	11:17'28.985
10	34.350	31.815	21.103	20.232	1'47.500	268,2	11:43'23.762	10	37.570	32.806	21.380	23.534	1'55.290P	268,2	11:19'24.275
11	34.334	31.613	20.942	20.254	1'47.143	270,2	11:45'10.905	11	29'37.480	32.805	21.668	20.745	30'52.698P		11:50'16.973
12	34.283	32.663	21.441	20.293	1'48.680	268,2	11:46'59.585	12	34.576	32.044	21.193	20.006	1'47.819	265,6	11:52'04.792
13	33.991	31.448	20.729	19.952	1'46.120	270,2	11:48'45.705	13	34.161	31.781	21.001	19.888	1'46.831	268,9	11:53'51.623
14	34.687	33.148	22.001	23.796	1'53.632P	272,9	11:50'39.337	14	34.085	32.001	21.084	19.991	1'47.161	272,9	11:55'38.784
15	12'00.669	34.550	21.381	20.527	13'17.127P		12:03'56.464	15	34.109	31.974	21.143	19.997	1'47.223	272,3	11:57'26.007
16	34.259	31.835	21.032	20.200	1'47.326	267,6	12:05'43.790	16	47.710	32.831	21.221	20.067	2'01.829	272,3	11:59'27.836
17	34.225	31.616	20.928	20.158	1'46.927	270,2	12:07'30.717	17	34.136	31.985	21.136	19.978	1'47.235	269,6	12:01'15.071
18	34.154	31.651	20.984	20.117	1'46.906	268,2	12:09'17.623	18	34.074	31.951	21.102	19.989	1'47.116	274,3	12:03'02.187
19	34.097	31.678	20.997	20.230	1'47.002	267,6	12:11'04.625	19	37.632	35.278	22.536	25.050	2'00.496P	272,3	12:05'02.683
20	38.376	35.534	24.201	25.513	2'03.624P	242,4	12:13'08.249	20	18'36.605	34.084	22.900	20.123	19'53.712P		12:24'56.395
21	14'14.876	39.665	24.742	27.217	15'46.500P		12:28'58.749	21	34.149	31.792	20.877	19.828	1'46.646	272,3	12:26'43.041
22	3'32.360	33.405	21.887	21.715	4'49.367P		12:33'44.116	22	40.253	37.084	23.844	25.554	2'06.735P	233,5	12:28'49.776
23	34.601	32.049	21.105	20.302	1'48.057	264,9	12:35'32.173	23	3'42.977	32.508	21.443	20.511	4'57.439P		12:33'47.215
24	34.379	31.650	20.857	20.232	1'47.118	261,1	12:37'19.291	24	34.123	31.691	20.911	19.844	1'46.569	272,3	12:35'33.784
25	38.010	34.469	22.873	25.401	2'00.753P	269,6	12:39'20.044	25	34.006	32.148	20.860	20.047	1'47.061	279,3	12:37'20.845
26	7'54.474	33.246	21.043	20.114	9'08.877P		12:48'28.921	26	34.244	32.572	21.434	24.249	1'52.499P	280,7	12:39'13.344
27	34.105	31.457	20.890	20.023	1'46.475	268,9	12:50'15.396	27	11'06.969	32.132	21.022	20.087	12'20.210P		12:51'33.554
28	34.010	36.250	23.873	25.274	1'59.407P	266,2	12:52'14.803	28	34.128	31.796	20.979	19.941	1'46.844	270,2	12:53'20.398
29	4'40.064	34.323	21.204	20.358	5'55.949P		12:58'10.752	29	34.203	31.700	21.126	19.890	1'46.919	269,6	12:55'07.317
30	34.018	31.512	20.842	20.106	1'46.478	269,6	12:59'57.230	30	34.175	32.015	21.165	19.931	1'47.286	268,9	12:56'54.603
								31	34.329	32.242	29.312	25.682	2'01.565P	270,9	12:58'56.168

6° 86 A. BADOVINI (1'46.343)

Lap	Seg.1	Seg.2	Seg.3	Seg.4	Lap Time	km/h	Local Time
1		35.436	22.956	20.821			11:05'17.472
2	36.799	32.845	21.484	20.381	1'51.509	258,0	11:07'08.981
3	35.437	32.179	21.601	20.419	1'49.636	265,6	11:08'58.617
4	34.754	31.954	21.203	20.016	1'47.927	268,2	11:10'46.544
5	42.454	34.034	24.464	20.363	2'01.315	264,3	11:12'47.859
6	34.520	31.884	21.081	20.144	1'47.629	267,6	11:14'35.488
7	34.306	31.716	20.984	20.019	1'47.025	265,6	11:16'22.513
8	36.570	34.052	22.086	29.113	2'01.821P	264,9	11:18'24.334
9	20'06.608	33.066	21.743	20.085	21'21.502P		11:39'45.836
10	35.738	32.827	21.522	20.416	1'50.503	259,2	11:41'36.339
11	34.493	31.821	21.116	20.035	1'47.465	272,3	11:43'23.804
12	34.592	31.877	20.936	19.877	1'47.282	266,2	11:45'11.086
13	34.367	31.910	21.054	19.927	1'47.258	268,2	11:46'58.344
14	34.189	31.704	21.029	19.986	1'46.908	269,6	11:48'45.252
15	35.627	33.540	22.432	27.240	1'58.839P	271,6	11:50'44.091
16	27'33.154	35.464	21.838	19.974	28'50.430P		12:19'34.521
17	34.230	31.711	20.941	19.905	1'46.787	269,6	12:21'21.308
18	33.997	31.540	21.007	19.799	1'46.343	271,6	12:23'07.651
19	34.032	31.843	21.060	20.039	1'46.974	270,9	12:24'54.625
20	34.147	31.471	20.918	19.894	1'46.430	269,6	12:26'41.055
21	43.993	39.616	25.070	30.296	2'18.975P	226,7	12:29'00.030
22	22'04.247	32.714	25.238	21.746	23'23.945P		12:52'23.975
23	36.674	32.462	21.257	22.666	1'53.059	266,2	12:54'17.034
24	34.554	31.871	21.051	19.981	1'47.457	270,9	12:56'04.491
25	34.123	31.473	20.869	19.917	1'46.382	272,3	12:57'50.873
26	34.169	31.657	26.827	22.003	1'54.656	270,2	12:59'45.529
27	34.092	31.618	20.892	20.030	1'46.632	269,6	13:01'32.161

8° 94 C. PEROLARI (1'46.570)

Lap	Seg.1	Seg.2	Seg.3	Seg.4	Lap Time	km/h	Local Time
1		35.337	22.248	22.459			11:04'08.819
2	37.055	33.633	21.773	24.098	1'56.559	259,2	11:06'05.378
3	39.432	33.647	24.172	21.255	1'58.506	253,8	11:08'03.884
4	36.199	33.494	21.579	21.462	1'52.734	275,7	11:09'56.618
5	35.818	32.395	21.123	22.718	1'52.054P	268,2	11:11'48.672
6	22'12.926	32.962	21.538	20.640	23'28.066P		11:35'16.738
7	34.886	32.570	21.304	20.340	1'49.100	268,2	11:37'05.838
8	34.505	32.328	21.234	20.309	1'48.376	267,6	11:38'54.214
9	37.390	35.098	21.966	20.527	1'54.981	268,2	11:40'49.195
10	34.397	32.029	21.081	20.220	1'47.727	269,6	11:42'36.922
11	34.241	32.037	21.056	20.105	1'47.439	270,2	11:44'24.361
12	38.574	33.022	21.771	20.443	1'53.810	270,9	11:46'18.171
13	34.301	31.942	21.189	20.055	1'47.487	269,6	11:48'05.658
14	40.451	36.680	22.869	25.864	2'05.864P	266,9	11:50'11.522
15	28'11.194	34.926	24.492	20.162	29'30.774P		12:19'42.296
16	33.901	31.809	20.938	19.922	1'46.570	270,9	12:21'28.866
17	34.137	32.147	21.540	20.109	1'47.933	270,9	12:23'16.799
18	37.890	32.672	22.250	25.727	1'58.539P	271,6	12:25'15.338
19	18'21.846	38.528	22.171	20.144	19'42.689P		12:44'58.027
20	34.167	31.903	21.246	19.992	1'47.308	270,9	12:46'45.335
21	34.097	32.113	21.232	20.086	1'47.528	270,9	12:48'32.863
22	36.364	33.037	22.109	24.252	1'55.762P	271,6	12:50'28.625
23	6'21.643	33.653	21.616	20.310	7'37.222P		12:58'05.847
24	34.161	31.916	20.970	20.013	1'47.060	271,6	12:59'52.907
25	34.044	31.935	21.304	20.103	1'47.386	270,9	13:01'40.293

7° 36 T. GRADINGER (1'46.569)

Lap	Seg.1	Seg.2	Seg.3	Seg.4	Lap Time	km/h	Local Time
1		33.081	21.541	20.270			11:02'58.872

9° 11 K. SMITH (1'46.960)

Lap	Seg.1	Seg.2	Seg.3	Seg.4	Lap Time	km/h	Local Time
1		34.502	22.164	20.435			11:02'53.208
2	36.723	33.052	21.623	20.207	1'51.605	248,5	11:04'44.813

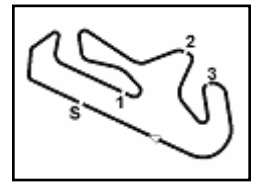
24/08/2019

P = Pits In/Out - C = Lap Time Cancelled

These data/results cannot be reproduced, stored and/or transmitted in whole or in part by any manner of electronic, mechanical, photocopying, recording, broadcasting or otherwise now known or herein after developed without the previous express consent by the copyright owner, except for reproduction in daily press and regular printed publications on sale to the public within 60 days of the event related to those data/results and always provided that copyright symbol appears together as follows below.

© DORNA WSBK ORGANIZATION Srl 2019





DWO Official Test Portimao, 24-25 August 2019

Chronological Analysis Saturday 1st Session

Portimao 4.592 m

3 / 5

Lap	Seg.1	Seg.2	Seg.3	Seg.4	Lap Time	km/h	Local Time
3	35.228	32.233	21.366	19.934	1'48.761	263,0	11:06'33.574
4	34.685	32.614	22.988	20.242	1'50.529	267,6	11:08'24.103
5	34.763	32.181	21.265	27.161	1'55.370P	269,6	11:10'19.473
6	23'09.280	42.955	26.382	23.886	2'42.503P		11:35'01.976
7	1'57.616	33.070	21.826	20.239	3'12.751P		11:38'14.727
8	35.322	32.417	21.392	19.991	1'49.122	263,7	11:40'03.849
9	34.707	31.996	21.002	19.964	1'47.669	270,9	11:41'51.518
10	34.581	31.858	21.734	25.079	1'53.252P	270,9	11:43'44.770
11	26'24.042	33.022	21.525	20.121	27'38.710P		12:11'23.480
12	34.763	32.134	21.036	20.090	1'48.023	270,2	12:13'11.503
13	34.481	31.886	20.844	20.004	1'47.215	272,9	12:14'58.718
14	34.338	31.744	21.148	20.040	1'47.270	269,6	12:16'45.988
15	34.834	32.268	21.035	19.994	1'48.131	268,2	12:18'34.119
16	34.468	31.708	20.949	19.909	1'47.034	270,9	12:20'21.153
17	36.267	35.355	22.461	24.375	1'58.458P	271,6	12:22'19.611
18	20'30.019	32.672	21.128	20.023	21'43.842P		12:44'03.453
19	34.454	31.908	20.885	19.951	1'47.198	271,6	12:45'50.651
20	34.534	31.992	20.821	19.928	1'47.275	269,6	12:47'37.926
21	34.089	31.912	20.847	20.112	1'46.960	270,9	12:49'24.866
22	34.354	31.929	21.373	19.942	1'47.598	271,6	12:51'12.484
23	34.483	31.727	21.195	20.009	1'47.414	272,9	12:52'59.898
24	34.271	31.870	21.004	20.087	1'47.232	272,3	12:54'47.130
25	34.144	31.837	21.073	20.490	1'47.544	268,9	12:56'34.674
26	34.298	31.835	21.186	20.157	1'47.476	271,6	12:58'22.150
27	34.390	31.779	21.457	20.244	1'47.870	268,9	13:00'10.020

12° 84 L. CRESSON (1'47.579)

Lap	Seg.1	Seg.2	Seg.3	Seg.4	Lap Time	km/h	Local Time
1		33.587	22.289	20.220			11:05'34.381
2	34.570	32.226	21.291	19.878	1'47.965	268,9	11:07'22.346
3	34.493	32.031	21.338	19.921	1'47.783	270,2	11:09'10.129
4	34.384	32.097	21.238	19.860	1'47.579	270,9	11:10'57.708
5	34.330	32.051	21.383	19.924	1'47.688	273,6	11:12'45.396
6	39.567	34.808	22.489	23.661	2'00.525P	273,6	11:14'45.921
7	23'58.446	33.465	22.021	19.979	25'13.911P		11:39'59.832
8	39.336	32.437	21.406	20.016	1'53.195	269,6	11:41'53.027
9	34.343	32.057	21.351	20.348	1'48.099	275,0	11:43'41.126
10	41.960	42.322	21.678	20.042	2'06.002	277,1	11:45'47.128
11	34.733	32.020	21.202	20.020	1'47.975	269,6	11:47'35.103
12	42.808	35.770	21.987	20.217	2'00.782	272,9	11:49'35.885
13	34.562	32.149	21.363	20.024	1'48.098	272,3	11:51'23.983
14	34.574	32.104	21.153	19.942	1'47.773	270,2	11:53'11.756
15	34.456	32.145	21.229	20.191	1'48.021	270,9	11:54'59.777
16	40.732	35.792	25.632	24.651	2'06.807P	274,3	11:57'06.584
17	28'03.100	33.136	21.801	19.991	29'18.028P		12:26'24.612
18	36.454	37.897	27.424	29.893	2'11.668P	275,0	12:28'36.280
19	5'06.855	33.259	21.821	19.990	6'21.925P		12:34'58.205
20	34.747	32.293	21.340	20.226	1'48.606	273,6	12:36'46.811
21	34.606	32.125	21.758	20.002	1'48.491	272,9	12:38'35.302
22	34.781	32.000	21.278	20.042	1'48.101	274,3	12:40'23.403
23	34.671	32.087	21.543	19.930	1'48.231	275,7	12:42'11.634
24	34.392	32.050	21.402	19.991	1'47.835	274,3	12:43'59.469
25	34.580	32.134	21.322	20.032	1'48.068	272,9	12:45'47.537
26	42.837	36.773	24.020	25.563	2'09.193P	270,9	12:47'56.730

11° 95 J. DANILO (1'47.455)

Lap	Seg.1	Seg.2	Seg.3	Seg.4	Lap Time	km/h	Local Time
1		42.387	22.967	21.351			11:05'04.864
2	36.479	35.765	22.501	20.827	1'55.572	261,7	11:07'00.436
3	35.507	33.649	21.654	20.512	1'51.322	267,6	11:08'51.758
4	35.288	33.544	21.786	20.545	1'51.163	270,9	11:10'42.921
5	35.149	33.243	21.620	20.458	1'50.470	270,9	11:12'33.391
6	34.842	33.383	21.546	20.520	1'50.291	270,9	11:14'23.682
7	34.753	33.006	21.560	20.470	1'49.789	271,6	11:16'13.471

13° 10 N. CALERO (1'48.066)

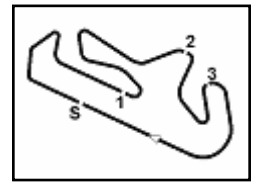
Lap	Seg.1	Seg.2	Seg.3	Seg.4	Lap Time	km/h	Local Time
1		37.869	32.934	22.083			11:04'09.616
2	38.299	33.723	21.906	22.395	1'56.323	254,4	11:06'05.939
3	36.606	33.378	21.618	20.724	1'52.326	253,2	11:07'58.265
4	39.064	33.148	21.486	20.862	1'54.560	257,4	11:09'52.825
5	35.523	32.621	21.442	20.385	1'49.971	263,0	11:11'42.796
6	35.048	35.605	28.310	24.578	2'03.541	267,6	11:13'46.337
7	35.738	33.354	22.186	23.497	1'54.775P	261,1	11:15'41.112
8	16'31.132	45.339	23.865	21.026	18'01.362P		11:33'42.474

24/08/2019 P = Pits In/Out - C = Lap Time Cancelled

These data/results cannot be reproduced, stored and/or transmitted in whole or in part by any manner of electronic, mechanical, photocopying, recording, broadcasting or otherwise now known or herein after developed without the previous express consent by the copyright owner, except for reproduction in daily press and regular printed publications on sale to the public within 60 days of the event related to those data/results and always provided that copyright symbol appears together as follows below.

© DORNA WSBK ORGANIZATION Srl 2019





DWO Official Test Portimao, 24-25 August 2019

Chronological Analysis Saturday 1st Session

Portimao 4.592 m

4 / 5

9	35.960	33.155	21.490	20.446	1'51.051	256,8	11:35'33.525	12	19'11.308	34.060	22.176	20.845	20'28.389P	12:07'44.485	
10	41.236	37.489	24.505	25.871	2'09.101P	259,9	11:37'42.626	13	35.333	33.061	21.851	20.587	1'50.832	264,9	12:09'35.317
11	8'45.123	35.835	24.255	21.751	10'06.964P		11:47'49.590	14	35.137	32.854	21.527	20.525	1'50.043	264,9	12:11'25.360
12	42.967	32.706	21.772	20.310	1'57.755	229,6	11:49'47.345	15	34.895	32.561	21.517	20.510	1'49.483	266,2	12:13'14.843
13	35.313	32.663	21.175	20.354	1'49.505	265,6	11:51'36.850	16	34.978	32.775	21.661	20.573	1'49.987	268,2	12:15'04.830
14	35.206	32.695	21.508	20.314	1'49.723	263,7	11:53'26.573	17	34.896	32.651	22.510	20.483	1'50.540	265,6	12:16'55.370
15	43.570	39.560	29.375	20.814	2'13.319	258,0	11:55'39.892	18	34.846	32.521	21.484	20.303	1'49.154	263,7	12:18'44.524
16	34.954	32.604	21.302	20.245	1'49.105	268,2	11:57'28.997	19	34.604	32.352	21.431	20.221	1'48.608	266,2	12:20'33.132
17	45.176	32.915	21.224	19.970	1'59.285	259,2	11:59'28.282	20	34.950	33.484	22.420	25.167	1'56.021P	268,9	12:22'29.153
18	34.517	32.377	21.136	20.311	1'48.341	266,9	12:01'16.623	21	26'56.194	33.883	21.999	20.577	28'12.653P		12:50'41.806
19	48.645	39.459	25.369	26.474	2'19.947P	257,4	12:03'36.570	22	35.116	32.730	21.711	20.255	1'49.812	267,6	12:52'31.618
20	18'44.826	35.640	21.650	20.386	20'02.502P		12:23'39.072	23	34.801	32.394	21.514	20.501	1'49.210	266,2	12:54'20.828
21	35.081	32.867	23.648	20.757	1'52.353	268,9	12:25'31.425	24	34.811	32.530	21.470	20.350	1'49.161	267,6	12:56'09.989
22	34.943	32.468	28.770	34.117	2'10.298P	264,9	12:27'41.723	25	34.636	32.315	21.497	20.322	1'48.770	266,2	12:57'58.759
23	11'26.968	35.098	21.354	20.163	12'43.583P		12:40'25.306	26	34.497	32.461	21.388	20.333	1'48.679	265,6	12:59'47.438
24	34.974	32.362	21.342	20.265	1'48.943	264,9	12:42'14.249	27	34.957	32.265	21.504	20.418	1'49.144	264,9	13:01'36.582
25	35.842	32.628	21.188	20.162	1'49.820	264,9	12:44'04.069								
26	34.761	32.609	21.159	20.286	1'48.815	265,6	12:45'52.884								
27	36.842	37.666	23.218	21.779	1'59.505	266,2	12:47'52.389								
28	37.788	36.447	23.981	28.576	2'06.792P	251,4	12:49'59.181								
29	3'48.790	37.232	22.489	19.923	5'08.434P		12:55'07.615								
30	34.638	32.029	21.291	20.108	1'48.066	266,2	12:56'55.681								
31	34.849	32.352	21.120	20.391	1'48.712	266,9	12:58'44.393								
32	41.309	54.106	33.513	31.414	2'40.342P	239,7	13:01'24.735								

16° 47 R. HARTOG (1'49.420)

Lap	Seg.1	Seg.2	Seg.3	Seg.4	Lap Time	km/h	Local Time
1		37.607	23.627	21.805			11:15'11.094
2	37.576	34.937	23.228	21.125	1'56.866	264,3	11:17'07.960
3	36.043	33.795	22.420	21.224	1'53.482	266,9	11:19'01.442
4	35.911	33.901	22.008	26.269	1'58.089P	265,6	11:20'59.531
5	24'27.169	34.482	22.173	20.810	25'44.634P		11:46'44.165
6	35.851	33.645	21.917	21.124	1'52.537	266,2	11:48'36.702
7	35.624	33.099	21.886	20.474	1'51.083	267,6	11:50'27.785
8	35.490	33.108	21.868	20.506	1'50.972	268,9	11:52'18.757
9	35.395	32.936	21.847	20.462	1'50.640	267,6	11:54'09.397
10	37.365	35.333	23.518	27.358	2'03.574P	270,2	11:56'12.971
11	26'09.007	33.744	21.798	20.706	27'25.255P		12:23'38.226
12	35.297	32.978	22.924	20.460	1'51.659	266,2	12:25'29.885
13	35.011	33.155	24.110	29.144	2'01.420P	272,9	12:27'31.305
14	5'17.426	33.781	22.004	20.718	6'33.929P		12:34'05.234
15	35.275	33.005	21.900	20.684	1'50.354	268,9	12:35'55.588
16	35.281	33.063	21.841	20.642	1'50.827	270,2	12:37'46.415
17	35.047	32.711	21.477	20.185	1'49.420	270,2	12:39'35.835
18	35.051	33.265	21.939	20.493	1'50.748	270,9	12:41'26.583
19	34.992	32.720	21.523	20.464	1'49.699	269,6	12:43'16.282
20	37.923	36.818	24.101	28.784	2'07.626P	274,3	12:45'23.908

14° 74 J. VAN SIKKELERUS (1'48.593)

Lap	Seg.1	Seg.2	Seg.3	Seg.4	Lap Time	km/h	Local Time
1		35.206	24.025	27.947			11:23'53.161
2	36.049	33.273	22.230	20.563	1'52.115	259,2	11:25'45.276
3	35.991	33.184	21.857	20.455	1'51.487	262,4	11:27'36.763
4	35.371	32.901	21.831	20.415	1'50.518	266,2	11:29'27.281
5	36.523	33.837	22.995	25.516	1'58.871P	263,7	11:31'26.152
6	25'00.771	34.014	22.357	20.522	26'17.664P		11:57'43.816
7	35.776	33.101	21.760	20.327	1'50.964	250,8	11:59'34.780
8	35.223	32.570	21.694	20.473	1'49.960	260,5	12:01'24.740
9	36.622	35.819	23.125	20.616	1'56.182	266,9	12:03'20.922
10	35.290	32.579	21.646	20.330	1'49.845	266,2	12:05'10.767
11	40.915	35.208	22.345	23.830	2'02.298P	266,9	12:07'13.065
12	14'13.327	33.202	21.904	20.516	15'28.949P		12:22'42.014
13	35.001	32.420	21.433	20.427	1'49.281	267,6	12:24'31.295
14	35.014	32.575	21.505	20.478	1'49.572	270,2	12:26'20.867
15	36.316	40.525	26.531	28.770	2'12.142P	266,9	12:28'33.009
16	15'38.590	35.404	23.218	20.693	16'57.905P		12:45'30.914
17	35.055	32.795	21.617	20.327	1'49.794	265,6	12:47'20.708
18	38.323	34.813	23.028	23.940	2'00.104P	267,6	12:49'20.812
19	4'57.831	33.806	23.609	20.621	6'15.867P		12:55'36.679
20	34.968	32.392	21.349	20.334	1'49.043	266,9	12:57'25.722
21	34.703	32.198	21.362	20.330	1'48.593	269,6	12:59'14.315
22	34.892	32.297	21.234	20.368	1'48.791	269,6	13:01'03.106

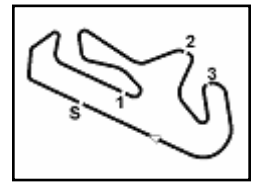
17° 31 D. VALLE (1'49.521)

Lap	Seg.1	Seg.2	Seg.3	Seg.4	Lap Time	km/h	Local Time
1		37.121	23.823	21.418			11:02'29.873
2	37.096	34.934	22.558	21.061	1'55.649	267,6	11:04'25.522
3	37.081	34.360	23.017	26.504	2'00.962P	262,4	11:06'26.484
4	6'01.534	34.151	22.190	21.207	7'19.082P		11:13'45.566
5	36.098	33.403	22.390	21.895	1'53.786	264,3	11:15'39.352
6	35.419	33.212	21.605	20.546	1'50.782	258,6	11:17'30.134
7	35.038	32.961	22.042	20.490	1'50.531	265,6	11:19'20.665
8	35.486	33.180	21.925	20.385	1'50.976	270,9	11:21'11.641
9	35.204	33.267	22.113	20.312	1'50.896	268,2	11:23'02.537
10	38.047	37.562	24.911	29.052	2'09.572P	266,2	11:25'12.109
11	30'40.067	41.532	26.006	20.858	32'08.463P		11:57'20.572
12	35.356	33.151	22.087	20.383	1'50.977	266,9	11:59'11.549
13	35.325	33.080	22.034	20.437	1'50.876	270,2	12:01'02.425
14	35.553	33.215	22.007	20.653	1'51.428	268,9	12:02'53.238
4	35.273	32.828	21.763	20.493	1'50.357	268,2	12:04'43.835
6	34.860	35.772	23.505	23.749	1'57.886P	268,2	12:06'33.921
7	24'48.563	33.932	22.296	20.540	26'05.331P		12:08'46.876
8	35.475	32.973	21.596	20.630	1'50.674	263,0	12:28'11.971
9	35.595	32.892	21.732	20.655	1'50.874	253,8	12:40'26.371
10	35.204	32.868	21.516	20.417	1'50.005	266,2	12:42'16.368
11	37.003	34.571	22.425	25.048	1'59.047P	266,9	12:44'05.956

24/08/2019 P = Pits In/Out - C = Lap Time Cancelled

These data/results cannot be reproduced, stored and/or transmitted in whole or in part by any manner of electronic, mechanical, photocopying, recording, broadcasting or otherwise now known or herein after developed without the previous express consent by the copyright owner, except for reproduction in daily press and regular printed publications on sale to the public within 60 days of the event related to those data/results and always provided that copyright symbol appears together as follows below.

© DORNA WSBK ORGANIZATION Srl 2019



Portimao 4.592 m

DWO Official Test Portimao, 24-25 August 2019

Chronological Analysis Saturday 1st Session

22	35.022	32.790	25.937	29.293	2'03.042P	269,6	12:46'08.998
23	7'35.929	37.131	26.093	20.282	8'59.435P		12:55'08.433
24	35.017	32.617	21.613	20.274	1'49.521	268,9	12:56'57.954
25	34.917	32.629	21.743	20.329	1'49.618	269,6	12:58'47.572
26	35.336	32.867	21.852	20.318	1'50.373	269,6	13:00'37.945

18° 67 G. MATERN (1'55.393)							
Lap	Seg.1	Seg.2	Seg.3	Seg.4	Lap Time	km/h	Local Time
1		44.273	32.058	26.993			11:12'46.390
2	2'02.680	38.586	24.359	22.967	3'28.592P		11:16'14.982
3	40.815	37.387	24.073	22.584	2'04.859	204,1	11:18'19.841
4	44.719	36.582	23.720	22.753	2'07.774	214,6	11:20'27.615
5	39.758	36.135	23.551	21.893	2'01.337	233,5	11:22'28.952
6	38.833	35.160	23.406	21.566	1'58.965	241,3	11:24'27.917
7	38.497	35.578	23.281	21.916	1'59.272	246,3	11:26'27.189
8	38.659	35.825	23.530	25.544	2'03.558P	243,5	11:28'30.747
9	17'56.747	36.668	24.292	21.758	19'19.465P		11:47'50.212
10	39.148	35.664	23.408	21.550	1'59.770	244,6	11:49'49.982
11	37.805	35.121	24.925	21.579	1'59.430	255,0	11:51'49.412
12	38.024	34.992	23.075	21.418	1'57.509	254,4	11:53'46.921
13	37.694	35.710	22.974	21.467	1'57.845	253,2	11:55'44.766
14	37.886	35.070	22.977	21.407	1'57.340	255,0	11:57'42.106
15	37.759	34.409	23.056	21.441	1'56.665	254,4	11:59'38.771
16	38.178	37.647	27.278	25.929	2'09.032P	251,4	12:01'47.803
17	22'31.543	35.882	24.897	21.655	23'53.977P		12:25'41.780
18	37.335	36.335	23.389	26.702	2'03.761P	248,5	12:27'45.541
19	5'28.072	35.829	22.969	21.674	6'48.544P		12:34'34.085
20	37.660	34.541	23.018	21.240	1'56.459	247,4	12:36'30.544
21	37.313	34.313	22.632	21.135	1'55.393	254,4	12:38'25.937
22	37.367	34.607	22.841	21.088	1'55.903	253,8	12:40'21.840
23	53.713	41.755	31.062	26.782	2'33.312P	252,6	12:42'55.152

24/08/2019 P = Pits In/Out - C = Lap Time Cancelled

These data/results cannot be reproduced, stored and/or transmitted in whole or in part by any manner of electronic, mechanical, photocopying, recording, broadcasting or otherwise now known or herein after developed without the previous express consent by the copyright owner, except for reproduction in daily press and regular printed publications on sale to the public within 60 days of the event related to those data/results and always provided that copyright symbol appears together as follows below.

© DORNA WSBK ORGANIZATION Srl 2019

