

Jerez, 18-19-20 September 2015

Superbike - Results Race 1

Laps 20 = 88,460 Km - Time Of Race 34'14.685 - Avg. 154,990 km/h

Jerez 4.423 m

1 / 2

Pos	Race	Grid	No.	Rider	Nat	Team	Bike	LL	Gap	Fastest Lap	Speed	Qualifying		Ranking		
												Time	Speed	R1	R2	Tot
1	1	66	T.	SYKES	GBR	Kawasaki Racing Team	Kawasaki ZX-10R	20		1'41.159	272,0	1'40.292	273,4	25	320	3
2	6	7	C.	DAVIES	GBR	Aruba.it Racing-Ducati SBK Team	Ducati Panigale R	20	2.865	1'41.972	272,0	1'41.155	268,0	20	328	2
3	4	60	M.	VD MARK	NED	PATA Honda World Superbike Team	Honda CBR1000RR SP	20	6.665	1'41.836	275,5	1'40.956	269,3	16	141	7
4	2	65	J.	REA	GBR	Kawasaki Racing Team	Kawasaki ZX-10R	20	9.059	1'41.136	275,5	1'40.500	273,4	13	465	1
5	11	91	L.	HASLAM	GBR	Aprilia Racing Team - Red Devils	Aprilia RSV4 RF	20	9.318	1'41.823	275,5	1'41.512	270,7	11	270	4
6	7	55	M.	PIRRO	ITA	Aruba.it Racing-Ducati SBK Team	Ducati Panigale R	20	10.466	1'41.797	273,4	1'41.185	269,3	10	26	21
7	9	22	A.	LOWES	GBR	VOLTCOM Crescent Suzuki	Suzuki GSX-R1000	20	15.945	1'42.004	272,7	1'41.427	271,4	9	121	8
8	8	15	M.	BAIOCCO	ITA	Althea Racing	Ducati Panigale R	20	18.020	1'42.778	273,4	1'41.415	266,0	8	115	10
9	13	2	L.	CAMIER	GBR	MV Agusta Reparto Corse	MV Agusta F4 RR	20	18.654	1'42.770	271,4	1'41.745	269,3	7	69	14
10	10	1	S.	GUINTOLI	FRA	PATA Honda World Superbike Team	Honda CBR1000RR SP	20	19.510	1'42.926	272,7	1'41.467	268,0	6	168	6
11	12	44	D.	SALOM	ESP	Team Pedercini	Kawasaki ZX-10R	20	24.441	1'42.791	271,4	0.000	267,3	5	62	15
12	5	81	J.	TORRES	ESP	Aprilia Racing Team - Red Devils	Aprilia RSV4 RF	20	29.247	1'42.326	276,9	1'40.974	271,4	4	190	5
13	16	40	R.	RAMOS	ESP	Team Go Eleven	Kawasaki ZX-10R	20	35.768	1'42.973	268,7	1'42.584	262,8	3	70	13
14	14	36	L.	MERCADO	ARG	BARNI Racing Team	Ducati Panigale R	20	37.933	1'42.661	272,0	1'41.908	268,7	2	108	11
15	17	86	A.	BADOVINI	ITA	BMW Motorrad Italia SBK Team	BMW S1000 RR	20	40.147	1'43.176	274,8	1'42.714	270,0	1	88	12
16	15	14	R.	DE PUNJET	FRA	VOLTCOM Crescent Suzuki	Suzuki GSX-R1000	20	40.275	1'43.610	270,7	1'42.486	266,7		39	17
17	3	59	N.	CANEPA	ITA	Althea Racing	Ducati Panigale R	20	45.846	1'41.913	271,4	1'40.508	270,0		27	20
18	20	75	G.	RIZMAYER	HUN	BMW Team Toth	BMW S1000 RR	20	1'15.451	1'45.049	264,7	1'43.826	263,4		3	29
19	22	48	A.	PHILLIS	AUS	Grillini SBK Team	Kawasaki ZX-10R	19	1 Lap	1'46.559	261,5	1'46.717				
20	21	10	I.	TOTH	HUN	BMW Team Toth	BMW S1000 RR	19	1 Lap	1'48.314	266,7	1'46.622			5	27
21	18	23	C.	PONSSON	FRA	Team Pedercini	Kawasaki ZX-10R	17	3 Laps	1'44.514	269,3	1'42.774	266,0		10	26
22	19	45	G.	VIZZIELLO	ITA	Grillini SBK Team	Kawasaki ZX-10R	17	3 Laps	1'45.009	257,8	1'43.746	259,6		3	30

AIR	Humidity:	65%	Temp:	25°C
TRACK	Condition:	Dry	Temp:	29°C

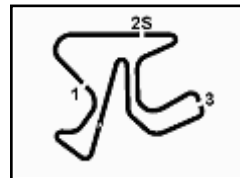
Fastest Lap	2° Jonathan Rea	1'41.136	157,439	Km/h
Lap Record:	2013 T.Sykes	1'41.691	156,580	Km/h
Best Lap:	2015 T.Sykes	1'40.292	158,760	Km/h

No.	Rider	From	To	Laps	Total
66	T. SYKES	1	20	20	20

No.	Rider	Laps
65	J. REA	159
66	T. SYKES	138
7	C. DAVIES	89
34	D. GIUGLIANO	16
91	L. HASLAM	10
60	M. VD MARK	5

20/09/2015 Start 10:31 End 11:06

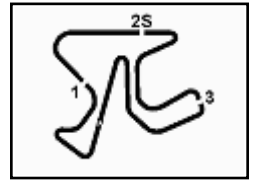
The results are provisional until the end of the time limit for protests and appeals and the completion of the technical checks.


Jerez, 18-19-20 September 2015
Superbike - Results Race 1

RACE HIGHLIGHTS

10.28.08		Warm-up Lap Start
10.31.02		Start
10.32.25		No Jump Start
10.34.56	59 Canepa	Crashed - Rider OK - Turn 6
10.35.05	59 Canepa	Re-joined
10.39.28	23 Ponsson	Technical Problem - Turn 1
10.50.20	45 Vizziello	Entered Pits
11.05.05		2015 J.REA FIM Superbike World Champion
11.06.44		End Of Session

20/09/2015 Start 10:31 End 11:06 The results are provisional until the end of the time limit for protests and appeals and the completion of the technical checks.

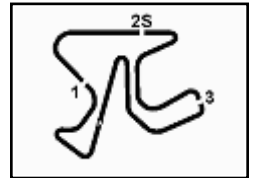


Jerez 4.423 m

Jerez, 18-19-20 September 2015
Superbike - Lap Chart Race 1

		Lap																			
		1	2	3	4	5	6	7	8	9	10	11	12	13	14	15	16	17	18	19	20
Pos	1	66	66	66	66	66	66	66	66	66	66	66	66	66	66	66	66	66	66	66	66
	2	65	65	65	65	65	65	7	7	7	7	7	7	7	7	7	7	7	7	7	7
	3	7	7	7	7	7	7	65	65	65	65	60	60	60	60	60	60	60	60	60	60
	4	59	59	91	91	91	91	60	91	91	91	65	65	91	65	65	65	65	65	65	65
	5	91	91	60	60	60	60	91	60	60	60	91	91	65	91	91	91	91	91	91	91
	6	60	60	55	55	55	55	55	55	55	55	55	55	55	55	55	55	55	55	55	55
	7	55	55	22	22	22	22	22	22	22	22	22	22	22	22	22	22	22	22	22	22
	8	1	22	1	1	1	1	1	1	1	1	1	1	1	1	1	1	1	1	1	15
	9	22	1	36	36	36	36	36	2	15	15	15	15	15	15	15	15	15	15	15	1
	10	36	36	44	44	44	44	2	36	2	2	2	2	2	2	2	2	2	2	2	2
	11	44	44	2	2	2	2	44	15	44	44	44	44	44	44	44	44	44	44	44	44
	12	40	40	15	15	15	15	15	44	36	36	36	81	81	81	81	81	81	81	81	81
	13	15	2	40	81	81	81	81	81	81	81	81	36	36	36	36	36	36	36	36	40
	14	2	15	86	40	40	40	86	86	86	86	40	40	40	40	40	40	40	40	40	36
	15	86	86	81	86	86	86	40	40	40	40	86	86	14	14	14	14	14	14	86	86
	16	14	14	14	14	14	14	14	14	14	14	14	14	86	86	86	86	86	86	14	14
	17	23	81	23	23	45	45	45	59	59	59	59	59	59	59	59	59	59	59	59	59
	18	81	23	45	45	75	75	75	75	75	75	75	75	75	75	75	75	75	75	75	75
	19	45	45	75	75	48	59	59	45	45	45	48	48	48	48	48	48	48	48	48	48
	20	48	75	48	48	59	48	48	48	48	48	10	10	10	10	10	10	10	10	10	10
	21	75	48	10	59	23	10	10	10	10	10	45	23	23	23	23	23	23	23	23	23
	22	10	10	59	10	10	23	23	23	23	23	23	45	45	45	45	45	45	45	45	45





Jerez 4.423 m

3 / 3

Jerez, 18-19-20 September 2015
Superbike - Lap Chart Race 1

6	55 M.Pirro (ITA)	8.054	14	40 R.Ramos (ESP)	33.282
7	22 A.Lowes (GBR)	10.946	15	14 R.de Puniet (FRA)	34.913
8	1 S.Guintoli (FRA)	15.740	16	86 A.Badovini (ITA)	35.126
9	15 M.Baiocco (ITA)	16.585	17	59 N.Canepa (ITA)	42.666
10	2 L.Camier (GBR)	19.187	18	75 G.Rizmayer (HUN)	1'04.384
11	44 D.Salom (ESP)	20.001	19	48 A.Phillis (AUS)	1'32.701
12	81 J.Torres (ESP)	21.276	20	10 I.Toth (HUN)	
13	36 L.Mercado (ARG)	24.699	21	23 C.Ponsson (FRA)	
14	40 R.Ramos (ESP)	29.222	22	45 G.Vizziello (ITA)	
15	14 R.de Puniet (FRA)	29.884			
16	86 A.Badovini (ITA)	30.250			
17	59 N.Canepa (ITA)	40.229			
18	75 G.Rizmayer (HUN)	54.072			
19	48 A.Phillis (AUS)	1'17.104			
20	10 I.Toth (HUN)	1'37.951			
21	23 C.Ponsson (FRA)				
22	45 G.Vizziello (ITA)				

Lap 18

1	66 T.Sykes (GBR)	
2	7 C.Davies (GBR)	2.663
3	60 M.vd Mark (NED)	5.597
4	65 J.Rea (GBR)	8.808
5	91 L.Haslam (GBR)	9.107
6	55 M.Pirro (ITA)	9.452
7	22 A.Lowes (GBR)	14.239
8	1 S.Guintoli (FRA)	18.348
9	15 M.Baiocco (ITA)	18.543
10	2 L.Camier (GBR)	19.792
11	44 D.Salom (ESP)	22.979
12	81 J.Torres (ESP)	25.044
13	36 L.Mercado (ARG)	32.713
14	40 R.Ramos (ESP)	33.851
15	86 A.Badovini (ITA)	36.230
16	14 R.de Puniet (FRA)	36.347
17	59 N.Canepa (ITA)	42.828
18	75 G.Rizmayer (HUN)	1'06.915
19	48 A.Phillis (AUS)	1'37.080
20	10 I.Toth (HUN)	

Lap 19

1	66 T.Sykes (GBR)	
2	7 C.Davies (GBR)	2.692
3	60 M.vd Mark (NED)	6.202
4	65 J.Rea (GBR)	9.556
5	91 L.Haslam (GBR)	9.841
6	55 M.Pirro (ITA)	10.218
7	22 A.Lowes (GBR)	15.445
8	15 M.Baiocco (ITA)	18.500
9	1 S.Guintoli (FRA)	19.251
10	2 L.Camier (GBR)	19.656
11	44 D.Salom (ESP)	23.676
12	81 J.Torres (ESP)	27.025
13	40 R.Ramos (ESP)	35.032
14	36 L.Mercado (ARG)	35.105
15	86 A.Badovini (ITA)	37.972
16	14 R.de Puniet (FRA)	38.167
17	59 N.Canepa (ITA)	43.922
18	75 G.Rizmayer (HUN)	1'10.637
19	48 A.Phillis (AUS)	
20	10 I.Toth (HUN)	

Lap 20

1	66 T.Sykes (GBR)	
2	7 C.Davies (GBR)	2.865
3	60 M.vd Mark (NED)	6.665
4	65 J.Rea (GBR)	9.059
5	91 L.Haslam (GBR)	9.318
6	55 M.Pirro (ITA)	10.466
7	22 A.Lowes (GBR)	15.945
8	15 M.Baiocco (ITA)	18.020
9	2 L.Camier (GBR)	18.654
10	1 S.Guintoli (FRA)	19.510
11	44 D.Salom (ESP)	24.441
12	81 J.Torres (ESP)	29.247
13	40 R.Ramos (ESP)	35.768
14	36 L.Mercado (ARG)	37.933
15	86 A.Badovini (ITA)	40.147
16	14 R.de Puniet (FRA)	40.275
17	59 N.Canepa (ITA)	45.846
18	75 G.Rizmayer (HUN)	1'15.451

Lap 15

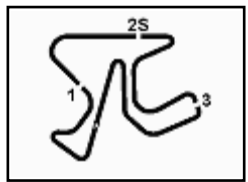
1	66 T.Sykes (GBR)	
2	7 C.Davies (GBR)	3.242
3	60 M.vd Mark (NED)	4.605
4	65 J.Rea (GBR)	7.390
5	91 L.Haslam (GBR)	7.641
6	55 M.Pirro (ITA)	8.268
7	22 A.Lowes (GBR)	11.803
8	1 S.Guintoli (FRA)	16.541
9	15 M.Baiocco (ITA)	17.175
10	2 L.Camier (GBR)	19.493
11	44 D.Salom (ESP)	20.940
12	81 J.Torres (ESP)	21.775
13	36 L.Mercado (ARG)	26.871
14	40 R.Ramos (ESP)	30.584
15	14 R.de Puniet (FRA)	31.627
16	86 A.Badovini (ITA)	31.937
17	59 N.Canepa (ITA)	41.312
18	75 G.Rizmayer (HUN)	57.409
19	48 A.Phillis (AUS)	1'22.303
20	10 I.Toth (HUN)	
21	23 C.Ponsson (FRA)	
22	45 G.Vizziello (ITA)	

Lap 16

1	66 T.Sykes (GBR)	
2	7 C.Davies (GBR)	3.235
3	60 M.vd Mark (NED)	4.872
4	65 J.Rea (GBR)	8.016
5	91 L.Haslam (GBR)	8.280
6	55 M.Pirro (ITA)	8.807
7	22 A.Lowes (GBR)	12.786
8	1 S.Guintoli (FRA)	17.154
9	15 M.Baiocco (ITA)	17.651
10	2 L.Camier (GBR)	19.760
11	44 D.Salom (ESP)	21.674
12	81 J.Torres (ESP)	22.560
13	36 L.Mercado (ARG)	28.930
14	40 R.Ramos (ESP)	31.961
15	14 R.de Puniet (FRA)	33.187
16	86 A.Badovini (ITA)	33.411
17	59 N.Canepa (ITA)	41.962
18	75 G.Rizmayer (HUN)	1'00.936
19	48 A.Phillis (AUS)	1'27.731
20	10 I.Toth (HUN)	
21	23 C.Ponsson (FRA)	
22	45 G.Vizziello (ITA)	

Lap 17

1	66 T.Sykes (GBR)	
2	7 C.Davies (GBR)	3.164
3	60 M.vd Mark (NED)	5.391
4	65 J.Rea (GBR)	8.660
5	91 L.Haslam (GBR)	9.001
6	55 M.Pirro (ITA)	9.247
7	22 A.Lowes (GBR)	13.523
8	1 S.Guintoli (FRA)	17.961
9	15 M.Baiocco (ITA)	18.118
10	2 L.Camier (GBR)	20.031
11	44 D.Salom (ESP)	22.533
12	81 J.Torres (ESP)	23.937
13	36 L.Mercado (ARG)	30.935



Jerez, 18-19-20 September 2015
Superbike - Best Sector & Speed Race 1

Jerez 4.423 m

Results

			Laps
1	66 T. SYKES	Kawasaki ZX-10R	20
2	7 C. DAVIES	Ducati Panigale R	2.865
3	60 M. VD MARK	Honda CBR1000RR SP	6.665
4	65 J. REA	Kawasaki ZX-10R	9.059
5	91 L. HASLAM	Aprilia RS-V4 RF	9.318
6	55 M. PIRRO	Ducati Panigale R	10.466
7	22 A. LOWES	Suzuki GSX-R1000	15.945
8	15 M. BAIOTTO	Ducati Panigale R	18.020
9	2 L. CAMIER	MV Agusta F4 RR	18.654
10	1 S. GUINTOLI	Honda CBR1000RR SP	19.510
11	44 D. SALOM	Kawasaki ZX-10R	24.441
12	81 J. TORRES	Aprilia RS-V4 RF	29.247
13	40 R. RAMOS	Kawasaki ZX-10R	35.768
14	36 L. MERCADO	Ducati Panigale R	37.933
15	86 A. BADOVINI	BMW S1000 RR	40.147
16	14 R. DE PUNIER	Suzuki GSX-R1000	40.275
17	59 N. CANEPA	Ducati Panigale R	45.846
18	75 G. RIZMAYER	BMW S1000 RR	1'15.451
19	48 A. PHILLIS	Kawasaki ZX-10R	1 Lap
20	10 I. TOTH	BMW S1000 RR	1 Lap
21	23 C. PONSSON	Kawasaki ZX-10R	3 Laps
22	45 G. VIZZIELLO	Kawasaki ZX-10R	3 Laps

Top Speeds

1	81 J. TORRES	Aprilia RS-V4 RF	276.9
2	65 J. REA	Kawasaki ZX-10R	275.5
3	91 L. HASLAM	Aprilia RS-V4 RF	275.5
4	60 M. VD MARK	Honda CBR1000RR SP	275.5
5	86 A. BADOVINI	BMW S1000 RR	274.8
6	55 M. PIRRO	Ducati Panigale R	273.4
7	15 M. BAIOTTO	Ducati Panigale R	273.4
8	22 A. LOWES	Suzuki GSX-R1000	272.7
9	1 S. GUINTOLI	Honda CBR1000RR SP	272.7
10	66 T. SYKES	Kawasaki ZX-10R	272.0
11	36 L. MERCADO	Ducati Panigale R	272.0
12	7 C. DAVIES	Ducati Panigale R	272.0
13	59 N. CANEPA	Ducati Panigale R	271.4
14	2 L. CAMIER	MV Agusta F4 RR	271.4
15	44 D. SALOM	Kawasaki ZX-10R	271.4
16	14 R. DE PUNIER	Suzuki GSX-R1000	270.7
17	23 C. PONSSON	Kawasaki ZX-10R	269.3
18	40 R. RAMOS	Kawasaki ZX-10R	268.7
19	10 I. TOTH	BMW S1000 RR	266.7
20	75 G. RIZMAYER	BMW S1000 RR	264.7
21	48 A. PHILLIS	Kawasaki ZX-10R	261.5
22	45 G. VIZZIELLO	Kawasaki ZX-10R	257.8

Seg. 1

1	66 T. SYKES	25.201
2	65 J. REA	25.327
3	7 C. DAVIES	25.378
4	59 N. CANEPA	25.380
5	55 M. PIRRO	25.398
6	91 L. HASLAM	25.415
7	22 A. LOWES	25.461
8	60 M. VD MARK	25.482
9	81 J. TORRES	25.533
10	2 L. CAMIER	25.625
11	15 M. BAIOTTO	25.633
12	36 L. MERCADO	25.688
13	1 S. GUINTOLI	25.722
14	40 R. RAMOS	25.739
15	44 D. SALOM	25.744
16	86 A. BADOVINI	25.751
17	14 R. DE PUNIER	25.817
18	23 C. PONSSON	26.052
19	75 G. RIZMAYER	26.152
20	45 G. VIZZIELLO	26.200
21	48 A. PHILLIS	26.582
22	10 I. TOTH	27.084

Seg. 2

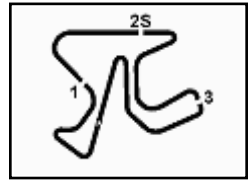
1	65 J. REA	14.758
2	66 T. SYKES	14.787
3	60 M. VD MARK	14.789
4	59 N. CANEPA	14.791
5	91 L. HASLAM	14.797
6	7 C. DAVIES	14.811
7	55 M. PIRRO	14.844
8	22 A. LOWES	14.851
9	81 J. TORRES	14.879
10	44 D. SALOM	14.915
11	86 A. BADOVINI	14.925
12	15 M. BAIOTTO	14.933
13	36 L. MERCADO	14.965
14	1 S. GUINTOLI	14.989
15	2 L. CAMIER	15.003
16	23 C. PONSSON	15.037
17	40 R. RAMOS	15.045
18	14 R. DE PUNIER	15.111
19	75 G. RIZMAYER	15.234
20	45 G. VIZZIELLO	15.248
21	48 A. PHILLIS	15.299
22	10 I. TOTH	15.539

Seg. 3

1	66 T. SYKES	29.991
2	65 J. REA	30.088
3	7 C. DAVIES	30.237
4	91 L. HASLAM	30.265
5	59 N. CANEPA	30.317
6	55 M. PIRRO	30.326
7	22 A. LOWES	30.341
8	60 M. VD MARK	30.356
9	1 S. GUINTOLI	30.515
10	81 J. TORRES	30.562
11	2 L. CAMIER	30.564
12	15 M. BAIOTTO	30.568
13	36 L. MERCADO	30.571
14	44 D. SALOM	30.602
15	40 R. RAMOS	30.713
16	14 R. DE PUNIER	30.833
17	86 A. BADOVINI	30.951
18	23 C. PONSSON	30.988
19	45 G. VIZZIELLO	31.245
20	75 G. RIZMAYER	31.340
21	48 A. PHILLIS	31.965
22	10 I. TOTH	32.461

Seg. 4

1	65 J. REA	30.963
2	60 M. VD MARK	30.995
3	66 T. SYKES	31.033
4	91 L. HASLAM	31.102
5	7 C. DAVIES	31.111
6	81 J. TORRES	31.206
7	55 M. PIRRO	31.221
8	22 A. LOWES	31.245
9	59 N. CANEPA	31.251
10	1 S. GUINTOLI	31.256
11	2 L. CAMIER	31.361
12	15 M. BAIOTTO	31.367
13	36 L. MERCADO	31.377
14	44 D. SALOM	31.395
15	86 A. BADOVINI	31.395
16	40 R. RAMOS	31.430
17	14 R. DE PUNIER	31.574
18	23 C. PONSSON	31.736
19	45 G. VIZZIELLO	32.048
20	75 G. RIZMAYER	32.055
21	48 A. PHILLIS	32.510
22	10 I. TOTH	32.933


Jerez, 18-19-20 September 2015
Superbike - Chronological Analysis Race 1

Start at 10:30'25.125

Lap	Seq. 1	Seq. 2	Seq. 3	Seq. 4	Lap Time	km/h	Local Time
13	26.055	15.226	30.998	32.067	1'44.346	269.3	10:52'59.512
14	25.985	15.267	31.239	32.125	1'44.616	266.0	10:54'44.128
15	26.128	15.364	31.284	32.303	1'45.079	268.0	10:56'29.207
16	26.174	15.395	31.274	32.212	1'45.055	266.0	10:58'14.262
17	26.091	15.358	31.295	32.414	1'45.158	267.3	10:59'59.420
18	26.054	15.474	31.356	32.453	1'45.337	264.7	11:01'44.757
19	26.320	15.461	31.533	32.483	1'45.797	267.3	11:03'30.554
20	26.342	16.602	31.630	32.615	1'47.189	262.8	11:05'17.743

75 G. RIZMAYER (1'45.049)

Lap	Seq. 1	Seq. 2	Seq. 3	Seq. 4	Lap Time	km/h	Local Time
1	34.193	15.574	31.786	32.511	1'54.064	258.4	10:32'19.189
2	26.576	15.234	31.420	32.124	1'45.354	264.7	10:34'04.543
3	26.306	15.273	31.408	32.220	1'45.207	260.9	10:35'49.750
4	26.367	15.492	31.577	32.055	1'45.491	259.0	10:37'35.241
5	26.152	15.347	31.344	32.206	1'45.049	260.2	10:39'20.290
6	26.515	15.412	31.340	32.211	1'45.478	259.0	10:41'05.768
7	26.353	15.462	31.747	32.324	1'45.886	260.9	10:42'51.654
8	26.440	15.517	31.704	32.490	1'46.151	259.6	10:44'37.805
9	26.478	15.370	31.428	32.443	1'45.719	258.4	10:46'23.524
10	26.282	15.397	31.390	32.407	1'45.476	259.6	10:48'09.000
11	26.168	15.510	31.340	32.452	1'45.470	258.4	10:49'54.470
12	26.351	15.492	31.654	32.453	1'45.950	257.8	10:51'40.420
13	26.493	15.589	31.600	32.751	1'46.433	259.0	10:53'26.853
14	26.467	15.499	31.974	32.708	1'46.648	257.8	10:55'13.501
15	26.414	15.518	31.689	32.623	1'46.244	256.5	10:56'59.745
16	26.542	15.622	31.779	32.580	1'46.523	257.1	10:58'46.268
17	26.511	15.569	31.907	32.614	1'46.601	254.1	11:00'32.869
18	26.479	15.502	31.551	32.558	1'46.090	257.8	11:02'18.959
19	26.695	15.750	31.927	32.755	1'47.127	252.3	11:04'06.086
20	28.109	15.677	32.054	33.335	1'49.175	255.9	11:05'55.261

48 A. PHILLIS (1'46.559)

Lap	Seq. 1	Seq. 2	Seq. 3	Seq. 4	Lap Time	km/h	Local Time
1	33.214	15.495	32.171	32.826	1'53.706	261.5	10:32'18.831
2	26.750	15.334	31.965	32.510	1'46.559	260.9	10:34'05.390
3	26.582	15.299	32.135	32.813	1'46.829	259.0	10:35'52.219
4	26.635	15.413	32.018	32.911	1'46.977	257.1	10:37'39.196
5	26.694	15.585	32.118	32.888	1'47.285	256.5	10:39'26.481
6	26.900	15.551	32.093	32.858	1'47.402	260.9	10:41'13.883
7	26.761	15.440	32.059	32.862	1'47.122	257.8	10:43'01.005
8	27.465	15.483	32.132	32.992	1'48.072	253.5	10:44'49.077
9	26.728	15.551	32.240	32.909	1'47.428	254.7	10:46'36.505
10	26.765	15.548	32.015	32.970	1'47.298	254.7	10:48'23.803
11	26.792	15.450	32.254	33.881	1'48.377	255.3	10:50'12.180
12	27.698	15.504	32.510	32.983	1'48.695	256.5	10:52'00.875
13	26.949	15.563	32.261	32.974	1'47.747	257.8	10:53'48.622
14	27.009	15.632	32.323	32.947	1'47.911	255.3	10:55'36.533
15	26.877	15.546	32.368	33.315	1'48.106	255.3	10:57'24.639
16	27.096	15.566	32.631	33.131	1'48.424	256.5	10:59'13.063
17	27.072	15.704	32.351	32.996	1'48.123	255.3	11:01'01.186
18	27.035	15.549	32.341	33.013	1'47.938	257.8	11:02'49.124
19	27.149	15.566	32.309	37.444	1'52.468	256.5	11:04'41.592

10 I. TOOTH (1'48.314)

Lap	Seq. 1	Seq. 2	Seq. 3	Seq. 4	Lap Time	km/h	Local Time
1	34.990	15.863	32.979	33.253	1'57.085	266.0	10:32'22.210
2	27.281	15.641	32.918	33.038	1'48.878	264.7	10:34'11.088
3	27.108	15.570	33.374	33.353	1'49.405	264.7	10:36'00.493
4	27.442	15.602	32.852	33.147	1'49.043	266.0	10:37'49.536
5	27.250	15.647	32.839	33.134	1'48.870	264.1	10:39'38.406
6	27.205	15.574	32.837	33.019	1'48.635	264.7	10:41'27.041
7	27.199	15.598	32.873	33.127	1'48.797	264.1	10:43'15.838
8	27.233	15.607	33.742	33.096	1'49.678	264.7	10:45'05.516
9	27.164	15.621	32.754	32.933	1'48.472	262.8	10:46'53.988
10	27.215	15.581	32.671	33.153	1'48.620	263.4	10:48'42.608
11	27.084	15.550	32.461	33.219	1'48.314	265.4	10:50'30.922
12	27.184	15.626	32.700	33.270	1'48.780	263.4	10:52'19.702
13	27.255	15.576	32.623	33.129	1'48.583	265.4	10:54'08.285
14	27.272	15.669	32.927	33.227	1'49.095	262.1	10:55'57.380
15	27.343	15.539	34.016	34.431	1'51.329	264.7	10:57'48.709
16	29.375	17.872	35.081	33.694	1'56.022	259.6	10:59'44.731
17	29.837	15.887	35.404	33.736	1'54.864	266.7	11:01'39.595
18	27.351	15.569	32.862	33.210	1'48.992	265.4	11:03'28.587
19	27.797	17.448	34.853	34.137	1'54.235	260.2	11:05'22.822

23 C. PONSSON (1'44.514)

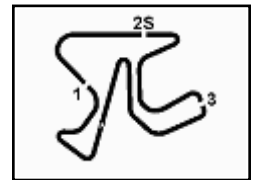
Lap	Seq. 1	Seq. 2	Seq. 3	Seq. 4	Lap Time	km/h	Local Time
1	32.897	15.281	31.355	31.736	1'51.269	269.3	10:32'16.394
2	26.946	15.037	30.988	31.998	1'44.969	266.7	10:34'01.363
3	26.052	15.061	31.215	32.186	1'44.514	266.0	10:35'45.877
4	26.653	15.239	31.613	32.359	1'45.864	262.8	10:37'31.741
5	26.352	15.236	31.301	44.349	1'57.238	262.1	10:39'28.979
6	4'37.043	15.872	32.885	33.521	5'59.321	256.5	10:45'28.300
7	26.457	15.456	31.531	32.433	1'45.877	257.8	10:47'14.177
8	27.988	15.912	31.712	32.632	1'48.244	259.0	10:49'02.421

86 A. BADOVINI (1'43.176)

Lap	Seq. 1	Seq. 2	Seq. 3	Seq. 4	Lap Time	km/h	Local Time
1	32.702	15.114	31.272	31.770	1'50.858	273.4	10:32'15.983
2	25.893	14.925	30.963	31.395	1'43.176	274.8	10:33'59.159
3	25.993	15.029	30.951	31.522	1'43.495	273.4	10:35'42.654
4	26.167	15.103	31.343	31.703	1'44.316	270.0	10:37'26.970
5	25.751	15.041	31.016	31.699	1'43.507	270.7	10:39'10.477
6	25.967	15.146	31.264	31.817	1'44.194	268.7	10:40'54.671
7	25.939	15.281	31.037	31.750	1'44.007	268.7	10:42'38.678
8	26.039	15.142	31.067	31.797	1'44.045	268.0	10:44'22.723
9	25.965	15.091	31.133	31.983	1'44.172	271.4	10:46'06.895
10	26.005	15.131	31.134	31.865	1'44.135	270.0	10:47'51.030
11	26.044	15.205	31.299	32.067	1'44.615	268.7	10:49'35.645
12	26.290	15.195	31.080	31.842	1'44.407	268.7	10:51'20.052
13	26.083	15.128	32.079	31.849	1'45.139	270.0	10:53'05.191
14	26.199	15.141	31.221	31.927	1'44.488	272.7	10:54'49.679
15	26.137	15.107	31.353	31.997	1'44.594	272.7	10:56'34.273
16	26.159	15.084	31.281	31.946	1'44.470	273.4	10:58'18.743
17	26.364	15.113	31.412	31.979	1'44.868	274.1	11:00'03.611
18	26.348	15.093	31.339	31.883	1'44.663	273.4	11:01'48.274
19	26.352	15.183	31.434	32.178	1'45.147	270.7	11:03'33.421
20	26.482	15.332	32.007	32.715	1'46.536	268.7	11:05'19.957

14 R. DE PUNNET (1'43.610)

Lap	Seq. 1	Seq. 2	Seq. 3	Seq. 4	Lap Time	km/h	Local Time
1	32.767	15.313	31.262	31.659	1'51.001	270.0	10:32'16.126
2	25.971	15.111	30.975	31.593	1'43.650	269.3	10:33'59.776
3	25.817	15.153	31.159	31.690	1'43.819	270.0	10:35'43.595
4	26.024	15.233	30.983	31.656	1'43.896	266.0	10:37'27.491
5	25.952	15.117	30.833	31.708	1'43.610	266.0	10:39'11.101
6	26.198	15.188	31.002	31.574	1'43.962	267.3	10:40'55.063
7	26.057	15.149	31.300	31.684	1'44.190	269.3	10:42'39.253
8	26.105	15.154	30.932	31.692	1'43.883	267.3	10:44'23.136
9	26.133	15.176	31.088	31.780	1'44.177	269.3	10:46'07.313
10	26.252	15.181	31.058	31.933	1'44.424	268.7	10:47'51.737
11	26.076	15.280	31.135	31.835	1'44.326	267.3	10:49'36.063
12	26.098	15.212	31.133	31.949	1'44.392	270.7	10:51'20.455
13	26.203	15.202	31.169	31.726	1'44.300	268.7	10:53'04.755
14	26.044	15.179	31.123	32.212	1'44.558	268.7	10:54'49.313
15	26.135	15.242	31.247	32.026	1'44.650	269.3	10:56'33.963
16	26.163	15.286	31.116	31.991	1'44.556	264.7	10:58'18.519
17	26.3						



Jerez 4.423 m

Jerez, 18-19-20 September 2015
Superbike - Chronological Analysis Race 1

Start at 10:30'25.125

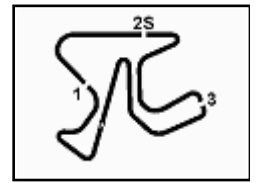
9	26.448	15.262	35.445	44.476	2'01.631	259.6	10:51'04.052
10	26.598	15.281	31.336	32.288	1'45.503	262.8	10:52'49.555
11	26.792	20.176	35.982	32.404	1'55.354	174.8	10:54'44.909
12	26.318	15.188	31.261	32.280	1'45.047	264.7	10:56'29.956
13	26.255	15.203	31.676	32.320	1'45.454	265.4	10:58'15.410
14	26.367	15.293	31.293	32.295	1'45.248	260.9	11:00'00.658
15	26.310	15.316	31.338	32.293	1'45.257	261.5	11:01'45.915
16	26.391	15.201	31.384	32.228	1'45.204	267.3	11:03'31.119
17	26.269	15.350	31.472	32.461	1'45.552	262.8	11:05'16.671

4 / 4

45 G. VIZZIELLO (1'45.009)

Lap	Seq. 1	Seq. 2	Seq. 3	Seq. 4	Lap Time	km/h	Local Time
1	33.531	15.508	31.938	32.617	1'53.594	256.5	10:32'18.719
2	26.200	15.254	31.330	32.225	1'45.009	257.8	10:34'03.728
3	26.228	15.248	31.880	32.198	1'45.554	256.5	10:35'49.282
4	26.236	15.367	31.418	32.048	1'45.069	254.1	10:37'34.351
5	26.272	15.358	31.439	32.203	1'45.272	254.7	10:39'19.623
6	26.283	15.483	31.542	32.319	1'45.627	254.1	10:41'05.250
7	26.558	15.516	31.615	32.440	1'46.129	254.1	10:42'51.379
8	26.499	15.465	31.676	32.823	1'46.463	254.1	10:44'37.842
9	26.664	15.559	31.735	32.663	1'46.621	250.6	10:46'24.463
10	26.923	15.481	32.251	32.642	1'47.297	243.2	10:48'11.760
11	28.116	19.048	42.748	4'51.385	6'21.297 P	175.6	10:54'33.057
12	39.021	15.741	35.337	32.320	2'02.419 P	254.1	10:56'35.476
13	26.420	15.281	31.357	32.213	1'45.271	254.7	10:58'20.747
14	26.503	15.326	31.245	32.129	1'45.203	254.7	11:00'05.950
15	26.466	15.532	31.415	32.291	1'45.704	256.5	11:01'51.654
16	26.675	15.631	31.953	32.698	1'46.957	254.7	11:03'38.611
17	26.639	15.587	32.614	32.701	1'47.541	253.5	11:05'26.152

P = Pits In/Out - C = Lap-Time Cancelled



Jerez, 18-19-20 September 2015
Superbike - Championship Standings

Jerez 4.423 m

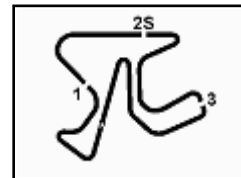
1 / 2

Rank	Rider	Points	Points From First	Points From Previous	February 22 PHILLIP ISLAND		March 22 BURIRAM		April 12 ARAGON		April 19 ASSEN		May 10 IMOLA		May 24 DONINGTON PARK		June 7 PORTIMÃO		June 21 MISANO		July 19 LAGUNA SECA		August 2 SEPANG		September 20 JEREZ		October 4 MAGNY COURS		October 18 LOSAIL	
					1	2	1	2	1	2	1	2	1	2	1	2	1	2	1	2	1	2	1	2	1	2	1	2	1	2
1	REA Jonathan (GBR)	465			25	20	25	25	25	25	25	25	25	25	20	20	25	25	20	25	16	16	25	20	13					
2	DAVIES Chaz (GBR)	328	137		16	16	5	1	20	25	20	20			16	16	16	13	16	13	25	25	20	25	20					
3	SYKES Tom (GBR)	320	145	8	10	13	16	11	16		11	11	20	20	25	25	20	8	25	11	20	20	11	2	25					
4	HASLAM Leon (GBR)	270	195	50	20	25	20	20	13	16	13	13	13		13	13	4	16	11	16	3	11	9	10	11					
5	TORRES Jordi (ESP)	190	275	80	13		13	13	11	13	10	10		16	9	9	5	9	9		11	13	6	16	4					
6	GUINTOLI Sylvain (FRA)	168	297	22	9	11	11	10	7		8	9	11		8	8	11	10	7	7	9		13	13	6					
7	VD MARK Michael (NED)	141	324	27	11		9		8	16	16	7		7	7	7	10	7	11	6	6	8	9	11	16					
8	LOWES Alex (GBR)	121	344	20	7		9	16	2		7		4	6	10	10	6	3	4		10		10	8	9					
9	GIUGLIANO Davide (ITA)	119	346	2									16	13	11		13	20	13	20	13									
10	BAIOCCO Matteo (ITA)	115	350	4	5	7	10	8	4	5	4	5	8	10	8	10	6		10	6	1		3	8	7	8				
11	MERCADO Leandro (ARG)	108	357	7	4	5	6	6	8	9	5	2	9	8	5	3	8	7	5		7	7	1	1	2					
12	BADOVINI Ayrton (ITA)	88	377	20					7		4	10	11	11	7	9	4	9	5		10				1					
13	RAMOS Román (ESP)	70	395	18	6	1	2		3	4	3	1	5	9	3	5	5	2	2	4	4	2	6	3	13					
14	CAMIER Leon (GBR)	69	396	1	6	8			6	1	6	6			7				3		6	6	3	4	7					
15	SALOM David (ESP)	62	403	7			8	7	10		2	3			6	4	2		1				5	9	5					
16	TEROL Nicolas (ESP)	54	411	8	8	10	4	4	9	6	7				4		1	1							16					
17	DE PUNIET Randy (FRA)	39	426	15	9	3			3						2	2	3				5	5	4	3						
18	FORES Xavi (ESP)	38	427	1					10	11	9	8													18					
19	BIAGGI Max (ITA)	36	429	2															10	10			16							
20	CANEPA Niccolò (ITA)	27	438	9					1		1				1						4		8	7	5					
21	PIRRO Michele (ITA)	26	439	1																	8	8			10					
22	BARRAGÁN Santiago (ESP)	17	448	9	3				5				3	5		1														
23	BAYLISS Troy (AUS)	15	450	2	3		7	5																						
24	FABRIZIO Michel (ITA)	13	452	2									6	7																
25	BARRIER Sylvain (FRA)	10	455	3	1	4	2	3																						
26	PONSSON Christophe (FRA)	10	455	0			1		2				2								2	1								

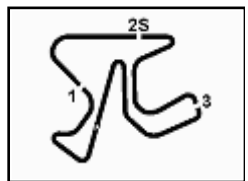
First Line: Championship Standings - Second Line: Ranking Progression

FICR PEROGIA TING





	Points	Points From First	Points From Previous	Races																				
				February 22 PHILLIP ISLAND	March 22 BURIRAM	April 12 ARAGON	April 19 ASSEN	May 10 IMOLA	May 24 DONINGTON PARK	June 7 PORTIMÃO	June 21 MISANO	July 19 LAGUNA SECA	August 2 SEPANG	September 20 JEREZ	October 4 MAGNY COURS	October 18 LOSAIL								
27 TOTH Imre (HUN)	5	460	5					1 27	4 23	23	23	23	24	26	27	27	27	27	27	27				
28 REITERBERGER Markus (GER)	3	462	2											3 28		28	28	28	28	28				
29 RIZMAYER Gábor (HUN)	3	462	0					3 25		25	25	25	25	27	28	28	28	28	28	28				
30 VIZZIELLO Gianluca (ITA)	3	462	0											1 32	2 28	28	28	28	28	28				
31 PEGRAM Larry (USA)	2	463	1	2 18	19	19	21	22	22	22	24	26	27	27	27	27	29	30	30	31	31	31	31	
32 METCHER Jed (AUS)	2	463	0	2 14	18	19	19	21	22	22	22	24	26	27	27	27	27	29	30	30	31	31	31	31



Jerez, 18-19-20 September 2015
Superbike - Manufacturers Standings

Jerez 4.423 m

Points	Points From First	Points From Previous	February 22 PHILLIP ISLAND		March 22 BURIRAM		April 12 ARAGON		April 19 ASSEN		May 10 IMOLA		May 24 DONINGTON PARK		June 7 PORTIMÃO		June 21 MISANO		July 19 LAGUNA SECA		August 2 SEPANG		September 20 JEREZ		October 4 MAGNY COURS		October 18 LOSAIL	
			1	2	1	2	1	2	1	2	1	2	1	2	1	2	1	2	1	2	1	2	1	2	1	2	1	2
1	KAWASAKI	500	25	20	25	25	25	20	25	25	25	25	25	25	25	25	25	20	20	25	20	25	20	25				
			1	1	1	1	1	1	1	1	1	1	1	1	1	1	1	1	1	1	1	1	1	1				
2	DUCATI	383	16	16	10	8	20	25	20	20	16	13	16	16	16	20	16	20	25	25	20	25	20	20				
		117	3	3	3	3	3	3	3	3	3	3	3	2	2	2	2	2	2	2	2	2	2	2				
3	APRILIA	310	20	25	20	20	13	16	13	13	13	16	13	13	5	16	11	16	11	13	16	16	11					
		190	2	1	2	2	2	2	2	2	2	2	2	3	3	3	3	3	3	3	3	3	3	3				
		73																										
4	HONDA	213	11	11	11	10	7	8	16	16	11		8	8	11	11	7	7	9	9	13	13	16					
		287	4	4	4	4	4	4	4	4	4	4	4	4	4	4	4	4	4	4	4	4	4	4				
		97																										
5	SUZUKI	136	7	9	9	16		3	7	4	6	10	10	6	3	4	10	5	10	8	10	8	9					
		364	5	5	5	5	5	5	5	5	5	5	5	5	5	5	5	5	5	5	5	5	5	5				
		77																										
6	BMW	98	1	4	2	3		7	4	10	11	11	7	9	4	9	5	10		6	6	1						
		402	7	7	7	7	7	7	7	7	6	6	6	6	6	6	6	6	6	6	6	6	6	6				
		38																										
7	MV AGUSTA	69	6	8			6	1	6	6		6	7	7		3	6	6	3	4	7							
		431	6	6	6	6	6	6	6	6	6	6	7	7	7	7	7	7	7	7	7	7	7	7				
		29																										
8	EBR	4	2				1		1																			
		496	8		8	8	8	8	8	8	8	8	8	8	8	8	8	8	8	8	8	8	8	8				
		65																										

First Line: Championship Standings - Second Line: Ranking Progression

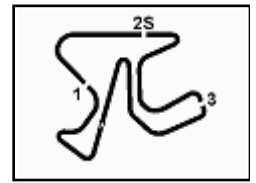
PIRELLI PERODIA TIRING



Official Tyre Supplier



Official Timekeeper



Jerez, 18-19-20 September 2015
Superbike - Pirelli Best Lap Award

Jerez 4.423 m

Points	Points From First	Points From Previous	February 22	March 22	April 12	April 19	May 10	May 24	June 7	June 21	July 19	August 2	September 20	October 4	October 18	
			PHILLIP ISLAND	BURIRAM	ARAGON	ASSEN	IMOLA	DONINGTON PARK	PORTIMÃO	MISANO	LAGUNA SECA	SEPANG	JEREZ	MAGNY COURS	LOSAIL	
Fastest Laps																
1 REA Jonathan (GBR)	9			1 1		1		1 1	1 1	1			1			
2 DAVIES Chaz (GBR)	5 4		1		1	1					1	1				
3 SYKES Tom (GBR)	5 4 0				1		1	1			1	1				
4 HASLAM Leon (GBR)	1 8 4		1													
5 GIUGLIANO Davide (ITA)	1 8 0									1						