

Jerez, 18-19-20 September 2015
Superbike - Starting Grid - Race 2
20 Laps x 4,423 km = 88,460 km

Jerez 4.423 m

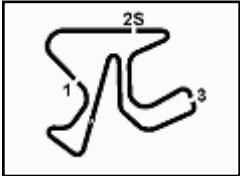


1	66 SYKES T. Kawasaki 1'40.292 SP2	2	65 REA J. Kawasaki 1'40.500 SP2	3	59 CANEPA N. Ducati 1'40.508 SP2
2	60 VD MARK M. Honda 1'40.956 SP2	5	81 TORRES J. Aprilia 1'40.974 SP2	6	7 DAVIES C. Ducati 1'41.155 SP2
3	55 PIRRO M. Ducati 1'41.185 SP2	8	15 BAIOTTO M. Ducati 1'41.415 SP2	9	22 LOWES A. Suzuki 1'41.427 SP2
4	1 GUINTOLI S. Honda 1'41.467 SP2	11	91 HASLAM L. Aprilia 1'41.512 SP2	12	44 SALOM D. Kawasaki
5	2 CAMIER L. MV Agusta 1'41.745 SP1	14	36 MERCADO L. Ducati 1'41.908 SP1	15	14 DE PUNIET R. Suzuki 1'42.486 SP1
6	40 RAMOS R. Kawasaki 1'42.584 SP1	17	86 BADOVINI A. BMW 1'42.714 SP1	18	23 PONSSON C. Kawasaki 1'42.774 SP1
7	45 VIZZIELLO G. Kawasaki 1'43.746 SP1	20	75 RIZMAYER G. BMW 1'43.826 SP1	21	10 TOTH I. BMW 1'46.622 FP
8	48 PHILLIS A. Kawasaki 1'46.717 FP				

Jury President

..... Race Director





Jerez, 18-19-20 September 2015

Superbike - Results Race 2

Laps 20 = 88,460 Km - Time Of Race 34'29.546 - Avg. 153,877 km/h

Jerez 4.423 m

1 / 2

Pos	Race	Grid	No.	Rider	Nat	Team	Bike	LL	Gap	Fastest Lap	Speed	Qualifying		Ranking				
												Time	Speed	R1	R2	Tot	Pos	
1	6	7	C.	DAVIES	GBR	Aruba.it Racing-Ducati SBK Team	Ducati Panigale R	20		1'42.602	268,7	1'41.155	268,0	20	25	353	2	
2	5	81	J.	TORRES	ESP	Aprilia Racing Team - Red Devils	Aprilia RSV4 RF	20	1.840	1'42.624	274,1	1'40.974	271,4	4	20	210	5	
3	11	91	L.	HASLAM	GBR	Aprilia Racing Team - Red Devils	Aprilia RSV4 RF	20	2.335	1'42.311	275,5	1'41.512	270,7	11	16	286	4	
4	2	65	J.	REA	GBR	Kawasaki Racing Team	Kawasaki ZX-10R	20	7.619	1'42.631	275,5	1'40.500	273,4	13	13	478	1	
5	1	66	T.	SYKES	GBR	Kawasaki Racing Team	Kawasaki ZX-10R	20	11.500	1'42.238	273,4	1'40.292	273,4	25	11	331	3	
6	8	15	M.	BAIOCCO	ITA	Althea Racing	Ducati Panigale R	20	12.705	1'43.206	267,3	1'41.415	266,0	8	10	125	8	
7	7	55	M.	PIRRO	ITA	Aruba.it Racing-Ducati SBK Team	Ducati Panigale R	20	12.995	1'42.932	271,4	1'41.185	269,3	10	9	35	20	
8	13	2	L.	CAMIER	GBR	MV Agusta Reparto Corse	MV Agusta F4 RR	20	15.332	1'43.485	267,3	1'41.745	269,3	7	8	77	13	
9	10	1	S.	GUINTOLI	FRA	PATA Honda World Superbike Team	Honda CBR1000RR SP	20	18.411	1'43.333	274,1	1'41.467	268,0	6	7	175	6	
10	14	36	L.	MERCADO	ARG	BARNI Racing Team	Ducati Panigale R	20	21.544	1'43.449	272,7	1'41.908	268,7	2	6	114	11	
11	3	59	N.	CANEPA	ITA	Althea Racing	Ducati Panigale R	20	23.448	1'43.266	270,0	1'40.508	270,0		5	32	21	
12	12	44	D.	SALOM	ESP	Team Pedercini	Kawasaki ZX-10R	20	27.790	1'44.016	270,7	0.000	267,3	5	4	66	15	
13	4	60	M.	VD MARK	NED	PATA Honda World Superbike Team	Honda CBR1000RR SP	20	31.948	1'42.486	272,0	1'40.956	269,3	16	3	144	7	
14	17	86	A.	BADOVINI	ITA	BMW Motorrad Italia SBK Team	BMW S1000 RR	20	33.001	1'44.056	271,4	1'42.714	270,0	1	2	90	12	
15	18	23	C.	PONSSON	FRA	Team Pedercini	Kawasaki ZX-10R	20	55.353	1'45.403	266,7	1'42.774	266,0		1	11	25	
16	20	75	G.	RIZMAYER	HUN	BMW Team Toth	BMW S1000 RR	20	1'09.045	1'45.474	260,2	1'43.826	263,4			3	29	
17	19	45	G.	VIZZIELLO	ITA	Grillini SBK Team	Kawasaki ZX-10R	20	1'24.797	1'45.154	259,6	1'43.746	259,6			3	30	
18	9	22	A.	LOWES	GBR	VOLTCOM Crescent Suzuki	Suzuki GSX-R1000	20	1'37.110	1'43.199	268,0	1'41.427	271,4	9		121	9	
19	22	48	A.	PHILLIS	AUS	Grillini SBK Team	Kawasaki ZX-10R	20	1'42.754	1'47.405	260,2	1'46.717						
20	21	10	I.	TOTH	HUN	BMW Team Toth	BMW S1000 RR	20	1'43.004	1'47.158	266,0	1'46.622				5	27	
-----Not Classified-----																		
RET	16	40	R.	RAMOS	ESP	Team Go Eleven	Kawasaki ZX-10R	19	1 Lap	1'44.016	266,7	1'42.584	262,8	3		70	14	
RET	15	14	R.	DE PUNIET	FRA	VOLTCOM Crescent Suzuki	Suzuki GSX-R1000	5	15 Laps	1'43.896	269,3	1'42.486	266,7			39	17	

AIR	Humidity:	51%	Temp:	29°C
TRACK	Condition:	Dry	Temp:	43°C

Fastest Lap	2° Tom Sykes	1'42.238	155,742	Km/h
Lap Record:	2015 J.Rea	1'41.136	157,440	Km/h
Best Lap:	2015 T.Sykes	1'40.292	158,760	Km/h

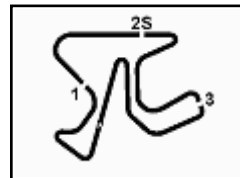
LAP LEADERS				
No.	Rider	From	To	Total
66	T. SYKES	1	10	10
7	C. DAVIES	11	20	10

TOTAL LEADER LAPS		
No.	Rider	Laps
65	J. REA	159
66	T. SYKES	148
7	C. DAVIES	99
34	D. GIUGLIANO	16
91	L. HASLAM	10
60	M. VD MARK	5

20/09/2015 Start 13:10 End 13:47 The results are provisional until the end of the time limit for protests and appeals and the completion of the technical checks.

FCR PEROGIA TUNING




Jerez, 18-19-20 September 2015
Superbike - Results Race 2

RACE HIGHLIGHTS

13.07.43		Warm-up Lap Start
13.10.51		Start
13.13.56		No Jump Start
13.15.36	22 Lowes	Entered Pits
13.17.04	22 Lowes	Under Investigation
13.19.12	22 Lowes	Ride through
13.19.46	22 Lowes	Ride through as for art. 1.22
13.20.51	14 de Puniet	Technical Problem - Turn 11
13.21.21	14 de Puniet	Out
13.23.23	22 Lowes	Entered Pits
13.37.28	60 vd Mark	Crashed - Rider OK - Turn 10
13.37.48	60 vd Mark	Re-joined
13.44.38	40 Ramos	Technical Problem - Turn 4
13.44.57		2015 Kawasaki FIM WSBK Manufacturer Champion
13.47.05		End Of Session

20/09/2015 Start 13:10 End 13:47

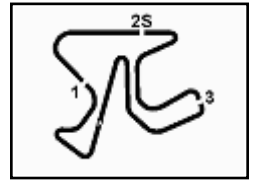
The results are provisional until the end of the time limit for protests and appeals and the completion of the technical checks.

FCR PEROGIA TUNING


Official Tyre Supplier



Official Timekeeper

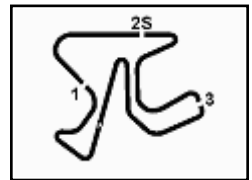


Jerez 4.423 m

Jerez, 18-19-20 September 2015
Superbike - Lap Chart Race 2

		Lap																			
		1	2	3	4	5	6	7	8	9	10	11	12	13	14	15	16	17	18	19	20
Pos	1	66	66	66	66	66	66	66	66	66	66	7	7	7	7	7	7	7	7	7	7
	2	7	7	7	7	7	7	7	7	7	7	66	81	81	81	81	81	81	81	81	81
	3	81	81	81	81	81	81	81	81	81	81	81	91	91	91	91	91	91	91	91	91
	4	65	65	65	65	65	65	65	91	91	91	91	60	60	60	60	65	65	65	65	65
	5	60	91	91	91	91	91	91	65	65	60	60	66	66	65	65	66	66	66	66	66
	6	91	60	60	60	60	60	60	60	60	65	65	65	65	66	66	55	55	15	15	15
	7	59	55	55	55	55	55	55	55	55	55	55	55	55	55	55	15	15	55	55	55
	8	55	59	59	59	15	15	15	15	15	15	15	15	15	15	15	1	2	2	2	2
	9	15	15	15	15	1	1	1	1	1	1	1	1	1	1	1	2	1	1	1	1
	10	1	1	1	1	59	59	59	59	59	59	59	59	2	2	2	36	36	36	36	36
	11	2	2	2	2	2	2	2	2	2	2	2	2	59	59	59	59	59	59	59	59
	12	36	36	36	36	36	36	36	36	36	36	36	36	36	36	36	44	44	44	44	44
	13	22	86	86	86	86	86	86	86	86	86	86	86	86	86	44	44	86	40	86	60
	14	86	40	40	40	40	40	40	44	44	44	44	44	44	44	86	86	40	86	86	86
	15	40	44	44	44	44	44	44	40	40	40	40	40	40	40	40	60	60	60	60	23
	16	44	22	14	14	14	23	23	23	23	23	23	23	23	23	23	23	23	23	23	75
	17	14	14	23	23	23	45	45	45	75	75	75	75	75	75	75	75	75	75	75	45
	18	23	45	45	45	45	75	75	75	45	45	45	45	45	45	45	45	45	45	45	22
	19	45	23	75	75	75	48	48	48	48	48	48	48	48	48	48	48	48	48	48	48
	20	75	75	48	48	48	10	10	10	10	10	10	10	10	10	10	10	10	10	48	10
	21	48	48	10	10	10	22	22	22	22	22	22	22	22	22	22	22	22	22	22	10
	22	10	10	22	22	22															





Jerez 4.423 m

3 / 3

Jerez, 18-19-20 September 2015
Superbike - Lap Chart Race 2

14	86 A.Badovini (ITA)	22.443
15	40 R.Ramos (ESP)	22.913
16	23 C.Ponsson (FRA)	41.591
17	75 G.Rizmayer (HUN)	44.892
18	45 G.Vizzello (ITA)	55.401
19	48 A.Phillis (AUS)	1'14.802
20	10 I.Toth (HUN)	1'15.207
21	22 A.Lowes (GBR)	1'35.335

1	7 C.Davies (GBR)	
2	81 J.Torres (ESP)	2.257
3	91 L.Haslam (GBR)	2.644
4	65 J.Rea (GBR)	6.625
5	66 T.Sykes (GBR)	9.823
6	15 M.Baiocco (ITA)	11.815
7	55 M.Pirro (ITA)	11.935
8	2 L.Camier (GBR)	15.380
9	1 S.Guintoli (FRA)	16.462
10	36 L.Mercado (ARG)	19.468
11	59 N.Canepa (ITA)	20.287
12	44 D.Salom (ESP)	25.871
13	40 R.Ramos (ESP)	27.829
14	86 A.Badovini (ITA)	28.628
15	60 M.vd Mark (NED)	32.166
16	23 C.Ponsson (FRA)	51.339
17	75 G.Rizmayer (HUN)	1'00.927
18	45 G.Vizzello (ITA)	1'14.384
19	48 A.Phillis (AUS)	1'34.354
20	10 I.Toth (HUN)	1'34.553
21	22 A.Lowes (GBR)	1'36.717

Lap 15		
1	7 C.Davies (GBR)	
2	81 J.Torres (ESP)	2.015
3	91 L.Haslam (GBR)	2.199
4	60 M.vd Mark (NED)	2.435
5	65 J.Rea (GBR)	5.063
6	66 T.Sykes (GBR)	6.069
7	55 M.Pirro (ITA)	8.879
8	15 M.Baiocco (ITA)	9.916
9	1 S.Guintoli (FRA)	13.299
10	2 L.Camier (GBR)	13.693
11	59 N.Canepa (ITA)	15.862
12	36 L.Mercado (ARG)	16.187
13	44 D.Salom (ESP)	23.196
14	86 A.Badovini (ITA)	23.394
15	40 R.Ramos (ESP)	23.938
16	23 C.Ponsson (FRA)	44.584
17	75 G.Rizmayer (HUN)	49.543
18	45 G.Vizzello (ITA)	1'00.004
19	48 A.Phillis (AUS)	1'19.564
20	10 I.Toth (HUN)	1'20.003
21	22 A.Lowes (GBR)	1'35.644

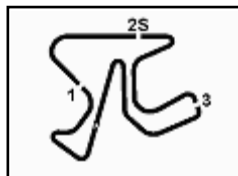
Lap 19		
1	7 C.Davies (GBR)	
2	81 J.Torres (ESP)	2.344
3	91 L.Haslam (GBR)	2.779
4	65 J.Rea (GBR)	7.325
5	66 T.Sykes (GBR)	10.760
6	15 M.Baiocco (ITA)	12.599
7	55 M.Pirro (ITA)	13.008
8	2 L.Camier (GBR)	15.802
9	1 S.Guintoli (FRA)	17.580
10	36 L.Mercado (ARG)	20.647
11	59 N.Canepa (ITA)	21.984
12	44 D.Salom (ESP)	26.923
13	86 A.Badovini (ITA)	31.018
14	40 R.Ramos (ESP)	32.158
15	60 M.vd Mark (NED)	32.334
16	23 C.Ponsson (FRA)	54.018
17	75 G.Rizmayer (HUN)	1'04.687
18	45 G.Vizzello (ITA)	1'19.703
19	22 A.Lowes (GBR)	1'37.797
20	48 A.Phillis (AUS)	1'39.291
21	10 I.Toth (HUN)	1'39.909

Lap 16		
1	7 C.Davies (GBR)	
2	81 J.Torres (ESP)	2.235
3	91 L.Haslam (GBR)	2.529
4	65 J.Rea (GBR)	5.652
5	66 T.Sykes (GBR)	7.250
6	55 M.Pirro (ITA)	9.820
7	15 M.Baiocco (ITA)	10.446
8	1 S.Guintoli (FRA)	14.220
9	2 L.Camier (GBR)	14.487
10	36 L.Mercado (ARG)	17.361
11	59 N.Canepa (ITA)	17.935
12	44 D.Salom (ESP)	24.326
13	86 A.Badovini (ITA)	24.596
14	40 R.Ramos (ESP)	25.152
15	60 M.vd Mark (NED)	31.585
16	23 C.Ponsson (FRA)	47.127
17	75 G.Rizmayer (HUN)	53.681
18	45 G.Vizzello (ITA)	1'04.912
19	48 A.Phillis (AUS)	1'24.794
20	10 I.Toth (HUN)	1'25.239
21	22 A.Lowes (GBR)	1'36.164

Lap 20		
1	7 C.Davies (GBR)	
2	81 J.Torres (ESP)	1.840
3	91 L.Haslam (GBR)	2.335
4	65 J.Rea (GBR)	7.619
5	66 T.Sykes (GBR)	11.500
6	15 M.Baiocco (ITA)	12.705
7	55 M.Pirro (ITA)	12.995
8	2 L.Camier (GBR)	15.332
9	1 S.Guintoli (FRA)	18.411
10	36 L.Mercado (ARG)	21.544
11	59 N.Canepa (ITA)	23.448
12	44 D.Salom (ESP)	27.790
13	60 M.vd Mark (NED)	31.948
14	86 A.Badovini (ITA)	33.001
15	23 C.Ponsson (FRA)	55.353
16	75 G.Rizmayer (HUN)	1'09.045
17	45 G.Vizzello (ITA)	1'24.797
18	22 A.Lowes (GBR)	1'37.110
19	48 A.Phillis (AUS)	1'42.754
20	10 I.Toth (HUN)	1'43.004

Lap 17		
1	7 C.Davies (GBR)	
2	81 J.Torres (ESP)	2.269
3	91 L.Haslam (GBR)	2.760
4	65 J.Rea (GBR)	6.037
5	66 T.Sykes (GBR)	8.684
6	55 M.Pirro (ITA)	10.634
7	15 M.Baiocco (ITA)	11.142
8	2 L.Camier (GBR)	14.930
9	1 S.Guintoli (FRA)	15.015
10	36 L.Mercado (ARG)	18.531
11	59 N.Canepa (ITA)	19.035
12	44 D.Salom (ESP)	25.072
13	40 R.Ramos (ESP)	26.446
14	86 A.Badovini (ITA)	26.692
15	60 M.vd Mark (NED)	32.166
16	23 C.Ponsson (FRA)	49.210
17	75 G.Rizmayer (HUN)	57.540
18	45 G.Vizzello (ITA)	1'09.709
19	48 A.Phillis (AUS)	1'29.614
20	10 I.Toth (HUN)	1'29.855
21	22 A.Lowes (GBR)	1'36.619

Lap 18		
--------	--	--



Jerez, 18-19-20 September 2015

Superbike - Best Sector & Speed Race 2

Jerez 4.423 m

Results

			Laps
1	7 C. DAVIES	Ducati Panigale R	20
2	81 J. TORRES	Aprilia RSV4 RF	1.840
3	91 L. HASLAM	Aprilia RSV4 RF	2.335
4	65 J. REA	Kawasaki ZX-10R	7.619
5	66 T. SYKES	Kawasaki ZX-10R	11.500
6	15 M. BAIOTTO	Ducati Panigale R	12.705
7	55 M. PIRRO	Ducati Panigale R	12.995
8	2 L. CAMIER	MV Agusta F4 RR	15.332
9	1 S. GUINTOLI	Honda CBR1000RR SP	18.411
10	36 L. MERCADO	Ducati Panigale R	21.544
11	59 N. CANEPA	Ducati Panigale R	23.448
12	44 D. SALOM	Kawasaki ZX-10R	27.790
13	60 M. VD MARK	Honda CBR1000RR SP	31.948
14	86 A. BADOVINI	BMW S1000 RR	33.001
15	23 C. PONSSON	Kawasaki ZX-10R	55.353
16	75 G. RIZMAYER	BMW S1000 RR	1'09.045
17	45 G. VIZZIELLO	Kawasaki ZX-10R	1'24.797
18	22 A. LOWES	Suzuki GSX-R1000	1'37.110
19	48 A. PHILLIS	Kawasaki ZX-10R	1'42.754
20	10 I. TOTH	BMW S1000 RR	1'43.004
RET	40 R. RAMOS	Kawasaki ZX-10R	1 Lap
RET	14 R. DE PUNIET	Suzuki GSX-R1000	15 Laps

Top Speeds

1	65 J. REA	Kawasaki ZX-10R	275.5
2	91 L. HASLAM	Aprilia RSV4 RF	275.5
3	1 S. GUINTOLI	Honda CBR1000RR SP	274.1
4	81 J. TORRES	Aprilia RSV4 RF	274.1
5	66 T. SYKES	Kawasaki ZX-10R	273.4
6	36 L. MERCADO	Ducati Panigale R	272.7
7	60 M. VD MARK	Honda CBR1000RR SP	272.0
8	55 M. PIRRO	Ducati Panigale R	271.4
9	86 A. BADOVINI	BMW S1000 RR	271.4
10	44 D. SALOM	Kawasaki ZX-10R	270.7
11	59 N. CANEPA	Ducati Panigale R	270.0
12	14 R. DE PUNIET	Suzuki GSX-R1000	269.3
13	7 C. DAVIES	Ducati Panigale R	268.7
14	22 A. LOWES	Suzuki GSX-R1000	268.0
15	15 M. BAIOTTO	Ducati Panigale R	267.3
16	2 L. CAMIER	MV Agusta F4 RR	267.3
17	40 R. RAMOS	Kawasaki ZX-10R	266.7
18	23 C. PONSSON	Kawasaki ZX-10R	266.7
19	10 I. TOTH	BMW S1000 RR	266.0
20	48 A. PHILLIS	Kawasaki ZX-10R	260.2
21	75 G. RIZMAYER	BMW S1000 RR	260.2
22	45 G. VIZZIELLO	Kawasaki ZX-10R	259.6

Seg. 1

1	66 T. SYKES	25.485
2	91 L. HASLAM	25.547
3	81 J. TORRES	25.549
4	59 N. CANEPA	25.656
5	7 C. DAVIES	25.660
6	60 M. VD MARK	25.666
7	55 M. PIRRO	25.681
8	65 J. REA	25.692
9	22 A. LOWES	25.724
10	2 L. CAMIER	25.741
11	15 M. BAIOTTO	25.759
12	36 L. MERCADO	25.842
13	1 S. GUINTOLI	25.899
14	14 R. DE PUNIET	25.974
15	86 A. BADOVINI	25.997
16	40 R. RAMOS	26.010
17	44 D. SALOM	26.051
18	45 G. VIZZIELLO	26.232
19	23 C. PONSSON	26.329
20	75 G. RIZMAYER	26.332
21	48 A. PHILLIS	26.614
22	10 I. TOTH	26.911

Seg. 2

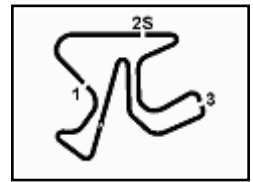
1	91 L. HASLAM	14.881
2	1 S. GUINTOLI	14.925
3	81 J. TORRES	14.942
4	65 J. REA	14.947
5	60 M. VD MARK	14.950
6	66 T. SYKES	14.951
7	55 M. PIRRO	14.961
8	59 N. CANEPA	14.968
9	36 L. MERCADO	14.995
10	44 D. SALOM	14.997
11	15 M. BAIOTTO	15.031
12	22 A. LOWES	15.063
13	7 C. DAVIES	15.078
14	86 A. BADOVINI	15.090
15	2 L. CAMIER	15.114
16	14 R. DE PUNIET	15.175
17	40 R. RAMOS	15.181
18	23 C. PONSSON	15.187
19	75 G. RIZMAYER	15.342
20	45 G. VIZZIELLO	15.360
21	10 I. TOTH	15.496
22	48 A. PHILLIS	15.536

Seg. 3

1	66 T. SYKES	30.334
2	7 C. DAVIES	30.381
3	91 L. HASLAM	30.443
4	60 M. VD MARK	30.523
5	81 J. TORRES	30.579
6	65 J. REA	30.623
7	59 N. CANEPA	30.665
8	22 A. LOWES	30.681
9	55 M. PIRRO	30.709
10	15 M. BAIOTTO	30.739
11	2 L. CAMIER	30.778
12	36 L. MERCADO	30.865
13	1 S. GUINTOLI	30.870
14	14 R. DE PUNIET	30.946
15	40 R. RAMOS	30.957
16	86 A. BADOVINI	30.999
17	44 D. SALOM	31.074
18	23 C. PONSSON	31.327
19	45 G. VIZZIELLO	31.349
20	75 G. RIZMAYER	31.435
21	10 I. TOTH	32.055
22	48 A. PHILLIS	32.072

Seg. 4

1	91 L. HASLAM	31.215
2	7 C. DAVIES	31.257
3	66 T. SYKES	31.274
4	60 M. VD MARK	31.274
5	65 J. REA	31.321
6	81 J. TORRES	31.376
7	15 M. BAIOTTO	31.418
8	59 N. CANEPA	31.454
9	1 S. GUINTOLI	31.457
10	55 M. PIRRO	31.464
11	2 L. CAMIER	31.567
12	36 L. MERCADO	31.576
13	44 D. SALOM	31.629
14	22 A. LOWES	31.670
15	86 A. BADOVINI	31.677
16	40 R. RAMOS	31.720
17	14 R. DE PUNIET	31.739
18	45 G. VIZZIELLO	32.100
19	23 C. PONSSON	32.187
20	75 G. RIZMAYER	32.246
21	10 I. TOTH	32.683
22	48 A. PHILLIS	32.797



Jerez 4.423 m

Jerez, 18-19-20 September 2015
Superbike - Chronological Analysis Race 2

Start at 13:10'14.723

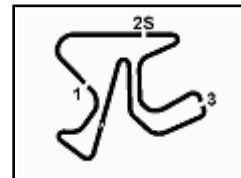
7	26.015	15.208	31.079	31.887	1'44.189	266.0	13:22'32.170
8	26.149	15.238	31.076	31.951	1'44.414	259.6	13:24'16.584
9	26.144	15.309	31.480	32.505	1'45.438	260.9	13:26'02.022
10	26.161	15.319	31.075	31.892	1'44.447	259.6	13:27'46.469
11	26.130	15.331	31.138	31.987	1'44.586	261.5	13:29'31.055
12	26.142	15.342	30.990	32.056	1'44.530	260.2	13:31'15.585
13	26.052	15.247	31.243	31.899	1'44.441	262.8	13:33'00.026
14	26.158	15.247	31.153	31.936	1'44.494	262.1	13:34'44.520
15	26.286	15.249	31.020	31.830	1'44.385	262.8	13:36'28.905
16	26.113	15.361	31.226	31.820	1'44.520	260.9	13:38'13.425
17	26.157	15.330	31.441	32.026	1'44.954	265.4	13:39'58.379
18	26.284	15.430	31.237	32.222	1'45.173	259.6	13:41'43.552
19	26.470	15.375	31.467	34.809	1'48.121	259.0	13:43'31.673

14 R. DE PUNIET (1'43.896)

Lap	Seq. 1	Seq. 2	Seq. 3	Seq. 4	Lap Time	km/h	Local Time
1	33.589	15.422	31.779	32.059	1'52.849	269.3	13:12'07.572
2	26.119	15.202	31.216	31.953	1'44.490	266.7	13:13'52.062
3	26.475	15.333	30.996	31.739	1'44.543	264.1	13:15'36.605
4	25.995	15.178	30.946	31.777	1'43.896	266.0	13:17'20.501
5	25.974	15.206	31.127	31.776	1'44.083	268.7	13:19'04.584

P = Pits In/Out - C = Lap-Time Cancelled





Jerez, 18-19-20 September 2015
Superbike - Championship Standings

Jerez 4.423 m

1 / 2

Points	Points From First	Points From Previous	February 22		March 22		April 12		April 19		May 10		May 24		June 7		June 21		July 19		August 2		September 20		October 4		October 18	
			PHILLIP ISLAND	BURIRAM	ARAGON	ASSEN	IMOLA	DONINGTON PARK	PORTIMÃO	MISANO	LAGUNA SECA	SEPANG	JEREZ	MAGNY COURS	LOSAIL													
1 REA Jonathan (GBR)	478		25 20	25 25	25 20	25 25	25 25	25 25	20 20	25 25	20 25	16 16	25 20	13 13														
2 DAVIES Chaz (GBR)	353 125		16 16	5 1	20 25	20 20	20 20	16 16	16 13	16 13	25 25	20 25	20 25															
3 SYKES Tom (GBR)	331 147 22		10 13	16 11	16	11 11	20 20	25 25	20 8	25 11	20 20	11 2	25 11															
4 HASLAM Leon (GBR)	286 192 45		20 25	20 20	13 16	13 13	13	13 13	4 16	11 16	3 11	9 10	11 16															
5 TORRES Jordi (ESP)	210 268 76		13	13 13	11 13	10 10	16	9 9	5 9	9	11 13	6 16	4 20															
6 GUINTOLI Sylvain (FRA)	175 303 35		9 11	11 10	7	8 9	11	8 8	11 10	7 7	9	13 13	6 7															
7 VD MARK Michael (NED)	144 334 31		11	9	8	16 16	7	8 7	7 7	7 10	7 11	6 6	8 9	11	16 3													
8 BAIOTTO Matteo (ITA)	125 353 19		5 7	10 8	4 5	4 5	8 10	6	10 6	1	3	8 7	8 10															
9 LOWES Alex (GBR)	121 357 4		7	9 16	2	7	4 6	10 10	6 3	4	10	10 8	9															
10 GIUGLIANO Davide (ITA)	119 359 2					16 13	11	13 20	13 20	13																		
11 MERCADO Leandro (ARG)	114 364 5		4 5	6 6	8 9	5 2	9 8	5 3	8 7	5	7 7	1 1	2 6															
12 BADOVINI Ayrton (ITA)	90 388 24				7	4	10 11	11 7	9 4	9 5	10	1 2																
13 CAMIER Leon (GBR)	77 401 13		6 8		6 1	6 6	6 6	7	3	6 6	3 4	7 8																
14 RAMOS Román (ESP)	70 408 7		6	1 2	3 4	3 1	5 9	3 5	5 2	2 2	4 4	2 6	3															
15 SALOM David (ESP)	66 412 4			8 7	10	2 3		6 4	2	1	5 9	5 4																
16 TEROL Nicolas (ESP)	54 424 12		8 10	4 4	9 6	7	7	4	1 1																			
17 DE PUNIET Randy (FRA)	39 439 15		9	3	3			2 2	3		5 5	4 3																
18 FORES Xavi (ESP)	38 440 1				10 11	9 8																						
19 BIAGGI Max (ITA)	36 442 2										10 10	16																
20 PIRRO Michele (ITA)	35 443 1										8 8	10 9																
21 CANEPA Niccolò (ITA)	32 446 3				1	1		1	4	8	7 5	5																
22 BARRAGÁN Santiago (ESP)	17 461 15		3		5		3 5	1																				
23 BAYLISS Troy (AUS)	15 463 2		3	7 5																								
24 FABRIZIO Michel (ITA)	13 465 2						6 7																					
25 PONSSON Christophe (FRA)	11 467 2		1		2		2		2		2 1	1																
26 BARRIER Sylvain (FRA)	10 468 1		1 4	2 3																								

First Line: Championship Standings - Second Line: Ranking Progression

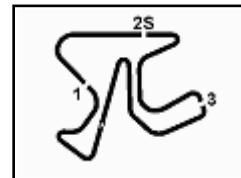
FICR PEROGIA TINING



Official Tyre Supplier



Official Timekeeper



Jerez 4.423 m

Jerez, 18-19-20 September 2015

Superbike - Championship Standings

2 / 2

	Points	Points From First	Points From Previous	Races																					
				February 22 PHILLIP ISLAND	March 22 BURIRAM	April 12 ARAGON	April 19 ASSEN	May 10 IMOLA	May 24 DONINGTON PARK	June 7 PORTIMÃO	June 21 MISANO	July 19 LAGUNA SECA	August 2 SEPANG	September 20 JEREZ	October 4 MAGNY COURS	October 18 LOSAIL									
27 TOTH Imre (HUN)	5	473	5					1 27	4 23	23	23	23	24	26	27	27	27	27	27	27	27				
28 REITERBERGER Markus (GER)	3	475	2											3 28	28	28	28	28	28	28	28	28			
29 RIZMAYER Gábor (HUN)	3	475	0					3 25		25	25	25	25	27	28	28	28	28	28	28	28				
30 VIZZIELLO Gianluca (ITA)	3	475	0											1 32	2 28	28	28	28	28	28	28				
31 PEGRAM Larry (USA)	2	476	1	2 18	19	19	21	22	22	22	24	26	27	27	27	27	29	30	30	31	31	31	31	31	
32 METCHER Jed (AUS)	2	476	0	2 14	18	19	19	21	22	22	22	24	26	27	27	27	27	29	30	30	31	31	31	31	31

First Line: Championship Standings - Second Line: Ranking Progression

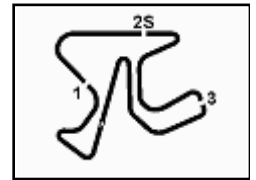
FICR PEROGIA TIZING



Official Tyre Supplier



Official Timekeeper


Jerez, 18-19-20 September 2015
Superbike - Manufacturers Standings

	Points	Points From First	Points From Previous	February 22 PHILLIP ISLAND		March 22 BURIRAM		April 12 ARAGON		April 19 ASSEN		May 10 IMOLA		May 24 DONINGTON PARK		June 7 PORTIMÃO		June 21 MISANO		July 19 LAGUNA SECA		August 2 SEPANG		September 20 JEREZ		October 4 MAGNY COURS		October 18 LOSAIL		
				1	2	1	2	1	2	1	2	1	2	1	2	1	2	1	2	1	2	1	2	1	2	1	2	1	2	
1 KAWASAKI	513			25	20	25	25	25	20	25	25	25	25	25	25	25	25	25	25	20	20	25	20	25	13					
				1	1	1	1	1	1	1	1	1	1	1	1	1	1	1	1	1	1	1	1	1	1					
2 DUCATI	408	105		16	16	10	8	20	25	20	20	16	13	16	16	16	20	16	20	25	25	20	25	20	25					
				3	3	3	3	3	3	3	3	3	3	3	2	2	2	2	2	2	2	2	2	2	2					
3 APRILIA	330	183	78	20	25	20	20	13	16	13	13	13	16	13	13	5	16	11	16	11	13	16	16	11	20					
				2	1	2	2	2	2	2	2	2	2	2	3	3	3	3	3	3	3	3	3	3	3	3				
4 HONDA	220	293	110	11	11	11	10	7	8	16	16	11		8	8	11	11	7	7	9	9	13	13	16	7					
				4	4	4	4	4	4	4	4	4	4	4	4	4	4	4	4	4	4	4	4	4	4	4				
5 SUZUKI	136	377	84	7	9	9	16		3	7		4	6	10	10	6	3	4		10	5	10	8	9						
				5	5	5	5	5	5	5	5	5	5	5	5	5	5	5	5	5	5	5	5	5	5					
6 BMW	100	413	36	1	4	2	3		7		4	10	11	11	7	9	4	9	5		10		1	2						
				7	7	7	7	7	7	7	7	7	6	6	6	6	6	6	6	6	6	6	6	6	6	6				
7 MV AGUSTA	77	436	23	6	8			6	1	6	6			7				3		6	6	3	4	7	8					
				6	6	6	6	6	6	6	6	6	7	7	7	7	7	7	7	7	7	7	7	7	7	7				
8 EBR	4	509	73			2		1		1																				
						8	8	8	8	8	8	8	8	8	8	8	8	8	8	8	8	8	8	8	8	8				

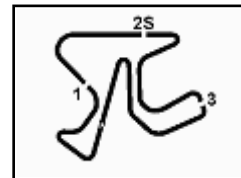
First Line: Championship Standings - Second Line: Ranking Progression

PIRELLI PERODIA TIRING


Official Tyre Supplier

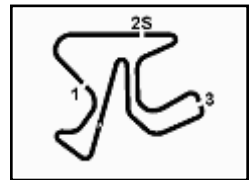


Official Timekeeper



Jerez, 18-19-20 September 2015
Superbike - Pirelli Best Lap Award

Points	Points From First	Points From Previous	Fastest Laps														
			February 22 PHILLIP ISLAND	March 22 BURIRAM	April 12 ARAGON	April 19 ASSEN	May 10 IMOLA	May 24 DONINGTON PARK	June 7 PORTIMÃO	June 21 MISANO	July 19 LAGUNA SECA	August 2 SEPANG	September 20 JEREZ	October 4 MAGNY COURS	October 18 LOSAIL		
1 REA Jonathan (GBR)	9		1	1		1		1	1	1	1			1			
2 SYKES Tom (GBR)	6 3			1		1		1				1	1		1		
3 DAVIES Chaz (GBR)	5 4 1		1		1	1					1		1				
4 HASLAM Leon (GBR)	1 8 4		1														
5 GIUGLIANO Davide (ITA)	1 8 0									1							

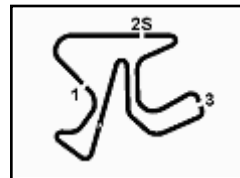


Jerez 4.423 m

Jerez, 18-19-20 September 2015
Superbike - Rider's Performance

	Points	Points From First	Points From Previous	February 22 PHILLIP ISLAND		March 22 BURIRAM		April 12 ARAGON		April 19 ASSEN		May 10 IMOLA		May 24 DONINGTON PARK		June 7 PORTIMÃO		June 21 MISANO		July 19 LAGUNA SECA		August 2 SEPANG		September 20 JEREZ		October 4 MAGNY COURS		October 18 LOSAIL													
				G	1 2	G	1 2	G	1 2	G	1 2	G	1 2	G	1 2	G	1 2	G	1 2	G	1 2	G	1 2	G	1 2	G	1 2	G	1 2	G	1 2	G	1 2	G	1 2						
1 REA	478			1	1	1	1	4	1	2	2	1	1	3	1	1	2	2	2	8	1	1	4	2	1	5	3	3	7	1	2	2	4	4							
2 DAVIES	353	125		2	3	3	6	11	15	2	2	1	4	2	2	4	Rt	6	3	3	3	4	11	3	4	1	1	1	6	2	1	6	2	1							
3 SYKES	331	147	22	8	6	4	4	3	5	3	3	Rt	1	5	5	2	2	2	1	1	1	2	2	8	1	1	5	4	2	2	1	5	1	1	5						
4 HASLAM	286	192	45	3	2	1	2	2	2	1	4	3	3	4	4	5	4	Rt	4	4	4	5	12	3	2	5	3	6	13	5	8	7	6	11	5	3					
5 TORRES	210	268	76	7	4	Rt	5	4	4	7	5	4	8	6	6	6	3	13	7	7	9	11	7	6	Rt	7	3	5	4	2	10	3	5	12	2						
6 GUINTOLI	175	303	35	9	7	5	9	5	6	14	9	Rt	9	8	7	15	5	Rt	9	8	8	7	5	6	9	9	9	9	7	Rt	3	4	4	10	10	9					
7 VD MARK	144	334	31	4	5	Rt	8	Rt	7	11	Rt	8	5	3	3	9	9	Rt	12	Rt	Rt	13	9	5	15	10	10	15	8	7	13	Rt	5	4	3	13					
8 BAIOTTO	125	353	19	10	11	9	12	6	8	13	12	11	13	12	11	14	8	6	8	Rt	10	6	6	10	12	15	Rt	13	Rt	13	10	8	9	8	8	6					
9 LOWES	121	357	4	5	9	Rt	3	7	3	8	Nc	14	6	Rt	9	11	12	10	5	6	6	4	10	13	7	12	Rt	8	6	Rt	5	6	8	9	7	18					
10 GIUGLIANO	119	359	2										1	3	4	3	17	5	1	4	2	3	4	2	2	4	Rt														
11 MERCADO	114	364	5	12	12	11	10	10	10	10	8	7	10	11	14	7	7	8	15	11	13	11	8	9	13	11	Rt	14	9	9	16	15	15	14	14	10					
12 BADOVINI	90	388	24					6	Rt	9	14	Rt	12	8	6	5	11	5	9	10	7	12	8	7	11	12	Rt	6	12	17	15	14									
13 CAMIER	77	401	13	15	10	8	15	Rt	Rt	15	10	15	11	10	10	12	Rt	Rt	7	9	Rt	14	Rt	Rt	18	13	16	10	10	10	14	13	12	13	9	8					
14 RAMOS	70	408	7	20	16	10	17	15	14	18	13	12	15	13	15	16	11	7	16	13	11	15	16	11	17	14	14	16	12	12	15	14	10	16	13	Rt					
15 SALOM	66	412	4	11			11	8	9	12	Rt	6	16	14	13	10			10	10	12	12	14	Rt	20	17	15	11	Rt	Rt	17	11	7	12	11	12					
16 TEROL	54	424	12	6	8	6	14	12	12	9	7	10	12	9	Rt			14	12	Rt	17	15	15																		
17 DE PUNNET	39	439	15	13	17	7	16	13	Rt	19	Rt	13	18	Rt	Rt	17	Rt		18	14	14	16	13	16	19	Rt	17	17	11	11	11	11	12	13	15	16	Rt				
18 FORES	38	440	1					5	6	5	7	7	8																												
19 BIAGGI	36	442	2																																						
20 PIRRO	35	443	1																																						
21 CANEPA	32	446	3	17	Rt		18	Rt		16	15	18	17	15	Rt	20		19	15	Rt	20	17	17	14	Rt	12	7	Rt	8	9	9	11	3	17	11						
22 BARRAGÁN	17	461	15	21	19	13	20	17	Rt	20	11	17	20	17	Rt	18	13	11	20	Rt	15	19	Rt	Rt	21	19	20	20	Rt	18											
23 BAYLISS	15	463	2	14	13	16	7	9	11																																
24 FABRIZIO	13	465	2										13	10	9																										
25 PONSSON	11	467	2	23	Rt	15	19	Rt	Rt	17	14	16	19	16	16	19	14	Rt	17	16	Rt	18	18	14	23	18	18	18	14	15	19	16	16	18	21	15					
26 BARRIER	10	468	1	18	15	12	13	14	13																																
27 TOTH	5	473	5	25	20	17	24	18	18	23	18	20	24	Rt	Rt	21	15	12	21	19	17	22	20	19	25	22	22	22	16	17	22	19	20	21	20	20					
28 REITERBERGER	3	475	2																																						
29 RIZMAYER	3	475	0	24				24	19	Ns	23	18	18	22	16	13	22	18	16	21	19	18	24	21	21	19	Rt	16	20	17	18	20	18	16							
30 VIZZIELLO	3	475	0																																						
31 PEGRAM	2	476	1	22	18	14	23	Rt		22	17	19	22	Rt	Rt																										
32 METCHER	2	476	0	16	14	Rt																																			

 G = Grid - 1 = Race 1 - 2 = Race 2
 Ns = Did Not Start - Rt = Retired - Ex = Excluded - FI = Fallen



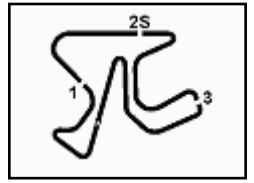
Jerez 4.423 m

Jerez, 18-19-20 September 2015

Superbike - Best Laps & Speeds

1 / 2

No.	Rider		Best Lap		FP1		FP2		FP3		FP4		SP1		SP2		WU		RC1		RC2		
	Nat	Bike	laps	speed	laps	speed	laps	speed	laps	speed	laps	speed	laps	speed	laps	speed	laps	speed	laps	speed	laps	speed	
1	66	SYKES Tom	1'40.292		1'41.957	1'42.263	1'41.434	1'42.095					1'40.292	1'41.304	1'41.159	1'42.238							
	GBR	Kawasaki ZX-10R	119	274	19	272	10	274	21	273	13	270	7	273	9	273	20	272	20	272	20	273	
2	65	REA Jonathan	1'40.500		1'41.981	1'42.136	1'41.856	1'42.217					1'40.500	1'41.605	1'41.136	1'42.631							
	GBR	Kawasaki ZX-10R	125	276	16	276	18	273	21	272	15	271	6	273	9	276	20	276	20	276	20	276	
3	59	CANEPA Niccolò	1'40.508		1'42.125	1'42.629	1'41.755	1'42.816					1'40.508	1'43.046	1'41.913	1'43.266							
	ITA	Ducati Panigale R	111	272	18	272	17	267	18	270	3	263	6	270	9	267	20	271	20	271	20	270	
4	60	VD MARK Michael	1'40.956		1'42.784	1'42.884	1'42.085	1'42.377	1'41.432				1'40.956	1'41.917	1'41.836	1'42.486							
	NED	Honda CBR1000RR SP	134	276	16	271	18	271	22	272	13	270	8	269	8	269	9	271	20	276	20	272	
5	81	TORRES Jordi	1'40.974		1'42.249	1'42.180	1'41.405	1'42.393					1'40.974	1'41.722	1'42.326	1'42.624							
	ESP	Aprilia RSV4 RF	122	277	16	271	17	270	20	276	15	271	7	271	7	273	20	277	20	277	20	274	
6	7	DAVIES Chaz	1'41.155		1'42.056	1'42.682	1'41.704	1'42.297					1'41.155	1'42.420	1'41.972	1'42.602							
	GBR	Ducati Panigale R	122	272	17	272	18	267	20	270	16	271	8	268	3	270	20	272	20	272	20	269	
7	55	PIRRO Michele	1'41.185		1'42.408	1'42.645	1'41.665	1'43.063					1'41.185	1'42.399	1'41.797	1'42.932							
	ITA	Ducati Panigale R	113	274	14	271	15	267	15	270	12	268	8	269	9	274	20	273	20	273	20	271	
8	15	BAlOCCO Matteo	1'41.415		1'42.341	1'42.781	1'41.648	1'43.059					1'41.415	1'42.894	1'42.778	1'43.206							
	ITA	Ducati Panigale R	120	273	19	269	17	264	18	266	11	263	7	266	8	266	20	273	20	273	20	267	
9	22	LOWES Alex	1'41.427		1'42.886	1'42.047	1'41.712	1'42.388					1'41.427	1'42.105	1'42.004	1'43.199							
	GBR	Suzuki GSX-R1000	120	273	13	271	17	271	18	271	17	270	7	271	8	270	20	273	20	273	20	268	
10	1	GUINTOLI Sylvain	1'41.467		1'42.643	1'42.905	1'41.919	1'43.146					1'41.467	1'42.113	1'42.926	1'43.333							
	FRA	Honda CBR1000RR SP	112	274	16	271	14	265	16	272	11	268	6	268	9	271	20	273	20	273	20	274	
11	91	HASLAM Leon	1'41.504		1'42.254	1'42.267	1'41.538	1'42.437					1'41.512	1'41.504	1'41.823	1'42.311							
	GBR	Aprilia RSV4 RF	123	276	18	271	18	272	18	275	13	270	7	271	9	273	20	276	20	276	20	276	
12	44	SALOM David	1'41.632		1'43.319	1'43.192	1'42.201	1'44.124	1'41.632					1'42.981	1'42.791	1'44.016							
	ESP	Kawasaki ZX-10R	108	271	16	267	14	265	15	267	11	264	6	267	6	269	20	271	20	271	20	271	
13	2	CAMIER Leon	1'41.745		1'43.620	1'43.160	1'42.221	1'43.085	1'41.745					1'42.866	1'42.770	1'43.485							
	GBR	MV Agusta F4 RR	113	271	15	268	12	264	19	269	13	265	5	269	9	267	20	271	20	271	20	267	
14	36	MERCADO Leandro	1'41.908		1'44.105	1'42.991	1'42.021	1'43.567	1'41.908					1'43.174	1'42.661	1'43.449							
	ARG	Ducati Panigale R	123	273	17	271	17	269	18	273	15	266	7	269	9	270	20	272	20	272	20	273	
15	14	DE PUNIET Randy	1'42.486		1'43.445	1'43.037	1'42.777	1'43.385	1'42.486					1'43.215	1'43.610	1'43.896							
	FRA	Suzuki GSX-R1000	105	271	16	270	18	269	19	271	12	268	7	267	8	266	20	271	5	271	5	269	
16	40	RAMOS Román	1'42.584		1'43.242	1'44.454	1'42.929	1'44.006	1'42.584					1'43.181	1'42.973	1'44.016							
	ESP	Kawasaki ZX-10R	116	269	18	265	13	265	19	267	12	263	7	263	8	264	20	269	19	269	19	267	
17	86	BADOVINI Ayrton	1'42.714		1'43.128	1'42.969	1'42.838	1'44.138	1'42.714					1'43.134	1'43.176	1'44.056							
	ITA	BMW S1000 RR	113	275	14	272	15	271	18	271	10	267	7	270	9	271	20	275	20	275	20	271	
18	23	PONSSON Christophe	1'42.774		1'44.133	1'45.403	1'44.180	1'44.594	1'42.774					1'45.342	1'44.514	1'45.403							
	FRA	Kawasaki ZX-10R	121	269	20	263	16	260	19	266	14	263	7	266	8	264	17	269	20	269	20	267	
19	45	VIZZIELLO Gianluca	1'43.746		1'48.073	1'46.129	1'45.289	1'45.560	1'43.746														
	ITA	Kawasaki ZX-10R	104	260	14	255	17	257	16	258	13	257	7	260	17	258	20	260	20	260	20	260	
20	75	RIZMAYER Gábor	1'43.826		1'46.273	1'45.693	1'44.823	1'45.630	1'43.826					1'45.869	1'45.049	1'45.474							
	HUN	BMW S1000 RR	117	265	16	263	17	260	15	260	14	262	7	263	8	262	20	265	20	265	20	260	
21	48	PHILLIS Alex	1'46.559		1'47.246	1'46.717	1'46.852	1'47.974						1'47.495	1'46.559	1'47.405							
	AUS	Kawasaki ZX-10R	109	265	17	265	18	264	18	260	9	258	8	260	19	262	20	262	20	262	20	260	

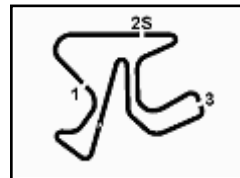


Jerez 4.423 m

Jerez, 18-19-20 September 2015
Superbike - Best Laps & Speeds

2 / 2

No.	Rider		Best Lap		FP1		FP2		FP3		FP4		SP1		SP2		WU		RC1		RC2	
	Nat	Bike	laps	speed	laps	speed	laps	speed	laps	speed	laps	speed	laps	speed	laps	speed	laps	speed	laps	speed	laps	speed
22	10	TOTH Imre		1'46.622	1'47.492		1'46.622	1'46.983	1'47.149								1'48.683	1'48.314	1'47.158			
	HUN	BMW S1000 RR	109	267	17	267	14	266	17	264	14	266				8	265	19	267	20	266	



Jerez, 18-19-20 September 2015
Superbike - Race Winners

Jerez 4.423 m

	2012	2013	2014	2015
01 Phillip Island	R1: Biaggi (Ita) Apr R2: Checa (Esp) Duc	R1: Guintoli (Fra) Apr R2: Laverty (Irl) Apr	R1: Laverty (Irl) Suz R2: Guintoli (Fra) Apr	R1: Rea (Gbr) Kaw R2: Haslam (Gbr) Apr
02 Buriram				R1: Rea (Gbr) Kaw R2: Rea (Gbr) Kaw
03 Aragon	R1: Biaggi (Ita) Apr R2: Melandri (Ita) Bmw	R1: Davies (Gbr) Bmw R2: Davies (Gbr) Bmw	R1: Sykes (Gbr) Kaw R2: Sykes (Gbr) Kaw	R1: Rea (Gbr) Kaw R2: Davies (Gbr) Duc
04 Assen	R1: Guintoli (Fra) Duc R2: Rea (Gbr) Hon	R1: Sykes (Gbr) Kaw R2: Laverty (Irl) Apr	R1: Guintoli (Fra) Apr R2: Rea (Gbr) Hon	R1: Rea (Gbr) Kaw R2: Rea (Gbr) Kaw
05 Imola	R1: Checa (Esp) Duc R2: Checa (Esp) Duc	R1: Sykes (Gbr) Kaw R2: Sykes (Gbr) Kaw	R1: Rea (Gbr) Hon R2: Rea (Gbr) Hon	R1: Rea (Gbr) Kaw R2: Rea (Gbr) Kaw
06 Donington	R1: Melandri (Ita) Bmw R2: Rea (Gbr) Hon	R1: Sykes (Gbr) Kaw R2: Sykes (Gbr) Kaw	R1: Sykes (Gbr) Kaw R2: Sykes (Gbr) Kaw	R1: Sykes (Gbr) Kaw R2: Sykes (Gbr) Kaw
07 Portimão	R1: Sykes (Gbr) Kaw R2: Laverty (Irl) Apr	R1: Melandri (Ita) Bmw R2: Laverty (Irl) Apr	R1: Sykes (Gbr) Kaw R2: Rea (Gbr) Hon	R1: Rea (Gbr) Kaw R2: Rea (Gbr) Kaw
08 Misano	R1: Biaggi (Ita) Apr R2: Biaggi (Ita) Apr		R1: Sykes (Gbr) Kaw R2: Sykes (Gbr) Kaw	R1: Sykes (Gbr) Kaw R2: Rea (Gbr) Kaw
09 Laguna Seca		R1: Sykes (Gbr) Kaw R2: Laverty (Irl) Apr	R1: Melandri (Ita) Apr R2: Sykes (Gbr) Kaw	R1: Davies (Gbr) Duc R2: Davies (Gbr) Duc
10 Sepang			R1: Melandri (Ita) Apr R2: Melandri (Ita) Apr	R1: Rea (Gbr) Kaw R2: Davies (Gbr) Duc
11 Jerez		R1: Laverty (Irl) Apr R2: Laverty (Irl) Apr	R1: Melandri (Ita) Apr R2: Melandri (Ita) Apr	R1: Sykes (Gbr) Kaw R2: Davies (Gbr) Duc
12 Magny Cours	R1: Guintoli (Fra) Duc R2: Sykes (Gbr) Kaw	R1: Sykes (Gbr) Kaw R2: Sykes (Gbr) Kaw	R1: Guintoli (Fra) Apr R2: Melandri (Ita) Apr	
13 Losail			R1: Guintoli (Fra) Apr R2: Guintoli (Fra) Apr	

2015

ALL TIMES

12 J. Rea
5 C. Davies
4 T. Sykes
1 L. Haslam

59 C. Fogarty
52 T. Bayliss
43 N. Haga
33 T. Corser
31 C. Edwards
27 D. Polen
27 J. Rea
26 T. Sykes
24 C. Checa
23 R. Roche
21 M. Biaggi
19 M. Melandri
17 P. Chili
16 G. Falappa
16 N. Hodgson
16 J. Toseland
14 J. Kocinski

14 S. Russell
14 B. Spies
13 A. Slight
13 E. Laverty
11 S. Mertens
11 R. Xaus
11 R. Laconi
10 F. Pirovano
10 C. Vermeulen
9 C. Davies
9 S. Guintoli
8 F. Merkel
8 A. Gobert
7 B. Bostrom
5 D. Tardozzi
4 R. Phillis
4 Y. Kagayama

4 M. Fabrizio
4 L. Haslam
3 M. Doohan
3 A. Yanagawa
3 M. Tamada
3 L. Lanzi
3 R. Kiyonari
3 C. Crutchlow
2 M. Lucchiari
2 T. Rymer
2 D. Chandler
2 P. Goddard
2 M. Lucchinelli
2 M. Dowson
2 K. Magee
2 H. Izutsu
2 S. Byrne

2 M. Neukirchner
2 L. Baz
1 A. Ryo
1 K. Kitagawa
1 Y. Takeda
1 T. Aoki
1 J. Whitham
1 A. Vieira
1 A. Morillas
1 G. Goodfellow
1 P. Picotte
1 T. Kipp
1 A. Meklau
1 J. Reynolds
1 C. Walker
1 A. Pitt
1 G. McCoy

1 F. Nieto
1 A. Barros



60

WSBK

102/12



Jerez 4.423 m

Jerez, 18-19-20 September 2015 Superbike - Team Standings

	February 22 PHILLIP ISLAND	March 22 BURIRAM	April 12 ARAGON	April 19 ASSEN	May 10 IMOLA	May 24 DONINGTON PARK	June 7 PORTIMÃO	June 21 MISANO	July 19 LAGUNA SECA	August 2 SEPANG	September 20 JEREZ	October 4 MAGNY COURS	October 18 LOSAIL														
1 Kawasaki Racing Team	809																										
REA Jonathan	478	25	20	25	25	25	20	25	25	25	20	20	25	25	20	16	16	25	20	13	13						
SYKES Tom	331	10	13	16	11	16		11	11	20	20	25	25	20	8	25	25	20	20	11	2	25	11				
2 Aruba.it Racing-Ducati SBK Team	544																										
DAVIES Chaz	353	16	16	5	1	20	25	20	20					16	16	16	13	16	16	25	25	20	25				
GIUGLIANO Davide	119							16	13				16	13	13	13											
FORES Xavi	38				10	11	9	8																			
PIRRO Michele	19														8	8				10	9						
BAYLISS Troy	15	3		7	5																						
3 Aprilia Racing Team - Red Devils	481																										
HASLAM Leon	286	20	25	20	20	13	16	13	13	13			13	13	4	16	11	11	3	11	9	10	11	16			
TORRES Jordi	195	13		13	13	11	13	10	10				16	9	9	5	9			11	13	6	16	4	20		
4 PATA Honda World Superbike Team	319																										
GUINTOLI Sylvain	175	9	11	11	10	7		8	9	11			8	8	11	10	7	7	9		13	13	6	7			
VD MARK Michael	144	11			9		8	16	16	7				7	11	6	6	8	9			11	16	3			
5 Althea Racing	221																										
BAIOCCO Matteo	125	5	7	10	8	4	5	4	5	8	10			6	10	6	1	1			3	8	7	8	10		
TEROL Nicolas	54	8	10	4	4	9	6	7					4		1	1											
CANEPA Niccolò	29																		8	7	5		5				
FABRIZIO Michel	13												6	7													
6 VOLTCOM Crescent Suzuki	160																										
LOWES Alex	121	7		9	16		2		7	4	6	10	10	6	3	4	4	10		10	8	9					
DE PUNIET Randy	39		9	3			3						2	2	3				5	5	4	3					
7 BARNI Racing Team	114																										
MERCADO Leandro	114	4	5	6	6	8	9	5	2	9	8	5	3	8	7	5	5	7	7	1	1	2	6				
8 BMW Motorrad Italia SBK Team	110																										
BADOVINI Ayrton	90						7		4	10	11	11	7	9	4	9	9		10			1	2				
BARRIER Sylvain	20	1	4	2	3																						
9 MV Agusta Reparto Corse	77																										
CAMIER Leon	77	6	8			6	1	6	6				7					3	3	6	6	3	4	7	8		
10 Team Pedercini	74																										
SALOM David	66			8	7		10	2	3					6	4	2					5	9	5	4			
PONSSON Christophe	8									2						2			2	1				1			
11 Team Go Eleven	70																										
RAMOS Román	70		6	1	2	3	4	3	1	5	9	3	5		5	2	2	4	4	2	6	3					
12 Aprilia Racing Team	36																										
BIAGGI Max	36																	10	10			16					
13 Grillini SBK Team	24																										
BARRAGÁN Santiago	17		3			5				3	5		1														
PONSSON Christophe	3		1			2																					
VIZZIELLO Gianluca	3																	1	2								
CANEPA Niccolò	1												1														
14 BMW Team Toth	8																										
TOTH Imre	5									1	4																
RIZMAYER Gábor	3										3																
15 Team Hero EBR	4																										
CANEPA Niccolò	2					1		1																			
PEGRAM Larry	2		2																								
16 VanZon Remeha BMW	3																										
REITERBERGER Markus	3																										
17 Race Center - Demolition Plus	2																										
METCHER Jed	2	2																									

