

Jerez, 18-19-20 September 2015

Supersport - Results Race

Laps 19 = 84,037 Km - Time Of Race 33'17.651 - Avg. 151,444 km/h

Jerez 4.423 m

1 / 2

Pos Race	Grid	No. Rider	Nat	Team	Bike	LL	Gap	Fastest Lap	Speed	Qualifying		Ranking		
										Time	Speed	R	Tot	Pos
1	1	54 K. SOFUOGLU	TUR	Kawasaki Puccetti Racing	Kawasaki ZX-6R	19		1'44.195	238,9	1'43.528	243,2	25	193	1
2	3	99 P. JACOBSEN	USA	CORE™ Motorsport Thailand	Honda CBR600RR	19	1.037	1'44.177	241,1	1'44.112	242,7	20	160	2
3	2	87 L. ZANETTI	ITA	MV Agusta Reparto Corse	MV Agusta F3 675	19	2.020	1'44.265	241,6	1'43.951	243,8	16	129	4
4	5	111 K. SMITH	GBR	PATA Honda World Supersport Team	Honda CBR600RR	19	3.561	1'44.422	245,5	1'44.155	243,2	13	80	6
5	11	88 N. TEROL	ESP	MV Agusta Reparto Corse	MV Agusta F3 675	19	7.777	1'44.330	244,9	1'45.161	242,2	11	11	20
6	4	5 M. FACCANI	ITA	San Carlo Puccetti Racing	Kawasaki ZX-6R	19	11.391	1'44.400	242,2	1'44.123	240,0	10	53	10
7	9	25 A. BALDOLINI	ITA	Race Department ATK#25	MV Agusta F3 675	19	16.822	1'44.562	244,3	1'44.797	244,3	9	59	8
8	13	11 C. GAMARINO	ITA	Team Go Eleven	Kawasaki ZX-6R	19	28.339	1'45.630	241,1	1'45.228	243,8	8	55	9
9	16	19 K. WAHR	GER	SMS Racing	Honda CBR600RR	19	29.997	1'45.291	242,7	1'45.744	240,0	7	20	17
10	10	44 R. ROLFO	ITA	Team Lorini	Honda CBR600RR	19	31.822	1'45.574	243,8	1'44.936	243,2	6	74	7
11	15	6 D. SCHMITTER	SUI	Team Go Eleven	Kawasaki ZX-6R	19	41.505	1'46.181	243,8	1'45.510	242,7	5	37	14
12	19	24 M. RAMIREZ	ESP	Team Lorini	Honda CBR600RR	19	41.840	1'46.192	240,5	1'46.042	241,6	4	12	19
13	17	41 A. WAGNER	AUS	CIA Landlords Insurance Honda	Honda CBR600RR	19	41.967	1'46.342	238,4	1'45.934	237,4	3	10	23
14	12	36 M. CARDENAS	COL	CIA Landlords Insurance Honda	Honda CBR600RR	19	47.343	1'45.623	241,1	1'45.191	241,6	2	47	11
15	22	119 J. CHROBAK	HUN	Schmidt Racing	Honda CBR600RR	19	47.582	1'46.402	242,7	1'46.436	243,2	1	1	31
16	23	68 G. SCOTT	AUS	AARK Racing	Honda CBR600RR	19	50.863	1'46.496	243,8	1'46.592	241,1		8	25
17	18	89 C. PALOMARES	ESP	Autos Arroyo Pastrana Racing Team	Yamaha YZF R6	19	55.798	1'46.500	237,4	1'46.011	237,4			
18	24	95 M. POPOV	CZE	GRT Racing Team	MV Agusta F3 675	19	55.827	1'47.349	236,8	1'47.170	235,8			
19	21	92 D. JUHASZ	HUN	Schmidt Racing	Honda CBR600RR	19	1'00.942	1'46.280	242,7	1'46.339	241,1			
20	25	10 N. CALERO	ESP	Orelac Racing Team	Honda CBR600RR	19	1'16.337	1'47.084	236,8	1'47.276	237,9			
21	27	13 S. PLADAS	LTU	Pladas Racing	Yamaha YZF R6	19	1'39.171	1'48.800	234,8	1'48.949	235,3			
-----Not Classified-----														
RET	20	43 K. MANFREDI	ITA	CIA Landlords Insurance Honda	Honda CBR600RR	10	9 Laps	1'46.511	237,9	1'46.045	242,2			
RET	8	52 V. LEONOV	RUS	DMC Racing	Yamaha YZF R6	9	10 Laps	1'44.934	240,5	1'44.389	240,5			
RET	7	4 G. REA	GBR	CIA Landlords Insurance Honda	Honda CBR600RR	6	13 Laps	1'44.841	241,6	1'44.335	240,5		88	5
RET	14	61 F. MENGHI	ITA	VFT Racing	Yamaha YZF R6	5	14 Laps	1'47.303	240,5	1'45.386	241,6		38	13
RET	6	14 L. MAHIAS	FRA	MG Competition	Yamaha YZF R6	1	18 Laps		235,8	1'44.282	242,2		22	16
NS	26	53 N. MORRENTINO	ITA	Team Factory Vomag	MV Agusta F3 675					1'48.255	231,3			

AIR TRACK	Humidity: 65%	Temp: 25°C
	Condition: Dry	Temp: 29°C

Fastest Lap	3° Patrick Jacobsen	1'44.177	152,844	Km/h
Lap Record:	2013 S.Lowes	1'44.111	152,940	Km/h
Best Lap:	2013 S.Lowes	1'43.118	154,410	Km/h

LAP LEADERS				
No. Rider	From	To	Laps	Total
54 K. SOFUOGLU	1	19	19	19

TOTAL LEADER LAPS		
No. Rider	Laps	
16 J. CLUZEL	82	
54 K. SOFUOGLU	71	
99 P. JACOBSEN	17	
9 R. WILAIROT	4	
111 K. SMITH	2	

20/09/2015 Start 11:41 End 12:16

The results are provisional until the end of the time limit for protests and appeals and the completion of the technical checks.

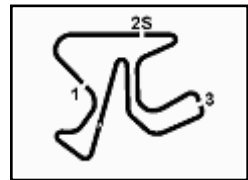




32

WSS

103/11



Jerez 4.423 m

2 / 2

Jerez, 18-19-20 September 2015
Supersport - Results Race

RACE HIGHLIGHTS

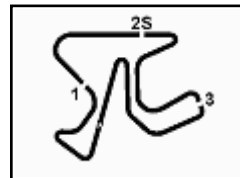
11.30.36	53 Morrentino	will not start
11.37.50		Warm-up Lap Start
11.38.21	53 Morrentino	Not Started
11.41.22		Start
11.42.59	14 Mahias	Technical Problem - Turn 2
11.43.41	14 Mahias	Out
11.44.10		No Jump Start
11.51.35	61 Menghi	Entered Pits
11.51.59	61 Menghi	Retired
11.53.13	4 Rea	Crashed - Rider OK - Turn 12
11.53.46	4 Rea	Out
11.57.44	52 Leonov	Crashed - Rider OK - Turn 5
11.58.52	52 Leonov	Out
12.00.44	43 Manfredi	Technical Problem
12.01.02	43 Manfredi	Entered Pits
12.01.22	43 Manfredi	Retired
12.16.15		End Of Session

20/09/2015 Start 11:41 End 12:16

The results are provisional until the end of the time limit for protests and appeals and the completion of the technical checks.

FICR PERUGIA TIMING





Jerez 4.423 m

Jerez, 18-19-20 September 2015

Supersport - Lap Chart Race

		Lap																		
		1	2	3	4	5	6	7	8	9	10	11	12	13	14	15	16	17	18	19
Pos	1	54	54	54	54	54	54	54	54	54	54	54	54	54	54	54	54	54	54	54
	2	99	99	99	99	99	99	99	99	99	99	99	99	99	99	99	99	99	99	99
	3	87	87	87	87	87	87	87	87	87	87	87	87	87	87	87	87	87	87	87
	4	14	5	5	5	5	5	88	111	111	111	111	111	111	111	111	111	111	111	111
	5	4	111	88	88	88	88	111	88	88	88	88	88	88	88	88	88	88	88	88
	6	5	88	111	111	111	111	5	5	5	5	5	5	5	5	5	5	5	5	5
	7	25	52	25	25	25	25	25	25	25	25	25	25	25	25	25	25	25	25	25
	8	111	25	52	4	4	4	52	52	52	19	19	19	19	19	19	11	11	11	11
	9	88	4	4	52	52	52	19	19	19	11	11	11	11	11	11	19	19	19	19
	10	52	19	19	19	19	19	11	11	11	44	44	44	44	44	44	44	44	44	44
	11	61	6	11	11	11	11	24	24	6	6	6	24	6	6	6	6	24	6	6
	12	6	11	6	6	36	36	6	6	24	24	24	6	24	24	24	24	6	24	24
	13	11	36	36	36	6	6	44	44	44	41	41	41	41	41	41	41	41	41	41
	14	19	24	24	24	24	24	41	41	41	92	119	119	119	119	119	119	119	119	36
	15	36	68	68	68	41	41	92	92	92	119	92	92	92	36	36	36	36	36	119
	16	44	43	43	41	43	44	43	43	43	68	68	68	68	68	68	68	68	68	68
	17	24	44	41	43	68	43	119	119	68	43	36	36	36	92	92	95	95	95	89
	18	68	41	92	92	44	92	68	68	119	95	95	95	95	95	95	89	89	89	95
	19	43	61	119	44	92	119	95	95	95	36	89	89	89	89	89	92	92	92	92
	20	41	92	61	119	119	68	10	36	36	89	10	10	10	10	10	10	10	10	10
	21	92	89	44	61	61	95	36	10	89	10	13	13	13	13	13	13	13	13	13
	22	89	119	95	95	95	10	89	89	10	13									
	23	119	95	10	10	10	89	13	13	13										
	24	95	10	89	89	89	13													
	25	10	13	13	13	13														
	26	13																		

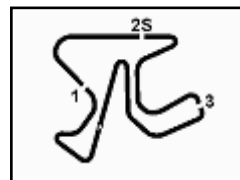


Jerez, 18-19-20 September 2015 Supersport - Lap Chart Race

33

WSS

103/11



Jerez 4.423 m

2 / 3

Lap 1

1	54 K.Sofuoglu (TUR)	
2	99 P.Jacobsen (USA)	0.715
3	87 L.Zanetti (ITA)	1.146
4	14 L.Mahias (FRA)	1.149
5	4 G.Rea (GBR)	1.540
6	5 M.Faccani (ITA)	1.893
7	25 A.Baldolini (ITA)	1.940
8	111 K.Smith (GBR)	2.325
9	88 N.Terol (ESP)	2.580
10	52 V.Leonov (RUS)	2.809
11	61 F.Menghi (ITA)	3.014
12	6 D.Schmitter (SUI)	3.968
13	11 C.Gamarino (ITA)	4.123
14	19 K.Wahr (GER)	4.141
15	36 M.Cardenas (COL)	4.345
16	44 R.Rolfo (ITA)	4.577
17	24 M.Ramirez (ESP)	4.888
18	68 G.Scott (AUS)	5.023
19	43 K.Manfredi (ITA)	5.365
20	41 A.Wagner (AUS)	5.427
21	92 D.Juhasz (HUN)	5.729
22	89 C.Palomares (ESP)	5.952
23	119 J.Chrobak (HUN)	6.148
24	95 M.Popov (CZE)	7.184
25	10 N.Calero (ESP)	7.395
26	13 S.Pladas (LTU)	8.379

25 13 S.Pladas (LTU) 17.736

Lap 4

1	54 K.Sofuoglu (TUR)	
2	99 P.Jacobsen (USA)	0.778
3	87 L.Zanetti (ITA)	1.641
4	5 M.Faccani (ITA)	3.515
5	88 N.Terol (ESP)	3.890
6	111 K.Smith (GBR)	4.194
7	25 A.Baldolini (ITA)	4.720
8	4 G.Rea (GBR)	5.508
9	52 V.Leonov (RUS)	5.527
10	19 K.Wahr (GER)	8.023
11	11 C.Gamarino (ITA)	9.734
12	6 D.Schmitter (SUI)	11.175
13	36 M.Cardenas (COL)	11.398
14	24 M.Ramirez (ESP)	11.459
15	68 G.Scott (AUS)	12.252
16	41 A.Wagner (AUS)	12.338
17	43 K.Manfredi (ITA)	12.488
18	92 D.Juhasz (HUN)	12.799
19	44 R.Rolfo (ITA)	14.013
20	119 J.Chrobak (HUN)	14.112
21	61 F.Menghi (ITA)	15.076
22	95 M.Popov (CZE)	16.652
23	10 N.Calero (ESP)	16.743
24	89 C.Palomares (ESP)	16.856
25	13 S.Pladas (LTU)	22.703

24 13 S.Pladas (LTU) 32.068

Lap 7

1	54 K.Sofuoglu (TUR)	
2	99 P.Jacobsen (USA)	1.056
3	87 L.Zanetti (ITA)	2.554
4	88 N.Terol (ESP)	5.171
5	111 K.Smith (GBR)	5.678
6	5 M.Faccani (ITA)	6.138
7	25 A.Baldolini (ITA)	6.261
8	52 V.Leonov (RUS)	10.047
9	19 K.Wahr (GER)	12.009
10	11 C.Gamarino (ITA)	14.511
11	24 M.Ramirez (ESP)	17.515
12	6 D.Schmitter (SUI)	17.697
13	44 R.Rolfo (ITA)	19.324
14	41 A.Wagner (AUS)	19.519
15	92 D.Juhasz (HUN)	21.420
16	43 K.Manfredi (ITA)	21.667
17	119 J.Chrobak (HUN)	21.863
18	68 G.Scott (AUS)	22.291
19	95 M.Popov (CZE)	27.052
20	10 N.Calero (ESP)	29.025
21	36 M.Cardenas (COL)	29.891
22	89 C.Palomares (ESP)	31.779
23	13 S.Pladas (LTU)	37.265

Lap 2

1	54 K.Sofuoglu (TUR)	
2	99 P.Jacobsen (USA)	0.700
3	87 L.Zanetti (ITA)	1.291
4	5 M.Faccani (ITA)	3.016
5	111 K.Smith (GBR)	3.300
6	88 N.Terol (ESP)	3.592
7	52 V.Leonov (RUS)	3.981
8	25 A.Baldolini (ITA)	4.128
9	4 G.Rea (GBR)	4.310
10	19 K.Wahr (GER)	5.237
11	6 D.Schmitter (SUI)	6.540
12	11 C.Gamarino (ITA)	6.725
13	36 M.Cardenas (COL)	6.981
14	24 M.Ramirez (ESP)	7.310
15	68 G.Scott (AUS)	7.513
16	43 K.Manfredi (ITA)	7.778
17	44 R.Rolfo (ITA)	7.986
18	41 A.Wagner (AUS)	8.071
19	61 F.Menghi (ITA)	8.328
20	92 D.Juhasz (HUN)	8.369
21	89 C.Palomares (ESP)	9.024
22	119 J.Chrobak (HUN)	9.125
23	95 M.Popov (CZE)	10.381
24	10 N.Calero (ESP)	10.900
25	13 S.Pladas (LTU)	12.989

Lap 5

1	54 K.Sofuoglu (TUR)	
2	99 P.Jacobsen (USA)	0.844
3	87 L.Zanetti (ITA)	1.941
4	5 M.Faccani (ITA)	3.992
5	88 N.Terol (ESP)	4.142
6	111 K.Smith (GBR)	4.484
7	25 A.Baldolini (ITA)	5.021
8	4 G.Rea (GBR)	6.017
9	52 V.Leonov (RUS)	8.157
10	19 K.Wahr (GER)	9.366
11	11 C.Gamarino (ITA)	11.146
12	36 M.Cardenas (COL)	12.683
13	6 D.Schmitter (SUI)	13.370
14	24 M.Ramirez (ESP)	13.643
15	41 A.Wagner (AUS)	14.628
16	43 K.Manfredi (ITA)	15.468
17	68 G.Scott (AUS)	15.572
18	44 R.Rolfo (ITA)	15.784
19	92 D.Juhasz (HUN)	15.863
20	119 J.Chrobak (HUN)	16.418
21	61 F.Menghi (ITA)	19.394
22	95 M.Popov (CZE)	19.951
23	10 N.Calero (ESP)	21.222
24	89 C.Palomares (ESP)	26.680
25	13 S.Pladas (LTU)	27.471

Lap 8

1	54 K.Sofuoglu (TUR)	
2	99 P.Jacobsen (USA)	1.313
3	87 L.Zanetti (ITA)	2.563
4	111 K.Smith (GBR)	5.468
5	88 N.Terol (ESP)	5.576
6	5 M.Faccani (ITA)	6.515
7	25 A.Baldolini (ITA)	6.913
8	52 V.Leonov (RUS)	10.276
9	19 K.Wahr (GER)	13.257
10	11 C.Gamarino (ITA)	15.687
11	24 M.Ramirez (ESP)	19.024
12	6 D.Schmitter (SUI)	19.090
13	44 R.Rolfo (ITA)	20.416
14	41 A.Wagner (AUS)	21.318
15	92 D.Juhasz (HUN)	23.943
16	43 K.Manfredi (ITA)	24.209
17	119 J.Chrobak (HUN)	24.256
18	68 G.Scott (AUS)	24.667
19	95 M.Popov (CZE)	29.777
20	36 M.Cardenas (COL)	32.595
21	10 N.Calero (ESP)	32.676
22	89 C.Palomares (ESP)	33.593
23	13 S.Pladas (LTU)	41.738

Lap 3

1	54 K.Sofuoglu (TUR)	
2	99 P.Jacobsen (USA)	0.639
3	87 L.Zanetti (ITA)	1.318
4	5 M.Faccani (ITA)	3.178
5	88 N.Terol (ESP)	3.876
6	111 K.Smith (GBR)	4.088
7	25 A.Baldolini (ITA)	4.474
8	52 V.Leonov (RUS)	4.677
9	4 G.Rea (GBR)	4.913
10	19 K.Wahr (GER)	6.525
11	11 C.Gamarino (ITA)	8.420
12	6 D.Schmitter (SUI)	8.930
13	36 M.Cardenas (COL)	9.049
14	24 M.Ramirez (ESP)	9.264
15	68 G.Scott (AUS)	9.771
16	43 K.Manfredi (ITA)	10.051
17	41 A.Wagner (AUS)	10.175
18	92 D.Juhasz (HUN)	10.411
19	119 J.Chrobak (HUN)	12.026
20	61 F.Menghi (ITA)	12.089
21	44 R.Rolfo (ITA)	12.755
22	95 M.Popov (CZE)	13.534
23	10 N.Calero (ESP)	13.746
24	89 C.Palomares (ESP)	14.596

Lap 6

1	54 K.Sofuoglu (TUR)	
2	99 P.Jacobsen (USA)	1.115
3	87 L.Zanetti (ITA)	2.276
4	5 M.Faccani (ITA)	4.747
5	88 N.Terol (ESP)	4.822
6	111 K.Smith (GBR)	5.130
7	25 A.Baldolini (ITA)	5.753
8	4 G.Rea (GBR)	6.751
9	52 V.Leonov (RUS)	9.207
10	19 K.Wahr (GER)	10.799
11	11 C.Gamarino (ITA)	12.745
12	36 M.Cardenas (COL)	14.160
13	6 D.Schmitter (SUI)	15.474
14	24 M.Ramirez (ESP)	15.759
15	41 A.Wagner (AUS)	17.075
16	44 R.Rolfo (ITA)	17.927
17	43 K.Manfredi (ITA)	18.537
18	92 D.Juhasz (HUN)	18.855
19	119 J.Chrobak (HUN)	19.084
20	68 G.Scott (AUS)	19.498
21	95 M.Popov (CZE)	24.004
22	10 N.Calero (ESP)	25.298
23	89 C.Palomares (ESP)	29.623

Lap 9

1	54 K.Sofuoglu (TUR)	
2	99 P.Jacobsen (USA)	1.446
3	87 L.Zanetti (ITA)	2.698
4	111 K.Smith (GBR)	5.564
5	88 N.Terol (ESP)	6.083
6	5 M.Faccani (ITA)	7.021
7	25 A.Baldolini (ITA)	7.515
8	52 V.Leonov (RUS)	10.807
9	19 K.Wahr (GER)	15.018
10	11 C.Gamarino (ITA)	17.061
11	6 D.Schmitter (SUI)	21.724
12	24 M.Ramirez (ESP)	21.733
13	44 R.Rolfo (ITA)	21.900
14	41 A.Wagner (AUS)	23.341
15	92 D.Juhasz (HUN)	27.197
16	43 K.Manfredi (ITA)	27.242
17	68 G.Scott (AUS)	27.315
18	119 J.Chrobak (HUN)	27.490
19	95 M.Popov (CZE)	32.624
20	36 M.Cardenas (COL)	34.360
21	89 C.Palomares (ESP)	35.587
22	10 N.Calero (ESP)	36.223
23	13 S.Pladas (LTU)	46.544

FICR PERUGIA TIMING

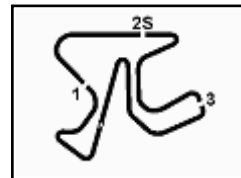


Official Tyre Supplier



Official Timekeeper

TISSOT
SWISS WATCHES SINCE 1853



Jerez 4.423 m

3 / 3

Jerez, 18-19-20 September 2015

Supersport - Lap Chart Race

12	24 M. Ramirez (ESP)	29.506
13	41 A. Wagner (AUS)	29.921
14	119 J. Chrobak (HUN)	36.965
15	92 D. Juhasz (HUN)	38.910
16	68 G. Scott (AUS)	39.623
17	36 M. Cardenas (COL)	40.194
18	95 M. Popov (CZE)	42.713
19	89 C. Palomares (ESP)	43.747
20	10 N. Calero (ESP)	53.245
21	13 S. Pladas (LTU)	1'08.617

Lap 14

1	54 K. Sofuoglu (TUR)	
2	99 P. Jacobsen (USA)	1.133
3	87 L. Zanetti (ITA)	3.211
4	111 K. Smith (GBR)	5.229
5	88 N. Terol (ESP)	6.813
6	5 M. Faccani (ITA)	9.273
7	25 A. Baldolini (ITA)	10.824
8	19 K. Wahr (GER)	22.421
9	11 C. Gamarino (ITA)	22.718
10	44 R. Rolfo (ITA)	27.129
11	6 D. Schmitter (SUI)	31.693
12	24 M. Ramirez (ESP)	31.877
13	41 A. Wagner (AUS)	32.210
14	119 J. Chrobak (HUN)	39.018
15	36 M. Cardenas (COL)	42.202
16	68 G. Scott (AUS)	42.246
17	92 D. Juhasz (HUN)	42.913
18	95 M. Popov (CZE)	45.031
19	89 C. Palomares (ESP)	45.140
20	10 N. Calero (ESP)	57.606
21	13 S. Pladas (LTU)	1'14.193

Lap 15

1	54 K. Sofuoglu (TUR)	
2	99 P. Jacobsen (USA)	1.839
3	87 L. Zanetti (ITA)	3.449
4	111 K. Smith (GBR)	5.244
5	88 N. Terol (ESP)	7.292
6	5 M. Faccani (ITA)	9.904
7	25 A. Baldolini (ITA)	12.154
8	19 K. Wahr (GER)	24.524
9	11 C. Gamarino (ITA)	24.694
10	44 R. Rolfo (ITA)	28.814
11	6 D. Schmitter (SUI)	34.186
12	24 M. Ramirez (ESP)	34.362
13	41 A. Wagner (AUS)	34.559
14	119 J. Chrobak (HUN)	41.439
15	36 M. Cardenas (COL)	43.608
16	68 G. Scott (AUS)	44.361
17	92 D. Juhasz (HUN)	46.638
18	95 M. Popov (CZE)	47.507
19	89 C. Palomares (ESP)	48.078
20	10 N. Calero (ESP)	1'01.949
21	13 S. Pladas (LTU)	1'19.906

Lap 16

1	54 K. Sofuoglu (TUR)	
2	99 P. Jacobsen (USA)	2.176
3	87 L. Zanetti (ITA)	3.532
4	111 K. Smith (GBR)	5.198
5	88 N. Terol (ESP)	7.782
6	5 M. Faccani (ITA)	10.539
7	25 A. Baldolini (ITA)	13.395
8	11 C. Gamarino (ITA)	26.774
9	19 K. Wahr (GER)	27.028
10	44 R. Rolfo (ITA)	29.942
11	6 D. Schmitter (SUI)	37.024
12	24 M. Ramirez (ESP)	37.202
13	41 A. Wagner (AUS)	37.583
14	119 J. Chrobak (HUN)	43.940
15	36 M. Cardenas (COL)	45.073
16	68 G. Scott (AUS)	46.414
17	95 M. Popov (CZE)	50.089
18	89 C. Palomares (ESP)	50.365
19	92 D. Juhasz (HUN)	50.620
20	10 N. Calero (ESP)	1'06.152
21	13 S. Pladas (LTU)	1'25.217

Lap 17

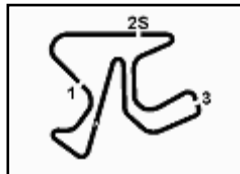
1	54 K. Sofuoglu (TUR)	
2	99 P. Jacobsen (USA)	2.566
3	87 L. Zanetti (ITA)	3.505
4	111 K. Smith (GBR)	5.107
5	88 N. Terol (ESP)	8.091
6	5 M. Faccani (ITA)	11.514
7	25 A. Baldolini (ITA)	14.673
8	11 C. Gamarino (ITA)	27.887
9	19 K. Wahr (GER)	28.169
10	44 R. Rolfo (ITA)	31.170
11	24 M. Ramirez (ESP)	38.910
12	6 D. Schmitter (SUI)	39.014
13	41 A. Wagner (AUS)	39.368
14	119 J. Chrobak (HUN)	45.632
15	36 M. Cardenas (COL)	45.989
16	68 G. Scott (AUS)	48.138
17	95 M. Popov (CZE)	52.395
18	89 C. Palomares (ESP)	53.494
19	92 D. Juhasz (HUN)	54.049
20	10 N. Calero (ESP)	1'10.027
21	13 S. Pladas (LTU)	1'30.639

Lap 18

1	54 K. Sofuoglu (TUR)	
2	99 P. Jacobsen (USA)	2.384
3	87 L. Zanetti (ITA)	3.302
4	111 K. Smith (GBR)	4.889
5	88 N. Terol (ESP)	8.375
6	5 M. Faccani (ITA)	12.122
7	25 A. Baldolini (ITA)	16.278
8	11 C. Gamarino (ITA)	28.777
9	19 K. Wahr (GER)	29.237
10	44 R. Rolfo (ITA)	32.141
11	6 D. Schmitter (SUI)	41.177
12	24 M. Ramirez (ESP)	41.225
13	41 A. Wagner (AUS)	41.376
14	119 J. Chrobak (HUN)	47.305
15	36 M. Cardenas (COL)	47.320
16	68 G. Scott (AUS)	49.860
17	95 M. Popov (CZE)	54.711
18	89 C. Palomares (ESP)	55.109
19	92 D. Juhasz (HUN)	57.552
20	10 N. Calero (ESP)	1'14.081
21	13 S. Pladas (LTU)	1'35.267

Lap 19

1	54 K. Sofuoglu (TUR)	
2	99 P. Jacobsen (USA)	1.037
3	87 L. Zanetti (ITA)	2.020
4	111 K. Smith (GBR)	3.561
5	88 N. Terol (ESP)	7.777
6	5 M. Faccani (ITA)	11.391
7	25 A. Baldolini (ITA)	16.822
8	11 C. Gamarino (ITA)	28.339
9	19 K. Wahr (GER)	29.997
10	44 R. Rolfo (ITA)	31.822
11	6 D. Schmitter (SUI)	41.505
12	24 M. Ramirez (ESP)	41.840
13	41 A. Wagner (AUS)	41.967
14	36 M. Cardenas (COL)	47.343
15	119 J. Chrobak (HUN)	47.582
16	68 G. Scott (AUS)	50.863
17	89 C. Palomares (ESP)	55.798
18	95 M. Popov (CZE)	55.827
19	92 D. Juhasz (HUN)	1'00.942
20	10 N. Calero (ESP)	1'16.337
21	13 S. Pladas (LTU)	1'39.171



Jerez, 18-19-20 September 2015

Supersport - Best Sector & Speed Race

Jerez 4.423 m

Results		
1	54 K. SOFUOGLU	Kawasaki ZX-6R
2	99 P. JACOBSEN	Honda CBR600RR
3	87 L. ZANETTI	MV Austa F3 675
4	111 K. SMITH	Honda CBR600RR
5	88 N. TEROL	MV Austa F3 675
6	5 M. FACCANI	Kawasaki ZX-6R
7	25 A. BALDOLINI	MV Austa F3 675
8	11 C. GAMARINO	Kawasaki ZX-6R
9	19 K. WAHR	Honda CBR600RR
10	44 R. ROLFO	Honda CBR600RR
11	6 D. SCHMITTER	Kawasaki ZX-6R
12	24 M. RAMIREZ	Honda CBR600RR
13	41 A. WAGNER	Honda CBR600RR
14	36 M. CARDENAS	Honda CBR600RR
15	119 J. CHROBAK	Honda CBR600RR
16	68 G. SCOTT	Honda CBR600RR
17	89 C. PALOMARES	Yamaha YZF R6
18	95 M. POPOV	MV Austa F3 675
19	92 D. JUHASZ	Honda CBR600RR
20	10 N. CALERO	Honda CBR600RR
21	13 S. PLADAS	Yamaha YZF R6
RET	43 K. MANFREDI	Honda CBR600RR
RET	52 V. LEONOV	Yamaha YZF R6
RET	4 G. REA	Honda CBR600RR
RET	61 F. MENGHI	Yamaha YZF R6
RET	14 L. MAHIAS	Yamaha YZF R6
NS	53 N. MORRENTINO	MV Austa F3 675

Top Speeds		
1	111 K. SMITH	Honda CBR600RR
2	88 N. TEROL	MV Austa F3 675
3	25 A. BALDOLINI	MV Austa F3 675
4	6 D. SCHMITTER	Kawasaki ZX-6R
5	44 R. ROLFO	Honda CBR600RR
6	68 G. SCOTT	Honda CBR600RR
7	19 K. WAHR	Honda CBR600RR
8	92 D. JUHASZ	Honda CBR600RR
9	119 J. CHROBAK	Honda CBR600RR
10	5 M. FACCANI	Kawasaki ZX-6R
11	4 G. REA	Honda CBR600RR
12	87 L. ZANETTI	MV Austa F3 675
13	99 P. JACOBSEN	Honda CBR600RR
14	36 M. CARDENAS	Honda CBR600RR
15	11 C. GAMARINO	Kawasaki ZX-6R
16	61 F. MENGHI	Yamaha YZF R6
17	24 M. RAMIREZ	Honda CBR600RR
18	52 V. LEONOV	Yamaha YZF R6
19	54 K. SOFUOGLU	Kawasaki ZX-6R
20	41 A. WAGNER	Honda CBR600RR
21	43 K. MANFREDI	Honda CBR600RR
22	89 C. PALOMARES	Yamaha YZF R6
23	95 M. POPOV	MV Austa F3 675
24	10 N. CALERO	Honda CBR600RR
25	14 L. MAHIAS	Yamaha YZF R6
26	13 S. PLADAS	Yamaha YZF R6

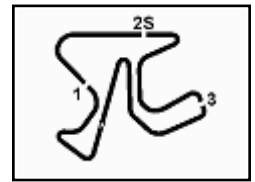
Seg. 1	
1	87 L. ZANETTI 25.663
2	88 N. TEROL 25.788
3	5 M. FACCANI 25.801
4	54 K. SOFUOGLU 25.829
5	111 K. SMITH 25.832
6	99 P. JACOBSEN 25.835
7	4 G. REA 25.900
8	52 V. LEONOV 25.912
9	25 A. BALDOLINI 25.920
10	11 C. GAMARINO 26.017
11	36 M. CARDENAS 26.050
12	19 K. WAHR 26.060
13	24 M. RAMIREZ 26.120
14	44 R. ROLFO 26.201
15	41 A. WAGNER 26.239
16	6 D. SCHMITTER 26.272
17	68 G. SCOTT 26.286
18	43 K. MANFREDI 26.301
19	95 M. POPOV 26.342
20	119 J. CHROBAK 26.402
21	89 C. PALOMARES 26.453
22	92 D. JUHASZ 26.502
23	10 N. CALERO 26.517
24	61 F. MENGHI 26.783
25	13 S. PLADAS 26.796
26	14 L. MAHIAS 31.774

Seg. 2	
1	87 L. ZANETTI 15.431
2	25 A. BALDOLINI 15.438
3	99 P. JACOBSEN 15.447
4	111 K. SMITH 15.455
5	88 N. TEROL 15.478
6	4 G. REA 15.497
7	54 K. SOFUOGLU 15.511
8	5 M. FACCANI 15.536
9	14 L. MAHIAS 15.562
10	52 V. LEONOV 15.562
11	19 K. WAHR 15.587
12	41 A. WAGNER 15.590
13	119 J. CHROBAK 15.590
14	11 C. GAMARINO 15.603
15	6 D. SCHMITTER 15.615
16	44 R. ROLFO 15.618
17	36 M. CARDENAS 15.623
18	92 D. JUHASZ 15.647
19	68 G. SCOTT 15.652
20	43 K. MANFREDI 15.690
21	24 M. RAMIREZ 15.702
22	61 F. MENGHI 15.735
23	89 C. PALOMARES 15.760
24	95 M. POPOV 15.850
25	10 N. CALERO 15.892
26	13 S. PLADAS 15.970

Seg. 3	
1	88 N. TEROL 30.733
2	5 M. FACCANI 30.744
3	54 K. SOFUOGLU 30.802
4	111 K. SMITH 30.808
5	99 P. JACOBSEN 30.816
6	52 V. LEONOV 30.831
7	87 L. ZANETTI 30.916
8	25 A. BALDOLINI 30.936
9	4 G. REA 30.974
10	14 L. MAHIAS 31.087
11	36 M. CARDENAS 31.121
12	19 K. WAHR 31.198
13	44 R. ROLFO 31.214
14	11 C. GAMARINO 31.220
15	24 M. RAMIREZ 31.306
16	89 C. PALOMARES 31.372
17	6 D. SCHMITTER 31.411
18	61 F. MENGHI 31.416
19	41 A. WAGNER 31.468
20	92 D. JUHASZ 31.500
21	10 N. CALERO 31.523
22	43 K. MANFREDI 31.527
23	95 M. POPOV 31.559
24	119 J. CHROBAK 31.560
25	68 G. SCOTT 31.607
26	13 S. PLADAS 32.108

Seg. 4	
1	54 K. SOFUOGLU 31.819
2	99 P. JACOBSEN 31.988
3	87 L. ZANETTI 32.001
4	25 A. BALDOLINI 32.138
5	88 N. TEROL 32.157
6	4 G. REA 32.169
7	111 K. SMITH 32.185
8	5 M. FACCANI 32.188
9	52 V. LEONOV 32.233
10	14 L. MAHIAS 32.269
11	61 F. MENGHI 32.288
12	19 K. WAHR 32.336
13	44 R. ROLFO 32.404
14	68 G. SCOTT 32.495
15	36 M. CARDENAS 32.495
16	92 D. JUHASZ 32.561
17	11 C. GAMARINO 32.571
18	43 K. MANFREDI 32.618
19	6 D. SCHMITTER 32.653
20	119 J. CHROBAK 32.705
21	89 C. PALOMARES 32.709
22	41 A. WAGNER 32.726
23	24 M. RAMIREZ 32.781
24	10 N. CALERO 32.951
25	95 M. POPOV 32.980
26	13 S. PLADAS 33.592





Jerez 4.423 m

Jerez, 18-19-20 September 2015

Supersport - Chronological Analysis Race

Start at 11:40'44.618

4 / 4

43 K. MANFREDI (1'46.511)							
Lap	Seq. 1	Seq. 2	Seq. 3	Seq. 4	Lap Time	km/h	Local Time
1	34.557	15.895	31.612	32.844	1'54.908	234.8	11:42'39.526
2	26.372	15.865	31.753	32.618	1'46.608	233.3	11:44'26.134
3	26.301	15.827	31.527	32.856	1'46.511	234.8	11:46'12.645
4	26.439	15.690	31.715	32.909	1'46.753	235.8	11:47'59.398
5	26.747	15.770	31.751	33.050	1'47.318	237.9	11:49'46.716
6	26.537	15.954	31.773	33.008	1'47.272	230.8	11:51'33.988
7	26.502	16.074	32.064	33.133	1'47.773	231.3	11:53'21.761
8	26.610	15.983	31.755	32.982	1'47.330	233.3	11:55'09.091
9	26.582	16.014	31.959	33.216	1'47.771	234.3	11:56'56.862
10	26.626	16.174	32.159	33.954	1'48.913	231.8	11:58'45.775

52 V. LEONOV (1'44.934)							
Lap	Seq. 1	Seq. 2	Seq. 3	Seq. 4	Lap Time	km/h	Local Time
1	32.982	15.800	31.186	32.384	1'52.352	239.5	11:42'36.970
2	26.280	15.693	31.161	32.233	1'45.367	240.5	11:44'22.337
3	25.948	15.562	31.167	32.257	1'44.934	239.5	11:46'07.271
4	26.071	15.633	30.973	32.489	1'45.166	240.0	11:47'52.437
5	27.735	15.772	31.052	32.409	1'46.968	237.9	11:49'39.405
6	26.155	15.646	30.916	32.536	1'45.253	238.4	11:51'24.658
7	26.049	15.724	30.949	32.761	1'45.483	238.4	11:53'10.141
8	26.006	15.715	30.831	32.465	1'45.017	237.9	11:54'55.158
9	26.093	15.719	30.919	32.538	1'45.269	237.4	11:56'40.427

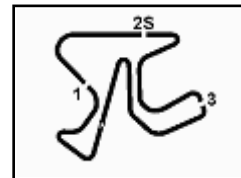
4 G. REA (1'44.841)							
Lap	Seq. 1	Seq. 2	Seq. 3	Seq. 4	Lap Time	km/h	Local Time
1	32.031	15.706	31.177	32.169	1'51.083	236.8	11:42'35.701
2	28.119	15.559	31.015	32.272	1'46.965	240.5	11:44'22.666
3	25.936	15.497	31.065	32.343	1'44.841	241.6	11:46'07.507
4	26.011	15.564	31.060	32.276	1'44.911	238.9	11:47'52.418
5	25.932	15.670	30.974	32.271	1'44.847	237.4	11:49'37.265
6	25.900	15.570	31.158	32.309	1'44.937	238.4	11:51'22.202

61 F. MENGHI (1'47.303)							
Lap	Seq. 1	Seq. 2	Seq. 3	Seq. 4	Lap Time	km/h	Local Time
1	33.118	15.735	31.416	32.288	1'52.557	240.5	11:42'37.175
2	26.783	15.951	32.643	34.132	1'49.509	231.8	11:44'26.684
3	27.253	15.833	31.597	33.316	1'47.999	234.3	11:46'14.683
4	26.799	15.758	31.573	33.173	1'47.303	236.3	11:48'01.986
5	26.919	15.842	32.426	33.469	1'48.656	235.3	11:49'50.642

14 L. MAHIAS (40'39.999)							
Lap	Seq. 1	Seq. 2	Seq. 3	Seq. 4	Lap Time	km/h	Local Time
1	31.774	15.562	31.087	32.269	1'50.692	235.8	11:42'35.310

P = Pits In/Out - C = Lap-Time Cancelled





Jerez, 18-19-20 September 2015

Supersport - Championship Standings

Jerez 4.423 m

1 / 2

	Points	Points From First	Points From Previous	February 22 PHILLIP ISLAND	March 22 BURIRAM	April 12 ARAGON	April 19 ASSEN	May 10 IMOLA	May 24 DONINGTON PARK	June 7 PORTIMÃO	June 21 MISANO	August 2 SEPANG	September 20 JEREZ	October 4 MAGNY COURS	October 18 LOSAIL				
1 SOFUOGLU Kenan (TUR)	193			10 6	20 2	25 1	25 1	25 1	25 1	20 1	5 1	13 1	25 1						
2 JACOBSEN Patrick (USA)	160	33		6 10	16 4	20 2	13 2	13 2	11 3	16 3	20 3	25 3	20 2						
3 CLUZEL Jules (FRA)	155	38	5	25 1			20 3	20 3	20 2	25 2	25 2	20 2	3						
4 ZANETTI Lorenzo (ITA)	129	64	26	20 2		11 5	10 5	16 4	13 4	11 4	16 4	16 4	16 4						
5 REA Gino (GBR)	88	105	41	16 3	6 4	13 4	2 6	9 5	8 5	13 5	13 5	8 5	5						
6 SMITH Kyle (GBR)	80	113	8	13 4		16 6	16 3	1 5		10 6		11 7	13 6						
7 ROLFO Roberto (ITA)	74	119	6	8 8	10 7	6 9	11 8	6 8	5 6	8 7	4 6	10 6	6 7						
8 BALDOLINI Alex (ITA)	59	134	15	9 7	7 8	10 7	7 9				11 9	6 8	9 8						
9 GAMARINO Christian (ITA)	55	138	4	5 11	3 13	7 11		5 13	2 13	9 11	9 11	7 9	8 9						
10 FACCANI Marco (ITA)	53	140	2	4 12	9 9		8 11	11 10	10 10	4 9	7 10		10 10						
11 CARDENAS Martin (COL)	47	146	6		8 13		5 15	7 13	3 11	7 12	6 12	9 11	2 11						
12 WILAIROT Rattapark (THA)	46	147	1	11 5	25 1			10 5					12						
13 MENGHI Fabio (ITA)	38	155	8	1 15		9 15	4 14	4 16		6 13	10 13	4 13	13						
14 SCHMITTER Dominic (SUI)	37	156	1	7 9	1 13	8 10	3 12	3 11		2 13	3 15	5 14	5 14						
15 RUSSO Riccardo (ITA)	31	162	6			5 18	6 16	8 15	4 11		8 14		15						
16 MAHIAS Lucas (FRA)	22	171	9		13 9		9 12		13	16	16	16	16						
17 WAHR Kevin (GER)	20	173	2		4 17	4 16		18	18	21	21	2 19	3 18	7 17					
18 RYDE Kyle (GBR)	16	177	4						16 17	17	17	17	18						
19 RAMIREZ Marcos (ESP)	12	181	4			2 23		23	28	5 22		1 22	4 19						
20 TEROL Nicolas (ESP)	11	182	1										11 20						
21 WILAIROT Rattapong (THA)	11	182	0		11 12			17	18	18	18	19	20						
22 STAPLEFORD Luke (GBR)	10	183	1						10 19	19	19	20	22						
23 WAGNER Aiden (AUS)	10	183	0	3 13				2 19				2 24	3 22						
24 HORNSEY Sam (GBR)	9	184	1						9 20	20	21	21	24						
25 SCOTT Glenn (AUS)	8	185	1	2 14	2 17			21	26	3 22	1 22		25						
26 TUULI Niki (FIN)	7	186	1						7 22	22	23	24	26						

First Line: Championship Standings - Second Line: Ranking Progression

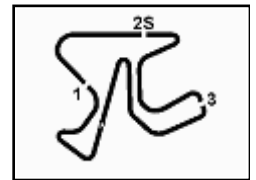
FIAT PERUGIA TIMING



Official Tyre Supplier



Official Timekeeper



Jerez 4.423 m

Jerez, 18-19-20 September 2015

Supersport - Championship Standings

2 / 2

	Points	Points From First	Points From Previous	February 22 PHILLIP ISLAND	March 22 BURIRAM	April 12 ARAGON	April 19 ASSEN	May 10 IMOLA	May 24 DONINGTON PARK	June 7 PORTIMÃO	June 21 MISANO	August 2 SEPANG	September 20 JEREZ	October 4 MAGNY COURS	October 18 LOSAIL			
27 REID Andy (GBR)	6	187	1						6	23	25	25	26	27				
28 KRAISART Decha (THA)	5	188	1		5 16	18	19	19	24	26	26	27	28					
29 IVANOV Alexey (RUS)	3	190	2			3 21	21	22	27	28	28	28	29					
30 MORCIANO Luigi (ITA)	2	191	1			1 24	1 23	23	28	29	29	29	30					
31 CHROBAK Janos (HUN)	1	192	1										1 31					
32 PRAIA Miguel (POR)	1	192	0							1 30	30	30	31					
33 CLARKE Kieran (GBR)	1	192	0						1 30	30	30	30	31					

First Line: Championship Standings - Second Line: Ranking Progression

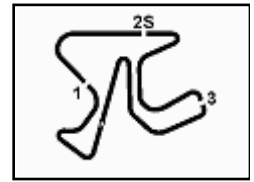
PIRELLI PERUGIA TIMING



Official Tyre Supplier



Official Timekeeper



Jerez 4.423 m

Jerez, 18-19-20 September 2015

Supersport - Manufacturers Standings

	Points	Points From First	Points From Previous	February 22 PHILLIP ISLAND	March 22 BURIRAM	April 12 ARAGON	April 19 ASSEN	May 10 IMOLA	May 24 DONINGTON PARK	June 7 PORTIMÃO	June 21 MISANO	August 2 SEPANG	September 20 JEREZ	October 4 MAGNY COURS	October 18 LOSAIL			
1 KAWASAKI	197			10 3	20 3	25 2	25 1	25 1	25 1	20 1	9 1	13 2	25 1					
2 MV AGUSTA	189	8		25 1	7 2	11 3	20 3	20 2	20 2	25 2	25 2	20 1	16 2					
3 HONDA	172	25	17	16 2	25 1	16 1	16 2	10 2	8 3	16 3	20 3	25 3	20 3					
4 YAMAHA	61	136	111	3 4	5 4	9 4	4 4	4 4	16 4	6 4	10 4	4 4	4 4					
5 TRIUMPH	10	187	51						10 5	5	5	5	5					

First Line: Championship Standings - Second Line: Ranking Progression

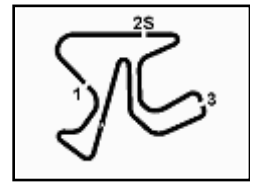
PIR PERUGIA TIMING



Official Tyre Supplier



Official Timekeeper

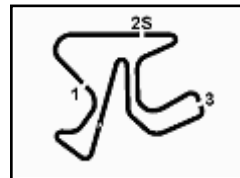


Jerez 4.423 m

Jerez, 18-19-20 September 2015
Supersport - Pirelli Best Lap Award

Points	Points From First	Points From Previous	February 22	March 22	April 12	April 19	May 10	May 24	June 7	June 21	August 2	September 20	October 4	October 18			
			PHILLIP ISLAND	BURIRAM	ARAGON	ASSEN	IMOLA	DONINGTON PARK	PORTIMÃO	MISANO	SEPANG	JEREZ	MAGNY COURS	LOSAIL			
Fastest Laps																	
1	5			1		1	1	1		1							
2	3	2	1						1		1						
3	2	3	1		1							1					



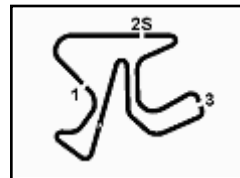


Jerez, 18-19-20 September 2015
Supersport - Rider's Performance

Jerez 4.423 m

	Points	Points From First	Points From Previous	February 22 PHILLIP ISLAND		March 22 BURIRAM		April 12 ARAGON		April 19 ASSEN		May 10 IMOLA		May 24 DONINGTON PARK		June 7 PORTIMÃO		June 21 MISANO		August 2 SEPANG		September 20 JEREZ		October 4 MAGNY COURS		October 18 LOSAIL												
				G	R	G	R	G	R	G	R	G	R	G	R	G	R	G	R	G	R	G	R	G	R	G	R	G	R	G	R	G	R	G	R	G	R	
1 SOFUOGLU	193			2	6	1	2	2	1	2	1	2	1	1	1	2	2	2	11	2	4	1	1															
2 JACOBSEN	160	33		13	10	6	3	3	2	3	4	4	4	6	5	3	3	3	2	1	1	3	2															
3 CLUZEL	155	38	5	1	1	2	Rt	1	Rt	1	2	1	2	3	2	1	1	1	1	3	2																	
4 ZANETTI	129	64	26	3	2	4	Rt	6	5	5	6	5	3	5	4	8	5	4	3	5	3	2	3															
5 REA	88	105	41	4	3	9	10	7	4	10	14	7	7	8	8	5	4	5	4	6	8	7	Rt															
6 SMITH	80	113	8	5	4	3	Rt	4	3	4	3	10	15	9	Rt	4	6	11	Rt	7	5	5	4															
7 ROLFO	74	119	6	8	8	8	6	13	10	8	5	12	10	10	11	9	8	8	12	4	6	10	10															
8 BALDOLINI	59	134	15	16	7	16	9	17	6	15	9	6	Rt	18	Rt	6	Rt	7	5	8	10	9	7															
9 GAMARINO	55	138	4	19	11	19	13	14	9	6	Rt	14	11	14	14	13	7	9	7	9	9	13	8															
10 FACCANI	53	140	2	15	12	11	7	9	Rt	9	8	3	5	24	Rt	12	12	12	9	10	16	4	6															
11 CARDENAS	47	146	6	14	Rt	12	8	12	Rt	17	11	15	9	17	13	10	9	14	10	11	7	12	14															
12 WILAIROT	46	147	1	6	5	7	1	8	Rt	11	19	8	6																									
13 MENGHI	38	155	8	11	15	15	Rt	10	7	13	12	13	12	11	Rt	7	10	6	6	13	12	14	Rt															
14 SCHMITTER	37	156	1	9	9	10	15	11	8	14	13	17	13	23	Rt	16	14	17	13	14	11	15	11															
15 RUSSO	31	162	6	10	Rt	13	Rt	16	11	16	10	9	8	15	12	11	Rt	13	8																			
16 MAHIAS	22	171	9	7	Rt	5	4	5	Rt	7	7	11	Rt	20	Rt							6	Rt															
17 WAHR	20	173	2	17	16	21	12	15	12	12	Rt	16	Rt	12	Rt	15	Rt	10	14	12	13	16	9															
18 RYDE	16	177	4											2	3																							
19 RAMIREZ	12	181	4	22	19			20	14					28	17	17	11	18	Rt	18	15	19	12															
20 TEROL	11	182	1																			11	5															
21 WILAIROT	11	182	0			14	5													16	17																	
22 STAPLEFORD	10	183	1											4	6																							
23 WAGNER	10	183	0	12	13							20	14	19	Rt					15	14	17	13															
24 HORNSEY	9	184	1											7	7																							
25 SCOTT	8	185	1	18	14	23	14	19	18	18	Rt	18	Rt	21	16	14	13	15	15	17	Rt	23	16															
26 TUULI	7	186	1											16	9																							
27 REID	6	187	1											13	10																							
28 KRAISART	5	188	1			17	11																															
29 IVANOV	3	190	2					18	13					26	Rt			16	Rt																			
30 MORCIANO	2	191	1					23	15	21	15																											
31 CHROBAK	1	192	1															22	Rt			22	15															
32 PRAIA	1	192	0													18	15																					
33 CLARKE	1	192	0	21	18	22	Rt	22	16	19	16	21	16	22	15																							

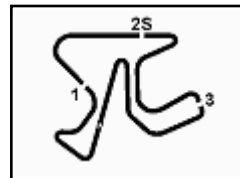
G = Grid - 1 = Race 1 - 2 = Race 2
Ns = Did Not Start - Rt = Retired - Ex = Excluded - Fl = Fallen



Jerez, 18-19-20 September 2015

Supersport - Best Laps & Speeds

No.	Rider		Best Lap		FP1		FP2		FP3		QP1		WU		RC	
	Nat	Bike	laps	speed	laps	speed	laps	speed	laps	speed	laps	speed	laps	speed	laps	speed
1	54	SOFUOGLU Kenan	94	246	16	245	18	242	22	246	13	243	6	242	19	239
		TUR Kawasaki ZX-6R														
2	16	CLUZEL Jules	25	243	11	243	14	240								
		FRA MV Agusta F3 675														
3	87	ZANETTI Lorenzo	87	246	12	246	14	239	19	241	15	244	8	242	19	242
		ITA MV Agusta F3 675														
4	99	JACOBSEN Patrick	95	246	17	245	17	244	16	243	17	243	9	246	19	241
		USA Honda CBR600RR														
5	5	FACCANI Marco	99	244	18	244	20	242	21	241	14	240	7	239	19	242
		ITA Kawasaki ZX-6R														
6	111	SMITH Kyle	95	248	15	248	16	244	17	243	20	243	8	242	19	245
		GBR Honda CBR600RR														
7	52	LEONOV Vladimir	73	246	15	244	2	218	19	242	19	241	9	246	9	241
		RUS Yamaha YZF R6														
8	4	REA Gino	85	244	18	244	19	241	17	240	16	241	9	241	6	242
		GBR Honda CBR600RR														
9	88	TEROL Nicolas	63	245					18	240	17	242	9	244	19	245
		ESP MV Agusta F3 675														
10	14	MAHIAS Lucas	79	243	16	243	18	242	24	239	13	242	8	239		
		FRA Yamaha YZF R6														
11	25	BALDOLINI Alex	90	245	15	244	13	245	17	244	17	244	9	244	19	244
		ITA MV Agusta F3 675														
12	44	ROLFO Roberto	94	245	17	245	18	242	15	239	16	243	9	244	19	244
		ITA Honda CBR600RR														
13	36	CARDENAS Martin	90	243	13	239	18	238	19	243	13	242	8	238	19	241
		COL Honda CBR600RR														
14	11	GAMARINO Christian	100	244	20	244	18	243	17	242	17	244	9	243	19	241
		ITA Kawasaki ZX-6R														
15	19	WAHR Kevin	78	244	19	243			17	243	14	240	9	244	19	243
		GER Honda CBR600RR														
16	61	MENGIH Fabio	77	244	17	244	16	240	15	241	15	242	9	239	5	241
		ITA Yamaha YZF R6														
17	24	RAMIREZ Marcos	102	242	17	238	20	239	20	241	17	242	9	242	19	241
		ESP Honda CBR600RR														
18	6	SCHMITTER Dominic	102	244	17	242	20	239	20	241	17	243	9	244	19	244
		SUI Kawasaki ZX-6R														
19	41	WAGNER Aiden	102	242	17	241	20	242	20	239	17	237	9	237	19	238
		AUS Honda CBR600RR														
20	68	SCOTT Glenn	96	244	19	244	20	242	14	241	15	241	9	244	19	244
		AUS Honda CBR600RR														
21	89	PALOMARES Christian	106	238	18	238	21	237	20	238	19	237	9	237	19	237
		ESP Yamaha YZF R6														



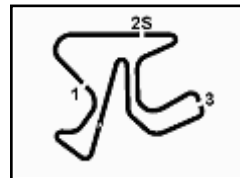
Jerez 4.423 m

Jerez, 18-19-20 September 2015

Supersport - Best Laps & Speeds

2 / 2

No.	Rider		Best Lap		FP1		FP2		FP3		QP1		WU		RC	
	Nat	Bike	laps	speed	laps	speed	laps	speed	laps	speed	laps	speed	laps	speed	laps	speed
22	43	MANFREDI Kevin	1'46.045		1'47.563		1'47.379		1'46.558		1'46.045		1'46.552		1'46.511	
	ITA	Honda CBR600RR	73	242	11	238	9	241	19	240	15	242	9	241	10	238
23	92	JUHASZ David	1'46.062		1'48.455		1'48.316		1'48.006		1'46.339		1'46.062		1'46.280	
	HUN	Honda CBR600RR	85	243	19	243	13	238	6	242	19	241	9	243	19	243
24	119	CHROBAK Janos	1'46.235		1'48.717		1'47.189		1'47.931		1'46.436		1'46.235		1'46.402	
	HUN	Honda CBR600RR	101	244	20	244	22	241	11	242	20	243	9	244	19	243
25	95	POPOV Miroslav	1'46.704		1'48.737		1'48.795		1'47.058		1'47.170		1'46.704		1'47.349	
	CZE	MV Agusta F3 675	98	239	17	237	18	233	22	238	13	236	9	239	19	237
26	10	CALERO Nacho	1'47.084		1'49.004		1'48.110		1'47.784		1'47.276		1'48.455		1'47.084	
	ESP	Honda CBR600RR	96	239	16	234	18	233	17	239	18	238	8	239	19	237
27	13	PLADAS Sarunas	1'47.962		1'49.210		1'48.191		1'47.962		1'48.949		1'49.279		1'48.800	
	LTU	Yamaha YZF R6	75	235	14	235	14	233	14	233	7	235	7	235	19	235
28	53	MORRENTINO Nicola Jr.	1'47.976		1'49.895		1'48.323		1'47.976		1'48.255		1'48.780			
	ITA	MV Agusta F3 675	45	238	10	234	14	232	12	233	4	231	5	238		


Jerez, 18-19-20 September 2015
Supersport - Race Winners

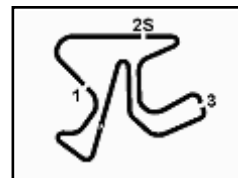
	2012	2013	2014	2015
01 Phillip Island	Sofuoglu K. (Tur) Kaw	Sofuoglu K. (Tur) Kaw	Cluzel J. (Fra) Mva	Cluzel J. (Fra) Mva
02 Buriram				Wilairot R. (Tha) Hon
03 Aragon	Lowes S. (Gbr) Hon	Foret F. (Fra) Kaw	Sofuoglu K. (Tur) Kaw	Sofuoglu K. (Tur) Kaw
04 Assen	Lanzi L. (Ita) Hon	Lowes S. (Gbr) Yam	vd Mark M. (Ned) Hon	Sofuoglu K. (Tur) Kaw
05 Imola	Foret F. (Fra) Kaw	Sofuoglu K. (Tur) Kaw	Zanetti L. (Ita) Hon	Sofuoglu K. (Tur) Kaw
06 Donington	Lowes S. (Gbr) Hon	Lowes S. (Gbr) Yam	vd Mark M. (Ned) Hon	Sofuoglu K. (Tur) Kaw
07 Portimão	Cluzel J. (Fra) Hon	Lowes S. (Gbr) Yam	vd Mark M. (Ned) Hon	Cluzel J. (Fra) Mva
08 Misano	Sofuoglu K. (Tur) Kaw		Cluzel J. (Fra) Mva	Cluzel J. (Fra) Mva
09 Sepang			vd Mark M. (Ned) Hon	Jacobsen P. (Usa) Hon
10 Jerez		Lowes S. (Gbr) Yam	vd Mark M. (Ned) Hon	Sofuoglu K. (Tur) Kaw
11 Magny Cours	Cluzel J. (Fra) Hon	Sofuoglu K. (Tur) Kaw	Cluzel J. (Fra) Mva	
12 Losail			vd Mark M. (Ned) Hon	

2015

- 5 K. Sofuoglu
- 3 J. Cluzel
- 1 P. Jacobsen
- 1 R. Wilairot

ALL TIMES

- | | | |
|-------------------|-----------------|-------------------|
| 32 K. Sofuoglu | 4 J. Whitham | 1 G. Nannelli |
| 16 F. Foret | 4 V. Guareschi | 1 J. Vd Goorbergh |
| 13 S. Charpentier | 4 K. Curtain | 1 L. Lanzi |
| 12 E. Laverty | 4 C. Vermeulen | 1 Y. Tiberio |
| 11 P. Casoli | 3 I. MacPherson | 1 M. Roccoli |
| 11 K. Muggeridge | 3 C. Kellner | 1 M. Pirro |
| 10 J. Cluzel | 3 L. Scassa | 1 G. Rea |
| 8 S. Chambon | 3 J. Lascorz | 1 L. Zanetti |
| 8 S. Lowes | 3 J. Rea | 1 P. Jacobsen |
| 7 A. Pitt | 2 R. Xaus | 1 R. Wilairot |
| 6 F. Pirovano | 2 W. Zeelenberg | |
| 6 K. Fujiwara | 2 J. Brookes | |
| 6 J. Teuchert | 2 A. West | |
| 6 B. Parkes | 1 P. Bontempi | |
| 6 C. Davies | 1 M. Meregalli | |
| 6 M. vd Mark | 1 M. Paquay | |
| 5 C. Crutchlow | 1 P. Riba | |



Jerez, 18-19-20 September 2015

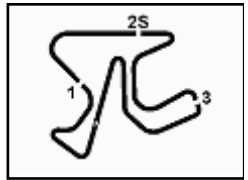
Supersport - Team Standings

	February 22 PHILLIP ISLAND	March 22 BURIRAM	April 12 ARAGON	April 19 ASSEN	May 10 IMOLA	May 24 DONINGTON PARK	June 7 PORTIMÃO	June 21 MISANO	August 2 SEPANG	September 20 JEREZ	October 4 MAGNY COURS	October 18 LOSAIL						
1 MV Agusta Reparto Corse	295																	
CLUZEL Jules	155	25			20	20	20	25	25	20								
ZANETTI Lorenzo	129	20		11	10	16	13	11	16	16	16							
TEROL Nicolas	11										11							
2 Kawasaki Puccetti Racing	246																	
SOFUOGLU Kenan	193	10	20	25	25	25	20	5	13	25								
FACCANI Marco	53	4	9		8	11		4	7		10							
3 CIA Landlords Insurance Honda	182																	
REA Gino	86	16	6	13	<u>2</u>	9	8	13	13	8								
RUSSO Riccardo	62			5	6	8	4		8									
CARDENAS Martin	31		8		5	<u>7</u>	<u>2</u>	7	<u>6</u>									
WAGNER Aiden	3									<u>2</u>	3							
CLARKE Kieran						<u>1</u>												
PRAIA Miguel							<u>1</u>											
4 CORE" Motorsport Thailand	133																	
JACOBSEN Patrick	81							16	20	25	20							
WILAIROT Ratthapark	46	11	25			10												
REID Andy	6						6											
5 Kawasaki Intermoto Ponyexpres	103																	
JACOBSEN Patrick	79	6	16	20	13	13	11											
MAHIAS Lucas	22		13		9													
WAGNER Aiden	2					2												
6 Team Go Eleven	92																	
GAMARINO Christian	55	5	3	7		5	2	9	9	7	8							
SCHMITTER Dominic	37	7	1	8	3	3		2	3	5	5							
7 Team Lorini	86																	
ROLFO Roberto	74	8	10	6	11	6	5	8	4	10	6							
RAMIREZ Marcos	10							5		1	4							
MORCIANO Luigi	2			1	1													
8 PATA Honda World Supersport Team	80																	
SMITH Kyle	80	13		16	16	1		10		11	13							
9 Race Department ATK#25	59																	
BALDOLINI Alex	59	9	7	10	7				11	6	9							
10 VFT Racing	38																	
MENGIHI Fabio	38	1		9	4	4		6	10	4								
11 SMS Racing	20																	
WAHR Kevin	20		4	4					2	3	7							
12 Profile Racing	19																	
STAPLEFORD Luke	10						10											
HORNSEY Sam	9						9											
13 Pacedayz European TrackDays	16																	
RYDE Kyle	16						16											
14 A.P. Honda Racing Thailand	11																	
WILAIROT Ratthapong	11		11															
15 AARK Racing	8																	
SCOTT Glenn	8	2	2					3	1									
16 Kallio Racing	7																	
TUULI Niki	7						7											
17 Yamaha Thailand Racing Team	5																	
KRAISART Decha	5		5															
18 DMC Racing	3																	
IVANOV Alexey	3			3														
19 Oz Wildcard Racing	3																	
WAGNER Aiden	3	3																
20 Autos Arroyo Pastrana Racing Team	2																	
RAMIREZ Marcos	2			2														

42

WSS

103/11



Jerez 4.423 m

2 / 2

21 Schmidt Racing		1												
CHROBAK Janos	1													1

