

Phillip Island 4.445 m

1 / 2

Australian Round, 26-27-28 February 2016

World Superbike - Results Race 1

Laps 22 = 97,790 Km - Time Of Race 33'47.823 - Avg. 173,607 km/h

Pos	Race	Grid	No.	Rider	Nat	Team	Bike	LL	Gap	Fastest Lap	Speed	Qualifying		Ranking			
												Time	Speed	R1	R2	Tot	Pos
1	3	1	J. REA	GBR	Kawasaki Racing Team	Kawasaki ZX-10R	22		1'31.547	307,7	1'30.170	309,5	25	25	1		
2	9	7	C. DAVIES	GBR	Aruba.it Racing - Ducati	Ducati 1199 Panigale R	22	0.063	1'31.540	312,1	1'30.717	305,1	20	20	2		
3	6	60	M. VAN DER MARK	NED	Honda World Superbike Team	Honda CBR1000RR SP	22	0.487	1'31.469	315,8	1'30.468	305,9	16	16	3		
4	2	34	D. GIUGLIANO	ITA	Aruba.it Racing - Ducati	Ducati 1199 Panigale R	22	0.647	1'31.445	307,7	1'30.098	305,1	13	13	4		
5	1	66	T. SYKES	GBR	Kawasaki Racing Team	Kawasaki ZX-10R	22	3.429	1'31.603	313,0	1'30.020	305,9	11	11	5		
6	4	50	S. GUINTOLI	FRA	Pata Yamaha Official WSBK Team	Yamaha YZF R1	22	3.510	1'31.767	310,3	1'30.281	306,8	10	10	6		
7	10	2	L. CAMIER	GBR	MV Agusta Reparto Corse	MV Agusta 1000 F4	22	10.721	1'32.052	304,2	1'30.795	300,8	9	9	7		
8	12	81	J. TORRES	ESP	Althea BMW Racing Team	BMW S1000 RR	22	11.539	1'31.812	313,0	1'31.207	311,2	8	8	8		
9	7	69	N. HAYDEN	USA	Honda World Superbike Team	Honda CBR1000RR SP	22	15.534	1'31.704	313,0	1'30.479	306,8	7	7	9		
10	14	25	J. BROOKES	AUS	Milwaukee BMW	BMW S1000 RR	22	23.239	1'32.237	312,1	1'31.927	305,9	6	6	10		
11	17	40	R. RAMOS	ESP	Team GoEleven	Kawasaki ZX-10R	22	23.411	1'32.470	305,9	1'32.194	307,7	5	5	11		
12	8	32	L. SAVADORI	ITA	IodaRacing Team	Aprilia RSV4 RF	22	24.012	1'31.865	309,5	1'30.609	311,2	4	4	12		
13	16	17	K. ABRAHAM	CZE	Milwaukee BMW	BMW S1000 RR	22	37.281	1'32.792	314,0	1'32.117	306,8	3	3	13		
14	21	46	M. JONES	AUS	Desmo Sport Ducati	Ducati 1199 Panigale R	22	44.720	1'32.774	302,5	1'33.722	291,1	2	2	14		
15	15	20	S. BARRIER	FRA	Pedercini Racing	Kawasaki ZX-10R	22	46.357	1'32.991	306,8	1'32.077	303,4	1	1	15		
16	19	9	D. SCHMITTER	SUI	Grillini Racing Team	Kawasaki ZX-10R	22	1'08.238	1'34.432	298,3	1'33.664	303,4					
17	20	11	S. AL SULAITI	QAT	Pedercini Racing	Kawasaki ZX-10R	22	1'08.299	1'34.179	298,3	1'33.690	288,8					
18	22	56	P. SEBESTYÉN	HUN	Team Tóth	Yamaha YZF R1	22	1'30.771	1'34.770	298,3	1'34.346	293,5					
19	23	10	I. TÓTH	HUN	Team Tóth	Yamaha YZF R1	21	1 Lap	1'37.360	291,9	1'36.272	295,9					
-----Not Classified-----																	
RET	11	21	M. REITERBERGER	GER	Althea BMW Racing Team	BMW S1000 RR	21	1 Lap	1'31.940	309,5	1'31.031	307,7					
RET	5	22	A. LOWES	GBR	Pata Yamaha Official WSBK Team	Yamaha YZF R1	16	6 Laps	1'31.848	308,6	1'30.354	304,2					
RET	13	12	X. FORÉS	ESP	Barni Racing Team	Ducati 1199 Panigale R	11	11 Laps	1'32.417	303,4	1'31.871	300,8					
RET	18	15	A. DE ANGELIS	RSM	IodaRacing Team	Aprilia RSV4 RF	3	19 Laps	1'33.192	310,3	1'33.507	308,6					

AIR	Humidity:	68%	Temp:	22°C
TRACK	Condition:	Dry	Temp:	36°C

Fastest Lap	22° Davide Giugliano	1'31.445	174,990	Km/h
Lap Record:	Best Lap			

LAP LEADERS				
No.	Rider	From	To	Total
1	J. REA	1	2	2
66	T. SYKES	3	6	4
1	J. REA	7	22	16

TOTAL LEADER LAPS		
No.	Rider	Laps
1	J. REA	18
66	T. SYKES	4

27/02/2016 Start 15:01 End 15:36

The results are provisional until the end of the time limit for protests and appeals and the completion of the technical checks.

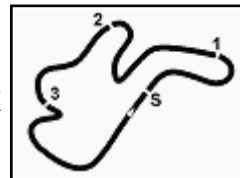
FCR PERDIA TINING



Official Tyre Supplier



Official Timekeeper



Australian Round, 26-27-28 February 2016 World Superbike - Results Race 1

RACE HIGHLIGHTS

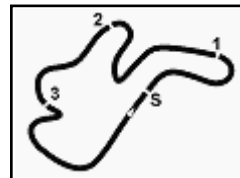
14.40.10		Pit Lane Exit Will Close in:
14.58.04		Warm-up Lap Start
15.01.07		Start
15.04.12		No Jump Start
15.07.05	15 De Angelis	Entered Pits
15.19.25	12 Forés	Entered Pits
15.20.50	12 Forés	Out
15.24.21	12 Forés	Medical Center
15.26.14	22 Lowes	Crashed - Turn 2
15.26.45	22 Lowes	Out
15.33.09	15 De Angelis	Out
15.34.54	21 Reiterberger	Crashed - Turn 12
15.36.16		End Of Session

27/02/2016 Start 15:01 End 15:36

The results are provisional until the end of the time limit for protests and appeals and the completion of the technical checks.

FCR PEROGIA TUNING





Phillip Island 4.445 m

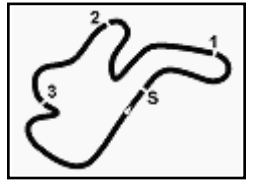
Australian Round, 26-27-28 February 2016 World Superbike - Lap Chart Race 1

102/01

1 / 3

Pos	Lap																					
	1	2	3	4	5	6	7	8	9	10	11	12	13	14	15	16	17	18	19	20	21	22
1	1	1	66	66	66	66	1	1	1	1	1	1	1	1	1	1	1	1	1	1	1	1
2	66	66	1	7	1	1	66	34	34	7	7	34	34	7	7	7	7	7	7	7	7	7
3	34	60	7	1	34	7	34	7	7	60	60	60	7	34	34	60	60	60	60	60	60	60
4	60	7	34	34	7	60	7	66	60	34	34	7	60	60	60	34	34	34	34	34	34	34
5	7	34	60	60	60	34	60	60	69	69	69	69	69	66	66	66	66	66	66	66	66	66
6	22	22	22	22	22	22	69	69	66	66	66	66	66	69	50	50	50	50	50	50	50	50
7	69	69	69	69	69	69	22	22	22	22	50	50	50	50	22	22	69	69	69	69	2	2
8	50	50	50	50	50	50	50	50	50	22	22	22	22	69	69	2	2	81	2	81	2	81
9	32	32	32	32	32	32	32	32	32	32	32	32	2	2	2	2	81	81	2	81	69	69
10	21	21	21	21	21	21	21	81	81	81	2	81	81	81	81	21	21	21	21	21	21	25
11	12	12	12	2	2	2	81	2	2	2	81	2	21	21	21	81	32	32	32	32	32	40
12	15	40	2	12	81	81	2	21	21	21	21	21	32	32	32	32	25	25	25	25	25	32
13	40	2	81	81	25	25	25	25	25	25	25	25	25	25	25	40	40	40	40	40	40	17
14	81	15	40	40	12	40	40	40	40	40	40	40	40	40	40	17	17	17	17	17	17	46
15	2	81	25	25	40	12	12	12	12	12	12	17	17	20	17	20	20	20	46	46	20	9
16	20	25	15	46	17	46	17	17	17	17	17	20	20	17	20	20	46	46	46	20	20	9
17	25	17	17	17	46	20	20	20	20	20	20	46	46	46	46	9	9	9	9	11	9	11
18	17	46	46	20	20	17	46	46	46	46	46	9	11	9	9	9	11	11	11	9	11	56
19	46	20	20	9	9	9	9	9	9	9	11	9	11	11	11	56	56	56	56	56	56	56
20	56	56	9	11	11	11	11	11	11	11	11	56	56	56	56	56	10	10	10	10	10	10
21	9	11	11	56	56	56	56	56	56	56	56	10	10	10	10	10						
22	11	9	56	10	10	10	10	10	10	10	10											
23	10	10	10																			

Final Result		
1	1 J. REA	Laps 22
2	7 C. DAVIES	0.063
3	60 M. VAN DER MARK	0.487
4	34 D. GIUGLIANO	0.647
5	66 T. SYKES	3.429
6	50 S. GUINTOLI	3.510
7	2 L. CAMIER	10.721
8	81 J. TORRES	11.539
9	69 N. HAYDEN	15.534
10	25 J. BROOKES	23.239
11	40 R. RAMOS	23.411
12	32 L. SAVADORI	24.012
13	17 K. ABRAHAM	37.281
14	46 M. JONES	44.720
15	20 S. BARRIER	46.357
16	9 D. SCHMITTER	1'08.238
17	11 S. AL SULAITI	1'08.299
18	56 P. SEBESTYÉN	1'30.771
19	10 I. TÓTH	1 Lap
RET	21 M. REITERBERGER	1 Lap
RET	22 A. LOWES	6 Laps
RET	12 X. FORÉS	11 Laps
RET	15 A. DE ANGELIS	19 Laps



Phillip Island 4.445 m

Australian Round, 26-27-28 February 2016 World Superbike - Lap Chart Race 1

102/01

2 / 3

Lap 1

1	1 J.Rea (GBR)	
2	66 T.Sykes (GBR)	0.113
3	34 D.Giugliano (ITA)	0.347
4	60 M.van der Mark (NED)	0.384
5	7 C.Davies (GBR)	0.458
6	22 A.Lowes (GBR)	0.814
7	69 N.Hayden (USA)	0.934
8	50 S.Guintoli (FRA)	1.359
9	32 L.Savadori (ITA)	1.608
10	21 M.Reiterberger (GER)	2.309
11	12 X.Forés (ESP)	2.571
12	15 A.De Angelis (RSM)	2.933
13	40 R.Ramos (ESP)	3.056
14	81 J.Torres (ESP)	3.411
15	2 L.Camier (GBR)	3.720
16	20 S.Barrier (FRA)	4.250
17	25 J.Brookes (AUS)	4.253
18	17 K.Abraham (CZE)	4.509
19	46 M.Jones (AUS)	4.787
20	56 P.Sebestyén (HUN)	5.233
21	9 D.Schmitter (SUI)	5.591
22	11 S.Al Sulaiti (QAT)	5.834
23	10 I.Tóth (HUN)	8.389

4	34 D.Giugliano (ITA)	0.476
5	60 M.van der Mark (NED)	0.689
6	22 A.Lowes (GBR)	0.922
7	69 N.Hayden (USA)	1.215
8	50 S.Guintoli (FRA)	1.500
9	32 L.Savadori (ITA)	1.582
10	21 M.Reiterberger (GER)	4.262
11	2 L.Camier (GBR)	4.882
12	12 X.Forés (ESP)	5.267
13	81 J.Torres (ESP)	5.268
14	40 R.Ramos (ESP)	5.470
15	25 J.Brookes (AUS)	6.244
16	46 M.Jones (AUS)	8.713
17	17 K.Abraham (CZE)	8.937
18	20 S.Barrier (FRA)	9.294
19	9 D.Schmitter (SUI)	13.218
20	11 S.Al Sulaiti (QAT)	13.750
21	56 P.Sebestyén (HUN)	14.461
22	10 I.Tóth (HUN)	24.991

12	2 L.Camier (GBR)	6.437
13	25 J.Brookes (AUS)	7.871
14	40 R.Ramos (ESP)	8.612
15	12 X.Forés (ESP)	9.326
16	17 K.Abraham (CZE)	13.499
17	20 S.Barrier (FRA)	13.839
18	46 M.Jones (AUS)	14.916
19	9 D.Schmitter (SUI)	21.239
20	11 S.Al Sulaiti (QAT)	21.580
21	56 P.Sebestyén (HUN)	25.798
22	10 I.Tóth (HUN)	42.105

Lap 11

1	1 J.Rea (GBR)	
2	7 C.Davies (GBR)	0.094
3	60 M.van der Mark (NED)	0.128
4	34 D.Giugliano (ITA)	0.266
5	69 N.Hayden (USA)	0.611
6	66 T.Sykes (GBR)	0.864
7	50 S.Guintoli (FRA)	1.184
8	22 A.Lowes (GBR)	1.751
9	32 L.Savadori (ITA)	5.376
10	2 L.Camier (GBR)	6.878
11	81 J.Torres (ESP)	6.893
12	21 M.Reiterberger (GER)	7.131
13	25 J.Brookes (AUS)	10.237
14	40 R.Ramos (ESP)	11.155
15	12 X.Forés (ESP)	14.310
16	17 K.Abraham (CZE)	18.978
17	20 S.Barrier (FRA)	19.196
18	46 M.Jones (AUS)	21.370
19	9 D.Schmitter (SUI)	32.106
20	11 S.Al Sulaiti (QAT)	32.269
21	56 P.Sebestyén (HUN)	41.900
22	10 I.Tóth (HUN)	1'03.919

Lap 5

1	66 T.Sykes (GBR)	
2	1 J.Rea (GBR)	0.081
3	34 D.Giugliano (ITA)	0.129
4	7 C.Davies (GBR)	0.247
5	60 M.van der Mark (NED)	0.387
6	22 A.Lowes (GBR)	0.837
7	69 N.Hayden (USA)	1.120
8	50 S.Guintoli (FRA)	1.373
9	32 L.Savadori (ITA)	1.977
10	21 M.Reiterberger (GER)	5.068
11	2 L.Camier (GBR)	5.390
12	81 J.Torres (ESP)	5.602
13	25 J.Brookes (AUS)	6.641
14	12 X.Forés (ESP)	6.860
15	40 R.Ramos (ESP)	7.049
16	17 K.Abraham (CZE)	10.063
17	46 M.Jones (AUS)	10.268
18	20 S.Barrier (FRA)	10.499
19	9 D.Schmitter (SUI)	15.720
20	11 S.Al Sulaiti (QAT)	16.253
21	56 P.Sebestyén (HUN)	17.962
22	10 I.Tóth (HUN)	30.782

Lap 8

1	1 J.Rea (GBR)	
2	34 D.Giugliano (ITA)	0.038
3	7 C.Davies (GBR)	0.182
4	66 T.Sykes (GBR)	0.400
5	60 M.van der Mark (NED)	0.463
6	69 N.Hayden (USA)	0.624
7	22 A.Lowes (GBR)	1.107
8	50 S.Guintoli (FRA)	1.358
9	32 L.Savadori (ITA)	3.444
10	81 J.Torres (ESP)	6.177
11	2 L.Camier (GBR)	6.548
12	21 M.Reiterberger (GER)	6.614
13	25 J.Brookes (AUS)	8.116
14	40 R.Ramos (ESP)	8.847
15	12 X.Forés (ESP)	9.835
16	17 K.Abraham (CZE)	14.370
17	20 S.Barrier (FRA)	14.691
18	46 M.Jones (AUS)	16.334
19	9 D.Schmitter (SUI)	23.625
20	11 S.Al Sulaiti (QAT)	24.033
21	56 P.Sebestyén (HUN)	29.281
22	10 I.Tóth (HUN)	47.181

Lap 12

1	1 J.Rea (GBR)	
2	34 D.Giugliano (ITA)	0.179
3	60 M.van der Mark (NED)	0.311
4	7 C.Davies (GBR)	0.334
5	69 N.Hayden (USA)	0.393
6	66 T.Sykes (GBR)	0.694
7	50 S.Guintoli (FRA)	0.804
8	22 A.Lowes (GBR)	1.529
9	32 L.Savadori (ITA)	6.164
10	81 J.Torres (ESP)	6.725
11	2 L.Camier (GBR)	6.974
12	21 M.Reiterberger (GER)	7.142
13	25 J.Brookes (AUS)	10.745
14	40 R.Ramos (ESP)	11.548
15	17 K.Abraham (CZE)	20.009
16	20 S.Barrier (FRA)	20.923
17	46 M.Jones (AUS)	22.714
18	9 D.Schmitter (SUI)	34.730
19	11 S.Al Sulaiti (QAT)	34.997
20	56 P.Sebestyén (HUN)	45.725
21	10 I.Tóth (HUN)	1'08.969

Lap 2

1	1 J.Rea (GBR)	
2	66 T.Sykes (GBR)	0.080
3	60 M.van der Mark (NED)	0.110
4	7 C.Davies (GBR)	0.311
5	34 D.Giugliano (ITA)	0.351
6	22 A.Lowes (GBR)	0.828
7	69 N.Hayden (USA)	0.872
8	50 S.Guintoli (FRA)	1.315
9	32 L.Savadori (ITA)	1.602
10	21 M.Reiterberger (GER)	2.883
11	12 X.Forés (ESP)	3.362
12	40 R.Ramos (ESP)	3.758
13	2 L.Camier (GBR)	3.990
14	15 A.De Angelis (RSM)	4.254
15	81 J.Torres (ESP)	4.307
16	25 J.Brookes (AUS)	4.619
17	17 K.Abraham (CZE)	5.697
18	46 M.Jones (AUS)	5.898
19	20 S.Barrier (FRA)	6.617
20	56 P.Sebestyén (HUN)	8.132
21	11 S.Al Sulaiti (QAT)	8.142
22	9 D.Schmitter (SUI)	8.220
23	10 I.Tóth (HUN)	13.986

Lap 9

1	1 J.Rea (GBR)	
2	34 D.Giugliano (ITA)	0.042
3	7 C.Davies (GBR)	0.133
4	60 M.van der Mark (NED)	0.192
5	69 N.Hayden (USA)	0.581
6	66 T.Sykes (GBR)	0.943
7	22 A.Lowes (GBR)	1.179
8	50 S.Guintoli (FRA)	1.479
9	32 L.Savadori (ITA)	3.917
10	81 J.Torres (ESP)	6.329
11	2 L.Camier (GBR)	6.741
12	21 M.Reiterberger (GER)	7.031
13	25 J.Brookes (AUS)	8.797
14	40 R.Ramos (ESP)	9.285
15	12 X.Forés (ESP)	10.945
16	17 K.Abraham (CZE)	16.415
17	20 S.Barrier (FRA)	16.463
18	46 M.Jones (AUS)	18.195
19	9 D.Schmitter (SUI)	26.126
20	11 S.Al Sulaiti (QAT)	26.491
21	56 P.Sebestyén (HUN)	33.214
22	10 I.Tóth (HUN)	52.645

Lap 13

1	1 J.Rea (GBR)	
2	34 D.Giugliano (ITA)	0.143
3	7 C.Davies (GBR)	0.217
4	60 M.van der Mark (NED)	0.452
5	69 N.Hayden (USA)	1.442
6	66 T.Sykes (GBR)	1.480
7	50 S.Guintoli (FRA)	1.565
8	22 A.Lowes (GBR)	1.960
9	2 L.Camier (GBR)	7.525
10	81 J.Torres (ESP)	7.559
11	21 M.Reiterberger (GER)	7.995
12	32 L.Savadori (ITA)	8.363
13	25 J.Brookes (AUS)	11.971
14	40 R.Ramos (ESP)	12.540
15	17 K.Abraham (CZE)	21.524
16	20 S.Barrier (FRA)	22.658
17	46 M.Jones (AUS)	24.784
18	11 S.Al Sulaiti (QAT)	37.691
19	9 D.Schmitter (SUI)	37.800
20	56 P.Sebestyén (HUN)	50.052
21	10 I.Tóth (HUN)	1'14.713

Lap 3

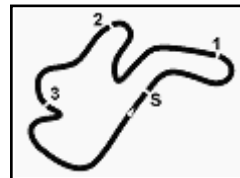
1	66 T.Sykes (GBR)	
2	1 J.Rea (GBR)	0.008
3	7 C.Davies (GBR)	0.250
4	34 D.Giugliano (ITA)	0.397
5	60 M.van der Mark (NED)	0.503
6	22 A.Lowes (GBR)	0.993
7	69 N.Hayden (USA)	1.151
8	50 S.Guintoli (FRA)	1.399
9	32 L.Savadori (ITA)	1.826
10	21 M.Reiterberger (GER)	3.228
11	12 X.Forés (ESP)	4.096
12	2 L.Camier (GBR)	4.801
13	81 J.Torres (ESP)	4.859
14	40 R.Ramos (ESP)	4.887
15	25 J.Brookes (AUS)	5.941
16	15 A.De Angelis (RSM)	6.556
17	17 K.Abraham (CZE)	6.806
18	46 M.Jones (AUS)	6.989
19	20 S.Barrier (FRA)	8.278
20	9 D.Schmitter (SUI)	10.976
21	11 S.Al Sulaiti (QAT)	11.459
22	56 P.Sebestyén (HUN)	11.823
23	10 I.Tóth (HUN)	19.722

Lap 10

1	1 J.Rea (GBR)	
2	7 C.Davies (GBR)	0.106
3	60 M.van der Mark (NED)	0.130
4	34 D.Giugliano (ITA)	0.296
5	69 N.Hayden (USA)	0.603
6	66 T.Sykes (GBR)	0.924
7	22 A.Lowes (GBR)	1.221
8	50 S.Guintoli (FRA)	1.317
9	32 L.Savadori (ITA)	4.507
10	81 J.Torres (ESP)	6.577
11	2 L.Camier (GBR)	6.879
12	21 M.Reiterberger (GER)	6.943
13	25 J.Brookes (AUS)	9.414
14	40 R.Ramos (ESP)	9.727
15	12 X.Forés (ESP)	12.575
16	17 K.Abraham (CZE)	17.708
17	20 S.Barrier (FRA)	18.258
18	46 M.Jones (AUS)	19.817
19	9 D.Schmitter (SUI)	28.993

Lap 14

1	1 J.Rea (GBR)	
2	7 C.Davies (GBR)	0.090
3	34 D.Giugliano (ITA)	0.125
4	60 M.van der Mark (NED)	0.317



Australian Round, 26-27-28 February 2016 World Superbike - Lap Chart Race 1

5	66 T.Sykes (GBR)	1.412
6	69 N.Hayden (USA)	1.983
7	50 S.Guintoli (FRA)	2.062
8	22 A.Lowes (GBR)	2.261
9	2 L.Camier (GBR)	7.611
10	81 J.Torres (ESP)	7.836
11	21 M.Reiterberger (GER)	8.071
12	32 L.Savadori (ITA)	8.767
13	25 J.Brookes (AUS)	12.943
14	40 R.Ramos (ESP)	13.054
15	20 S.Barrier (FRA)	24.320
16	17 K.Abraham (CZE)	24.814
17	46 M.Jones (AUS)	26.132
18	9 D.Schmitter (SUI)	40.987
19	11 S.Al Sulaiti (QAT)	41.106
20	56 P.Sebestyén (HUN)	54.212
21	10 I.Tóth (HUN)	1'20.274

Lap 15

1	1 J.Rea (GBR)	
2	7 C.Davies (GBR)	0.179
3	34 D.Giugliano (ITA)	0.204
4	60 M.van der Mark (NED)	0.242
5	66 T.Sykes (GBR)	1.126
6	50 S.Guintoli (FRA)	1.846
7	22 A.Lowes (GBR)	2.848
8	69 N.Hayden (USA)	2.934
9	2 L.Camier (GBR)	7.737
10	81 J.Torres (ESP)	8.143
11	21 M.Reiterberger (GER)	8.340
12	32 L.Savadori (ITA)	9.428
13	25 J.Brookes (AUS)	13.490
14	40 R.Ramos (ESP)	13.855
15	17 K.Abraham (CZE)	25.926
16	20 S.Barrier (FRA)	25.987
17	46 M.Jones (AUS)	27.648
18	9 D.Schmitter (SUI)	43.682
19	11 S.Al Sulaiti (QAT)	44.099
20	56 P.Sebestyén (HUN)	58.220
21	10 I.Tóth (HUN)	1'25.838

Lap 16

1	1 J.Rea (GBR)	
2	7 C.Davies (GBR)	0.107
3	60 M.van der Mark (NED)	0.208
4	34 D.Giugliano (ITA)	0.302
5	66 T.Sykes (GBR)	1.013
6	50 S.Guintoli (FRA)	1.722
7	22 A.Lowes (GBR)	3.342
8	69 N.Hayden (USA)	3.419
9	2 L.Camier (GBR)	7.895
10	21 M.Reiterberger (GER)	8.523
11	81 J.Torres (ESP)	8.545
12	32 L.Savadori (ITA)	10.599
13	25 J.Brookes (AUS)	14.467
14	40 R.Ramos (ESP)	14.590
15	17 K.Abraham (CZE)	27.547
16	20 S.Barrier (FRA)	27.777
17	46 M.Jones (AUS)	29.981
18	9 D.Schmitter (SUI)	46.665
19	11 S.Al Sulaiti (QAT)	46.736
20	56 P.Sebestyén (HUN)	1'02.533
21	10 I.Tóth (HUN)	

Lap 17

1	1 J.Rea (GBR)	
2	7 C.Davies (GBR)	0.159
3	60 M.van der Mark (NED)	0.357
4	34 D.Giugliano (ITA)	0.518
5	66 T.Sykes (GBR)	0.949
6	50 S.Guintoli (FRA)	1.607
7	69 N.Hayden (USA)	5.182
8	2 L.Camier (GBR)	8.109
9	81 J.Torres (ESP)	8.469
10	21 M.Reiterberger (GER)	9.008
11	32 L.Savadori (ITA)	12.320
12	25 J.Brookes (AUS)	15.369
13	40 R.Ramos (ESP)	15.761
14	17 K.Abraham (CZE)	29.412
15	20 S.Barrier (FRA)	29.445

16	46 M.Jones (AUS)	32.349
17	9 D.Schmitter (SUI)	50.450
18	11 S.Al Sulaiti (QAT)	50.613
19	56 P.Sebestyén (HUN)	1'06.812
20	10 I.Tóth (HUN)	

Lap 18

1	1 J.Rea (GBR)	
2	7 C.Davies (GBR)	0.080
3	60 M.van der Mark (NED)	0.109
4	34 D.Giugliano (ITA)	0.768
5	66 T.Sykes (GBR)	1.474
6	50 S.Guintoli (FRA)	1.758
7	69 N.Hayden (USA)	7.080
8	2 L.Camier (GBR)	8.867
9	81 J.Torres (ESP)	8.912
10	21 M.Reiterberger (GER)	9.612
11	32 L.Savadori (ITA)	14.588
12	25 J.Brookes (AUS)	16.667
13	40 R.Ramos (ESP)	16.804
14	17 K.Abraham (CZE)	31.044
15	20 S.Barrier (FRA)	31.254
16	46 M.Jones (AUS)	34.777
17	9 D.Schmitter (SUI)	54.230
18	11 S.Al Sulaiti (QAT)	54.513
19	56 P.Sebestyén (HUN)	1'11.623
20	10 I.Tóth (HUN)	

Lap 19

1	1 J.Rea (GBR)	
2	7 C.Davies (GBR)	0.038
3	60 M.van der Mark (NED)	0.059
4	34 D.Giugliano (ITA)	0.553
5	66 T.Sykes (GBR)	1.300
6	50 S.Guintoli (FRA)	1.379
7	69 N.Hayden (USA)	7.785
8	81 J.Torres (ESP)	9.081
9	2 L.Camier (GBR)	9.083
10	21 M.Reiterberger (GER)	9.788
11	32 L.Savadori (ITA)	16.246
12	25 J.Brookes (AUS)	17.476
13	40 R.Ramos (ESP)	17.490
14	17 K.Abraham (CZE)	32.207
15	20 S.Barrier (FRA)	32.464
16	46 M.Jones (AUS)	36.953
17	9 D.Schmitter (SUI)	57.242
18	11 S.Al Sulaiti (QAT)	57.480
19	56 P.Sebestyén (HUN)	1'16.101
20	10 I.Tóth (HUN)	

Lap 20

1	1 J.Rea (GBR)	
2	7 C.Davies (GBR)	0.084
3	60 M.van der Mark (NED)	0.480
4	34 D.Giugliano (ITA)	0.964
5	66 T.Sykes (GBR)	1.859
6	50 S.Guintoli (FRA)	2.027
7	69 N.Hayden (USA)	9.472
8	2 L.Camier (GBR)	9.596
9	81 J.Torres (ESP)	9.901
10	21 M.Reiterberger (GER)	10.264
11	32 L.Savadori (ITA)	18.592
12	25 J.Brookes (AUS)	18.773
13	40 R.Ramos (ESP)	19.072
14	17 K.Abraham (CZE)	33.761
15	46 M.Jones (AUS)	39.629
16	20 S.Barrier (FRA)	41.564
17	11 S.Al Sulaiti (QAT)	1'00.888
18	9 D.Schmitter (SUI)	1'00.936
19	56 P.Sebestyén (HUN)	1'20.894
20	10 I.Tóth (HUN)	

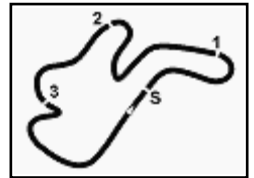
Lap 21

1	1 J.Rea (GBR)	
2	7 C.Davies (GBR)	0.143
3	60 M.van der Mark (NED)	0.496
4	34 D.Giugliano (ITA)	0.822
5	66 T.Sykes (GBR)	2.402
6	50 S.Guintoli (FRA)	2.484

7	2 L.Camier (GBR)	10.107
8	81 J.Torres (ESP)	10.818
9	69 N.Hayden (USA)	11.540
10	21 M.Reiterberger (GER)	11.595
11	32 L.Savadori (ITA)	21.047
12	25 J.Brookes (AUS)	21.153
13	40 R.Ramos (ESP)	21.518
14	17 K.Abraham (CZE)	35.334
15	46 M.Jones (AUS)	42.085
16	20 S.Barrier (FRA)	43.939
17	9 D.Schmitter (SUI)	1'04.583
18	11 S.Al Sulaiti (QAT)	1'04.724
19	56 P.Sebestyén (HUN)	1'25.318
20	10 I.Tóth (HUN)	

Lap 22

1	1 J.Rea (GBR)	
2	7 C.Davies (GBR)	0.063
3	60 M.van der Mark (NED)	0.487
4	34 D.Giugliano (ITA)	0.647
5	66 T.Sykes (GBR)	3.429
6	50 S.Guintoli (FRA)	3.510
7	2 L.Camier (GBR)	10.721
8	81 J.Torres (ESP)	11.539
9	69 N.Hayden (USA)	15.534
10	25 J.Brookes (AUS)	23.239
11	40 R.Ramos (ESP)	23.411
12	32 L.Savadori (ITA)	24.012
13	17 K.Abraham (CZE)	37.281
14	46 M.Jones (AUS)	44.720
15	20 S.Barrier (FRA)	46.357
16	9 D.Schmitter (SUI)	1'08.238
17	11 S.Al Sulaiti (QAT)	1'08.299
18	56 P.Sebestyén (HUN)	1'30.771



Phillip Island 4.445 m

Australian Round, 26-27-28 February 2016

World Superbike - Best Sector & Speed Race 1

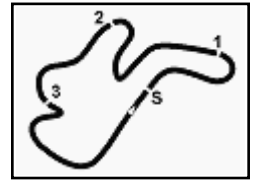
Results

Pos	Rider	Team	Laps
1	J. REA	Kawasaki ZX-10R	22
2	C. DAVIES	Ducati 1199 Panigale R	0.063
3	M. VAN DER MARK	Honda CBR1000RR SP	0.487
4	D. GIUGLIANO	Ducati 1199 Panigale R	0.647
5	T. SYKES	Kawasaki ZX-10R	3.429
6	S. GUINTOLI	Yamaha YZF R1	3.510
7	L. CAMIER	MV Austa 1000 F4	10.721
8	J. TORRES	BMW S1000 RR	11.539
9	N. HAYDEN	Honda CBR1000RR SP	15.534
10	J. BROOKES	BMW S1000 RR	23.239
11	R. RAMOS	Kawasaki ZX-10R	23.411
12	L. SAVADORI	Aorilia RSV4 RF	24.012
13	K. ABRAHAM	BMW S1000 RR	37.281
14	M. JONES	Ducati 1199 Panigale R	44.720
15	S. BARRIER	Kawasaki ZX-10R	46.357
16	D. SCHMITTER	Kawasaki ZX-10R	1'08.238
17	S. AL SULAITI	Kawasaki ZX-10R	1'08.299
18	P. SEBESTYÉN	Yamaha YZF R1	1'30.771
19	I. TÓTH	Yamaha YZF R1	1 Lap
RET	M. REITERBERGER	BMW S1000 RR	1 Lap
RET	A. LOWES	Yamaha YZF R1	6 Laps
RET	X. FORÉS	Ducati 1199 Panigale R	11 Laps
RET	A. DE ANGELIS	Aorilia RSV4 RF	19 Laps

Top Speeds

Pos	Rider	Team	Speed
1	M. VAN DER MARK	Honda CBR1000RR SP	315.8
2	K. ABRAHAM	BMW S1000 RR	314.0
3	N. HAYDEN	Honda CBR1000RR SP	313.0
4	T. SYKES	Kawasaki ZX-10R	313.0
5	J. TORRES	BMW S1000 RR	313.0
6	J. BROOKES	BMW S1000 RR	312.1
7	C. DAVIES	Ducati 1199 Panigale R	312.1
8	A. DE ANGELIS	Aorilia RSV4 RF	310.3
9	S. GUINTOLI	Yamaha YZF R1	310.3
10	M. REITERBERGER	BMW S1000 RR	309.5
11	L. SAVADORI	Aorilia RSV4 RF	309.5
12	A. LOWES	Yamaha YZF R1	308.6
13	J. REA	Kawasaki ZX-10R	307.7
14	D. GIUGLIANO	Ducati 1199 Panigale R	307.7
15	S. BARRIER	Kawasaki ZX-10R	306.8
16	R. RAMOS	Kawasaki ZX-10R	305.9
17	L. CAMIER	MV Austa 1000 F4	304.2
18	X. FORÉS	Ducati 1199 Panigale R	303.4
19	M. JONES	Ducati 1199 Panigale R	302.5
20	P. SEBESTYÉN	Yamaha YZF R1	298.3
21	D. SCHMITTER	Kawasaki ZX-10R	298.3
22	S. AL SULAITI	Kawasaki ZX-10R	298.3
23	I. TÓTH	Yamaha YZF R1	291.9

Seg. 1		Seg. 2		Seg. 3		Seg. 4		Seg. 5						
1	60 M. VAN DER MAR	3.113	1	7 C. DAVIES	18.562	1	1 J. REA	26.334	1	7 C. DAVIES	17.276	1	7 C. DAVIES	25.527
2	69 N. HAYDEN	3.141	2	69 N. HAYDEN	18.576	2	7 C. DAVIES	26.349	2	60 M. VAN DER MAR	17.348	2	1 J. REA	25.556
3	50 S. GUINTOLI	3.145	3	60 M. VAN DER MAR	18.583	3	2 L. CAMIER	26.371	3	22 A. LOWES	17.388	3	69 N. HAYDEN	25.566
4	17 K. ABRAHAM	3.148	4	1 J. REA	18.589	4	66 T. SYKES	26.400	4	34 D. GIUGLIANO	17.397	4	60 M. VAN DER MAR	25.573
5	81 J. TORRES	3.150	5	22 A. LOWES	18.601	5	34 D. GIUGLIANO	26.412	5	1 J. REA	17.412	5	34 D. GIUGLIANO	25.576
6	66 T. SYKES	3.159	6	50 S. GUINTOLI	18.632	6	60 M. VAN DER MAR	26.447	6	2 L. CAMIER	17.417	6	32 L. SAVADORI	25.639
7	21 M. REITERBERG	3.161	7	2 L. CAMIER	18.657	7	50 S. GUINTOLI	26.551	7	69 N. HAYDEN	17.430	7	81 J. TORRES	25.647
8	15 A. DE ANGELIS	3.163	8	66 T. SYKES	18.671	8	21 M. REITERBERG	26.598	8	32 L. SAVADORI	17.435	8	50 S. GUINTOLI	25.672
9	7 C. DAVIES	3.167	9	34 D. GIUGLIANO	18.690	9	32 L. SAVADORI	26.603	9	21 M. REITERBERG	17.437	9	66 T. SYKES	25.679
10	32 L. SAVADORI	3.180	10	81 J. TORRES	18.720	10	69 N. HAYDEN	26.624	10	66 T. SYKES	17.441	10	22 A. LOWES	25.686
11	25 J. BROOKES	3.188	11	46 M. JONES	18.725	11	22 A. LOWES	26.627	11	50 S. GUINTOLI	17.466	11	2 L. CAMIER	25.694
12	34 D. GIUGLIANO	3.188	12	25 J. BROOKES	18.731	12	81 J. TORRES	26.636	12	25 J. BROOKES	17.491	12	21 M. REITERBERG	25.696
13	22 A. LOWES	3.200	13	21 M. REITERBERG	18.733	13	40 R. RAMOS	26.698	13	12 X. FORÉS	17.513	13	25 J. BROOKES	25.785
14	40 R. RAMOS	3.208	14	17 K. ABRAHAM	18.769	14	25 J. BROOKES	26.744	14	81 J. TORRES	17.514	14	40 R. RAMOS	25.806
15	1 J. REA	3.216	15	20 S. BARRIER	18.776	15	20 S. BARRIER	26.866	15	17 K. ABRAHAM	17.517	15	12 X. FORÉS	25.843
16	20 S. BARRIER	3.236	16	12 X. FORÉS	18.782	16	15 A. DE ANGELIS	26.893	16	15 A. DE ANGELIS	17.548	16	15 A. DE ANGELIS	25.858
17	12 X. FORÉS	3.250	17	40 R. RAMOS	18.805	17	12 X. FORÉS	26.936	17	40 R. RAMOS	17.575	17	46 M. JONES	25.984
18	2 L. CAMIER	3.262	18	32 L. SAVADORI	18.857	18	17 K. ABRAHAM	26.981	18	46 M. JONES	17.671	18	17 K. ABRAHAM	26.049
19	46 M. JONES	3.263	19	15 A. DE ANGELIS	18.948	19	46 M. JONES	27.032	19	20 S. BARRIER	17.690	19	20 S. BARRIER	26.059
20	11 S. AL SULAITI	3.291	20	11 S. AL SULAITI	19.195	20	11 S. AL SULAITI	27.110	20	11 S. AL SULAITI	17.904	20	9 D. SCHMITTER	26.232
21	56 P. SEBESTYÉN	3.306	21	9 D. SCHMITTER	19.239	21	9 D. SCHMITTER	27.172	21	9 D. SCHMITTER	17.941	21	11 S. AL SULAITI	26.393
22	9 D. SCHMITTER	3.310	22	56 P. SEBESTYÉN	19.312	22	56 P. SEBESTYÉN	27.435	22	56 P. SEBESTYÉN	18.039	22	56 P. SEBESTYÉN	26.409
23	10 I. TÓTH	3.381	23	10 I. TÓTH	19.641	23	10 I. TÓTH	28.191	23	10 I. TÓTH	18.434	23	10 I. TÓTH	27.248



Phillip Island 4.445 m

Australian Round, 26-27-28 February 2016

World Superbike - Chronological Analysis Race 1

Start at 15:00'29.514

3 / 4

7	3.403	20.247	27.173	17.842	26.398	1'35.063	289.5	15:11'32.816
8	3.407	18.991	27.112	17.874	26.346	1'33.730	290.3	15:13'06.546
9	3.422	18.892	27.351	17.883	26.364	1'33.912	290.3	15:14'40.458
10	3.394	18.873	27.242	17.914	26.227	1'33.650	291.1	15:16'14.108
11	3.418	18.851	27.234	17.792	26.311	1'33.606	290.3	15:17'47.714
12	3.417	18.753	27.234	17.892	26.358	1'33.654	289.5	15:19'21.368
13	3.429	18.865	27.207	17.865	26.438	1'33.804	287.2	15:20'55.172
14	3.415	18.899	27.032	17.825	26.200	1'33.371	288.8	15:22'28.543
15	3.410	18.786	27.217	17.861	26.402	1'33.676	289.5	15:24'02.219
16	3.428	18.824	27.656	17.937	26.466	1'34.311	288.8	15:25'36.530
17	3.411	19.021	27.322	18.024	26.478	1'34.256	288.8	15:27'10.786
18	3.446	18.934	27.370	17.944	26.451	1'34.145	285.7	15:28'44.931
19	3.445	18.936	27.430	18.009	26.609	1'34.429	287.2	15:30'19.360
20	3.447	18.920	27.413	17.931	26.512	1'34.223	287.2	15:31'53.583
21	3.434	18.930	27.236	17.963	26.656	1'34.219	288.0	15:33'27.802
22	3.474	19.032	27.253	17.941	26.555	1'34.255	285.7	15:35'02.057

16	3.409	19.432	27.214	18.007	26.553	1'34.615	288.8	15:25'53.285
17	3.401	19.898	27.393	18.351	26.722	1'35.765	286.5	15:27'29.050
18	3.452	19.609	27.327	18.123	27.106	1'35.617	283.5	15:29'04.667
19	3.415	19.459	27.441	18.184	26.721	1'35.220	286.5	15:30'39.887
20	3.445	19.376	27.422	18.087	26.625	1'34.955	283.5	15:32'14.842
21	3.403	19.782	27.397	18.385	26.632	1'35.599	288.8	15:33'50.441
22	3.379	19.586	27.271	18.276	26.683	1'35.195	288.8	15:35'25.636

56 P. SEBESTYNY (1'34.770)

Lap	Seg. 1	Seg. 2	Seg. 3	Seg. 4	Seg. 5	Lap Time	km/h	Local Time
1			27.841	18.059	26.409	1'42.154		15:02'11.668
2	3.306	19.359	27.435	18.039	26.631	1'34.770	298.3	15:03'46.438
3	3.461	19.773	27.521	18.084	26.535	1'35.374	274.8	15:05'21.812
4	3.327	19.312	27.543	18.076	26.570	1'34.828	295.9	15:06'56.640
5	3.353	19.406	27.641	18.201	26.873	1'35.474	293.5	15:08'32.114
6	3.409	19.615	27.705	18.261	26.815	1'35.805	289.5	15:10'07.919
7	3.410	19.597	27.584	18.379	26.809	1'35.779	288.8	15:11'43.698
8	3.398	19.617	27.653	18.224	26.803	1'35.795	289.5	15:13'19.493
9	3.407	19.659	27.716	18.346	26.856	1'35.984	288.0	15:14'55.477
10	3.425	19.777	27.952	18.479	26.882	1'36.515	286.5	15:16'31.992
11	3.454	19.633	27.733	18.481	26.951	1'36.252	285.0	15:18'08.244
12	3.441	19.636	27.824	18.467	26.767	1'36.135	287.2	15:19'44.379
13	3.432	19.853	27.660	18.360	26.756	1'36.061	285.7	15:21'20.440
14	3.428	19.605	27.850	18.323	26.977	1'36.183	286.5	15:22'56.623
15	3.451	19.754	27.722	18.389	26.852	1'36.168	285.7	15:24'32.791
16	3.431	19.747	27.664	18.469	26.980	1'36.291	287.2	15:26'09.082
17	3.438	19.723	27.760	18.374	26.872	1'36.167	287.2	15:27'45.249
18	3.445	19.642	27.840	18.604	26.997	1'36.528	285.7	15:29'21.777
19	3.457	19.765	27.891	18.348	27.270	1'36.731	283.5	15:30'58.508
20	3.446	19.595	27.770	18.532	26.997	1'36.340	285.7	15:32'34.848
21	3.434	19.545	27.766	18.388	27.054	1'36.187	286.5	15:34'11.035
22	3.453	19.727	28.065	18.508	27.320	1'37.073	285.0	15:35'48.108

21 M. REITERBERGER (1'31.940)

Lap	Seg. 1	Seg. 2	Seg. 3	Seg. 4	Seg. 5	Lap Time	km/h	Local Time
1			26.924	17.554	26.181	1'39.230		15:02'08.744
2	3.199	18.826	26.855	17.586	25.979	1'32.445	307.7	15:03'41.189
3	3.223	18.760	26.638	17.554	25.853	1'32.028	306.8	15:05'13.217
4	3.211	19.089	26.892	17.476	26.556	1'32.224	305.9	15:06'46.441
5	3.232	18.932	26.864	17.665	26.086	1'32.779	304.2	15:08'19.220
6	3.245	18.840	26.683	17.857	25.913	1'32.268	301.7	15:09'51.488
7	3.228	18.898	26.884	17.589	25.923	1'32.522	302.5	15:11'24.010
8	3.220	19.142	26.815	17.687	25.952	1'32.816	304.2	15:12'56.826
9	3.199	19.145	26.706	17.610	25.808	1'32.468	305.9	15:14'29.294
10	3.220	18.733	26.747	17.544	25.696	1'31.940	300.8	15:16'01.234
11	3.187	19.004	26.756	17.457	25.837	1'32.241	306.8	15:17'33.475
12	3.203	18.880	26.908	17.536	25.794	1'32.321	295.9	15:19'05.796
13	3.161	18.909	27.008	17.611	25.898	1'32.587	309.5	15:20'38.383
14	3.244	18.845	26.712	17.561	25.737	1'32.099	302.5	15:22'10.482
15	3.182	18.898	27.000	17.548	25.801	1'32.429	306.8	15:23'42.911
16	3.173	18.822	26.731	17.576	25.859	1'32.161	307.7	15:25'15.072
17	3.258	19.065	26.724	17.437	25.889	1'32.373	293.5	15:26'47.445
18	3.220	19.000	26.608	17.495	25.998	1'32.321	305.9	15:28'19.766
19	3.207	18.844	26.810	17.628	25.940	1'32.429	306.8	15:29'52.196
20	3.205	18.775	26.598	17.506	25.939	1'32.023	306.8	15:31'24.218
21	3.201	18.845	26.909	18.082	26.057	1'33.094	306.8	15:32'57.312

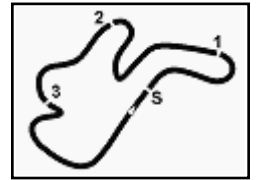
10 I. TÓTH (1'37.360)

Lap	Seg. 1	Seg. 2	Seg. 3	Seg. 4	Seg. 5	Lap Time	km/h	Local Time
1			28.361	18.635	27.514	1'45.310		15:02'14.824
2	3.381	19.874	28.324	18.497	27.392	1'37.468	291.9	15:03'52.292
3	3.415	19.755	28.348	18.489	27.412	1'37.419	289.5	15:05'29.711
4	3.433	19.695	28.346	18.562	27.423	1'37.459	287.2	15:07'07.170
5	3.420	19.803	28.386	18.609	27.546	1'37.764	288.0	15:08'44.934
6	3.446	19.761	28.331	18.437	27.537	1'37.512	287.2	15:10'22.446
7	3.449	19.795	28.315	18.603	27.397	1'37.559	286.5	15:12'00.005
8	3.428	19.749	28.231	18.578	27.402	1'37.388	287.2	15:13'37.393
9	3.443	19.775	28.417	18.527	27.353	1'37.515	286.5	15:15'14.908
10	3.460	19.786	28.653	18.535	27.324	1'37.758	285.0	15:16'52.666
11	3.447	19.776	28.406	18.720	27.248	1'37.597	286.5	15:18'30.263
12	3.437	19.752	28.191	18.434	27.546	1'37.360	288.0	15:20'07.623
13	3.449	19.799	28.211	18.583	27.436	1'37.478	285.0	15:21'45.101
14	3.447	19.797	28.436	18.529	27.375	1'37.584	285.7	15:23'22.685
15	3.449	19.782	28.322	18.602	27.569	1'37.724	285.7	15:25'00.409
16	3.440	19.923	28.885	22.204	29.272	1'43.724	286.5	15:26'44.133
17	3.404	20.031	29.850	18.935	29.058	1'41.278	290.3	15:28'25.411
18	3.394	21.192	28.899	18.550	27.487	1'39.522	291.9	15:30'04.933
19	3.413	19.641	28.353	18.625	27.530	1'37.562	289.5	15:31'42.495
20	3.426	19.742	28.516	18.465	27.398	1'37.547	288.0	15:33'20.044
21	3.425	20.203	28.533	18.752	28.011	1'38.924	288.0	15:34'58.962

22 A. LOWES (1'31.848)

Lap	Seg. 1	Seg. 2	Seg. 3	Seg. 4	Seg. 5	Lap Time	km/h	Local Time
1			27.094	17.414	25.686	1'37.735		15:02'07.249

P = Pits In/Out - C = Lap-Time Cancelled



Phillip Island 4.445 m

Australian Round, 26-27-28 February 2016 World Superbike - Chronological Analysis Race 1

Start at 15:00'29.514

4 / 4

2	3.224	18.708	26.677	17.388	25.888	1'31.885	306.8	15:03'39.134
3	3.252	18.714	26.635	17.525	25.722	1'31.848	301.7	15:05'10.982
4	3.236	18.839	26.811	17.517	25.716	1'32.119	305.1	15:06'43.101
5	3.217	18.767	26.694	17.459	25.751	1'31.888	305.9	15:08'14.989
6	3.235	18.601	26.920	17.485	25.816	1'32.057	305.9	15:09'47.046
7	3.262	18.952	26.667	17.464	25.892	1'32.237	298.3	15:11'19.283
8	3.254	18.728	26.666	17.538	25.850	1'32.036	303.4	15:12'51.319
9	3.253	18.724	26.845	17.612	25.689	1'32.123	304.2	15:14'23.442
10	3.220	18.749	26.627	17.616	25.858	1'32.070	305.9	15:15'55.512
11	3.241	19.152	26.727	17.524	25.939	1'32.583	302.5	15:17'28.095
12	3.260	18.761	26.696	17.481	25.890	1'32.088	303.4	15:19'00.183
13	3.241	18.761	26.688	17.616	25.859	1'32.165	305.1	15:20'32.348
14	3.233	18.796	26.868	17.623	25.804	1'32.324	306.8	15:22'04.672
15	3.200	18.943	26.851	17.538	26.215	1'32.747	308.6	15:23'37.419
16	3.274	18.666	26.731	17.602	26.199	1'32.472	302.5	15:25'09.891

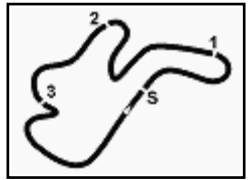
12 X. FORÉS (1'32.417)

Lap	Seg. 1	Seg. 2	Seg. 3	Seg. 4	Seg. 5	Lap Time	km/h	Local Time
1			27.338	17.526	26.213	1'39.492		15:02'09.006
2	3.254	18.855	27.197	17.513	25.843	1'32.662	303.4	15:03'41.668
3	3.276	18.782	26.936	17.568	25.855	1'32.417	300.8	15:05'14.085
4	3.285	18.895	26.975	17.651	26.555	1'33.361	298.3	15:06'47.446
5	3.275	18.979	27.708	17.648	25.956	1'33.566	295.9	15:08'21.012
6	3.250	18.925	27.277	17.721	26.037	1'33.210	303.4	15:09'54.222
7	3.266	18.905	27.250	17.651	25.932	1'33.004	300.8	15:11'27.226
8	3.267	18.823	26.938	17.754	26.039	1'32.821	300.8	15:13'00.047
9	3.262	18.964	27.053	17.743	26.139	1'33.161	302.5	15:14'33.208
10	3.287	18.992	27.300	17.841	26.238	1'33.658	299.2	15:16'06.866
11	3.305	19.116	27.271	17.817	26.279	1'33.788	300.0	15:17'40.654

15 A. DE ANGELIS (1'33.192)

Lap	Seg. 1	Seg. 2	Seg. 3	Seg. 4	Seg. 5	Lap Time	km/h	Local Time
1			27.546	17.804	25.858	1'39.854		15:02'09.368
2	3.166	18.948	27.264	17.724	26.090	1'33.192	302.5	15:03'42.560
3	3.163	19.186	26.893	17.548	27.195	1'33.985	305.1	15:05'16.545

P = Pits In/Out - C = Lap-Time Cancelled

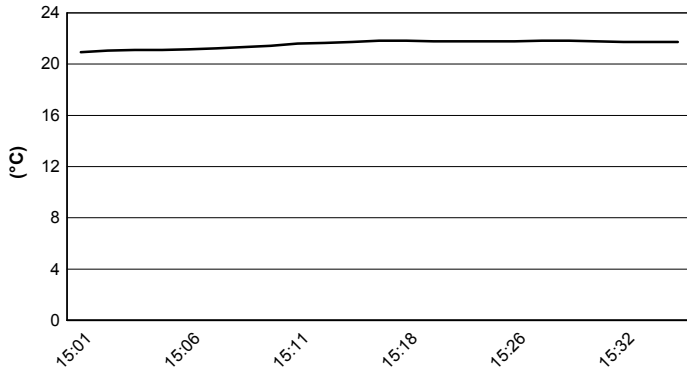


Phillip Island 4.445 m

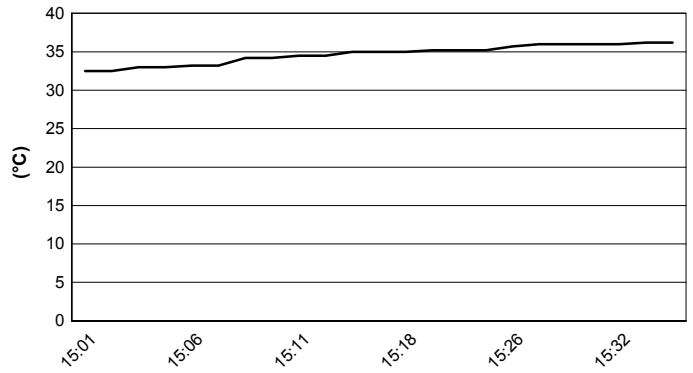
Australian Round, 26-27-28 February 2016
World Superbike - Weather Report Race 1

Session started 15:01 Session ended 15:36

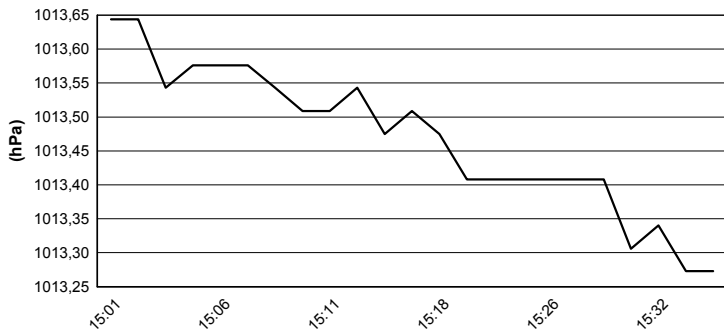
Air Temperature



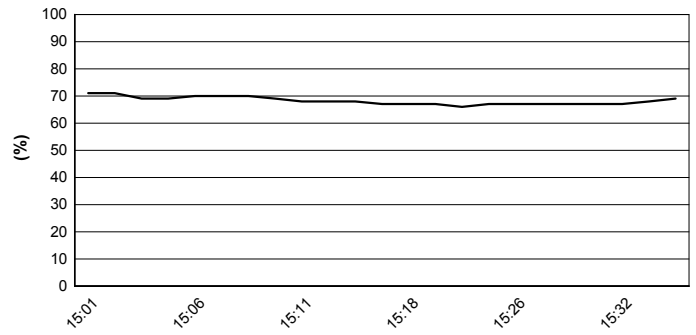
Track Temperature



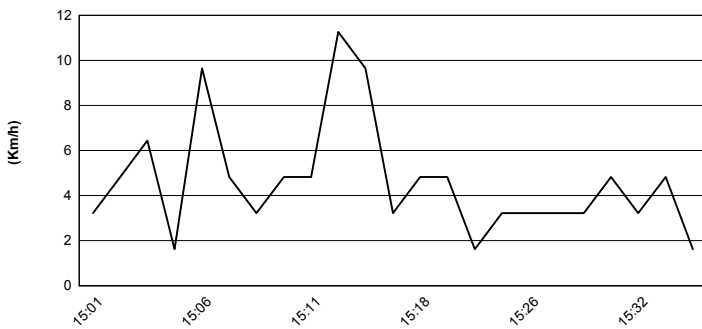
Air Pressure



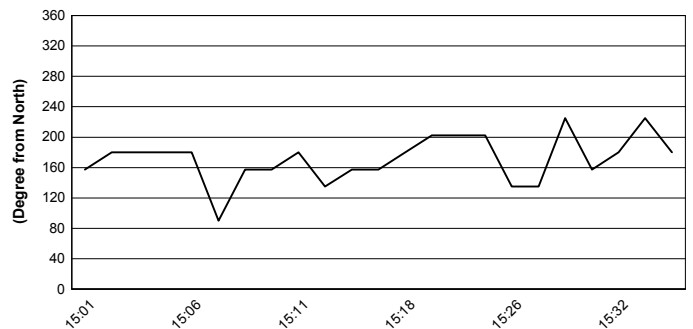
Humidity

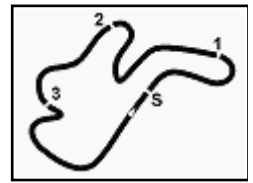


Wind Speed



Wind Direction





Phillip Island 4.445 m

Australian Round, 26-27-28 February 2016 World Superbike - Championship Standings

	Points	Points From First	Points From Previous	February 28 PHILLIP ISLAND	March 13 BURIRAM	April 3 ARAGON	April 17 ASSEN	May 1 IMOLA	May 15 SEPANG	May 29 DONINGTON PARK	June 19 MISANO	July 10 LAGUNA SECA	July 24 MONZA	September 18 LAUSITZRING	October 2 MAGNY-COURS	October 16 JEREZ	October 28 LOSAIL	
1 REA Jonathan (GBR)	25			25 1														
2 DAVIES Chaz (GBR)	20	5		20 2														
3 VAN DER MARK Michael (NED)	16	9	4	16 3														
4 GIUGLIANO Davide (ITA)	13	12	3	13 4														
5 SYKES Tom (GBR)	11	14	2	11 5														
6 GUINTOLI Sylvain (FRA)	10	15	1	10 6														
7 CAMIER Leon (GBR)	9	16	1	9 7														
8 TORRES Jordi (ESP)	8	17	1	8 8														
9 HAYDEN Nicky (USA)	7	18	1	7 9														
10 BROOKES Joshua (AUS)	6	19	1	6 10														
11 RAMOS Román (ESP)	5	20	1	5 11														
12 SAVADORI Lorenzo (ITA)	4	21	1	4 12														
13 ABRAHAM Karel (CZE)	3	22	1	3 13														
14 JONES Mike (AUS)	2	23	1	2 14														
15 BARRIER Sylvain (FRA)	1	24	1	1 15														

First Line: Championship Standings - Second Line: Ranking Progression

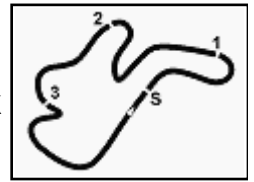
PIRELLI PEROGIA TIRING



Official Tyre Supplier



Official Timekeeper



Phillip Island 4.445 m

Australian Round, 26-27-28 February 2016 World Superbike - Manufacturers Standings

	Points	Points From First	Points From Previous	February 28 PHILLIP ISLAND	March 13 BURIRAM	April 3 ARAGON	April 17 ASSEN	May 1 IMOLA	May 15 SEPANG	May 29 DONINGTON PARK	June 19 MISANO	July 10 LAGUNA SECA	July 24 MONZA	September 18 LAUTZRING	October 2 MAGNY-COURS	October 16 JEREZ	October 28 LOSAIL
1 KAWASAKI	25			25 1													
2 DUCATI	20	5		20 2													
3 HONDA	16	9	4	16 3													
4 YAMAHA	10	15	6	10 4													
5 MV AGUSTA	9	16	1	9 5													
6 BMW	8	17	1	8 6													
7 APRILIA	4	21	4	4 7													

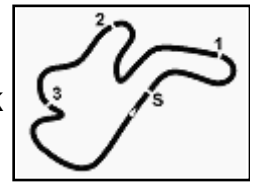
First Line: Championship Standings - Second Line: Ranking Progression

PIRELLI PEROGIA TIRING


Official Tyre Supplier



Official Timekeeper

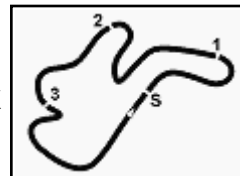


Phillip Island 4.445 m

Australian Round, 26-27-28 February 2016
World Superbike - Pirelli Best Lap Award

Points	Points From First	Points From Previous	February 28 PHILLIP ISLAND	March 13 BURIRAM	April 3 ARAGON	April 17 ASSEN	May 1 IMOLA	May 15 SEPANG	May 29 DONINGTON PARK	June 19 MISANO	July 10 LAGUNA SECA	July 24 MONZA	September 18 LAUSITZRING	October 2 MAGNY-COURS	October 16 JEREZ	October 28 LOSAIL	
Fastest Laps																	
1	GIUGLIANO Davide (ITA)	1	1														





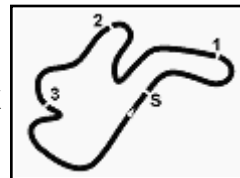
Phillip Island 4.445 m

Australian Round, 26-27-28 February 2016

World Superbike - Best Laps & Speed

1 / 2

No.	Rider		Best Lap		FP1		FP2		FP3		SP1		SP2		RC1	
	Nat	Bike	laps	speed	laps	speed	laps	speed	laps	speed	laps	speed	laps	speed	laps	speed
1	66	SYKES Tom	82	313	20	309	24	311	10	303			6	306	22	313
		GBR Kawasaki ZX-10R														
2	34	GIUGLIANO Davide	76	310	18	306	23	310	8	305			5	305	22	308
		ITA Ducati 1199 Panigale R														
3	1	REA Jonathan	85	314	21	314	27	314	9	307			6	309	22	308
		GBR Kawasaki ZX-10R														
4	50	GUINTOLI Sylvain	70	311	19	309	22	311					7	307	22	310
		FRA Yamaha YZF R1														
5	22	LOWES Alex	80	309	18	304	21	304	10	305	8	304	7	303	16	309
		GBR Yamaha YZF R1														
6	60	VAN DER MARK Michael	95	316	23	310	32	312	10	308			8	306	22	316
		NED Honda CBR1000RR SP														
7	69	HAYDEN Nicky	87	314	19	309	28	314	10	308			8	307	22	313
		USA Honda CBR1000RR SP														
8	32	SAVADORI Lorenzo	80	312	19	312	23	311	9	303			7	311	22	309
		ITA Aprilia RSV4 RF														
9	7	DAVIES Chaz	83	312	19	309	24	310	10	305			8	305	22	312
		GBR Ducati 1199 Panigale R														
10	2	CAMIER Leon	62	304	15	303	17	302					8	301	22	304
		GBR MV Agusta 1000 F4														
11	21	REITERBERGER Markus	83	311	20	309	26	311	10	310			6	308	21	309
		GER BMW S1000 RR														
12	81	TORRES Jordi	85	315	12	314	23	315	10	308	9	311	9	309	22	313
		ESP BMW S1000 RR														
13	12	FORÉS Xavi	46	304	19	304	2	303	7	299	7	301			11	303
		ESP Ducati 1199 Panigale R														
14	25	BROOKES Joshua	82	312	20	303	23	307	8	305	9	306			22	312
		AUS BMW S1000 RR														
15	40	RAMOS Román	77	308	16	305	23	308	7	296	9	308			22	306
		ESP Kawasaki ZX-10R														
16	20	BARRIER Sylvain	75	307	17	306	19	305	9	303	8	303			22	307
		FRA Kawasaki ZX-10R														
17	17	ABRAHAM Karel	78	314	12	307	24	313	10	306	10	307			22	314
		CZE BMW S1000 RR														
18	46	JONES Mike	67	303	16	296	20	299	4	298	5	291			22	303
		AUS Ducati 1199 Panigale R														
19	15	DE ANGELIS Alex	52	317	21	316	20	317	2	298	6	309			3	310
		RSM Aprilia RSV4 RF														
20	54	RAZGATLIOGLU Toprak	45	301	25	301	20	299								
		TUR Kawasaki ZX-10R														
21	9	SCHMITTER Dominic	81	303	16	299	26	300	8	295	9	303			22	298
		SUI Kawasaki ZX-10R														



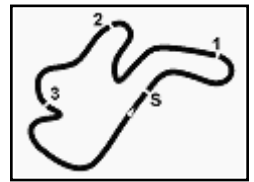
Phillip Island 4.445 m

Australian Round, 26-27-28 February 2016

World Superbike - Best Laps & Speed

2 / 2

No.	Rider		Best Lap		FP1		FP2		FP3		SP1		SP2		RC1	
	Nat	Bike	laps	speed	laps	speed	laps	speed	laps	speed	laps	speed	laps	speed	laps	speed
22	11	AL SULAITI Saeed		1'33.690		1'36.082		1'34.861		1'34.944		1'33.690				1'34.179
		QAT	Kawasaki ZX-10R	72	298	13	290	21	295	8	288	8	289		22	298
23	56	SEBESTYÉN Péter		1'34.346		1'34.909		1'34.990		1'36.101		1'34.346				1'34.770
		HUN	Yamaha YZF R1	68	298	13	295	16	297	9	292	8	293		22	298
24	10	TÓTH Imre		1'35.891		1'35.891		1'35.946		1'36.243		1'36.272				1'37.360
		HUN	Yamaha YZF R1	84	302	21	302	24	300	9	293	9	296		21	292



Australian Round, 26-27-28 February 2016

World Superbike - Starting Grid - Race 1



1	66 SYKES T. Kawasaki 1'30.020 SP2	2	34 GIUGLIANO D. Ducati 1'30.098 SP2	3	1 REA J. Kawasaki 1'30.170 SP2
2	50 GUINTOLI S. Yamaha 1'30.281 SP2	5	22 LOWES A. Yamaha 1'30.354 SP2	6	60 VAN DER MARK M. Honda 1'30.468 SP2
3	69 HAYDEN N. Honda 1'30.479 SP2	8	32 SAVADORI L. Aprilia 1'30.609 SP2	9	7 DAVIES C. Ducati 1'30.717 SP2
4	2 CAMIER L. MV Agusta 1'30.795 SP2	11	21 REITERBERGER M. BMW 1'31.031 SP2	12	81 TORRES J. BMW 1'31.207 SP2
5	12 FORÉS X. Ducati 1'31.871 SP1	14	25 BROOKES J. BMW 1'31.927 SP1	15	20 BARRIER S. Kawasaki 1'32.077 SP1
6	17 ABRAHAM K. BMW 1'32.117 SP1	17	40 RAMOS R. Kawasaki 1'32.194 SP1	18	15 DE ANGELIS A. Aprilia 1'33.507 SP1
7	9 SCHMITTER D. Kawasaki 1'33.664 SP1	20	11 AL SULAITI S. Kawasaki 1'33.690 SP1	21	46 JONES M. Ducati 1'33.722 SP1
8	56 SEBESTYÉN P. Yamaha 1'34.346 SP1	23	10 TÓTH I. Yamaha 1'36.272 SP1		

Jury President

..... Race Director

PIRELLI PERGOIA TUNING



Official Tyre Supplier



Official Timekeeper