

TT Circuit Assen 4.542 m

## Dutch Round, 15-16-17 April 2016 World Superbike - Results Race 1

Laps 21 = 95,382 Km - Time Of Race 34'12.542 - Avg. 167,293 km/h

1 / 2

Pos	Race	Grid	No.	Rider	Nat	Team	Bike	LL	Gap	Fastest Lap	Speed	Qualifying		Ranking		
												Time	Speed	R1	R2	Tot
1	4	1	J. REA	GBR	Kawasaki Racing Team	Kawasaki ZX-10R	21		1'37.023	278,4	1'36.401	278,4	25	156	1	
2	6	7	C. DAVIES	GBR	Aruba.it Racing - Ducati	Ducati Panigale R	21	1.662	1'36.486	275,9	1'36.940	276,2	20	125	2	
3	10	69	N. HAYDEN	USA	Honda World Superbike Team	Honda CBR1000RR SP	21	5.365	1'37.046	280,5	1'37.449	275,9	16	57	6	
4	13	2	L. CAMIER	GBR	MV Agusta Reparto Corse	MV Agusta 1000 F4	21	15.542	1'37.573	264,0	1'38.375	264,7	13	32	12	
5	9	81	J. TORRES	ESP	Althea BMW Racing Team	BMW S1000 RR	21	16.922	1'37.709	274,8	1'37.413	275,5	11	64	5	
6	11	32	L. SAVADORI	ITA	IodaRacing Team	Aprilia RSV4 RF	21	22.460	1'37.345	275,5	1'37.587	274,5	10	38	10	
7	7	21	M. REITERBERGER	GER	Althea BMW Racing Team	BMW S1000 RR	21	23.909	1'37.714	272,7	1'37.300	277,6	9	40	9	
8	12	22	A. LOWES	GBR	Pata Yamaha Official WorldSBK Team	Yamaha YZF R1	21	29.893	1'37.008	272,4	1'38.214	273,1	8	35	11	
9	18	40	R. RAMOS	ESP	Team GoEleven	Kawasaki ZX-10R	21	41.910	1'38.067	264,3	1'41.339	266,6	7	32	13	
10	17	44	L. MAHIAS	FRA	Pedercini Racing	Kawasaki ZX-10R	21	48.323	1'38.912	267,0	1'39.459	269,3	6	6	19	
11	14	25	J. BROOKES	AUS	Milwaukee BMW	BMW S1000 RR	21	53.638	1'37.686	270,3	1'38.754	270,7	5	25	16	
12	16	15	A. DE ANGELIS	RSM	IodaRacing Team	Aprilia RSV4 RF	21	56.322	1'39.207	270,7	1'39.327	274,8	4	29	15	
13	8	12	X. FORÉS	ESP	Barni Racing Team	Ducati Panigale R	21	1'03.741	1'37.912	269,6	1'37.351	268,6	3	31	14	
14	15	151	M. BAIOTTO	ITA	VFT Racing	Ducati Panigale R	21	1'14.792	1'39.291	265,3	1'39.305	265,3	2	8	18	
15	19	94	M. LUSSIANA	FRA	Team ASP1	BMW S1000 RR	21	1'38.485	1'40.083	258,6	1'41.743	261,4	1	1	22	
16	21	16	J. HOOK	AUS	Grillini Racing Team	Kawasaki ZX-10R	20	1 Lap	1'42.228	261,1	1'43.957	263,0				
17	20	119	P. SZKOPEK	POL	Team Tóth	Yamaha YZF R1	20	1 Lap	1'42.459	257,4	1'42.443	259,9				
-----Not Classified-----																
RET	5	60	M. VAN DER MARK	NED	Honda World Superbike Team	Honda CBR1000RR SP	19	2 Laps	1'36.777	278,4	1'36.643	275,5		74	4	
RET	22	17	K. ABRAHAM	CZE	Milwaukee BMW	BMW S1000 RR	12	9 Laps	1'40.045		0.000			12	17	
RET	3	34	D. GIUGLIANO	ITA	Aruba.it Racing - Ducati	Ducati Panigale R	11	10 Laps	1'37.683		1'36.391	273,4		56	7	
RET	1	66	T. SYKES	GBR	Kawasaki Racing Team	Kawasaki ZX-10R	8	13 Laps	1'37.140		1'35.440	274,1		102	3	
RET	2	50	S. GUINTOLI	FRA	Pata Yamaha Official WorldSBK Team	Yamaha YZF R1	4	17 Laps	1'36.920		1'36.073	278,4		53	8	

AIR	Humidity:	57%	Temp:	12°C
TRACK	Condition:	Dry	Temp:	19°C

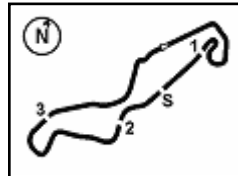
Fastest Lap	2° Chaz Davies	1'36.486	169,467	Km/h
Lap Record:	2015 J.Rea	1'35.889	170,520	Km/h
Best Lap	2014 L.Baz	1'34.357	173,290	Km/h

LAP LEADERS					
No.	Rider	From	To	Laps	Total
66	T. SYKES	1	1	1	1
1	J. REA	2	3	2	
7	C. DAVIES	4	17	14	14
1	J. REA	18	21	4	6

TOTAL LEADER LAPS		
No.	Rider	Laps
66	T. SYKES	52
7	C. DAVIES	47
1	J. REA	35
60	M. VAN DER MARK	7

16/04/2016 Start 13:01 End 13:37

The results are provisional until the end of the time limit for protests and appeals and the completion of the technical checks.



## Dutch Round, 15-16-17 April 2016 World Superbike - Results Race 1

### RACE HIGHLIGHTS

12.58.12		Warm-up Lap Start
13.01.19		Start
13.04.40		No Jump Start
13.08.06	50 Guintoli	Crashed - Rider OK - Turn 3
13.08.38	50 Guintoli	Out
13.12.35	34 Giugliano	Entered Pits
13.15.43	66 Sykes	Crashed Rider OK - Turn 16
13.17.44	66 Sykes	Out
13.21.28	34 Giugliano	Entered Pits
13.21.59	17 Abraham	Technical Problem - Turn 3
13.22.54	34 Giugliano	Out
13.23.07	17 Abraham	Technical Problem - Turn 5
13.23.50	17 Abraham	Out
13.29.22	21 Reiterberger	On the Gravel - Re-Joined - Turn 1
13.32.18	60 van der Mark	Crashed - Rider OK - Turn 2
13.33.38	60 van der Mark	Out
13.37.26		End Of Session

16/04/2016 Start 13:01 End 13:37

The results are provisional until the end of the time limit for protests and appeals and the completion of the technical checks.

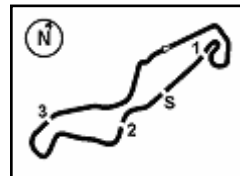
FICR PEROGIA TIMING



Official Tyre Supplier



Official Timekeeper



TT Circuit Assen 4.542 m

1 / 3

## Dutch Round, 15-16-17 April 2016 World Superbike - Lap Chart Race 1

Pos	Lap																				
	1	2	3	4	5	6	7	8	9	10	11	12	13	14	15	16	17	18	19	20	21
1	66	1	1	7	7	7	7	7	7	7	7	7	7	7	7	7	7	1	1	1	1
2	1	66	66	1	1	66	66	60	60	1	1	1	60	1	1	1	1	60	60	7	7
3	7	7	7	66	66	60	60	66	1	60	60	60	1	60	60	60	60	7	7	69	69
4	50	50	60	60	60	1	1	1	69	69	69	69	69	69	69	69	69	69	69	2	2
5	60	60	50	50	69	69	69	69	22	22	22	22	32	32	2	2	2	2	2	81	81
6	69	69	69	69	22	22	22	22	32	32	32	32	22	2	32	32	81	81	81	32	32
7	34	22	22	22	32	32	32	32	2	2	2	2	2	21	21	21	32	32	32	21	21
8	22	32	32	32	34	34	21	2	21	21	21	21	21	22	81	81	21	21	21	22	22
9	32	34	34	34	25	21	81	81	81	81	81	81	81	81	22	22	22	22	22	40	40
10	81	81	81	21	21	81	2	21	25	25	40	40	40	40	40	40	40	40	40	44	44
11	2	2	2	25	81	2	25	25	40	40	25	25	25	25	25	25	25	25	25	25	25
12	21	21	21	2	2	25	40	40	44	44	44	44	44	44	44	44	44	44	44	15	15
13	25	25	25	81	40	40	34	44	151	151	15	15	15	12	12	12	12	12	15	12	12
14	40	40	40	40	44	44	44	15	15	15	12	12	12	15	15	15	15	15	12	151	151
15	44	44	44	44	15	15	15	151	12	12	151	151	151	94	94	94	94	94	94	94	94
16	15	15	15	15	151	151	151	12	94	94	94	94	94	151	151	151	151	151	151	16	16
17	151	151	151	151	94	12	12	94	17	17	17	17	16	16	16	16	16	16	16	119	119
18	94	94	94	94	17	94	94	17	119	16	16	16	119	119	119	119	119	119	119		
19	17	17	17	17	12	17	17	119	16	119	119	119									
20	119	119	12	12	119	119	119	16	34	34	34										
21	16	16	119	119	16	16	16	34													
22	12	12	16	16																	

Final Result		
1	<b>1 J. REA</b>	Laps 21
2	<b>7 C. DAVIES</b>	1.662
3	<b>69 N. HAYDEN</b>	5.365
4	<b>2 L. CAMIER</b>	15.542
5	<b>81 J. TORRES</b>	16.922
6	<b>32 L. SAVADORI</b>	22.460
7	<b>21 M. REITERBERGER</b>	23.909
8	<b>22 A. LOWES</b>	29.893
9	<b>40 R. RAMOS</b>	41.910
10	<b>44 L. MAHIAS</b>	48.323
11	<b>25 J. BROOKES</b>	53.638
12	<b>15 A. DE ANGELIS</b>	56.322
13	<b>12 X. FORÉS</b>	1'03.741
14	<b>151 M. BAIOTTO</b>	1'14.792
15	<b>94 M. LUSSIANA</b>	1'38.485
16	<b>16 J. HOOK</b>	1 Lap
17	<b>119 P. SZKOPEK</b>	1 Lap
RET	<b>60 M. VAN DER MARK</b>	2 Laps
RET	<b>17 K. ABRAHAM</b>	9 Laps
RET	<b>34 D. GIUGLIANO</b>	10 Laps
RET	<b>66 T. SYKES</b>	13 Laps
RET	<b>50 S. GUINTOLI</b>	17 Laps

## Dutch Round, 15-16-17 April 2016

### World Superbike - Lap Chart Race 1

2 / 3

#### Lap 1

1	66 T. Sykes (GBR)	
2	1 J. Rea (GBR)	0.182
3	7 C. Davies (GBR)	1.304
4	50 S. Guintoli (FRA)	1.767
5	60 M. van der Mark (NED)	2.105
6	69 N. Hayden (USA)	2.454
7	34 D. Giugliano (ITA)	2.497
8	22 A. Lowes (GBR)	2.663
9	32 L. Savadori (ITA)	2.824
10	81 J. Torres (ESP)	3.470
11	2 L. Camier (GBR)	3.832
12	21 M. Reiterberger (GER)	3.932
13	25 J. Brookes (AUS)	4.380
14	40 R. Ramos (ESP)	4.836
15	44 L. Mahias (FRA)	5.438
16	15 A. De Angelis (RSM)	5.584
17	151 M. Baiocco (ITA)	5.995
18	94 M. Lussiana (FRA)	8.108
19	17 K. Abraham (CZE)	8.322
20	119 P. Szkopek (POL)	10.359
21	16 J. Hook (AUS)	10.561
22	12 X. Forés (ESP)	17.235

#### Lap 2

1	1 J. Rea (GBR)	
2	66 T. Sykes (GBR)	0.263
3	7 C. Davies (GBR)	0.368
4	50 S. Guintoli (FRA)	1.265
5	60 M. van der Mark (NED)	1.460
6	69 N. Hayden (USA)	2.115
7	22 A. Lowes (GBR)	2.331
8	32 L. Savadori (ITA)	3.163
9	34 D. Giugliano (ITA)	3.587
10	81 J. Torres (ESP)	4.000
11	2 L. Camier (GBR)	4.162
12	21 M. Reiterberger (GER)	4.395
13	25 J. Brookes (AUS)	4.976
14	40 R. Ramos (ESP)	5.991
15	44 L. Mahias (FRA)	6.928
16	15 A. De Angelis (RSM)	7.920
17	151 M. Baiocco (ITA)	8.390
18	94 M. Lussiana (FRA)	11.396
19	17 K. Abraham (CZE)	11.993
20	119 P. Szkopek (POL)	15.840
21	16 J. Hook (AUS)	16.827
22	12 X. Forés (ESP)	19.024

#### Lap 3

1	1 J. Rea (GBR)	
2	66 T. Sykes (GBR)	0.039
3	7 C. Davies (GBR)	0.305
4	60 M. van der Mark (NED)	1.014
5	50 S. Guintoli (FRA)	1.153
6	69 N. Hayden (USA)	1.618
7	22 A. Lowes (GBR)	2.097
8	32 L. Savadori (ITA)	2.965
9	34 D. Giugliano (ITA)	4.369
10	81 J. Torres (ESP)	4.479
11	2 L. Camier (GBR)	4.714
12	21 M. Reiterberger (GER)	4.836
13	25 J. Brookes (AUS)	5.134
14	40 R. Ramos (ESP)	6.515
15	44 L. Mahias (FRA)	8.770
16	15 A. De Angelis (RSM)	9.584
17	151 M. Baiocco (ITA)	10.245
18	94 M. Lussiana (FRA)	14.071
19	17 K. Abraham (CZE)	14.707
20	12 X. Forés (ESP)	19.413
21	119 P. Szkopek (POL)	21.272
22	16 J. Hook (AUS)	22.308

#### Lap 4

1	7 C. Davies (GBR)	
2	1 J. Rea (GBR)	0.124
3	66 T. Sykes (GBR)	0.269
4	60 M. van der Mark (NED)	0.529
5	50 S. Guintoli (FRA)	0.982
6	69 N. Hayden (USA)	1.222

7	22 A. Lowes (GBR)	1.571
8	32 L. Savadori (ITA)	2.894
9	34 D. Giugliano (ITA)	4.859
10	21 M. Reiterberger (GER)	5.129
11	25 J. Brookes (AUS)	5.286
12	2 L. Camier (GBR)	5.700
13	81 J. Torres (ESP)	5.915
14	40 R. Ramos (ESP)	7.055
15	44 L. Mahias (FRA)	10.899
16	15 A. De Angelis (RSM)	11.315
17	151 M. Baiocco (ITA)	12.002
18	94 M. Lussiana (FRA)	17.340
19	17 K. Abraham (CZE)	17.505
20	12 X. Forés (ESP)	19.791
21	119 P. Szkopek (POL)	26.565
22	16 J. Hook (AUS)	28.062

#### Lap 5

1	7 C. Davies (GBR)	
2	1 J. Rea (GBR)	0.114
3	66 T. Sykes (GBR)	0.376
4	60 M. van der Mark (NED)	0.636
5	69 N. Hayden (USA)	1.244
6	22 A. Lowes (GBR)	2.134
7	32 L. Savadori (ITA)	4.047
8	34 D. Giugliano (ITA)	6.539
9	25 J. Brookes (AUS)	7.087
10	21 M. Reiterberger (GER)	7.215
11	81 J. Torres (ESP)	7.329
12	2 L. Camier (GBR)	7.465
13	40 R. Ramos (ESP)	8.293
14	44 L. Mahias (FRA)	13.167
15	15 A. De Angelis (RSM)	14.140
16	151 M. Baiocco (ITA)	14.524
17	94 M. Lussiana (FRA)	20.390
18	17 K. Abraham (CZE)	20.517
19	12 X. Forés (ESP)	20.671
20	119 P. Szkopek (POL)	32.471
21	16 J. Hook (AUS)	33.842

#### Lap 6

1	7 C. Davies (GBR)	
2	66 T. Sykes (GBR)	0.266
3	60 M. van der Mark (NED)	0.465
4	1 J. Rea (GBR)	1.071
5	69 N. Hayden (USA)	1.364
6	22 A. Lowes (GBR)	2.520
7	32 L. Savadori (ITA)	4.832
8	34 D. Giugliano (ITA)	8.106
9	21 M. Reiterberger (GER)	8.158
10	81 J. Torres (ESP)	8.338
11	2 L. Camier (GBR)	8.960
12	25 J. Brookes (AUS)	9.000
13	40 R. Ramos (ESP)	9.272
14	44 L. Mahias (FRA)	15.306
15	15 A. De Angelis (RSM)	17.136
16	151 M. Baiocco (ITA)	17.367
17	12 X. Forés (ESP)	22.207
18	94 M. Lussiana (FRA)	23.139
19	17 K. Abraham (CZE)	25.571
20	119 P. Szkopek (POL)	38.029
21	16 J. Hook (AUS)	39.242

#### Lap 7

1	7 C. Davies (GBR)	
2	66 T. Sykes (GBR)	0.174
3	60 M. van der Mark (NED)	0.468
4	1 J. Rea (GBR)	0.603
5	69 N. Hayden (USA)	0.939
6	22 A. Lowes (GBR)	3.489
7	32 L. Savadori (ITA)	5.527
8	21 M. Reiterberger (GER)	8.649
9	81 J. Torres (ESP)	8.793
10	2 L. Camier (GBR)	9.029
11	25 J. Brookes (AUS)	9.870
12	40 R. Ramos (ESP)	11.363
13	34 D. Giugliano (ITA)	13.691
14	44 L. Mahias (FRA)	16.862
15	15 A. De Angelis (RSM)	19.143
16	151 M. Baiocco (ITA)	19.484

17	12 X. Forés (ESP)	23.224
18	94 M. Lussiana (FRA)	26.383
19	17 K. Abraham (CZE)	30.016
20	119 P. Szkopek (POL)	43.471
21	16 J. Hook (AUS)	44.204

#### Lap 8

1	7 C. Davies (GBR)	
2	60 M. van der Mark (NED)	0.162
3	66 T. Sykes (GBR)	0.509
4	1 J. Rea (GBR)	0.633
5	69 N. Hayden (USA)	0.972
6	22 A. Lowes (GBR)	4.071
7	32 L. Savadori (ITA)	6.483
8	2 L. Camier (GBR)	9.969
9	81 J. Torres (ESP)	10.041
10	21 M. Reiterberger (GER)	10.330
11	25 J. Brookes (AUS)	11.606
12	40 R. Ramos (ESP)	12.588
13	44 L. Mahias (FRA)	19.145
14	15 A. De Angelis (RSM)	22.001
15	151 M. Baiocco (ITA)	22.144
16	12 X. Forés (ESP)	25.306
17	94 M. Lussiana (FRA)	30.171
18	17 K. Abraham (CZE)	34.374
19	119 P. Szkopek (POL)	49.273
20	16 J. Hook (AUS)	49.757
21	34 D. Giugliano (ITA)	

#### Lap 9

1	7 C. Davies (GBR)	
2	60 M. van der Mark (NED)	0.148
3	1 J. Rea (GBR)	0.376
4	69 N. Hayden (USA)	0.759
5	22 A. Lowes (GBR)	4.913
6	32 L. Savadori (ITA)	7.512
7	2 L. Camier (GBR)	10.850
8	21 M. Reiterberger (GER)	11.288
9	81 J. Torres (ESP)	11.445
10	25 J. Brookes (AUS)	13.492
11	40 R. Ramos (ESP)	14.528
12	44 L. Mahias (FRA)	21.320
13	151 M. Baiocco (ITA)	25.226
14	15 A. De Angelis (RSM)	26.002
15	12 X. Forés (ESP)	27.400
16	94 M. Lussiana (FRA)	34.768
17	17 K. Abraham (CZE)	38.941
18	119 P. Szkopek (POL)	54.695
19	16 J. Hook (AUS)	55.149
20	34 D. Giugliano (ITA)	

#### Lap 10

1	7 C. Davies (GBR)	
2	1 J. Rea (GBR)	0.082
3	60 M. van der Mark (NED)	0.229
4	69 N. Hayden (USA)	0.583
5	22 A. Lowes (GBR)	6.245
6	32 L. Savadori (ITA)	8.746
7	2 L. Camier (GBR)	11.353
8	21 M. Reiterberger (GER)	11.588
9	81 J. Torres (ESP)	11.703
10	25 J. Brookes (AUS)	15.128
11	40 R. Ramos (ESP)	15.884
12	44 L. Mahias (FRA)	23.466
13	151 M. Baiocco (ITA)	27.948
14	15 A. De Angelis (RSM)	28.260
15	12 X. Forés (ESP)	29.466
16	94 M. Lussiana (FRA)	37.788
17	17 K. Abraham (CZE)	41.835
18	16 J. Hook (AUS)	1'00.545
19	119 P. Szkopek (POL)	1'02.406
20	34 D. Giugliano (ITA)	

#### Lap 11

1	7 C. Davies (GBR)	
2	1 J. Rea (GBR)	0.106
3	60 M. van der Mark (NED)	0.472
4	69 N. Hayden (USA)	0.822
5	22 A. Lowes (GBR)	7.487

#### Lap 12

1	7 C. Davies (GBR)	0.090
2	1 J. Rea (GBR)	0.210
3	60 M. van der Mark (NED)	0.639
4	69 N. Hayden (USA)	9.489
5	22 A. Lowes (GBR)	10.124
6	32 L. Savadori (ITA)	12.570
7	2 L. Camier (GBR)	12.715
8	21 M. Reiterberger (GER)	12.861
9	81 J. Torres (ESP)	19.878
10	40 R. Ramos (ESP)	21.161
11	25 J. Brookes (AUS)	27.597
12	44 L. Mahias (FRA)	33.156
13	15 A. De Angelis (RSM)	33.524
14	12 X. Forés (ESP)	40.211
15	151 M. Baiocco (ITA)	44.329
16	94 M. Lussiana (FRA)	48.995
17	17 K. Abraham (CZE)	1'10.063
18	16 J. Hook (AUS)	1'14.710
19	119 P. Szkopek (POL)	

#### Lap 13

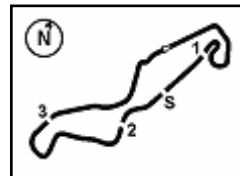
1	7 C. Davies (GBR)	
2	60 M. van der Mark (NED)	0.245
3	1 J. Rea (GBR)	0.293
4	69 N. Hayden (USA)	0.804
5	32 L. Savadori (ITA)	11.144
6	22 A. Lowes (GBR)	12.024
7	2 L. Camier (GBR)	12.748
8	21 M. Reiterberger (GER)	13.034
9	81 J. Torres (ESP)	13.175
10	40 R. Ramos (ESP)	22.039
11	25 J. Brookes (AUS)	23.713
12	44 L. Mahias (FRA)	29.584
13	15 A. De Angelis (RSM)	35.990
14	12 X. Forés (ESP)	36.295
15	151 M. Baiocco (ITA)	44.039
16	94 M. Lussiana (FRA)	47.418
17	16 J. Hook (AUS)	1'16.086
18	119 P. Szkopek (POL)	1'21.052

#### Lap 14

1	7 C. Davies (GBR)	
2	1 J. Rea (GBR)	0.055
3	60 M. van der Mark (NED)	0.247
4	69 N. Hayden (USA)	0.604
5	32 L. Savadori (ITA)	12.151
6	2 L. Camier (GBR)	13.187
7	21 M. Reiterberger (GER)	13.787
8	22 A. Lowes (GBR)	13.955
9	81 J. Torres (ESP)	14.032
10	40 R. Ramos (ESP)	23.995
11	25 J. Brookes (AUS)	25.857
12	44 L. Mahias (FRA)	31.663
13	12 X. Forés (ESP)	38.478
14	15 A. De Angelis (RSM)	38.713
15	94 M. Lussiana (FRA)	50.641
16	151 M. Baiocco (ITA)	51.057
17	16 J. Hook (AUS)	1'20.864
18	119 P. Szkopek (POL)	1'25.971

#### Lap 15

1	7 C. Davies (GBR)	
---	-------------------	--



TT Circuit Assen 4.542 m

## Dutch Round, 15-16-17 April 2016 World Superbike - Lap Chart Race 1

2	1 J.Rea (GBR)	0.129	1	1 J.Rea (GBR)	
3	60 M.van der Mark (NED)	0.264	2	60 M.van der Mark (NED)	0.135
4	69 N.Hayden (USA)	0.609	3	7 C.Davies (GBR)	0.313
5	2 L.Camier (GBR)	13.284	4	69 N.Hayden (USA)	0.540
6	32 L.Savadori (ITA)	13.419	5	2 L.Camier (GBR)	14.117
7	21 M.Reiterberger (GER)	14.196	6	81 J.Torres (ESP)	15.578
8	81 J.Torres (ESP)	14.431	7	32 L.Savadori (ITA)	16.932
9	22 A.Lowes (GBR)	15.554	8	21 M.Reiterberger (GER)	20.420
10	40 R.Ramos (ESP)	25.940	9	22 A.Lowes (GBR)	23.989
11	25 J.Brookes (AUS)	30.536	10	40 R.Ramos (ESP)	35.158
12	44 L.Mahias (FRA)	34.533	11	25 J.Brookes (AUS)	43.118
13	12 X.Forés (ESP)	40.548	12	44 L.Mahias (FRA)	43.340
14	15 A.De Angelis (RSM)	40.805	13	15 A.De Angelis (RSM)	51.099
15	94 M.Lussiana (FRA)	53.726	14	12 X.Forés (ESP)	51.928
16	151 M.Baiocco (ITA)	54.106	15	94 M.Lussiana (FRA)	1'05.891
17	16 J.Hook (AUS)	1'26.062	16	151 M.Baiocco (ITA)	1'06.186
18	119 P.Szkopek (POL)	1'32.756	17	16 J.Hook (AUS)	
			18	119 P.Szkopek (POL)	

### Lap 16

1	7 C.Davies (GBR)	
2	1 J.Rea (GBR)	0.061
3	60 M.van der Mark (NED)	0.135
4	69 N.Hayden (USA)	0.611
5	2 L.Camier (GBR)	13.610
6	32 L.Savadori (ITA)	14.363
7	21 M.Reiterberger (GER)	14.714
8	81 J.Torres (ESP)	14.846
9	22 A.Lowes (GBR)	17.334
10	40 R.Ramos (ESP)	28.200
11	25 J.Brookes (AUS)	33.732
12	44 L.Mahias (FRA)	37.153
13	12 X.Forés (ESP)	42.708
14	15 A.De Angelis (RSM)	42.980
15	94 M.Lussiana (FRA)	56.450
16	151 M.Baiocco (ITA)	57.117
17	16 J.Hook (AUS)	1'31.096
18	119 P.Szkopek (POL)	

### Lap 20

1	1 J.Rea (GBR)	
2	7 C.Davies (GBR)	0.241
3	69 N.Hayden (USA)	2.180
4	2 L.Camier (GBR)	14.495
5	81 J.Torres (ESP)	15.985
6	32 L.Savadori (ITA)	18.627
7	21 M.Reiterberger (GER)	22.098
8	22 A.Lowes (GBR)	26.759
9	40 R.Ramos (ESP)	38.411
10	44 L.Mahias (FRA)	45.821
11	25 J.Brookes (AUS)	47.977
12	15 A.De Angelis (RSM)	53.513
13	12 X.Forés (ESP)	56.438
14	151 M.Baiocco (ITA)	1'09.743
15	94 M.Lussiana (FRA)	1'18.132
16	16 J.Hook (AUS)	
17	119 P.Szkopek (POL)	

### Lap 17

1	7 C.Davies (GBR)	
2	1 J.Rea (GBR)	0.083
3	60 M.van der Mark (NED)	0.166
4	69 N.Hayden (USA)	0.604
5	2 L.Camier (GBR)	14.222
6	81 J.Torres (ESP)	15.463
7	32 L.Savadori (ITA)	15.539
8	21 M.Reiterberger (GER)	15.819
9	22 A.Lowes (GBR)	19.922
10	40 R.Ramos (ESP)	30.923
11	25 J.Brookes (AUS)	37.062
12	44 L.Mahias (FRA)	39.664
13	12 X.Forés (ESP)	45.413
14	15 A.De Angelis (RSM)	45.736
15	94 M.Lussiana (FRA)	59.924
16	151 M.Baiocco (ITA)	1'00.616
17	16 J.Hook (AUS)	
18	119 P.Szkopek (POL)	

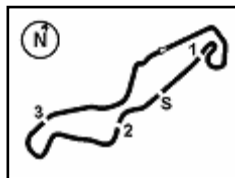
### Lap 21

1	1 J.Rea (GBR)	
2	7 C.Davies (GBR)	1.662
3	69 N.Hayden (USA)	5.365
4	2 L.Camier (GBR)	15.542
5	81 J.Torres (ESP)	16.922
6	32 L.Savadori (ITA)	22.460
7	21 M.Reiterberger (GER)	23.909
8	22 A.Lowes (GBR)	29.893
9	40 R.Ramos (ESP)	41.910
10	44 L.Mahias (FRA)	48.323
11	25 J.Brookes (AUS)	53.638
12	15 A.De Angelis (RSM)	56.322
13	12 X.Forés (ESP)	1'03.741
14	151 M.Baiocco (ITA)	1'14.792
15	94 M.Lussiana (FRA)	1'38.485

### Lap 18

1	1 J.Rea (GBR)	
2	60 M.van der Mark (NED)	0.129
3	7 C.Davies (GBR)	0.526
4	69 N.Hayden (USA)	0.668
5	2 L.Camier (GBR)	14.102
6	81 J.Torres (ESP)	15.404
7	32 L.Savadori (ITA)	16.133
8	21 M.Reiterberger (GER)	19.131
9	22 A.Lowes (GBR)	21.887
10	40 R.Ramos (ESP)	32.958
11	25 J.Brookes (AUS)	40.023
12	44 L.Mahias (FRA)	41.298
13	12 X.Forés (ESP)	47.787
14	15 A.De Angelis (RSM)	48.457
15	94 M.Lussiana (FRA)	1'02.534
16	151 M.Baiocco (ITA)	1'03.214
17	16 J.Hook (AUS)	
18	119 P.Szkopek (POL)	

### Lap 19



TT Circuit Assen 4.542 m

**Dutch Round, 15-16-17 April 2016**
**World Superbike - Best Sector & Speed Race 1**
**Results**

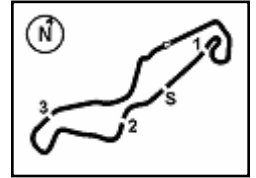
Pos	Rider	Team	Laps
1	J. REA	Kawasaki ZX-10R	21
2	7 C. DAVIES	Ducati Panigale R	1.662
3	69 N. HAYDEN	Honda CBR1000RR SP	5.365
4	2 L. CAMIER	MV Austa 1000 F4	15.542
5	81 J. TORRES	BMW S1000 RR	16.922
6	32 L. SAVADORI	Aprilia RSV4 RF	22.460
7	21 M. REITERBERGER	BMW S1000 RR	23.909
8	22 A. LOWES	Yamaha YZF R1	29.893
9	40 R. RAMOS	Kawasaki ZX-10R	41.910
10	44 L. MAHIAS	Kawasaki ZX-10R	48.323
11	25 J. BROOKES	BMW S1000 RR	53.638
12	15 A. DE ANGELIS	Aprilia RSV4 RF	56.322
13	12 X. FORÉS	Ducati Panigale R	1'03.741
14	151 M. BAIOTTO	Ducati Panigale R	1'14.792
15	94 M. LUSSIANA	BMW S1000 RR	1'38.485
16	16 J. HOOK	Kawasaki ZX-10R	1 Lap
17	119 P. SZKOPEK	Yamaha YZF R1	1 Lap
RET	60 M. VAN DER MARK	Honda CBR1000RR SP	2 Laos
RET	17 K. ABRAHAM	BMW S1000 RR	9 Laos
RET	34 D. GIUGLIANO	Ducati Panigale R	10 Laos
RET	66 T. SYKES	Kawasaki ZX-10R	13 Laos
RET	50 S. GUINTOLI	Yamaha YZF R1	17 Laos

**Top Speeds**

Pos	Rider	Team	Speed
1	69 N. HAYDEN	Honda CBR1000RR SP	280.5
2	1 J. REA	Kawasaki ZX-10R	278.4
3	60 M. VAN DER MARK	Honda CBR1000RR SP	278.4
4	7 C. DAVIES	Ducati Panigale R	275.9
5	32 L. SAVADORI	Aprilia RSV4 RF	275.5
6	81 J. TORRES	BMW S1000 RR	274.8
7	21 M. REITERBERGER	BMW S1000 RR	272.7
8	22 A. LOWES	Yamaha YZF R1	272.4
9	15 A. DE ANGELIS	Aprilia RSV4 RF	270.7
10	25 J. BROOKES	BMW S1000 RR	270.3
11	12 X. FORÉS	Ducati Panigale R	269.6
12	44 L. MAHIAS	Kawasaki ZX-10R	267.0
13	151 M. BAIOTTO	Ducati Panigale R	265.3
14	40 R. RAMOS	Kawasaki ZX-10R	264.3
15	2 L. CAMIER	MV Austa 1000 F4	264.0
16	16 J. HOOK	Kawasaki ZX-10R	261.1
17	94 M. LUSSIANA	BMW S1000 RR	258.6
18	119 P. SZKOPEK	Yamaha YZF R1	257.4

Seg. 1		Seg. 2		Seg. 3		Seg. 4		Seg. 5	
1	7 C. DAVIES 31.761	1	69 N. HAYDEN 5.199	1	1 J. REA 9.307	1	60 M. VAN DER MAR 27.770	1	22 A. LOWES 22.100
2	34 D. GIUGLIANO 31.807	2	60 M. VAN DER MAR 5.258	2	7 C. DAVIES 9.321	2	69 N. HAYDEN 27.850	2	60 M. VAN DER MAR 22.171
3	69 N. HAYDEN 31.873	3	1 J. REA 5.266	3	60 M. VAN DER MAR 9.338	3	1 J. REA 27.872	3	69 N. HAYDEN 22.209
4	50 S. GUINTOLI 31.905	4	7 C. DAVIES 5.266	4	2 L. CAMIER 9.360	4	22 A. LOWES 27.884	4	1 J. REA 22.242
5	1 J. REA 31.955	5	32 L. SAVADORI 5.287	5	81 J. TORRES 9.403	5	50 S. GUINTOLI 27.937	5	7 C. DAVIES 22.256
6	66 T. SYKES 31.979	6	21 M. REITERBERG 5.313	6	12 X. FORÉS 9.404	6	34 D. GIUGLIANO 27.988	6	32 L. SAVADORI 22.275
7	22 A. LOWES 32.020	7	81 J. TORRES 5.316	7	69 N. HAYDEN 9.429	7	7 C. DAVIES 27.999	7	66 T. SYKES 22.316
8	60 M. VAN DER MAR 32.111	8	22 A. LOWES 5.331	8	32 L. SAVADORI 9.434	8	66 T. SYKES 28.003	8	2 L. CAMIER 22.367
9	2 L. CAMIER 32.147	9	15 A. DE ANGELIS 5.360	9	21 M. REITERBERG 9.523	9	2 L. CAMIER 28.035	9	34 D. GIUGLIANO 22.386
10	32 L. SAVADORI 32.155	10	25 J. BROOKES 5.364	10	25 J. BROOKES 9.591	10	21 M. REITERBERG 28.055	10	50 S. GUINTOLI 22.399
11	21 M. REITERBERG 32.203	11	12 X. FORÉS 5.394	11	94 M. LUSSIANA 9.656	11	81 J. TORRES 28.063	11	81 J. TORRES 22.426
12	25 J. BROOKES 32.227	12	44 L. MAHIAS 5.408	12	44 L. MAHIAS 9.664	12	25 J. BROOKES 28.065	12	12 X. FORÉS 22.464
13	81 J. TORRES 32.229	13	40 R. RAMOS 5.450	13	15 A. DE ANGELIS 9.729	13	32 L. SAVADORI 28.142	13	21 M. REITERBERG 22.468
14	40 R. RAMOS 32.245	14	151 M. BAIOTTO 5.458	14	151 M. BAIOTTO 9.745	14	40 R. RAMOS 28.171	14	25 J. BROOKES 22.485
15	44 L. MAHIAS 32.316	15	2 L. CAMIER 5.480	15	40 R. RAMOS 9.756	15	12 X. FORÉS 28.234	15	40 R. RAMOS 22.611
16	12 X. FORÉS 32.356	16	16 J. HOOK 5.506	16	22 A. LOWES 9.781	16	44 L. MAHIAS 28.422	16	151 M. BAIOTTO 22.885
17	15 A. DE ANGELIS 32.471	17	94 M. LUSSIANA 5.545	17	119 P. SZKOPEK 9.985	17	15 A. DE ANGELIS 28.459	17	15 A. DE ANGELIS 22.924
18	151 M. BAIOTTO 32.543	18	119 P. SZKOPEK 5.599	18	16 J. HOOK 10.118	18	151 M. BAIOTTO 28.459	18	44 L. MAHIAS 22.944
19	94 M. LUSSIANA 32.771					19	17 K. ABRAHAM 28.646	19	17 K. ABRAHAM 23.051
20	17 K. ABRAHAM 33.113					20	94 M. LUSSIANA 28.880	20	94 M. LUSSIANA 23.068
21	16 J. HOOK 33.473					21	16 J. HOOK 29.120	21	119 P. SZKOPEK 23.606
22	119 P. SZKOPEK 33.484					22	119 P. SZKOPEK 29.223	22	16 J. HOOK 23.747





TT Circuit Assen 4.542 m

## Dutch Round, 15-16-17 April 2016

### World Superbike - Chronological Analysis Race 1

Start at 13:00'52.445

1 J. REA (1'37.023)								
Lap	Seg. 1	Seg. 2	Seg. 3	Seg. 4	Seg. 5	Lap Time	km/h	Local Time
1	36.666			27.872	22.296	1'41.502		13:02'33.947
2	31.982			28.132	22.610	1'37.240		13:04'11.187
3	<b>31.955</b>			28.189	22.725	1'37.543		13:05'48.730
4	32.007			28.529	22.311	1'37.658		13:07'26.388
5	31.978			28.234	<b>22.242</b>	1'37.023		13:09'03.411
6	33.304			28.071	22.296	1'38.389		13:10'41.800
7	32.037			28.210	22.370	1'37.135		13:12'18.935
8	32.237			28.199	22.412	1'37.414		13:13'56.349
9	32.170			28.217	22.284	1'37.265		13:15'33.614
10	32.037			28.262	22.438	1'37.264		13:17'10.878
11	32.382			28.439	22.271	1'37.772		13:18'48.650
12	32.173			28.320	22.325	1'37.471		13:20'26.121
13	32.368			28.254	22.438	1'37.598		13:22'03.719
14	32.352			28.227	22.399	1'37.565		13:23'41.284
15	32.287			28.354	22.520	1'37.843		13:25'19.127
16	32.065			28.469	22.328	1'37.415		13:26'56.542
17	32.379			28.183	22.385	1'37.409		13:28'33.951
18	32.495	5.266	9.307	28.438	22.423	1'37.929	<b>278.4</b>	13:30'11.880
19	32.111	5.328	9.403	28.642	22.504	1'37.988	271.7	13:31'49.868
20	32.089	5.381	9.376	28.426	22.329	1'37.601	270.7	13:33'27.469
21	32.125	5.295	9.415	28.272	22.411	1'37.518	273.4	13:35'04.987

7 C. DAVIES (1'36.486)								
Lap	Seg. 1	Seg. 2	Seg. 3	Seg. 4	Seg. 5	Lap Time	km/h	Local Time
1	37.639			28.095	22.256	1'42.624		13:02'35.069
2	31.761			27.999	22.290	1'36.486		13:04'11.555
3	32.066			28.214	22.728	1'37.480		13:05'49.035
4	31.964			28.378	22.312	1'37.229		13:07'26.264
5	31.933			28.297	22.265	1'37.033		13:09'03.297
6	32.064			28.395	22.292	1'37.432		13:10'40.729
7	32.031			28.347	22.380	1'37.603		13:12'18.332
8	32.018			28.344	22.319	1'37.384		13:13'55.716
9	32.071			28.388	22.334	1'37.522		13:15'33.238
10	31.977			28.386	22.523	1'37.558		13:17'10.796
11	32.150			28.401	22.392	1'37.748		13:18'48.544
12	32.043			28.300	22.441	1'37.487		13:20'26.031
13	31.964			28.366	22.425	1'37.395		13:22'03.426
14	32.093			28.415	22.597	1'37.803		13:23'41.229
15	32.076			28.401	22.490	1'37.769		13:25'18.998
16	31.968			28.393	22.467	1'37.483		13:26'56.481
17	31.980			28.271	22.483	1'37.387		13:28'33.868
18	32.312	5.337	9.341	28.727	22.821	1'38.538	272.7	13:30'12.406
19	32.262	5.266	9.321	28.284	22.642	1'37.775	<b>275.9</b>	13:31'50.181
20	32.174	5.300	9.345	28.374	22.336	1'37.529	274.5	13:33'27.710
21	32.727	5.295	9.489	28.641	22.787	1'38.939	274.5	13:35'06.649

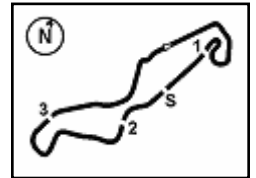
69 N. HAYDEN (1'37.046)								
Lap	Seg. 1	Seg. 2	Seg. 3	Seg. 4	Seg. 5	Lap Time	km/h	Local Time
1	37.931			28.076	22.747	1'43.774		13:02'36.219
2	32.193			<b>27.850</b>	22.388	1'37.083		13:04'13.302
3	<b>31.873</b>			28.064	22.481	1'37.046		13:05'50.348
4	32.077			28.003	22.492	1'37.138		13:07'27.486
5	31.969			28.178	22.340	1'37.055		13:09'04.541
6	32.225			28.138	<b>22.209</b>	1'37.552		13:10'42.093
7	31.993			28.188	22.394	1'37.178		13:12'19.271
8	32.152			28.170	22.420	1'37.417		13:13'56.688
9	32.204			28.177	22.321	1'37.309		13:15'33.997
10	31.988			28.240	22.502	1'37.382		13:17'11.379
11	32.336			28.342	22.589	1'37.987		13:18'49.366
12	32.177			28.128	22.343	1'37.304		13:20'26.670
13	32.235			28.206	22.422	1'37.560		13:22'04.230
14	32.158			28.228	22.545	1'37.603		13:23'41.833
15	32.204			28.294	22.615	1'37.774		13:25'19.607
16	32.224			28.334	22.341	1'37.485		13:26'57.092
17	32.168			28.205	22.410	1'37.380		13:28'34.472
18	32.368	5.199	9.494	28.331	22.684	1'38.076	<b>280.5</b>	13:30'12.548
19	32.458	5.214	<b>9.429</b>	28.234	22.525	1'37.860	277.3	13:31'50.408
20	32.622	5.300	9.634	28.600	23.085	1'39.241	274.5	13:33'29.649
21	32.931	5.314	9.994	29.167	23.297	1'40.703	271.7	13:35'10.352

2 L. CAMIER (1'37.573)								
Lap	Seg. 1	Seg. 2	Seg. 3	Seg. 4	Seg. 5	Lap Time	km/h	Local Time
1	39.098			28.432	22.674	1'45.152		13:02'37.597
2	32.333			<b>28.035</b>	22.657	1'37.752		13:04'15.349
3	32.433			28.329	22.640	1'38.095		13:05'53.444
4	33.067			28.239	22.490	1'38.520		13:07'31.964
5	33.060			28.331	22.705	1'38.798		13:09'10.762
6	32.777			28.557	22.692	1'38.927		13:10'49.689
7	32.315			28.143	22.437	1'37.672		13:12'27.361
8	32.757			28.399	22.394	1'38.324		13:14'05.685
9	32.440			28.400	22.483	1'38.403		13:15'44.088

10	32.288			28.410	22.508	1'38.061		13:17'22.149
11	32.345			28.501	22.641	1'38.350		13:19'00.499
12	32.229			28.380	22.590	1'38.102		13:20'38.601
13	32.149			28.242	22.445	1'37.573		13:22'16.174
14	32.440			28.448	22.569	1'38.242		13:23'54.416
15	32.286			28.273	22.520	1'37.866		13:25'32.282
16	32.359			28.274	22.423	1'37.809		13:27'10.091
17	32.151			28.566	22.415	1'37.999		13:28'48.090
18	<b>32.147</b>	5.509	9.377	28.331	22.528	1'37.892	262.4	13:30'25.982
19	32.362	5.482	<b>9.360</b>	28.432	<b>22.367</b>	1'38.003	<b>264.0</b>	13:32'03.985
20	32.394	5.526	9.364	28.293	22.402	1'37.979	262.1	13:33'41.964
21	32.355	<b>5.480</b>	9.410	28.709	22.611	1'38.565	263.4	13:35'20.529

81 J. TORRES (1'37.709)								
Lap	Seg. 1	Seg. 2	Seg. 3	Seg. 4	Seg. 5	Lap Time	km/h	Local Time
1	38.664			28.392	22.736	1'44.790		13:02'37.235
2	32.451			<b>28.063</b>	22.705	1'37.952		13:04'15.187
3	32.291			28.352	22.650	1'38.022		13:05'53.209
4	33.171			28.363	22.601	1'38.970		13:07'32.179
5	32.470			28.429	22.917	1'38.447		13:09'10.626
6	32.613			28.281	22.703	1'38.441		13:10'49.067
7	32.325			28.343	22.586	1'38.058		13:12'27.125
8	32.609			28.370	22.736	1'38.632		13:14'05.757
9	32.507			28.888	22.631	1'38.926		13:15'44.683
10	32.320			28.188	22.579	1'37.816		13:17'22.499
11	32.480			28.437	22.653	1'38.392		13:19'00.891
12	32.312			28.286	22.620	1'38.001		13:20'38.892
13	32.341			28.271	22.515	1'37.709		13:22'16.601
14	32.607			28.422	22.941	1'38.660		13:23'55.261
15	32.327			28.429	22.766	1'38.168		13:25'33.429
16	<b>32.229</b>			28.519	22.487	1'37.898		13:27'11.327
17	32.390			28.445	<b>22.426</b>	1'38.004		13:28'49.331
18	32.341	5.335	<b>9.403</b>	28.350	22.524	1'37.953	<b>274.8</b>	13:30'27.284
19	32.359	5.345	9.483	28.460	22.515	1'38.162	272.0	13:32'05.446
20	32.350	5.363	9.474	28.334	22.487	1'38.008	270.3	13:33'43.454
21	32.426	<b>5.316</b>	9.443	28.511	22.759	1'38.455	273.1	13:35'21.909

32 L. SAVADORI (1'37.345)								
Lap	Seg. 1	Seg. 2	Seg. 3	Seg. 4	Seg. 5	Lap Time	km/h	Local Time
1	38.401			28.390	22.405	1'44.144		13:02'36.589
2	32.565			<b>28.142</b>	22.338	1'37.761		13:04'14.350
3	<b>32.155</b>			28.188	22.447	1'37.345		13:05'51.695
4	32.157			28.303	22.455	1'37.463		13:07'29.158
5	32.310			28.622	22.662	1'38.186		13:09'07.344
6	32.300			28.607	22.510	1'38.217		13:10'45.561
7	32.321			28.641	22.504	1'38.298		13:12'23.859
8	32.379			28.556	22.560	1'38.340		13:14'02.199
9	32.536			28.563	22.686	1'38.551		13:15'40.750
10	32.763			28.693	22.456	1'38.792		13:17'19.542
11	32.429			28.649	22.343	1'38.318		13:18'57.860
12	32.451			28.612	22.443	1'38.295		13:20'36.155
13	32.546			28.646	22.490	1'38.415		13:22'14.570
14	32.684			28.750	22.578	1'38.810		13:23'53.380
15	32.504			28.675	22.988	1'39.037		13:25'32.417
16								



TT Circuit Assen 4.542 m

## Dutch Round, 15-16-17 April 2016 World Superbike - Chronological Analysis Race 1

Start at 13:00'52.445

2 / 3

22 A. LOWES (1'37.008)								
Lap	Seg. 1	Seg. 2	Seg. 3	Seg. 4	Seg. 5	Lap Time	km/h	Local Time
1	38.134			28.293	22.468	1'43.983		13:02'36.428
2	32.314			27.884	22.100	1'37.090		13:04'13.518
3	32.096			28.135	22.334	1'37.309		13:05'50.827
4	32.020			28.023	22.299	1'37.008		13:07'27.835
5	32.264			28.255	22.336	1'37.596		13:09'05.431
6	32.068			28.331	22.603	1'37.818		13:10'43.249
7	32.843			28.366	22.363	1'38.572		13:12'21.821
8	32.364			28.391	22.351	1'37.966		13:13'59.787
9	32.371			28.462	22.682	1'38.364		13:15'38.151
10	32.677			28.558	22.676	1'38.890		13:17'17.041
11	32.637			28.658	22.620	1'38.990		13:18'56.031
12	32.819			28.922	22.672	1'39.489		13:20'35.520
13	32.932			29.108	22.902	1'39.930		13:22'15.450
14	32.716			28.992	23.114	1'39.734		13:23'55.184
15	33.320			28.541	22.699	1'39.368		13:25'34.552
16	32.674			28.790	22.875	1'39.263		13:27'13.815
17	33.059			28.971	22.846	1'39.975		13:28'53.790
18	32.921	5.393	9.825	29.023	22.815	1'39.977	270.7	13:30'33.767
19	33.023	5.398	9.781	28.784	23.104	1'40.090	269.0	13:32'13.857
20	33.215	5.331	9.815	28.814	23.196	1'40.371	272.4	13:33'54.228
21	32.952	5.353	9.797	29.118	23.432	1'40.652	271.7	13:35'34.880

40 R. RAMOS (1'38.067)								
Lap	Seg. 1	Seg. 2	Seg. 3	Seg. 4	Seg. 5	Lap Time	km/h	Local Time
1	39.586			28.560	22.793	1'46.156		13:02'38.601
2	32.561			28.588	22.621	1'38.577		13:04'17.178
3	32.245			28.171	22.799	1'38.067		13:05'55.245
4	32.355			28.266	22.611	1'38.074		13:07'33.319
5	32.401			28.355	22.663	1'38.271		13:09'11.590
6	32.424			28.406	22.699	1'38.411		13:10'50.001
7	33.508			28.507	22.627	1'39.694		13:12'29.695
8	32.501			28.377	22.650	1'38.609		13:14'08.304
9	32.805			28.609	22.950	1'39.462		13:15'47.766
10	32.665			28.522	22.816	1'38.914		13:17'26.680
11	32.776			28.994	22.962	1'39.877		13:19'06.557
12	32.478			28.680	23.115	1'39.352		13:20'45.909
13	32.656			28.670	23.058	1'39.556		13:22'25.465
14	32.839			28.676	23.199	1'39.759		13:24'05.224
15	32.737			28.800	23.104	1'39.714		13:25'44.938
16	32.816			28.845	23.067	1'39.743		13:27'24.681
17	32.864			28.696	23.173	1'40.110		13:29'04.791
18	32.723	5.482	9.882	28.826	23.134	1'40.047	264.3	13:30'44.838
19	32.955	5.451	9.756	28.870	23.156	1'40.188	263.7	13:32'25.026
20	33.425	5.497	9.851	28.883	23.198	1'40.854	262.7	13:34'05.880
21	33.100	5.450	10.002	29.087	23.378	1'41.017	264.3	13:35'46.897

44 L. MAHIAS (1'38.912)								
Lap	Seg. 1	Seg. 2	Seg. 3	Seg. 4	Seg. 5	Lap Time	km/h	Local Time
1	39.661			28.575	23.146	1'46.758		13:02'39.203
2	32.536			28.464	22.995	1'38.912		13:04'18.115
3	32.316			28.422	23.668	1'39.385		13:05'57.500
4	32.623			28.635	23.146	1'39.663		13:07'37.163
5	32.485			28.520	23.085	1'39.301		13:09'16.464
6	32.590			28.474	23.211	1'39.571		13:10'56.035
7	32.624			28.431	22.959	1'39.159		13:12'35.194
8	32.718			28.453	23.072	1'39.667		13:14'14.861
9	32.717			28.590	23.060	1'39.697		13:15'54.558
10	32.589			28.690	23.224	1'39.704		13:17'34.262
11	32.820			28.639	23.072	1'39.934		13:19'14.196
12	32.604			28.576	23.031	1'39.432		13:20'53.628
13	32.507			28.589	23.074	1'39.382		13:22'33.010
14	32.893			28.666	23.065	1'39.882		13:24'12.892
15	33.128			28.936	23.047	1'40.639		13:25'53.531
16	32.806			28.890	23.038	1'40.103		13:27'33.634
17	32.676			28.909	23.087	1'39.898		13:29'13.532
18	32.728	5.440	9.828	28.706	22.944	1'39.646	267.0	13:30'53.178
19	32.601	5.408	9.664	29.091	23.266	1'40.030	266.0	13:32'33.208
20	33.105	5.425	9.873	28.700	22.979	1'40.082	266.3	13:34'13.290
21	32.637	5.454	9.923	28.853	23.153	1'40.020	264.7	13:35'53.310

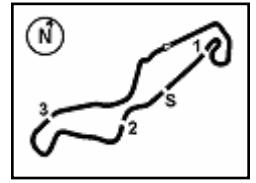
25 J. BROOKES (1'37.686)								
Lap	Seg. 1	Seg. 2	Seg. 3	Seg. 4	Seg. 5	Lap Time	km/h	Local Time
1	39.442			28.349	22.676	1'45.700		13:02'38.145
2	32.514			28.136	22.666	1'38.018		13:04'16.163
3	32.227			28.123	22.730	1'37.701		13:05'53.864
4	32.463			28.065	22.485	1'37.686		13:07'31.550
5	32.615			28.509	22.976	1'38.834		13:09'10.384
6	33.131			28.464	22.862	1'39.345		13:10'49.729
7	32.601			28.400	22.725	1'38.473		13:12'28.202
8	32.985			28.529	22.769	1'39.120		13:14'07.322
9	32.907			28.760	22.920	1'39.408		13:15'46.730

10	33.079					28.594	22.660	1'39.194	13:17'25.924
11	33.818					29.065	23.090	1'41.165	13:19'07.089
12	33.102					28.901	23.032	1'40.103	13:20'47.192
13	33.143					28.930	22.999	1'39.947	13:22'27.139
14	33.093					29.011	22.956	1'39.947	13:24'07.086
15	34.720					29.202	23.376	1'42.448	13:25'49.534
16	33.320					29.368	22.985	1'40.679	13:27'30.213
17	33.389					29.324	23.075	1'40.717	13:29'10.930
18	33.206	5.399	9.724	29.333	23.311	1'40.973	266.0	13:30'51.903	
19	33.470	5.381	9.591	29.516	23.125	1'41.083	267.3	13:32'32.986	
20	33.958	5.364	9.847	29.828	23.463	1'42.460	270.3	13:34'15.446	
21	34.052	5.423	9.894	30.163	23.647	1'43.179	264.3	13:35'58.625	

15 A. DE ANGELIS (1'39.207)								
Lap	Seg. 1	Seg. 2	Seg. 3	Seg. 4	Seg. 5	Lap Time	km/h	Local Time
1	39.281			28.841	23.387	1'46.904		13:02'39.349
2	32.969			28.459	23.329	1'39.758		13:04'19.107
3	32.820			28.469	22.925	1'39.207		13:05'58.314
4	32.679			28.539	22.924	1'39.265		13:07'37.579
5	32.688			28.760	22.930	1'39.858		13:09'17.437
6	32.811			29.152	23.095	1'40.428		13:10'57.865
7	32.765			28.703	22.932	1'39.610		13:12'37.475
8	32.730			28.956	23.234	1'40.242		13:14'17.717
9	33.208			29.843	23.400	1'41.523		13:15'59.240
10	32.681			28.782	23.059	1'39.816		13:17'39.056
11	33.043			28.737	23.225	1'40.411		13:19'19.467
12	32.629			28.742	22.997	1'39.720		13:20'59.187
13	32.471			28.909	23.250	1'40.229		13:22'39.416
14	32.660			29.488	23.031	1'40.526		13:24'19.842
15	33.048			28.664	22.949	1'39.861		13:25'59.803
16	32.915			28.668	22.966	1'39.658		13:27'39.461
17	33.086			28.855	23.033	1'40.143		13:29'19.604
18	33.105	5.465	9.729	28.809	23.625	1'40.733	264.0	13:31'00.337
19	33.225	5.479	9.873	28.968	23.085	1'40.630	266.6	13:32'40.967
20	32.903	5.360	9.936	28.872	22.944	1'40.015	270.7	13:34'20.982
21	32.936	5.410	9.934	28.798	23.249	1'40.327	265.6	13:36'01.309

12 X. FORÉS (1'37.912)								
Lap	Seg. 1	Seg. 2	Seg. 3	Seg. 4	Seg. 5	Lap Time	km/h	Local Time
1	48.116			30.707	23.441	1'58.555		13:02'51.000
2	33.240			28.498	22.560	1'39.211		13:04'30.211
3	32.356			28.304	22.478	1'37.932		13:06'08.143
4	32.452			28.234	22.464	1'37.912		13:07'46.055
5	32.402			28.627	22.523	1'37.913		13:09'23.968
6	32.866			28.635	22.617	1'38.968		13:11'02.936
7	32.506			28.474	22.765	1'38.620		13:12'41.556
8	32.751			29.057	22.827	1'39.466		13:14'21.022
9	33.047			28.820	22.830	1'39.616		13:16'00.638
10	32.954			28.821	22.981	1'39.624		13:17'40.262
11	33.025			28.927	22.989	1'39.756		13:19'20.018
12	32.989			28.952	22.812	1'39.537		13:20'59.555
13	32.914			29.232	23.136	1'40.166		13:22'39.721
14	33.064			29.116	22.927	1'39.986		13:24'19.707
15	33.085			29.016	22.859	1'39.839		13:25'59.546
16	32.951			29.012	22.840	1'39.6		





TT Circuit Assen 4.542 m

## Dutch Round, 15-16-17 April 2016 World Superbike - Chronological Analysis Race 1

Start at 13:00'52.445

**3 / 3**

### 94 M. LUSSIANA (1'40.083)

Lap	Seg. 1	Seg. 2	Seg. 3	Seg. 4	Seg. 5	Lap Time	km/h	Local Time
1	41.230			29.199	23.475	1'49.428		13:02'41.873
2	33.241			28.914	23.433	1'40.710		13:04'22.583
3	32.997			28.973	<b>23.068</b>	1'40.218		13:06'02.801
4	33.246			29.168	23.206	1'40.803		13:07'43.604
5	33.015			<b>28.880</b>	23.091	<b>1'40.083</b>		13:09'23.687
6	<b>32.771</b>			29.120	23.096	1'40.181		13:11'03.868
7	32.897			29.073	23.638	1'40.847		13:12'44.715
8	33.314			29.122	23.350	1'41.172		13:14'25.887
9	33.718			29.262	23.695	1'42.119		13:16'08.006
10	33.199			29.053	23.195	1'40.578		13:17'48.584
11	32.993			29.227	23.274	1'40.757		13:19'29.341
12	33.159			29.326	23.255	1'41.019		13:21'10.360
13	33.022			29.067	23.219	1'40.484		13:22'50.844
14	33.319			29.242	23.218	1'41.026		13:24'31.870
15	33.441			29.113	23.170	1'40.854		13:26'12.724
16	32.778			29.128	23.145	1'40.207		13:27'52.931
17	33.079			29.263	23.304	1'40.861		13:29'33.792
18	33.014	<b>5.545</b>	<b>9.656</b>	29.252	23.155	1'40.622	<b>258.6</b>	13:31'14.414
19	33.477	5.638	9.692	29.250	23.288	1'41.345	257.7	13:32'55.759
20	35.879	6.411	10.788	30.986	25.778	1'49.842	222.1	13:34'45.601
21	36.518	6.504	11.063	31.216	32.570	1'57.871	220.2	13:36'43.472

12	32.176					28.190	22.281	1'37.225		13:20'26.241
13	32.402					28.116	22.231	1'37.430		13:22'03.671
14	32.311					28.245	22.448	1'37.805		13:23'41.476
15	32.314					28.311	22.542	1'37.786		13:25'19.262
16	32.225					28.346	22.283	1'37.354		13:26'56.616
17	32.438					28.221	22.227	1'37.418		13:28'34.034
18	32.582	<b>5.258</b>	<b>9.338</b>			28.519	22.278	1'37.975	<b>278.4</b>	13:30'12.009
19	<b>32.111</b>	5.260	9.378			28.368	22.877	1'37.994	273.8	13:31'50.003

### 17 K. ABRAHAM (1'40.045)

Lap	Seg. 1	Seg. 2	Seg. 3	Seg. 4	Seg. 5	Lap Time	km/h	Local Time		
1	40.944				29.251	23.777		1'49.642		13:02'42.087
2	33.683				28.898	23.395		1'41.093		13:04'23.180
3	33.412				28.646	23.158		1'40.257		13:06'03.437
4	33.342				28.878	23.166		1'40.332		13:07'43.769
5	33.324				28.705	23.051		<b>1'40.045</b>		13:09'23.814
6	33.113				29.022	25.373		1'42.486		13:11'06.300
7	34.716				28.759	23.389		1'42.048		13:12'48.348
8	33.492				28.970	23.691		1'41.742		13:14'30.090
9	34.047				28.884	23.564		1'42.089		13:16'12.179
10	33.305				28.732	23.183		1'40.452		13:17'52.631
11	33.256				29.133	23.399		1'41.049		13:19'33.680
12	33.349				29.287	23.470		1'41.346		13:21'15.026

### 34 D. GIUGLIANO (1'37.683)

Lap	Seg. 1	Seg. 2	Seg. 3	Seg. 4	Seg. 5	Lap Time	km/h	Local Time		
1	36.980				27.988	23.764		1'43.817		13:02'36.262
2	32.641				28.366	22.533		1'38.512		13:04'14.774
3	32.299				28.364	22.678		1'38.325		13:05'53.099
4	32.216				28.403	22.518		1'38.024		13:07'31.123
5	32.395				28.554	22.758		1'38.713		13:09'09.836
6	32.317				28.677	22.939		1'38.999		13:10'48.835
7	37.294				29.141	21.339		1'43.188 P		13:12'32.023
8	<b>2'53.114</b>				28.288	22.525		3'59.200 P		13:16'31.223
9	31.807				28.450	22.648		<b>1'37.683</b>		13:18'08.906
10	32.062				28.516	22.386		1'37.973		13:19'46.879
11	32.215				29.109	21.760		1'38.158 P		13:21'25.037

### 66 T. SYKES (1'37.140)

Lap	Seg. 1	Seg. 2	Seg. 3	Seg. 4	Seg. 5	Lap Time	km/h	Local Time		
1	36.252				28.003	22.436		1'41.320 P		13:02'33.765
2	32.643				28.008	22.586		1'37.685		13:04'11.450
3	31.979				28.186	22.573		1'37.319		13:05'48.769
4	32.315				28.342	22.366		1'37.764		13:07'26.533
5	32.041				28.265	22.316		<b>1'37.140</b>		13:09'03.673
6	32.120				28.254	22.386		1'37.322		13:10'40.995
7	32.094				28.412	22.372		1'37.511		13:12'18.506
8	32.129				28.349	22.643		1'37.719		13:13'56.225

### 50 S. GUINTOLI (1'36.920)

Lap	Seg. 1	Seg. 2	Seg. 3	Seg. 4	Seg. 5	Lap Time	km/h	Local Time		
1	37.251				28.361	22.567		1'43.087		13:02'35.532
2	31.905				27.937	22.399		<b>1'36.920</b>		13:04'12.452
3	32.012				28.134	22.600		1'37.431		13:05'49.883
4	32.256				28.008	22.477		1'37.363		13:07'27.246

### 16 J. HOOK (1'42.228)

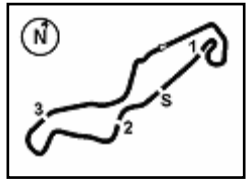
Lap	Seg. 1	Seg. 2	Seg. 3	Seg. 4	Seg. 5	Lap Time	km/h	Local Time		
1	41.358				29.827	24.709		1'51.881		13:02'44.326
2	34.334				29.621	24.126		1'43.688		13:04'28.014
3	33.713				29.374	24.287		1'43.024		13:06'11.038
4	34.089				29.420	24.091		1'43.288		13:07'54.326
5	33.790				29.354	24.096		1'42.813		13:09'37.139
6	33.752				29.395	24.025		1'42.832		13:11'19.971
7	33.690				29.214	23.932		1'42.565		13:13'02.536
8	33.797				29.334	24.176		1'42.937		13:14'45.473
9	33.814				29.580	23.977		1'42.914		13:16'28.387
10	33.758				29.510	24.080		1'42.954		13:18'11.341
11	<b>33.473</b>				29.558	23.941		1'42.518		13:19'53.859
12	33.564				29.306	23.756		1'42.235		13:21'36.094
13	33.759				29.454	24.596		1'43.418		13:23'19.512
14	33.761				29.493	23.766		1'42.581		13:25'02.093
15	33.914				29.607	23.877		1'42.967		13:26'45.060
16	33.770				29.171	23.873		1'42.517		13:28'27.577
17	33.750	<b>5.545</b>	<b>10.118</b>		34.006	23.982		1'47.401	<b>261.1</b>	13:30'14.978
18	33.610	<b>5.506</b>	10.143		29.240	23.776		1'42.275	259.9	13:31'57.253
19	33.632	5.567	10.134		<b>29.120</b>	23.775		<b>1'42.228</b>	259.2	13:33'39.481
20	33.620	5.612	10.172		29.214	<b>23.747</b>		1'42.365	259.2	13:35'21.846

### 119 P. SZKOPEK (1'42.459)

Lap	Seg. 1	Seg. 2	Seg. 3	Seg. 4	Seg. 5	Lap Time	km/h	Local Time		
1	41.478				29.828	24.326		1'51.679		13:02'44.124
2	33.769				29.523	24.005		1'42.903		13:04'27.027
3	33.757				29.486	23.958		1'42.975		13:06'10.002
4	33.507				29.377	24.073		1'42.827		13:07'52.829
5	33.678				29.522	24.003		1'42.939		13:09'35.768
6	33.776				29.506	24.052		1'42.990		13:11'18.758
7	33.611				29.387	24.312		1'43.045		13:13'01.803
8	33.722				29.461	24.215		1'43.186		13:14'44.989
9	33.751				29.774	23.858		1'42.944		13:16'27.933
10	<b>33.484</b>				29.408	26.493		1'45.269		13:18'13.202
11	33.709				29.761	24.535		1'43.657		13:19'56.859
12	33.853				30.180	23.907		1'43.882		13:21'40.741
13	34.601				29.747	<b>23.606</b>		1'43.737		13:23'24.478
14	33.781				29.279	24.029		1'42.722		13:25'07.200
15	34.510				29.705	23.891		1'44.554		13:26'51.754
16	36.124				29.362	24.417		1'48.087		13:28'39.841
17	34.145	5.640	10.400		<b>29.223</b>	23.899		1'43.307	253.1	13:30'23.148
18	33.812	5.627	10.498		32.174	24.061		1'46.172	253.7	13:32'09.320
19	35.755	5.857	10.658		30.179	23.966		1'46.415	251.1	13:33'55.735
20	33.626	<b>5.599</b>	<b>9.985</b>		29.386	23.863		<b>1'42.459</b>	<b>257.4</b>	13:35'38.194

### 60 M. VAN DER MARK (1'36.777)

Lap	Seg. 1	Seg. 2	Seg. 3	Seg. 4	Seg. 5	Lap Time	km/h	Local Time		
1	37.573				28.152	22.814		1'43.425		13:02'35.870
2	32.142				<b>27.770</b>	22.301		<b>1'36.777</b>		13:04'12.647
3	32.175									

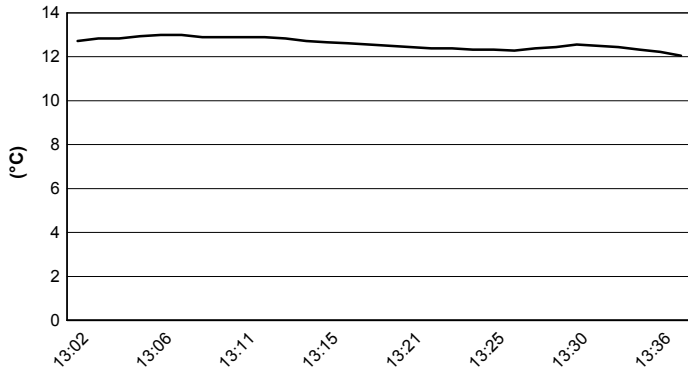


TT Circuit Assen 4.542 m

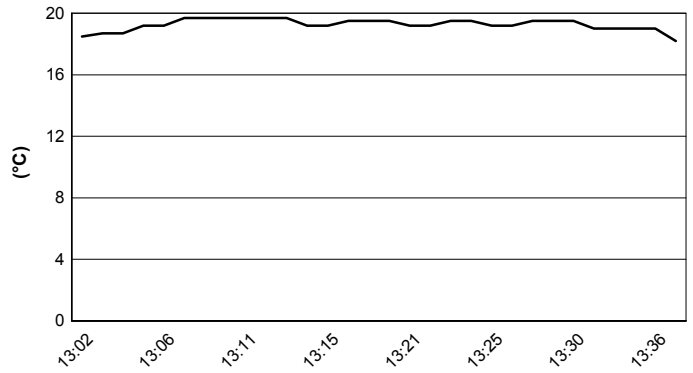
## Dutch Round, 15-16-17 April 2016 World Superbike - Weather Report Race 1

Session started 13:01      Session ended 13:37

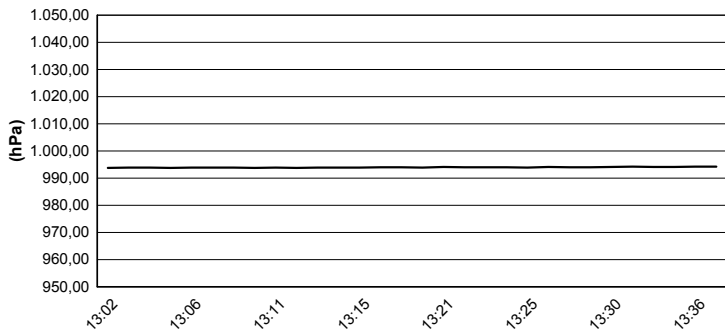
### Air Temperature



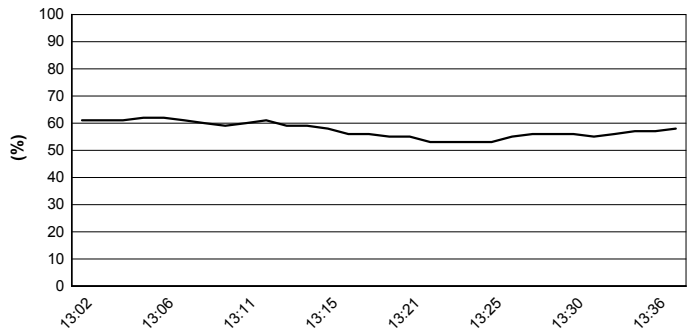
### Track Temperature



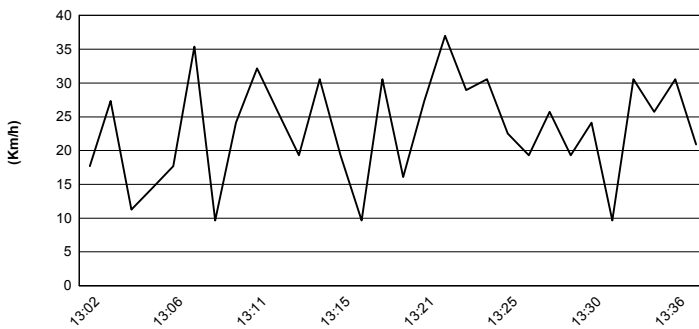
### Air Pressure



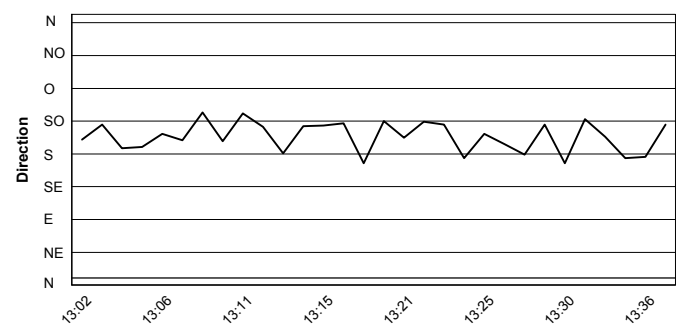
### Humidity

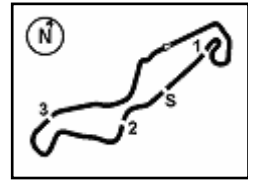


### Wind Speed



### Wind Direction





## Dutch Round, 15-16-17 April 2016 World Superbike - Championship Standings

TT Circuit Assen 4.542 m

Points	Points From First	Points From Previous	February 28 PHILLIP ISLAND		March 13 BURIRAM		April 3 ARAGON		April 17 ASSEN		May 1 IMOLA		May 15 SEPANG		May 29 DONINGTON PARK		June 19 MISANO		July 10 LAGUNA SECA		July 24 TBA		September 18 LAUSITZRING		October 2 MAGNY-COURS		October 16 JEREZ		October 28 LOSAIL			
			1	2	1	2	1	2	1	2	1	2	1	2	1	2	1	2	1	2	1	2	1	2	1	2	1	2	1	2	1	2
<b>1 REA</b> Jonathan (GBR)	<b>156</b>		25	25	25	20	20	16	25																							
<b>2 DAVIES</b> Chaz (GBR)	<b>125</b>	31	1	1	1	1	1	1	1																							
<b>3 SYKES</b> Tom (GBR)	<b>102</b>	54	23		11	10	20	25	16	20																						
<b>4 VAN DER MARK</b> Michael (NED)	<b>74</b>	82	28		16	20	16	13		9																						
<b>5 TORRES</b> Jordi (ESP)	<b>64</b>	92	10		8	9	8	8	9	11																						
<b>6 HAYDEN</b> Nicky (USA)	<b>57</b>	99	7		7	13		11	10	16																						
<b>7 GIUGLIANO</b> Davide (ITA)	<b>56</b>	100	1		13	16		6	11	10																						
<b>8 GUINTOLI</b> Sylvain (FRA)	<b>53</b>	103	3		10	11	9	10	7	6																						
<b>9 REITERBERGER</b> Markus (GER)	<b>40</b>	116	13		8	11	9	2	1	9																						
<b>10 SAVADORI</b> Lorenzo (ITA)	<b>38</b>	118	2		4	6	7	6	5	10																						
<b>11 LOWES</b> Alex (GBR)	<b>35</b>	121	3		2	10		8	7	8																						
<b>12 CAMIER</b> Leon (GBR)	<b>32</b>	124	3		9	5	5		13	13																						
<b>13 RAMOS</b> Román (ESP)	<b>32</b>	124	0		5	4	4	4	4	4																						
<b>14 FORÉS</b> Xavi (ESP)	<b>31</b>	125	1			2		13	13	3																						
<b>15 DE ANGELIS</b> Alex (RSM)	<b>29</b>	127	2		3	7	2	5	8	4																						
<b>16 BROOKES</b> Joshua (AUS)	<b>25</b>	131	4		6	7	1	3	3	5																						
<b>17 ABRAHAM</b> Karel (CZE)	<b>12</b>	144	13		3	5		1	1	2																						
<b>18 BAIOTTO</b> Matteo (ITA)	<b>8</b>	148	4			3	3		2																							
<b>19 MAHIAS</b> Lucas (FRA)	<b>6</b>	150	2						6																							
<b>20 JONES</b> Mike (AUS)	<b>2</b>	154	4		2																											
<b>21 BARRIER</b> Sylvain (FRA)	<b>2</b>	154	0		1	1																										
<b>22 LUSSIANA</b> Matthieu (FRA)	<b>1</b>	155	1						1																							

First Line: Championship Standings - Second Line: Ranking Progression

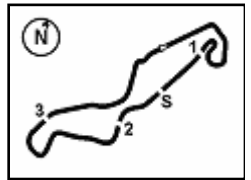
PIRELLI PERODIA TUNING



Official Tyre Supplier



Official Timekeeper



TT Circuit Assen 4.542 m

## Dutch Round, 15-16-17 April 2016 World Superbike - Manufacturers Standings

	Points	Points From First	Points From Previous	February 28 PHILLIP ISLAND		March 13 BURIRAM		April 3 ARAGON		April 17 ASSEN		May 1 IMOLA		May 15 SEPANG		May 29 DONINGTON PARK		June 19 MISANO		July 10 LAGUNA SECA		July 24 TBA		September 18 LAUTZRING		October 2 MAGNY-COURS		October 16 JEREZ		October 28 LOSAIL	
				1	2	1	2	1	2	1	2	1	2	1	2	1	2	1	2	1	2	1	2	1	2	1	2	1	2	1	2
1 KAWASAKI	165			25	25	25	25	20	20	25																					
2 DUCATI	135	30		20	16	13	16	25	25	20																					
3 HONDA	100	65	35	16	20	16	13	10	9	16																					
4 BMW	68	97	32	8	9	11	9	9	11	11																					
5 YAMAHA	64	101	4	10	11	10	10	8	7	8																					
6 APRILIA	45	120	19	4	3	7	7	6	8	10																					
7 MV AGUSTA	32	133	13	9	5	5	5	7	7	13																					

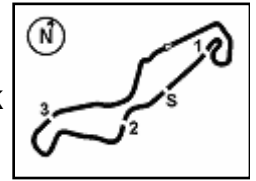
First Line: Championship Standings - Second Line: Ranking Progression

**PIRELLI PERODIA TUNING**


Official Tyre Supplier



Official Timekeeper



TT Circuit Assen 4.542 m

## Dutch Round, 15-16-17 April 2016 World Superbike - Pirelli Best Lap Award

Points	Points From First	Points From Previous	Fastest Laps														
			February 28 PHILLIP ISLAND	March 13 BURIRAM	April 3 ARAGON	April 17 ASSEN	May 1 IMOLA	May 15 SEPANG	May 29 DONINGTON PARK	June 19 MISANO	July 10 LAGUNA SECA	July 24 TBA	September 18 LAUSITZRING	October 2 MAGNY-COURS	October 16 JEREZ	October 28 LOSAIL	
<b>1 DAVIES</b> Chaz (GBR)	<b>4</b>		1		1	1	1										
<b>2 REA</b> Jonathan (GBR)	<b>2</b>	2		1	1												
<b>3 GIUGLIANO</b> Davide (ITA)	<b>1</b>	3	1														

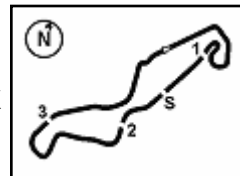




## Dutch Round, 15-16-17 April 2016 World Superbike - Best Laps & Speeds

1 / 2

No.	Rider		Best Lap		FP1		FP2		FP3		SP1		SP2		RC1		
	Nat	Bike	laps	speed	laps	speed	laps	speed	laps	speed	laps	speed	laps	speed	laps	speed	
1	66	<b>SYKES Tom</b>	53	274	18	266	15	268	6	265			6	274	8		1'37.140
		GBR Kawasaki ZX-10R															
2	50	<b>GUINTOLI Sylvain</b>	49	278	16	268	15	271	7	268			7	278	4		1'36.920
		FRA Yamaha YZF R1															
3	34	<b>GIUGLIANO Davide</b>	55	273	15	255	15	266	7	263			7	273	11		1'37.683
		ITA Ducati Panigale R															
4	1	<b>REA Jonathan</b>	58	278	18	270	5	270	7	271			7	278	21	278	1'37.023
		GBR Kawasaki ZX-10R															
5	7	<b>DAVIES Chaz</b>	63	276	15	271	12	271	7	269			8	276	21	276	1'36.486
		GBR Ducati Panigale R															
6	60	<b>VAN DER MARK Michael</b>	68	278	14	260	21	267	7	266			7	276	19	278	1'36.777
		NED Honda CBR1000RR SP															
7	22	<b>LOWES Alex</b>	54	273	15	271	12	271	2	263			4	273	21	272	1'37.008
		GBR Yamaha YZF R1															
8	69	<b>HAYDEN Nicky</b>	76	281	21	262	21	268	7	269			6	276	21	281	1'37.046
		USA Honda CBR1000RR SP															
9	21	<b>REITERBERGER Markus</b>	74	278	13	254	21	260	6	260	7	278	6	273	21	273	1'37.714
		GER BMW S1000 RR															
10	32	<b>SAVADORI Lorenzo</b>	73	276	20	268	22	264	5	262			5	274	21	276	1'37.345
		ITA Aprilia RSV4 RF															
11	12	<b>FORÉS Xavi</b>	64	270	15	264	19	267	4	261			5	269	21	270	1'37.912
		ESP Ducati Panigale R															
12	81	<b>TORRES Jordi</b>	80	276	19	255	19	261	7	261	7	276	7	269	21	275	1'37.709
		ESP BMW S1000 RR															
13	2	<b>CAMIER Leon</b>	65	265	12	259	19	263	5	261	8	265			21	264	1'37.573
		GBR MV Agusta 1000 F4															
14	25	<b>BROOKES Joshua</b>	69	271	17	260	17	262	7	260	7	271			21	270	1'37.686
		AUS BMW S1000 RR															
15	40	<b>RAMOS Román</b>	59	267	14	252	17	263	3	256	4	267			21	264	1'38.067
		ESP Kawasaki ZX-10R															
16	44	<b>MAHIAS Lucas</b>	69	269	17	245	18	254	7	255	6	269			21	267	1'38.912
		FRA Kawasaki ZX-10R															
17	15	<b>DE ANGELIS Alex</b>	63	275	13	257	14	264	7	261	8	275			21	271	1'39.207
		RSM Aprilia RSV4 RF															
18	151	<b>BAIOTTO Matteo</b>	73	265	19	255	20	264	6	256	7	265			21	265	1'39.291
		ITA Ducati Panigale R															
19	17	<b>ABRAHAM Karel</b>	47	260	16	248	12	254	7	260					12		1'40.045
		CZE BMW S1000 RR															
20	94	<b>LUSSIANA Matthieu</b>	55	261	12	258	8	260	6	257	8	261			21	259	1'40.083
		FRA BMW S1000 RR															
21	16	<b>HOOK Josh</b>	68	263	19	234	17	246	6	244	6	263			20	261	1'42.228
		AUS Kawasaki ZX-10R															



TT Circuit Assen 4.542 m

## Dutch Round, 15-16-17 April 2016 World Superbike - Best Laps & Speeds

2 / 2

No.	Rider		Best Lap		FP1		FP2		FP3		SP1		SP2		RC1	
	Nat	Bike	laps	speed	laps	speed	laps	speed	laps	speed	laps	speed	laps	speed	laps	speed
22	119	<b>SZKOPEK Pawel</b>		<b>1'42.443</b>		1'58.888		2'04.051		1'55.471		<b>1'42.443</b>				1'42.459
		POL Yamaha YZF R1	57	260	19	249	5	246	6	251	7	<b>260</b>			20	257
23	56	<b>SEBESTYÉN Péter</b>		<b>2'00.882</b>		2'03.762		<b>2'00.882</b>								
		HUN Yamaha YZF R1	40	256	24	253	16	<b>256</b>								
24	9	<b>SCHMITTER Dominic</b>		<b>2'01.594</b>		2'08.290		<b>2'01.594</b>		2'02.229						
		SUI Kawasaki ZX-10R	43	256	16	253	21	<b>256</b>	6	253						
25	11	<b>AL SULAITI Saeed</b>		<b>2'02.838</b>		2'08.316		<b>2'02.838</b>		2'04.375						
		QAT Kawasaki ZX-10R	31	249	17	236	8	<b>249</b>	6	243						