

Phillip Island 4.445 m

1 / 2

## Australian Round, 24-25-26 February 2017

### World Superbike - Results Race 2

Laps 22 = 97,790 Km - Time Of Race 33'52.785 - Avg. 173,183 km/h

Pos	Race	Grid	No. Rider	Nat	Team	Bike	LL	Gap	Fastest Lap	Speed	Qualifying		Ranking			
											Time	Speed	R1	R2	Tot	Pos
1	1	1	J. REA	GBR	Kawasaki Racing Team	Kawasaki ZX-10R	22		1'31.560	314,0	1'29.573	310,3	25	25	50	1
2	4	7	C. DAVIES	GBR	Aruba.it Racing - Ducati	Ducati Panigale R	22	0.025	1'31.588	315,8	1'29.847	311,2	20	20	40	2
3	3	33	M. MELANDRI	ITA	Aruba.it Racing - Ducati	Ducati Panigale R	22	0.249	1'31.178	317,6	1'29.734	308,6		16	16	7
4	5	22	A. LOWES	GBR	Pata Yamaha Official WorldSBK Team	Yamaha YZF R1	22	0.956	1'31.723	311,2	1'30.016	305,9	13	13	26	4
5	8	12	X. FORÉS	ESP	BARNI Racing Team	Ducati Panigale R	22	2.320	1'31.717	311,2	1'30.728	306,8	10	11	21	5
6	2	66	T. SYKES	GBR	Kawasaki Racing Team	Kawasaki ZX-10R	22	4.781	1'31.824	313,0	1'29.605	307,7	16	10	26	3
7	10	60	M. VAN DER MARK	NED	Pata Yamaha Official WorldSBK Team	Yamaha YZF R1	22	7.307	1'31.954	314,9	1'30.761	309,5	7	9	16	8
8	9	2	L. CAMIER	GBR	MV Agusta Reparto Corse	MV Agusta 1000 F4	22	9.756	1'32.227	309,5	1'30.749	302,5	11	8	19	6
9	6	32	L. SAVADORI	ITA	Milwaukee Aprilia	Aprilia RSV4 RF	22	11.135	1'32.212	308,6	1'30.023	305,9		7	7	11
10	13	50	E. LAVERTY	IRL	Milwaukee Aprilia	Aprilia RSV4 RF	22	20.123	1'31.817	310,3	1'31.372	309,5	8	6	14	9
11	20	15	A. DE ANGELIS	RSM	Pedercini Racing SC-Project	Kawasaki ZX-10R	22	25.799	1'32.615	307,7	1'32.358	307,7	2	5	7	12
12	16	25	J. BROOKES	AUS	ERMotorsport-EliteRoads.com.au	Yamaha YZF R1	22	25.879	1'32.708	304,2	1'31.859	297,5		4	4	17
13	12	21	M. REITERBERGER	GER	Althea BMW Racing Team	BMW S 1000 RR	22	25.917	1'32.606	305,9	1'31.009	305,1	4	3	7	13
14	17	40	R. RAMOS	ESP	Team Kawasaki Go Eleven	Kawasaki ZX-10R	22	26.292	1'32.664	307,7	1'31.959	303,4	3	2	5	16
15	15	6	S. BRADL	GER	Red Bull Honda World Superbike Team	Honda CBR1000RR	22	28.440	1'32.388	309,5	1'31.850	306,8	1	1	2	18
16	14	88	R. KRUMMENACHER	SUI	Kawasaki Puccetti Racing	Kawasaki ZX-10R	22	33.679	1'32.456	302,5	1'31.624	302,5	6		6	14
17	19	37	O. JEZEK	CZE	Grillini Racing Team	Kawasaki ZX-10R	22	1'13.561	1'33.280	300,8	1'32.070	292,7				
-----Not Classified-----																
RET	11	69	N. HAYDEN	USA	Red Bull Honda World Superbike Team	Honda CBR1000RR	8	14 Laps	1'32.360	302,5	1'30.885	301,7	5		5	15
RET	21	86	A. BADOVINI	ITA	Grillini Racing Team	Kawasaki ZX-10R	7	15 Laps	1'33.385	298,3	1'32.481	299,2				
RET	18	84	R. RUSSO	ITA	Guandalini Racing	Yamaha YZF R1	2	20 Laps	1'33.406	305,1	1'31.996	302,5				
RET	7	81	J. TORRES	ESP	Althea BMW Racing Team	BMW S 1000 RR	0				1'30.564	308,6	9		9	10

AIR	Humidity:	63%	Temp:	24°C
TRACK	Condition:	Dry	Temp:	44°C

Records	Pole (SP2)	2017	J.Rea	1'29.573	178,650 Km/h
	Race (RC1)	2014	C.Davies	1'30.949	175,940 Km/h
	Circuit (SP2)	2017	J.Rea	1'29.573	178,650 Km/h
Race Fastest lap		Lap 6	M.Melandri	1'31.178	175,503 Km/h

LAP LEADERS					
No.	Rider	From	To	Laps	Total
22	A. LOWES	1	1	1	1
50	E. LAVERTY	2	2	1	1
12	X. FORÉS	3	5	3	3
1	J. REA	6	7	2	
7	C. DAVIES	8	13	6	
1	J. REA	14	14	1	
33	M. MELANDRI	15	19	5	5
1	J. REA	20	20	1	
7	C. DAVIES	21	21	1	7
1	J. REA	22	22	1	5

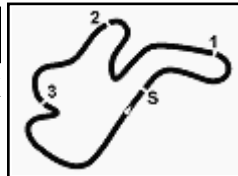
TOTAL LEADER LAPS		
No.	Rider	Laps
1	J. REA	17
33	M. MELANDRI	10
7	C. DAVIES	7
66	T. SYKES	4
12	X. FORÉS	3
22	A. LOWES	2
50	E. LAVERTY	1

Start 26/02/2017 15:00 End 15:35 The results are provisional until the end of the time limit for protests and appeals and the completion of the technical checks.

These data/results cannot be reproduced, stored and/or transmitted in whole or in part by any manner of electronic, mechanical, photocopying, recording, broadcasting or otherwise now known or herein after developed without the previous express consent by the copyright owner, except for reproduction in daily press and regular printed publications on sale to the public within 60 days of the event related to those data/results and always provided that copyright symbol appears together as follows below.

© DORNA WSBK ORGANIZATION Srl 2017





## Australian Round, 24-25-26 February 2017 World Superbike - Results Race 2

### RACE HIGHLIGHTS

---

14.57.49		Warm-up Lap Start
14.58.52	81 Torres	Technical Problem - Turn Pit Exit
15.00.34	81 Torres	Out
15.00.46		Start
15.02.09		No Jump Start
15.05.00	84 Russo	Crashed - Turn 11
15.06.23	84 Russo	Out
15.07.18	84 Russo	Medical Center
15.12.21	86 Badovini	Crashed - Turn 6
15.12.58	69 Hayden	Crashed - Re Joined - Turn 10
15.13.11	86 Badovini	Out
15.15.05	69 Hayden	Entered Pits
15.16.18	69 Hayden	Retired
15.35.39		End Of Session

Start                      End                      The results are provisional until the end of the time limit for protests and appeals  
26/02/2017              15:00                      15:35                      and the completion of the technical checks.

These data/results cannot be reproduced, stored and/or transmitted in whole or in part by any manner of electronic, mechanical, photocopying, recording, broadcasting or otherwise now known or herein after developed without the previous express consent by the copyright owner, except for reproduction in daily press and regular printed publications on sale to the public within 60 days of the event related to those data/results and always provided that copyright symbol appears together as follows below.

© DORNA WSBK ORGANIZATION Srl 2017

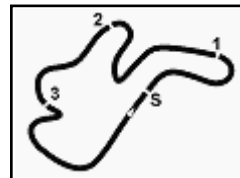
FKR PERUGIA TIMING



Official Tyre Supplier



Official Timekeeper



Phillip Island 4.445 m

**Australian Round, 24-25-26 February 2017**
**World Superbike - Lap Chart Race 2**

	Lap																					
	1	2	3	4	5	6	7	8	9	10	11	12	13	14	15	16	17	18	19	20	21	22
1	22	50	12	12	12	1	1	7	7	7	7	7	7	1	33	33	33	33	33	1	7	1
2	50	12	50	1	1	12	7	1	1	1	1	1	33	33	1	1	1	1	1	7	1	7
3	12	22	1	22	7	7	12	22	22	12	12	12	1	7	7	7	7	7	7	22	22	33
4	2	1	22	7	22	22	22	12	12	33	33	33	12	12	12	22	22	22	22	12	33	22
5	1	7	7	50	33	33	33	33	33	22	22	22	22	22	22	12	12	12	12	33	12	12
6	7	2	2	60	50	50	66	66	66	66	66	66	66	66	66	66	66	66	66	66	66	66
7	60	60	60	33	60	60	60	60	60	60	60	60	60	60	60	60	60	60	60	60	60	60
8	66	66	33	2	2	66	50	50	2	2	2	2	2	2	2	2	2	2	2	2	2	2
9	21	33	66	66	66	2	2	2	50	50	50	50	32	32	32	32	32	32	32	32	32	32
10	33	69	69	69	32	32	32	32	32	32	32	32	32	50	50	50	50	50	50	50	50	50
11	69	21	32	32	69	69	69	21	21	6	6	6	6	21	21	21	21	15	21	21	21	15
12	32	32	21	21	6	6	6	6	25	21	25	25	25	15	15	15	15	21	15	15	25	25
13	25	15	6	6	21	21	21	25	6	25	21	21	21	6	6	6	40	40	40	40	15	21
14	15	25	15	15	15	15	25	15	40	40	40	40	15	25	25	40	6	6	6	25	40	40
15	40	6	25	25	25	25	15	40	15	15	15	15	40	40	40	25	25	25	25	6	6	6
16	6	40	40	40	40	40	40	37	37	37	88	88	88	88	88	88	88	88	88	88	88	88
17	37	37	37	37	86	86	86	88	88	88	37	37	37	37	37	37	37	37	37	37	37	37
18	84	84	86	86	37	37	37	69														
19	86	86	88	88	88	88	88															
20	88	88																				

Final Result			
1	1	J. REA	Laps 22
2	7	C. DAVIES	0.025
3	33	M. MELANDRI	0.249
4	22	A. LOWES	0.956
5	12	X. FORÉS	2.320
6	66	T. SYKES	4.781
7	60	M. VAN DER MARK	7.307
8	2	L. CAMIER	9.756
9	32	L. SAVADORI	11.135
10	50	E. LAVERTY	20.123
11	15	A. DE ANGELIS	25.799
12	25	J. BROOKES	25.879
13	21	M. REITERBERGER	25.917
14	40	R. RAMOS	26.292
15	6	S. BRADL	28.440
16	88	R. KRUMMENACHER	33.679
17	37	O. JEZEK	1'13.561
RET	69	N. HAYDEN	14 Laps
RET	86	A. BADOVINI	15 Laps
RET	84	R. RUSSO	20 Laps
RET	81	J. TORRES	

26/02/2017

These data/results cannot be reproduced, stored and/or transmitted in whole or in part by any manner of electronic, mechanical, photocopying, recording, broadcasting or otherwise now known or herein after developed without the previous express consent by the copyright owner, except for reproduction in daily press and regular printed publications on sale to the public within 60 days of the event related to those data/results and always provided that copyright symbol appears together as follows below.

© DORNA WSBK ORGANIZATION Srl 2017

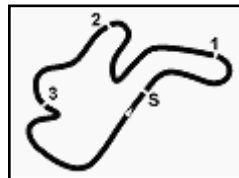
**FCR PERIGIA TIMING**


Official Tyre Supplier



Official Timekeeper





Phillip Island 4.445 m

3 / 3

**Australian Round, 24-25-26 February 2017**
**World Superbike - Lap Chart Race 2**

14	<b>25 J.Brookes</b> (AUS)	17.096	12	<b>15 A.De Angelis</b> (RSM)	22.040
15	<b>40 R.Ramos</b> (ESP)	17.188	13	<b>40 R.Ramos</b> (ESP)	22.085
16	<b>88 R.Krummenacher</b> (SU)	27.300	14	<b>6 S.Bradl</b> (GER)	22.408
17	<b>37 O.Jezek</b> (CZE)	44.340	15	<b>25 J.Brookes</b> (AUS)	22.545
			16	<b>88 R.Krummenacher</b> (SU)	30.601
			17	<b>37 O.Jezek</b> (CZE)	59.298

**Lap 16**

1	<b>33 M.Melandri</b> (ITA)	
2	<b>1 J.Rea</b> (GBR)	0.440
3	<b>7 C.Davies</b> (GBR)	0.523
4	<b>22 A.Lowes</b> (GBR)	0.945
5	<b>12 X.Forés</b> (ESP)	0.986
6	<b>66 T.Sykes</b> (GBR)	1.703
7	<b>60 M.van der Mark</b> (NED)	4.075
8	<b>2 L.Camier</b> (GBR)	6.927
9	<b>32 L.Savadori</b> (ITA)	7.879
10	<b>50 E.Laverty</b> (IRL)	11.081
11	<b>21 M.Reiterberger</b> (GER)	17.979
12	<b>15 A.De Angelis</b> (RSM)	18.157
13	<b>6 S.Bradl</b> (GER)	18.303
14	<b>40 R.Ramos</b> (ESP)	18.413
15	<b>25 J.Brookes</b> (AUS)	18.522
16	<b>88 R.Krummenacher</b> (SU)	28.366
17	<b>37 O.Jezek</b> (CZE)	48.147

**Lap 17**

1	<b>33 M.Melandri</b> (ITA)	
2	<b>1 J.Rea</b> (GBR)	0.287
3	<b>7 C.Davies</b> (GBR)	0.359
4	<b>22 A.Lowes</b> (GBR)	0.632
5	<b>12 X.Forés</b> (ESP)	1.153
6	<b>66 T.Sykes</b> (GBR)	2.273
7	<b>60 M.van der Mark</b> (NED)	4.727
8	<b>2 L.Camier</b> (GBR)	7.649
9	<b>32 L.Savadori</b> (ITA)	8.467
10	<b>50 E.Laverty</b> (IRL)	12.362
11	<b>21 M.Reiterberger</b> (GER)	19.230
12	<b>15 A.De Angelis</b> (RSM)	19.261
13	<b>40 R.Ramos</b> (ESP)	19.714
14	<b>6 S.Bradl</b> (GER)	19.880
15	<b>25 J.Brookes</b> (AUS)	20.032
16	<b>88 R.Krummenacher</b> (SU)	29.202
17	<b>37 O.Jezek</b> (CZE)	52.035

**Lap 18**

1	<b>33 M.Melandri</b> (ITA)	
2	<b>1 J.Rea</b> (GBR)	0.188
3	<b>7 C.Davies</b> (GBR)	0.351
4	<b>22 A.Lowes</b> (GBR)	0.620
5	<b>12 X.Forés</b> (ESP)	1.213
6	<b>66 T.Sykes</b> (GBR)	2.557
7	<b>60 M.van der Mark</b> (NED)	5.242
8	<b>2 L.Camier</b> (GBR)	8.172
9	<b>32 L.Savadori</b> (ITA)	9.122
10	<b>50 E.Laverty</b> (IRL)	13.527
11	<b>15 A.De Angelis</b> (RSM)	20.734
12	<b>21 M.Reiterberger</b> (GER)	20.846
13	<b>40 R.Ramos</b> (ESP)	20.995
14	<b>6 S.Bradl</b> (GER)	21.202
15	<b>25 J.Brookes</b> (AUS)	21.355
16	<b>88 R.Krummenacher</b> (SU)	30.075
17	<b>37 O.Jezek</b> (CZE)	56.040

**Lap 19**

1	<b>33 M.Melandri</b> (ITA)	
2	<b>1 J.Rea</b> (GBR)	0.062
3	<b>7 C.Davies</b> (GBR)	0.100
4	<b>22 A.Lowes</b> (GBR)	0.439
5	<b>12 X.Forés</b> (ESP)	0.742
6	<b>66 T.Sykes</b> (GBR)	2.401
7	<b>60 M.van der Mark</b> (NED)	5.536
8	<b>2 L.Camier</b> (GBR)	8.194
9	<b>32 L.Savadori</b> (ITA)	9.119
10	<b>50 E.Laverty</b> (IRL)	14.440
11	<b>21 M.Reiterberger</b> (GER)	21.696

**Lap 20**

1	<b>1 J.Rea</b> (GBR)	
2	<b>7 C.Davies</b> (GBR)	0.005
3	<b>22 A.Lowes</b> (GBR)	0.140
4	<b>12 X.Forés</b> (ESP)	0.801
5	<b>33 M.Melandri</b> (ITA)	0.829
6	<b>66 T.Sykes</b> (GBR)	2.302
7	<b>60 M.van der Mark</b> (NED)	5.907
8	<b>2 L.Camier</b> (GBR)	8.292
9	<b>32 L.Savadori</b> (ITA)	9.188
10	<b>50 E.Laverty</b> (IRL)	16.063
11	<b>21 M.Reiterberger</b> (GER)	22.802
12	<b>15 A.De Angelis</b> (RSM)	23.021
13	<b>40 R.Ramos</b> (ESP)	23.029
14	<b>25 J.Brookes</b> (AUS)	23.164
15	<b>6 S.Bradl</b> (GER)	24.031
16	<b>88 R.Krummenacher</b> (SU)	31.137
17	<b>37 O.Jezek</b> (CZE)	1'02.576

**Lap 21**

1	<b>7 C.Davies</b> (GBR)	
2	<b>1 J.Rea</b> (GBR)	0.052
3	<b>22 A.Lowes</b> (GBR)	0.180
4	<b>33 M.Melandri</b> (ITA)	0.282
5	<b>12 X.Forés</b> (ESP)	1.369
6	<b>66 T.Sykes</b> (GBR)	2.979
7	<b>60 M.van der Mark</b> (NED)	6.521
8	<b>2 L.Camier</b> (GBR)	8.873
9	<b>32 L.Savadori</b> (ITA)	9.725
10	<b>50 E.Laverty</b> (IRL)	17.882
11	<b>21 M.Reiterberger</b> (GER)	24.042
12	<b>25 J.Brookes</b> (AUS)	24.119
13	<b>15 A.De Angelis</b> (RSM)	24.240
14	<b>40 R.Ramos</b> (ESP)	24.593
15	<b>6 S.Bradl</b> (GER)	25.735
16	<b>88 R.Krummenacher</b> (SU)	32.086
17	<b>37 O.Jezek</b> (CZE)	1'06.907

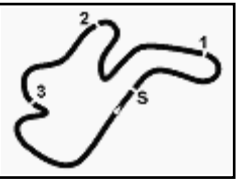
**Lap 22**

1	<b>1 J.Rea</b> (GBR)	
2	<b>7 C.Davies</b> (GBR)	0.025
3	<b>33 M.Melandri</b> (ITA)	0.249
4	<b>22 A.Lowes</b> (GBR)	0.956
5	<b>12 X.Forés</b> (ESP)	2.320
6	<b>66 T.Sykes</b> (GBR)	4.781
7	<b>60 M.van der Mark</b> (NED)	7.307
8	<b>2 L.Camier</b> (GBR)	9.756
9	<b>32 L.Savadori</b> (ITA)	11.135
10	<b>50 E.Laverty</b> (IRL)	20.123
11	<b>15 A.De Angelis</b> (RSM)	25.799
12	<b>25 J.Brookes</b> (AUS)	25.879
13	<b>21 M.Reiterberger</b> (GER)	25.917
14	<b>40 R.Ramos</b> (ESP)	26.292
15	<b>6 S.Bradl</b> (GER)	28.440
16	<b>88 R.Krummenacher</b> (SU)	33.679
17	<b>37 O.Jezek</b> (CZE)	1'13.561

26/02/2017

These data/results cannot be reproduced, stored and/or transmitted in whole or in part by any manner of electronic, mechanical, photocopying, recording, broadcasting or otherwise now known or herein after developed without the previous express consent by the copyright owner, except for reproduction in daily press and regular printed publications on sale to the public within 60 days of the event related to those data/results and always provided that copyright symbol appears together as follows below.

© DORNA WSBK ORGANIZATION Srl 2017



Phillip Island 4.445 m

## Australian Round, 24-25-26 February 2017 World Superbike - Best Sector & Speed Race 2

**RESULTS**

Pos	Rider	Team	Laps
1	J. REA	Kawasaki ZX-10R	22
2	7 C. DAVIES	Ducati Panigale R	0.025
3	33 M. MELANDRI	Ducati Panigale R	0.249
4	22 A. LOWES	Yamaha YZF R1	0.956
5	12 X. FORÉS	Ducati Panigale R	2.320
6	66 T. SYKES	Kawasaki ZX-10R	4.781
7	60 M. VAN DER MARK	Yamaha YZF R1	7.307
8	2 L. CAMIER	MV Agusta 1000 F4	9.756
9	32 L. SAVADORI	Aprilia RSV4 RF	11.135
10	50 E. LAVERTY	Aprilia RSV4 RF	20.123
11	15 A. DE ANGELIS	Kawasaki ZX-10R	25.799
12	25 J. BROOKES	Yamaha YZF R1	25.879
13	21 M. REITERBERGER	BMW S 1000 RR	25.917
14	40 R. RAMOS	Kawasaki ZX-10R	26.292
15	6 S. BRADL	Honda CBR1000RR	28.440
16	88 R. KRUMMENACHER	Kawasaki ZX-10R	33.679
17	37 O. JEZEK	Kawasaki ZX-10R	1'13.561
RET	69 N. HAYDEN	Honda CBR1000RR	14 Laos
RET	86 A. BADOVINI	Kawasaki ZX-10R	15 Laos
RET	84 R. RUSSO	Yamaha YZF R1	20 Laos
RET	81 J. TORRES	BMW S 1000 RR	

**SPEED**

Pos	Rider	Team	Speed
1	33 M. MELANDRI	Ducati Panigale R	317.6
2	7 C. DAVIES	Ducati Panigale R	315.8
3	60 M. VAN DER MARK	Yamaha YZF R1	314.9
4	1 J. REA	Kawasaki ZX-10R	314.0
5	66 T. SYKES	Kawasaki ZX-10R	313.0
6	22 A. LOWES	Yamaha YZF R1	311.2
7	12 X. FORÉS	Ducati Panigale R	311.2
8	50 E. LAVERTY	Aprilia RSV4 RF	310.3
9	6 S. BRADL	Honda CBR1000RR	309.5
10	2 L. CAMIER	MV Agusta 1000 F4	309.5
11	32 L. SAVADORI	Aprilia RSV4 RF	308.6
12	15 A. DE ANGELIS	Kawasaki ZX-10R	307.7
13	40 R. RAMOS	Kawasaki ZX-10R	307.7
14	21 M. REITERBERGER	BMW S 1000 RR	305.9
15	84 R. RUSSO	Yamaha YZF R1	305.1
16	25 J. BROOKES	Yamaha YZF R1	304.2
17	88 R. KRUMMENACHER	Kawasaki ZX-10R	302.5
18	69 N. HAYDEN	Honda CBR1000RR	302.5
19	37 O. JEZEK	Kawasaki ZX-10R	300.8
20	86 A. BADOVINI	Kawasaki ZX-10R	298.3

SEG. 1		SEG. 2		SEG. 3		SEG. 4		SEG. 5						
1	33 M. MELANDRI	3.099	1	J. REA	18.535	1	33 M. MELANDRI	26.365	1	12 X. FORÉS	17.346	1	33 M. MELANDRI	25.420
2	60 M. VAN DER MAR	3.139	2	7 C. DAVIES	18.554	2	1 J. REA	26.449	2	1 J. REA	17.360	2	1 J. REA	25.536
3	7 C. DAVIES	3.141	3	60 M. VAN DER MAR	18.571	3	7 C. DAVIES	26.462	3	22 A. LOWES	17.375	3	12 X. FORÉS	25.598
4	1 J. REA	3.148	4	50 E. LAVERTY	18.588	4	50 E. LAVERTY	26.463	4	66 T. SYKES	17.430	4	60 M. VAN DER MAR	25.605
5	66 T. SYKES	3.154	5	33 M. MELANDRI	18.598	5	22 A. LOWES	26.466	5	33 M. MELANDRI	17.436	5	2 L. CAMIER	25.655
6	12 X. FORÉS	3.166	6	12 X. FORÉS	18.608	6	66 T. SYKES	26.534	6	7 C. DAVIES	17.443	6	66 T. SYKES	25.690
7	50 E. LAVERTY	3.182	7	22 A. LOWES	18.620	7	2 L. CAMIER	26.650	7	60 M. VAN DER MAR	17.450	7	50 E. LAVERTY	25.695
8	22 A. LOWES	3.182	8	88 R. KRUMMENAC	18.644	8	12 X. FORÉS	26.651	8	6 S. BRADL	17.494	8	22 A. LOWES	25.697
9	6 S. BRADL	3.187	9	15 A. DE ANGELIS	18.670	9	60 M. VAN DER MAR	26.709	9	2 L. CAMIER	17.495	9	7 C. DAVIES	25.699
10	32 L. SAVADORI	3.205	10	32 L. SAVADORI	18.683	10	69 N. HAYDEN	26.711	10	50 E. LAVERTY	17.505	10	32 L. SAVADORI	25.778
11	15 A. DE ANGELIS	3.208	11	66 T. SYKES	18.687	11	32 L. SAVADORI	26.770	11	32 L. SAVADORI	17.520	11	6 S. BRADL	25.828
12	40 R. RAMOS	3.213	12	6 S. BRADL	18.705	12	40 R. RAMOS	26.772	12	69 N. HAYDEN	17.550	12	25 J. BROOKES	25.842
13	2 L. CAMIER	3.215	13	2 L. CAMIER	18.737	13	88 R. KRUMMENAC	26.800	13	88 R. KRUMMENAC	17.563	13	88 R. KRUMMENAC	25.857
14	21 M. REITERBERG	3.224	14	25 J. BROOKES	18.776	14	21 M. REITERBERG	26.860	14	15 A. DE ANGELIS	17.582	14	69 N. HAYDEN	25.878
15	84 R. RUSSO	3.237	15	69 N. HAYDEN	18.802	15	6 S. BRADL	26.923	15	21 M. REITERBERG	17.599	15	15 A. DE ANGELIS	25.884
16	69 N. HAYDEN	3.246	16	21 M. REITERBERG	18.817	16	25 J. BROOKES	26.971	16	40 R. RAMOS	17.607	16	86 A. BADOVINI	25.913
17	86 A. BADOVINI	3.258	17	40 R. RAMOS	18.855	17	15 A. DE ANGELIS	27.018	17	86 A. BADOVINI	17.608	17	21 M. REITERBERG	25.958
18	25 J. BROOKES	3.263	18	37 O. JEZEK	19.002	18	37 O. JEZEK	27.041	18	25 J. BROOKES	17.641	18	40 R. RAMOS	26.008
19	88 R. KRUMMENAC	3.267	19	84 R. RUSSO	19.010	19	86 A. BADOVINI	27.087	19	84 R. RUSSO	17.672	19	37 O. JEZEK	26.079
20	37 O. JEZEK	3.275	20	86 A. BADOVINI	19.100	20	84 R. RUSSO	27.163	20	37 O. JEZEK	17.773	20	84 R. RUSSO	26.125

26/02/2017

These data/results cannot be reproduced, stored and/or transmitted in whole or in part by any manner of electronic, mechanical, photocopying, recording, broadcasting or otherwise now known or herein after developed without the previous express consent by the copyright owner, except for reproduction in daily press and regular printed publications on sale to the public within 60 days of the event related to those data/results and always provided that copyright symbol appears together as follows below.

© DORNA WSBK ORGANIZATION Srl 2017

**FICR PERUGIA TIMING**


Official Tyre Supplier

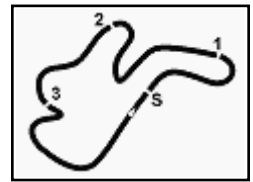


Official Timekeeper









## Australian Round, 24-25-26 February 2017 World Superbike - Chronological Analysis Race 2

Phillip Island 4.445 m

Start at 15:00'16.047

3 / 3

16	3.301	18.941	26.945	17.820	26.342	1'33.349	297.5	15:25'13.525
17	3.294	18.912	26.947	17.836	26.320	1'33.309	297.5	15:26'46.834
18	3.309	19.206	27.286	17.712	26.285	1'33.798	295.9	15:28'20.632
19	3.253	18.983	27.133	17.832	26.255	1'33.456	299.2	15:29'54.088
20	3.290	19.044	27.032	17.812	26.339	1'33.517	298.3	15:31'27.605
21	3.306	19.078	26.951	17.834	26.271	1'33.440	297.5	15:33'01.045
22	3.295	19.065	27.035	17.773	26.536	1'33.704	298.3	15:34'34.749

21	3.319	18.950	26.968	17.796	26.116	1'33.149	295.9	15:33'09.089
22	3.315	18.887	27.057	17.789	26.374	1'33.422	295.9	15:34'42.511

### 37 O. JEZEK (1'33.280)

Lap	Seg. 1	Seg. 2	Seg. 3	Seg. 4	Seg. 5	Lap Time	km/h	Local Time
1			27.725	17.894	26.214	1'41.037		15:01'57.084
2	<b>3.275</b>	19.112	<b>27.041</b>	<b>17.773</b>	<b>26.079</b>	<b>1'33.280</b>	<b>300.8</b>	15:03'30.364
3	3.334	<b>19.002</b>	27.345	17.819	26.239	1'33.739	295.9	15:05'04.103
4	3.379	19.093	27.244	17.799	26.453	1'33.968	291.1	15:06'38.071
5	3.411	19.221	27.093	18.033	26.403	1'34.161	288.8	15:08'12.232
6	3.426	19.257	27.287	17.834	26.219	1'34.023	285.7	15:09'46.255
7	3.352	19.134	27.184	17.775	26.365	1'33.810	294.3	15:11'20.065
8	3.337	19.082	27.333	17.990	26.429	1'34.171	295.1	15:12'54.236
9	3.437	19.379	27.546	18.189	26.828	1'35.379	285.7	15:14'29.615
10	3.450	19.297	27.445	18.070	26.717	1'34.979	284.2	15:16'04.594
11	3.440	19.370	27.275	18.625	26.515	1'35.225	284.2	15:17'39.819
12	3.412	19.322	27.568	18.270	26.910	1'35.482	288.0	15:19'15.301
13	3.455	19.340	27.453	18.106	32.563	1'40.917	282.7	15:20'56.218
14	3.480	19.811	27.706	18.409	26.887	1'36.293	281.3	15:22'32.511
15	3.462	19.437	27.463	18.260	26.801	1'35.423	282.0	15:24'07.934
16	3.458	19.541	27.594	18.323	26.843	1'35.759	282.7	15:25'43.693
17	3.473	19.583	27.677	18.329	26.884	1'35.946	280.5	15:27'19.639
18	3.459	19.578	27.715	18.399	27.096	1'36.187	281.3	15:28'55.826
19	3.465	19.511	27.627	18.422	26.839	1'35.864	282.0	15:30'31.690
20	3.459	19.448	27.630	18.285	26.767	1'35.689	282.0	15:32'07.379
21	3.458	19.720	27.705	18.550	27.098	1'36.531	282.0	15:33'43.910
22	3.482	19.781	28.304	19.138	27.778	1'38.483	279.8	15:35'22.393

### 69 N. HAYDEN (1'32.360)

Lap	Seg. 1	Seg. 2	Seg. 3	Seg. 4	Seg. 5	Lap Time	km/h	Local Time
1			27.509	17.605	25.951	1'39.684		15:01'55.731
2	<b>3.246</b>	18.880	26.860	17.613	25.905	1'32.504	299.2	15:03'28.235
3	3.282	18.857	<b>26.711</b>	17.598	26.075	1'32.523	297.5	15:05'00.758
4	3.295	18.853	26.773	17.684	26.096	1'32.701	299.2	15:06'33.459
5	3.300	19.179	26.973	17.643	25.879	1'32.974	295.1	15:08'06.433
6	3.254	18.831	26.808	17.622	25.935	1'32.450	<b>302.5</b>	15:09'38.883
7	3.271	18.808	26.853	<b>17.550</b>	<b>25.878</b>	<b>1'32.360</b>	300.8	15:11'11.243
8	3.272	<b>18.802</b>	26.785	17.586	1'05.626	2'12.071	301.7	15:13'23.314

### 86 A. BADOVINI (1'33.385)

Lap	Seg. 1	Seg. 2	Seg. 3	Seg. 4	Seg. 5	Lap Time	km/h	Local Time
1			27.979	17.892	25.944	1'41.133		15:01'57.180
2	3.269	19.369	27.226	<b>17.608</b>	<b>25.913</b>	<b>1'33.385</b>	297.5	15:03'30.565
3	<b>3.258</b>	19.180	27.663	17.785	26.440	1'34.326	<b>298.3</b>	15:05'04.891
4	3.322	19.150	<b>27.087</b>	17.757	26.181	1'33.497	296.7	15:06'38.388
5	3.327	<b>19.100</b>	27.094	18.073	26.235	1'33.829	295.1	15:08'12.217
6	3.382	19.154	27.096	17.845	26.331	1'33.808	289.5	15:09'46.025
7	3.374	19.108	27.122	17.815	26.311	1'33.730	291.1	15:11'19.755

### 84 R. RUSSO (1'33.406)

Lap	Seg. 1	Seg. 2	Seg. 3	Seg. 4	Seg. 5	Lap Time	km/h	Local Time
1			28.037	17.830	26.158	1'41.085		15:01'57.132
2	<b>3.237</b>	19.209	<b>27.163</b>	<b>17.672</b>	<b>26.125</b>	<b>1'33.406</b>	<b>305.1</b>	15:03'30.538

### 88 R. KRUMMENACHER (1'32.456)

Lap	Seg. 1	Seg. 2	Seg. 3	Seg. 4	Seg. 5	Lap Time	km/h	Local Time
1			<b>26.800</b>	<b>17.563</b>	25.869	1'43.040		15:01'59.087
2	3.273	<b>18.644</b>	27.063	17.619	<b>25.857</b>	<b>1'32.456</b>	<b>302.5</b>	15:03'31.543
3	<b>3.267</b>	18.664	27.025	17.792	36.153	1'42.901	300.0	15:05'14.444
4	3.358	19.758	27.102	17.646	26.066	1'33.930	291.9	15:06'48.374
5	3.336	18.770	26.829	17.641	26.152	1'32.728	295.1	15:08'21.102
6	3.332	18.891	26.878	17.701	26.094	1'32.896	295.1	15:09'53.998
7	3.339	18.758	26.938	17.695	26.033	1'32.763	294.3	15:11'26.761
8	3.323	18.748	26.895	17.700	26.099	1'32.765	295.1	15:12'59.526
9	3.324	18.824	27.013	17.619	26.010	1'32.790	295.9	15:14'32.316
10	3.310	18.800	27.132	17.702	26.351	1'33.295	296.7	15:16'05.611
11	3.308	18.855	26.994	18.102	26.143	1'33.402	298.3	15:17'39.013
12	3.340	18.876	26.932	17.722	26.065	1'32.935	294.3	15:19'11.948
13	3.328	18.944	27.027	17.650	26.113	1'33.062	295.1	15:20'45.010
14	3.326	18.891	27.002	17.661	26.124	1'33.004	295.1	15:22'18.014
15	3.324	18.872	26.981	17.595	26.108	1'32.880	295.1	15:23'50.894
16	3.347	18.935	26.903	17.731	26.102	1'33.018	293.5	15:25'23.912
17	3.327	18.744	26.890	17.717	26.216	1'32.894	294.3	15:26'56.806
18	3.331	18.759	27.156	17.685	26.124	1'33.055	295.1	15:28'29.861
19	3.322	18.921	27.019	17.682	26.188	1'33.132	295.1	15:30'02.993
20	3.326	18.861	26.911	17.729	26.120	1'32.947	294.3	15:31'35.940

26/02/2017 P = Pits In/Out - C = Lap-Time Cancelled

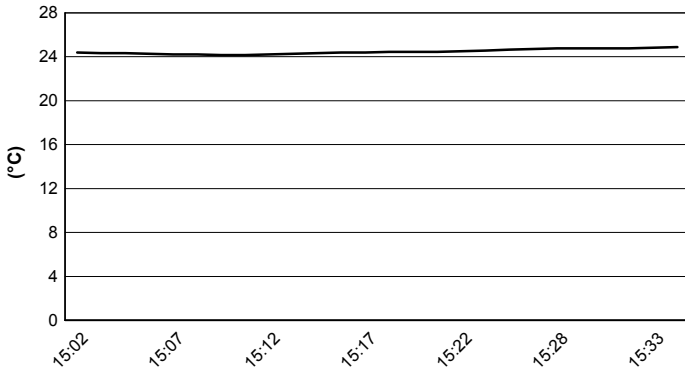
These data/results cannot be reproduced, stored and/or transmitted in whole or in part by any manner of electronic, mechanical, photocopying, recording, broadcasting or otherwise now known or herein after developed without the previous express consent by the copyright owner, except for reproduction in daily press and regular printed publications on sale to the public within 60 days of the event related to those data/results and always provided that copyright symbol appears together as follows below.

© DORNA WSBK ORGANIZATION Srl 2017

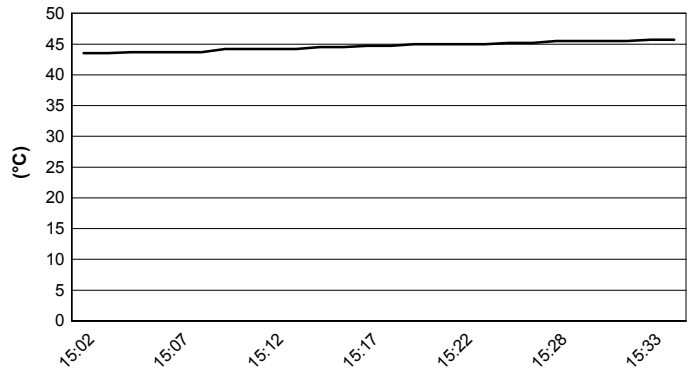
**Australian Round, 24-25-26 February 2017**  
**World Superbike - Weather Report Race 2**

Session started 15:00      Session ended 15:35

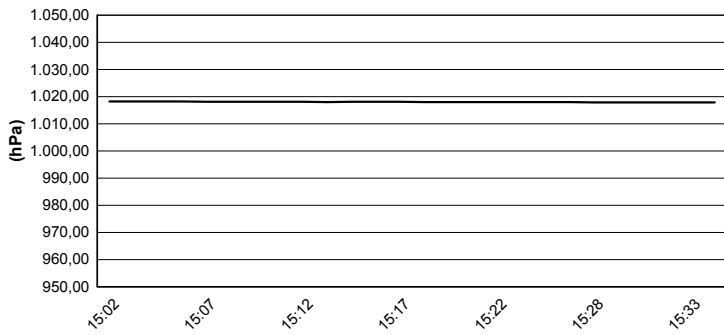
**Air Temperature**



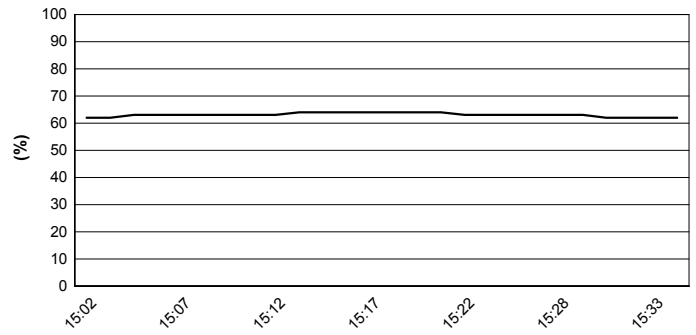
**Track Temperature**



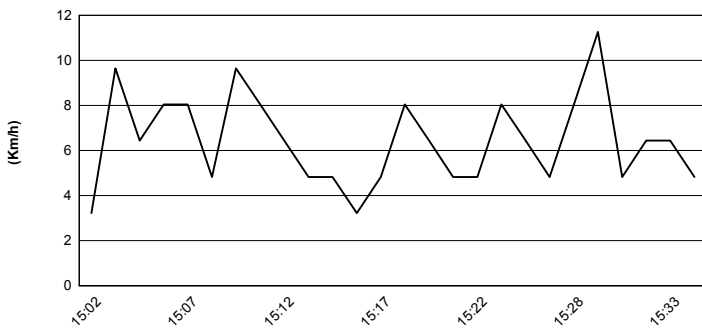
**Air Pressure**



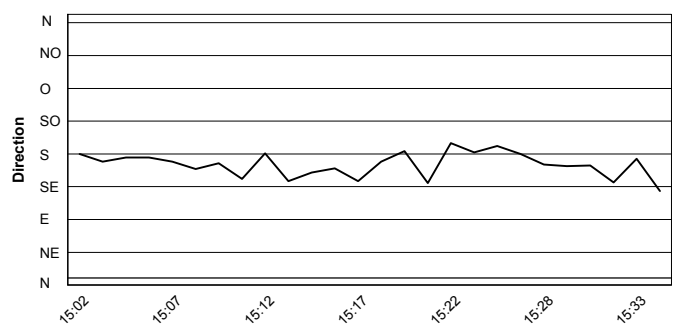
**Humidity**



**Wind Speed**



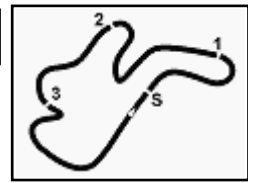
**Wind Direction**



26/02/2017

These data/results cannot be reproduced, stored and/or transmitted in whole or in part by any manner of electronic, mechanical, photocopying, recording, broadcasting or otherwise now known or herein after developed without the previous express consent by the copyright owner, except for reproduction in daily press and regular printed publications on sale to the public within 60 days of the event related to those data/results and always provided that copyright symbol appears together as follows below.

© DORNA WSBK ORGANIZATION Srl 2017



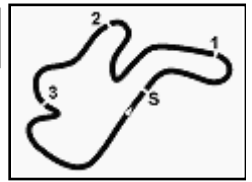
Phillip Island 4.445 m

**Australian Round, 24-25-26 February 2017**  
**World Superbike - Championship Standings**

	Points	Points From First	Points From Previous	February 26	March 12	April 2	April 30	May 14	May 28	June 18	July 9	August 20	September 17	October 1	October 15	November 4		
				PHILLIP ISLAND	BURIRAM	ARAGÓN	ASSEN	IMOLA	DONINGTON PARK	MISANO	LAGUNA SECA	LAUSITZRING	PORTIMÃO	MAGNY COURS	TBA	LOSAIL		
<b>1 REA</b> Jonathan (GBR)	<b>50</b>			<b>25 25</b> 1 1														
<b>2 DAVIES</b> Chaz (GBR)	<b>40</b>	10		<b>20 20</b> 2 2														
<b>3 SYKES</b> Tom (GBR)	<b>26</b>	24	14	<b>16 10</b> 3 3														
<b>4 LOWES</b> Alex (GBR)	<b>26</b>	24	0	<b>13 13</b> 4 3														
<b>5 FORÉS</b> Xavi (ESP)	<b>21</b>	29	5	<b>10 11</b> 6 5														
<b>6 CAMIER</b> Leon (GBR)	<b>19</b>	31	2	<b>11 8</b> 5 6														
<b>7 MELANDRI</b> Marco (ITA)	<b>16</b>	34	3	<b>0 16</b> 7														
<b>8 VAN DER MARK</b> Michael (NED)	<b>16</b>	34	0	<b>7 9</b> 9 7														
<b>9 LAVERTY</b> Eugene (IRL)	<b>14</b>	36	2	<b>8 6</b> 8 9														
<b>10 TORRES</b> Jordi (ESP)	<b>9</b>	41	5	<b>9 0</b> 7 10														
<b>11 SAVADORI</b> Lorenzo (ITA)	<b>7</b>	43	2	<b>0 7</b> 11														
<b>12 DE ANGELIS</b> Alex (RSM)	<b>7</b>	43	0	<b>2 5</b> 14 11														
<b>13 REITERBERGER</b> Markus (GER)	<b>7</b>	43	0	<b>4 3</b> 12 11														
<b>14 KRUMMENACHER</b> Randy (SUI)	<b>6</b>	44	1	<b>6 0</b> 10 14														
<b>15 HAYDEN</b> Nicky (USA)	<b>5</b>	45	1	<b>5 0</b> 11 15														
<b>16 RAMOS</b> Román (ESP)	<b>5</b>	45	0	<b>3 2</b> 13 15														
<b>17 BROOKES</b> Joshua (AUS)	<b>4</b>	46	1	<b>0 4</b> 17														
<b>18 BRADL</b> Stefan (GER)	<b>2</b>	48	2	<b>1 1</b> 15 18														

26/02/2017 First Line: Championship Standings - Second Line: Ranking Progression  
 These data/results cannot be reproduced, stored and/or transmitted in whole or in part by any manner of electronic, mechanical, photocopying, recording, broadcasting or otherwise now known or herein after developed without the previous express consent by the copyright owner, except for reproduction in daily press and regular printed publications on sale to the public within 60 days of the event related to those data/results and always provided that copyright symbol appears together as follows below.  
 © DORNA WSBK ORGANIZATION Srl 2017





Phillip Island 4.445 m

## Australian Round, 24-25-26 February 2017 World Superbike - Manufacturers Standings

	Points	Points From First	Points From Previous	February 26 PHILLIP ISLAND	March 12 BURIRAM	April 2 ARAGÓN	April 30 ASSEN	May 14 IMOLA	May 28 DONINGTON PARK	June 18 MISANO	July 9 LAGUNA SECA	August 20 LAUSITZRING	September 17 PORTIMÃO	October 1 MAGNY COURS	October 15 TBA	November 4 LOSAIL		
1 KAWASAKI	50			25 25 1 1														
2 DUCATI	40	10		20 20 2 2														
3 YAMAHA	26	24	14	13 13 3 3														
4 MV AGUSTA	19	31	7	11 8 4 4														
5 APRILIA	15	35	4	8 7 6 5														
6 BMW	12	38	3	9 3 5 6														
7 HONDA	6	44	6	5 1 7 7														

26/02/2017

First Line: Championship Standings - Second Line: Ranking Progression

These data/results cannot be reproduced, stored and/or transmitted in whole or in part by any manner of electronic, mechanical, photocopying, recording, broadcasting or otherwise now known or herein after developed without the previous express consent by the copyright owner, except for reproduction in daily press and regular printed publications on sale to the public within 60 days of the event related to those data/results and always provided that copyright symbol appears together as follows below.

© DORNA WSBK ORGANIZATION Srl 2017

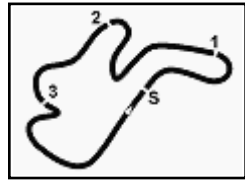
FKR PERUGIA TIMING



Official Tyre Supplier



Official Timekeeper



Phillip Island 4.445 m

## Australian Round, 24-25-26 February 2017

### World Superbike - Pirelli Best Lap Award

Points	Points From First	Points From Previous	February 26	March 12	April 2	April 30	May 14	May 28	June 18	July 9	August 20	September 17	October 1	October 15	November 4
			PHILLIP ISLAND	BURIRAM	ARAGÓN	ASSEN	IMOLA	DONINGTON PARK	MISANO	LAGUNA SECA	LAUSITZRING	PORTIMÃO	MAGNY COURS	TBA	LOSAIL
<b>Fastest Laps</b>															
<b>1 REA</b> Jonathan (GBR)	1		1												
<b>2 MELANDRI</b> Marco (ITA)	1 0		1												

26/02/2017

These data/results cannot be reproduced, stored and/or transmitted in whole or in part by any manner of electronic, mechanical, photocopying, recording, broadcasting or otherwise now known or herein after developed without the previous express consent by the copyright owner, except for reproduction in daily press and regular printed publications on sale to the public within 60 days of the event related to those data/results and always provided that copyright symbol appears together as follows below.

© DORNA WSBK ORGANIZATION Srl 2017

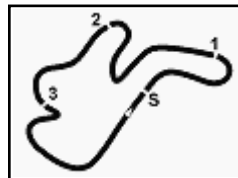
FKR PERUGIA TIMING



Official Tyre Supplier



Official Timekeeper



## Australian Round, 24-25-26 February 2017

### World Superbike - Rider's Performance

Phillip Island 4.445 m

	Points	Points From First	Points From Previous	February 26	March 12	April 2	April 30	May 14	May 28	June 18	July 9	August 20	September 17	October 1	October 15	November 4		
				PHILLIP ISLAND	BURIRAM	ARAGÓN	ASSEN	IMOLA	DONINGTON PARK	MISANO	LAGUNA SECA	LAUSITZRING	PORTIMÃO	MAGNY COURS	TBA	LOSAIL	G 1 2	G 1 2
1 REA	50			1 1 1														
2 DAVIES	40	10		4 2 2														
3 LOWES	26	24	14	5 4 4														
4 SYKES	26	24	0	2 3 6														
5 FORÉS	21	29	5	8 6 5														
6 CAMIER	19	31	2	9 5 8														
7 VAN DER MARK	16	34	3	10 9 7														
8 MELANDRI	16	34	0	3 Rt 3														
9 LAVERTY	14	36	2	13 8 10														
10 TORRES	9	41	5	7 7 Rt														
11 DE ANGELIS	7	43	2	20 14 11														
12 REITERBERGER	7	43	0	12 12 13														
13 SAVADORI	7	43	0	6 Rt 9														
14 KRUMMENACHER	6	44	1	14 10 16														
15 RAMOS	5	45	1	17 13 14														
16 HAYDEN	5	45	0	11 11 Rt														
17 BROOKES	4	46	1	16 Rt 12														
18 BRADL	2	48	2	15 15 15														

G = Grid - 1 = Race 1 - 2 = Race 2

Ns = Did Not Start - Rt = Retired - Ex = Excluded

26/02/2017

These data/results cannot be reproduced, stored and/or transmitted in whole or in part by any manner of electronic, mechanical, photocopying, recording, broadcasting or otherwise now known or herein after developed without the previous express consent by the copyright owner, except for reproduction in daily press and regular printed publications on sale to the public within 60 days of the event related to those data/results and always provided that copyright symbol appears together as follows below.

© DORNA WSBK ORGANIZATION Srl 2017

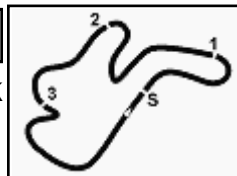
FICR PERUGIA TIMING



Official Tyre Supplier



Official Timekeeper



Phillip Island 4.445 m

## Australian Round, 24-25-26 February 2017

### World Superbike - Best Laps & Speeds

1 / 2

No.	Rider		Best Lap		FP1		FP2		FP3		SP1		SP2		RC1		W1A		RC2	
	Nat	Bike	laps	speed	laps	speed	laps	speed	laps	speed	laps	speed	laps	speed	laps	speed	laps	speed	laps	speed
1	1	J. REA		1'29.573	1'30.255	1'30.588	1'30.274						1'29.573	1'31.197	1'30.796	1'31.560				
	GBR	Kawasaki ZX-10R	136	315,7	28	315,7	32	313,0	16	309,4			6	310,3	22	313,9	10	309,4	22	313,9
2	66	T. SYKES		1'29.605	1'30.573	1'31.079	1'30.929						1'29.605	1'31.349	1'31.234	1'31.824				
	GBR	Kawasaki ZX-10R	122	313,0	25	312,1	24	307,6	14	306,8			6	307,6	22	311,2	9	309,4	22	313,0
3	33	M. MELANDRI		1'29.734	1'30.686	1'30.627	1'30.647						1'29.734	1'31.227	1'30.957	1'31.178				
	ITA	Ducati Panigale R	117	317,6	27	311,2	24	313,9	13	313,9			6	308,5	15	314,8	10	313,0	22	317,6
4	7	C. DAVIES		1'29.847	1'30.189	1'31.000	1'30.874						1'29.847	1'31.288	1'31.203	1'31.588				
	GBR	Ducati Panigale R	133	317,6	31	314,8	29	313,0	14	307,6			6	311,2	22	317,6	9	313,9	22	315,7
5	22	A. LOWES		1'30.016	1'30.911	1'30.817	1'31.062						1'30.016	1'31.516	1'31.188	1'31.723				
	GBR	Yamaha YZF R1	130	313,9	22	307,6	33	309,4	14	305,9			7	305,9	22	313,9	10	308,5	22	311,2
6	32	L. SAVADORI		1'30.023	1'31.677	1'30.847	1'31.678						1'30.023	1'31.602	1'32.379	1'32.212				
	ITA	Aprilia RSV4 RF	103	312,1	22	307,6	25	305,9	13	305,9			7	305,9	5	312,1	9	305,9	22	308,5
7	12	X. FORÉS		1'30.486	1'30.486	1'30.688	1'30.840						1'30.728	1'31.549	1'31.607	1'31.717				
	ESP	Ducati Panigale R	122	311,2	22	310,3	30	307,6	13	307,6			5	306,8	22	311,2	8	306,8	22	311,2
8	81	J. TORRES		1'30.564	1'31.130	1'31.121	1'31.679						1'30.564	1'32.069	1'32.072					
	ESP	BMW S 1000 RR	106	319,5	27	310,3	25	306,8	16	306,8			6	308,5	22	319,5	10	314,8		
9	2	L. CAMIER		1'30.749	1'31.405		1'31.403			1'31.011			1'30.749	1'31.744	1'31.187	1'32.227				
	GBR	MV Agusta 1000 F4	83	317,6	4	302,5		14	304,2	7	302,5	6	300,0	22	317,6	8	307,6	22	309,4	
10	60	M. VAN DER MARK		1'30.761	1'31.351	1'31.783	1'31.735			1'31.223			1'30.761	1'32.253	1'31.962	1'31.954				
	NED	Yamaha YZF R1	139	316,7	26	310,3	29	308,5	16	309,4	8	309,4	6	305,9	22	315,7	10	316,7	22	314,8
11	69	N. HAYDEN		1'30.885	1'31.099	1'31.653	1'31.214						1'30.885	1'32.239	1'31.557	1'32.360				
	USA	Honda CBR1000RR	109	313,9	24	306,8	25	305,0	14	303,3			7	301,6	22	313,9	9	309,4	8	302,5
12	21	M. REITERBERGER		1'31.009	1'31.129	1'31.653	1'31.819						1'31.009	1'32.237	1'33.076	1'32.606				
	GER	BMW S 1000 RR	129	310,3	27	309,4	27	305,9	13	302,5			8	305,0	22	310,3	10	306,8	22	305,9
13	50	E. LAVERTY		1'31.287	1'31.706	1'31.287	1'31.465			1'31.372				1'32.007	1'31.433	1'31.817				
	IRL	Aprilia RSV4 RF	106	316,7	21	312,1	20	313,9	12	308,5	2	309,4		22	316,7	7	311,2	22	310,3	
14	88	R. KRUMMENACHER		1'31.387	1'31.468	1'32.247	1'31.387			1'31.624				1'32.009	1'31.974	1'32.456				
	SUI	Kawasaki ZX-10R	116	317,6	25	306,8	19	302,5	14	308,5	8	302,5		22	317,6	6	301,6	22	302,5	
15	15	A. DE ANGELIS		1'31.490	1'32.253	1'31.490	1'32.295			1'32.358				1'32.495	1'32.093	1'32.615				
	RSM	Kawasaki ZX-10R	123	308,5	26	305,9	24	308,5	11	300,0	8	307,6		22	305,9	10	305,0	22	307,6	
16	6	S. BRADL		1'31.707	1'31.707	1'32.022	1'32.191			1'31.850				1'32.375	1'32.461	1'32.388				
	GER	Honda CBR1000RR	127	312,1	25	306,8	27	305,9	13	301,6	8	306,8		22	311,2	10	312,1	22	309,4	
17	86	A. BADOVINI		1'31.712	1'32.559	1'31.712	1'33.107			1'32.481				1'32.659	1'32.893	1'33.385				
	ITA	Kawasaki ZX-10R	90	305,9	21	300,8	17	300,0	10	304,2	7	299,1		22	305,9	6	305,0	7	298,3	
18	25	J. BROOKES		1'31.859	1'32.143	1'31.973	1'32.206			1'31.859				1'32.259	1'32.362	1'32.708				
	AUS	Yamaha YZF R1	113	307,6	27	295,8	30	303,3	13	301,6	9	297,5		6	307,6	6	303,3	22	304,2	
19	40	R. RAMOS		1'31.959	1'32.165	1'32.055	1'32.067			1'31.959				1'32.579	1'32.632	1'32.664				
	ESP	Kawasaki ZX-10R	122	310,3	21	305,0	24	309,4	16	301,6	8	303,3		22	310,3	9	306,8	22	307,6	
20	84	R. RUSSO		1'31.996	1'32.563	1'32.703	1'32.515			1'31.996				1'32.628	1'32.496	1'33.406				
	ITA	Yamaha YZF R1	84	305,0	21	300,0	13	300,0	11	300,0	8	302,5		22	305,0	7	305,0	2	305,0	

26/02/2017

These data/results cannot be reproduced, stored and/or transmitted in whole or in part by any manner of electronic, mechanical, photocopying, recording, broadcasting or otherwise now known or herein after developed without the previous express consent by the copyright owner, except for reproduction in daily press and regular printed publications on sale to the public within 60 days of the event related to those data/results and always provided that copyright symbol appears together as follows below.

© DORNA WSBK ORGANIZATION Srl 2017

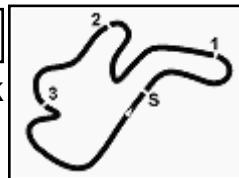
FIAT PERUGIA TIMING



Official Tyre Supplier



Official Timekeeper



Phillip Island 4.445 m

## Australian Round, 24-25-26 February 2017 World Superbike - Best Laps & Speeds

2 / 2

No.	Rider		Best Lap		FP1		FP2		FP3		SP1		SP2		RC1		W1A		RC2	
	Nat	Bike	laps	speed	laps	speed	laps	speed	laps	speed	laps	speed	laps	speed	laps	speed	laps	speed	laps	speed
21	37	O. JEZEK	1'31.576		1'32.870		1'32.129		1'31.576		1'32.070				1'33.245		1'32.914		1'33.280	
		CZE Kawasaki ZX-10R	118	302,5	24	295,0	22	300,8	11	297,5	8	292,6			22	302,5	9	295,0	22	300,8

26/02/2017

These data/results cannot be reproduced, stored and/or transmitted in whole or in part by any manner of electronic, mechanical, photocopying, recording, broadcasting or otherwise now known or herein after developed without the previous express consent by the copyright owner, except for reproduction in daily press and regular printed publications on sale to the public within 60 days of the event related to those data/results and always provided that copyright symbol appears together as follows below.

© DORNA WSBK ORGANIZATION Srl 2017

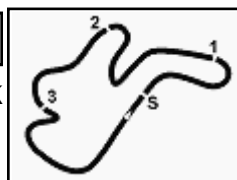
**FKR PERUGIA TIMING**


Official Tyre Supplier



Official Timekeeper





## Australian Round, 24-25-26 February 2017

### World Superbike - Race Winners

	2014	2015	2016	2017
<b>01 Phillip Island</b>	R1: Laverty (Irl) Suz R2: Guintoli (Fra) Apr	R1: Rea (Gbr) Kaw R2: Haslam (Gbr) Apr	R1: Rea (Gbr) Kaw R2: Rea (Gbr) Kaw	R1: Rea (Gbr) Kaw R2: Rea (Gbr) Kaw
<b>02 Buriram</b>		R1: Rea (Gbr) Kaw R2: Rea (Gbr) Kaw	R1: Rea (Gbr) Kaw R2: Sykes (Gbr) Kaw	
<b>03 Aragón</b>	R1: Sykes (Gbr) Kaw R2: Sykes (Gbr) Kaw	R1: Rea (Gbr) Kaw R2: Davies (Gbr) Duc	R1: Davies (Gbr) Duc R2: Davies (Gbr) Duc	
<b>04 Assen</b>	R1: Guintoli (Fra) Apr R2: Rea (Gbr) Hon	R1: Rea (Gbr) Kaw R2: Rea (Gbr) Kaw	R1: Rea (Gbr) Kaw R2: Rea (Gbr) Kaw	
<b>05 Imola</b>	R1: Rea (Gbr) Hon R2: Rea (Gbr) Hon	R1: Rea (Gbr) Kaw R2: Rea (Gbr) Kaw	R1: Davies (Gbr) Duc R2: Davies (Gbr) Duc	
<b>06 Donington Park</b>	R1: Sykes (Gbr) Kaw R2: Sykes (Gbr) Kaw	R1: Sykes (Gbr) Kaw R2: Sykes (Gbr) Kaw	R1: Sykes (Gbr) Kaw R2: Sykes (Gbr) Kaw	
<b>07 Misano World Circuit</b>	R1: Sykes (Gbr) Kaw R2: Sykes (Gbr) Kaw	R1: Sykes (Gbr) Kaw R2: Rea (Gbr) Kaw	R1: Rea (Gbr) Kaw R2: Rea (Gbr) Kaw	
<b>08 Laguna</b>	R1: Melandri (Ita) Apr R2: Sykes (Gbr) Kaw	R1: Davies (Gbr) Duc R2: Davies (Gbr) Duc	R1: Rea (Gbr) Kaw R2: Sykes (Gbr) Kaw	
<b>09 Lausitzring</b>			R1: Davies (Gbr) Duc R2: Rea (Gbr) Kaw	
<b>10 Portimao</b>	R1: Sykes (Gbr) Kaw R2: Rea (Gbr) Hon	R1: Rea (Gbr) Kaw R2: Rea (Gbr) Kaw		
<b>11 Magny-Cours</b>	R1: Guintoli (Fra) Apr R2: Melandri (Ita) Apr	R1: Rea (Gbr) Kaw R2: Rea (Gbr) Kaw	R1: Davies (Gbr) Duc R2: Davies (Gbr) Duc	
<b>12 Jerez</b>	R1: Melandri (Ita) Apr R2: Melandri (Ita) Apr	R1: Sykes (Gbr) Kaw R2: Davies (Gbr) Duc	R1: Davies (Gbr) Duc R2: Davies (Gbr) Duc	
<b>13 Losail</b>	R1: Guintoli (Fra) Apr R2: Guintoli (Fra) Apr	R1: Torres (Esp) Apr R2: Haslam (Gbr) Apr	R1: Davies (Gbr) Duc R2: Davies (Gbr) Duc	

### 2017

### ALL TIMES

2 J. Rea

59 C. Fogarty	16 N. Hodgson	7 B. Bostrom	2 P. Goddard	1 G. Goodfellow
52 T. Bayliss	16 J. Toseland	5 D. Tardozzi	2 M. Lucchinelli	1 P. Picotte
43 N. Haga	14 J. Kocinski	5 L. Haslam	2 M. Dowson	1 T. Kipp
40 J. Rea	14 S. Russell	4 R. Phillis	2 K. Magee	1 A. Meklau
33 T. Corser	14 B. Spies	4 Y. Kagayama	2 H. Izutsu	1 J. Reynolds
31 C. Edwards	13 A. Slight	4 M. Fabrizio	2 S. Byrne	1 C. Walker
31 T. Sykes	13 E. Laverty	3 M. Doohan	2 M. Neukirchner	1 N. Hayden
27 D. Polen	11 S. Mertens	3 A. Yanagawa	2 L. Baz	1 A. Pitt
24 C. Checa	11 R. Xaus	3 M. Tamada	1 A. Ryo	1 G. McCoy
23 R. Roche	11 R. Laconi	3 L. Lanzi	1 K. Kitagawa	1 F. Nieto
21 M. Biaggi	10 F. Pirovano	3 R. Kiyonari	1 Y. Takeda	1 A. Barros
20 C. Davies	10 C. Vermeulen	3 C. Crutchlow	1 T. Aoki	1 J. Torres
19 M. Melandri	9 S. Guintoli	2 M. Lucchiari	1 J. Whitham	
17 P. Chili	8 F. Merkel	2 T. Rymer	1 A. Vieira	
16 G. Falappa	8 A. Gobert	2 D. Chandler	1 A. Morillas	

23/02/2014

These data/results cannot be reproduced, stored and/or transmitted in whole or in part by any manner of electronic, mechanical, photocopying, recording, broadcasting or otherwise now known or herein after developed without the previous express consent by the copyright owner, except for reproduction in daily press and regular printed publications on sale to the public within 60 days of the event related to those data/results and always provided that copyright symbol appears together as follows below.

© DORNA WSBK ORGANIZATION Srl 2017

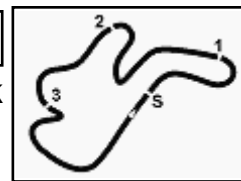
FICR PERUGIA TIMING



Official Tyre Supplier



Official Timekeeper



Phillip Island 4.445 m

## Australian Round, 24-25-26 February 2017

### World Superbike - Team Standings

		February 26 PHILLIP ISLAND	March 12 BURIRAM	April 2 ARAGÓN	April 30 ASSEN	May 14 IMOLA	May 28 DONINGTON PARK	June 18 MISANO	July 9 LAGUNA SECA	August 20 LAUSITZRING	September 17 PORTIMÃO	October 1 MAGNY COURS	October 15 TBA	November 4 LOSAIL	
<b>1 Kawasaki Racing Team</b>		<b>76</b>													
REA Jonathan	50	25	25												
SYKES Tom	26	16	10												
<b>2 Aruba.it Racing - Ducati</b>		<b>56</b>													
DAVIES Chaz	40	20	20												
MELANDRI Marco	16	16													
<b>3 Pata Yamaha Official WorldSBK Team</b>		<b>42</b>													
LOWES Alex	26	13	13												
VAN DER MARK Michael	16	7	9												
<b>4 Milwaukee Aprilia</b>		<b>21</b>													
LAVERTY Eugene	14	8	6												
SAVADORI Lorenzo	7	7													
<b>5 BARNI Racing Team</b>		<b>21</b>													
FORÉS Xavi	21	10	11												
<b>6 MV Agusta Reparto Corse</b>		<b>19</b>													
CAMIER Leon	19	11	8												
<b>7 Althea BMW Racing Team</b>		<b>16</b>													
TORRES Jordi	9	9													
REITERBERGER Markus	7	4	3												
<b>8 Pedercini Racing SC-Project</b>		<b>7</b>													
DE ANGELIS Alex	7	2	5												
<b>9 Red Bull Honda World Superbike Team</b>		<b>7</b>													
HAYDEN Nicky	5	5													
BRADL Stefan	2	1	1												
<b>10 Kawasaki Puccetti Racing</b>		<b>6</b>													
KRUMMENACHER Randy	6	6													
<b>11 Team Kawasaki Go Eleven</b>		<b>5</b>													
RAMOS Román	5	3	2												
<b>12 ERMotorsport-EliteRoads.com.au</b>		<b>4</b>													
BROOKES Joshua	4	4													

26/02/2017

These data/results cannot be reproduced, stored and/or transmitted in whole or in part by any manner of electronic, mechanical, photocopying, recording, broadcasting or otherwise now known or herein after developed without the previous express consent by the copyright owner, except for reproduction in daily press and regular printed publications on sale to the public within 60 days of the event related to those data/results and always provided that copyright symbol appears together as follows below.

© DORNA WSBK ORGANIZATION Srl 2017

IFICR PERUGIA TIMING



Official Tyre Supplier



Official Timekeeper