

Spanish Round, 31 March 1-2 April 2017

World Supersport - Free Practices & Superpole Combined Results

No.	Rider	Nat	Team	Bike	Class	FP 1	FP 2	Laps	Superpole	Gap	Time	Avg
1	99 P. JACOBSEN	USA	MV Agusta Reparto Corse	MV Agusta F3 675		1'54.751		16	1'54.948		1'54.948	159,004
2	1 K. SOFUOGLU	TUR	Kawasaki Puccetti Racing	Kawasaki ZX-6R		1'55.676		18	1'55.009	0.061	1'55.009	158,920
3	32 S. MORAIS	RSA	Kallio Racing	Yamaha YZF R6		1'55.599		19	1'55.038	0.090	1'55.038	158,880
4	111 K. SMITH	GBR	GEMAR Team Lorini	Honda CBR600RR		1'55.201		18	1'55.205	0.257	1'55.205	158,649
5	144 L. MAHIAS	FRA	GRT Yamaha Official WorldSSP Team	Yamaha YZF R6		1'56.239		16	1'55.440	0.492	1'55.440	158,326
6	44 R. ROLFO	ITA	Team Factory Vomag	MV Agusta F3 675			2'12.944	10	1'55.624	0.676	1'55.624	158,074
7	66 N. TUULI	FIN	Kallio Racing	Yamaha YZF R6		1'55.778	2'16.227	27	1'55.667	0.719	1'55.667	158,016
8	78 H. OKUBO	JPN	CIA Landlord Insurance Honda	Honda CBR600RR		1'55.504	2'16.011	27	1'55.690	0.742	1'55.690	157,984
9	70 R. MULHAUSER	SUI	CIA Landlord Insurance Honda	Honda CBR600RR		1'56.086		22	1'56.038	1.090	1'56.038	157,510
10	11 C. GAMARINO	ITA	BARDAHL EVAN BROS. Honda Racing	Honda CBR600RR		1'55.620		17	1'56.495	1.547	1'56.495	156,893
11	61 A. ZACCONE	ITA	MV Agusta Reparto Corse	MV Agusta F3 675	ESS	1'55.915		17	1'56.818	1.870	1'56.818	156,459
12	4 G. REA	GBR	Team Kawasaki Go Eleven	Kawasaki ZX-6R		1'55.853		19	1'57.118	2.170	1'57.118	156,058
13	64 F. CARICASULO	ITA	GRT Yamaha Official WorldSSP Team	Yamaha YZF R6		1'56.923	2'15.272	30	1'55.576		1'55.576	158,140
14	16 J. CLUZEL	FRA	CIA Landlord Insurance Honda	Honda CBR600RR		1'56.184		18	1'55.737	0.161	1'55.737	157,920
15	65 M. CANDUCCI	ITA	Puccetti Racing Junior Team FMI	Kawasaki ZX-6R		1'56.107		20	1'55.909	0.333	1'55.909	157,686
16	81 L. STAPLEFORD	GBR	Profile Racing	Triumph Daytona 675		1'56.681	2'18.454	22	1'56.044	0.468	1'56.044	157,502
17	63 Z. KHAIRUDDIN	MAS	Orelac Racing VerdNatura	Kawasaki ZX-6R		1'57.816	2'18.211	17	1'56.310	0.734	1'56.310	157,142
18	77 K. RYDE	GBR	Kawasaki Puccetti Racing	Kawasaki ZX-6R		1'57.258		19	1'56.614	1.038	1'56.614	156,732
19	26 K. WATANABE	JPN	Team Kawasaki Go Eleven	Kawasaki ZX-6R		1'56.867	2'14.914	24	1'56.724	1.148	1'56.724	156,585
20	84 L. CRESSON	BEL	SC Racing-RPM84	Yamaha YZF R6		2'02.079		3	1'56.976	1.400	1'56.976	156,247
21	38 H. SOOMER	EST	WILSport Racedays	Honda CBR600RR	ESS	1'56.476	2'16.056	34	1'57.333	1.757	1'57.333	155,772
22	41 A. WAGNER	AUS	GEMAR Team Lorini	Honda CBR600RR		1'56.558		18	1'57.360	1.784	1'57.360	155,736
23	47 R. HARTOG	NED	Team Hartog - Jenik - Against Cancer	Kawasaki ZX-6R	ESS	1'57.169		19	1'57.518	1.942	1'57.518	155,527
24	35 S. HILL	GBR	Profile Racing	Triumph Daytona 675		2'01.636		8	1'57.741	2.165	1'57.741	155,232
25	10 N. CALERO	ESP	Orelac Racing VerdNatura	Kawasaki ZX-6R		1'57.923		15	1'57.787	2.211	1'57.787	155,172
26	69 X. CARDELUS GARCIA	ESP	Race Department ATK#25	MV Agusta F3 675		1'58.807	2'13.899	25	1'57.970	2.394	1'57.970	154,931
27	83 L. EPIS	AUS	Response RE Racing	Kawasaki ZX-6R		1'58.584	2'14.468	34	1'58.597	3.021	1'58.597	154,112
28	74 J. VAN SIKKELERUS	NED	MVR Racing	Yamaha YZF R6	ESS	1'58.509	2'19.740	14	1'58.600	3.024	1'58.600	154,108
29	56 P. SEBESTYÉN	HUN	SSP Hungary by Pedercini Racing	Kawasaki ZX-6R	ESS	1'58.111	2'14.518	26	1'58.638	3.062	1'58.638	154,059
30	92 H. KUNIKAWA	JPN	CIA Landlord Insurance Honda	Honda CBR600RR	ESS	1'59.200		22	1'59.015	3.439	1'59.015	153,571
31	73 J. CRETARO	ITA	RSV Phoenix Suzuki	Suzuki GSX-R600	ESS	1'59.017		13	1'59.382	3.806	1'59.382	153,098
32	9 C. LONDON	NZL	RSV Phoenix Suzuki	Suzuki GSX-R600	ESS	2'00.503		20	1'59.479	3.903	1'59.479	152,974
33	177 N. AL MALKI	QAT	DS Junior Team	Kawasaki ZX-6R		2'00.235		19	1'59.917	4.341	1'59.917	152,415
34	7 D. PIZZOLI	ITA	Race Department ATK#25	MV Agusta F3 675		1'58.436	2'16.747	34	2'04.532	8.956	2'04.532	146,767
35	13 A. WEST	AUS	EAB West Racing	Yamaha YZF R6		1'57.974		15			1'57.974	154,926

01/04/2017

The results are provisional until the end of the time limit for protests and appeals and the completion of the technical checks.

These data/results cannot be reproduced, stored and/or transmitted in whole or in part by any manner of electronic, mechanical, photocopying, recording, broadcasting or otherwise now known or herein after developed without the previous express consent by the copyright owner, except for reproduction in daily press and regular printed publications on sale to the public within 60 days of the event related to those data/results and always provided that copyright symbol appears together as follows below.

© DORNA WSBK ORGANIZATION Srl 2017

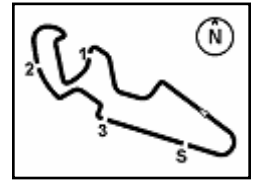
FICR PERUGIA TIMING



Official Tyre Supplier



Official Timekeeper



MotorLand Aragon 5.077 m

Spanish Round, 31 March 1-2 April 2017

World Supersport - Provisional Starting Grid

16 Laps x 5,077 km = 81,232 km

Grid	Number	Name	Team	Time	Class
1	99	JACOBSEN P.	MV Agusta	1'54.948	SP2
2	111	SMITH K.	Honda	1'55.205	SP2
3	66	TUULI N.	Yamaha	1'55.667	SP2
4	11	GAMARINO C.	Honda	1'56.495	SP2
5	16	CLUZEL J.	Honda	1'55.737	SP1
6	81	STAPLEFORD L.	Triumph	1'56.044	SP1
7	26	WATANABE K.	Kawasaki	1'56.724	SP1
8	41	WAGNER A.	Honda	1'57.360	SP1
9	10	CALERO N.	Kawasaki	1'57.787	SP1
10	74	VAN SIKKELERUS J.	Yamaha	1'58.600	SP1
11	73	CRETARO J.	Suzuki	1'59.382	SP1
12	7	PIZZOLI D.	MV Agusta	2'04.532	FP
1	1	SOFUOGLU K.	Kawasaki	1'55.009	SP2
2	32	MORAIS S.	Yamaha	1'55.038	SP2
3	144	MAHIAS L.	Yamaha	1'55.440	SP2
4	78	OKUBO H.	Honda	1'55.690	SP2
5	61	ZACCONE A.	MV Agusta	1'56.818	SP2
6	65	CANDUCCI M.	Kawasaki	1'55.909	SP1
7	63	KHAIRUDDIN Z.	Kawasaki	1'56.310	SP1
8	84	CRESSON L.	Yamaha	1'56.976	SP1
9	56	SEBESTYÉN P.	Kawasaki	1'58.638	SP1
10	9	LONDON C.	Suzuki	1'59.479	SP1
11	13	WEST A.	Yamaha	1'57.974	FP
12	44	ROLFO R.	MV Agusta	1'55.624	SP2
13	70	MULHAUSER R.	Honda	1'56.038	SP2
14	64	CARICASULO F.	Yamaha	1'55.576	SP1
15	4	REA G.	Kawasaki	1'57.118	SP2
16	77	RYDE K.	Kawasaki	1'56.614	SP1
17	38	SOOMER H.	Honda	1'57.333	SP1
18	35	HILL S.	Triumph	1'57.741	SP1
19	83	EPIS L.	Kawasaki	1'58.597	SP1
20	92	KUNIKAWA H.	Honda	1'59.015	SP1
21	177	AL MALKI N.	Kawasaki	1'59.917	SP1

The N. 4 (Rea G.) has been penalized by 3 grid positions according to art. 1.21.2

01/04/2017 Jury President

..... Race Director

These data/results cannot be reproduced, stored and/or transmitted in whole or in part by any manner of electronic, mechanical, photocopying, recording, broadcasting or otherwise now known or herein after developed without the previous express consent by the copyright owner, except for reproduction in daily press and regular printed publications on sale to the public within 60 days of the event related to those data/results and always provided that copyright symbol appears together as follows below.

© DORNA WSBK ORGANIZATION Srl 2017

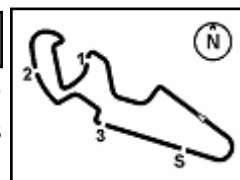
FIKZ PERUGIA TIMING



Official Tyre Supplier



Official Timekeeper



Spanish Round, 31 March 1-2 April 2017

World Supersport - Results Superpole 2

No.	Rider	Nat	Team	Bike	Class	Time	Gap	Rel.	Laps	Speed	
										Avg	Max
1	99 P. JACOBSEN	USA	MV Agusta Reparto Corse	MV Agusta F3 675		1'54.948			6	159,004	268,7
2	1 K. SOFUOGLU	TUR	Kawasaki Puccetti Racing	Kawasaki ZX-6R		1'55.009	0.061	0.061	6	158,920	270,0
3	32 S. MORAIS	RSA	Kallio Racing	Yamaha YZF R6		1'55.038	0.090	0.029	6	158,880	275,5
4	111 K. SMITH	GBR	GEMAR Team Lorini	Honda CBR600RR		1'55.205	0.257	0.167	5	158,649	270,7
5	144 L. MAHIAS	FRA	GRT Yamaha Official WorldSSP Team	Yamaha YZF R6		1'55.440	0.492	0.235	5	158,326	270,0
6	44 R. ROLFO	ITA	Team Factory Vamag	MV Agusta F3 675		1'55.624	0.676	0.184	6	158,074	266,7
7	66 N. TUULI	FIN	Kallio Racing	Yamaha YZF R6		1'55.667	0.719	0.043	4	158,016	276,2
8	78 H. OKUBO	JPN	CIA Landlord Insurance Honda	Honda CBR600RR		1'55.690	0.742	0.023	4	157,984	269,3
9	70 R. MULHAUSER	SUI	CIA Landlord Insurance Honda	Honda CBR600RR		1'56.038	1.090	0.348	6	157,510	270,7
10	11 C. GAMARINO	ITA	BARDAHL EVAN BROS. Honda Racing	Honda CBR600RR		1'56.495	1.547	0.457	5	156,893	269,3
11	61 A. ZACCONE	ITA	MV Agusta Reparto Corse	MV Agusta F3 675	ESS	1'56.818	1.870	0.323	6	156,459	266,7
12	4 G. REA	GBR	Team Kawasaki Go Eleven	Kawasaki ZX-6R		1'57.118	2.170	0.300	6	156,058	263,4

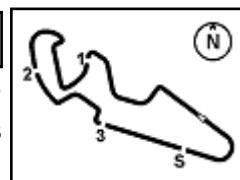
AIR	Humidity:	42%	Temp:	16°C
TRACK	Condition:	Dry	Temp:	30°C

Records	Pole	2015 J.Cluzel	1'53.138	161,550	Km/h
	Race	2015 P.Jacobsen	1'54.605	159,480	Km/h
	Circuit	2015 J.Cluzel	1'53.138	161,550	Km/h

01/04/2017 Start End The results are provisional until the end of the time limit for protests and appeals
 14:41 14:57 and the completion of the technical checks.

These data/results cannot be reproduced, stored and/or transmitted in whole or in part by any manner of electronic, mechanical, photocopying, recording, broadcasting or otherwise now known or herein after developed without the previous express consent by the copyright owner, except for reproduction in daily press and regular printed publications on sale to the public within 60 days of the event related to those data/results and always provided that copyright symbol appears together as follows below.

© DORNA WSBK ORGANIZATION Srl 2017



Spanish Round, 31 March 1-2 April 2017

World Supersport - Results Superpole 2

Session Highlights

Local Time	No. Rider	Description
14.41.02		Start
14.54.47	66 N. TUULI	Crashed - Turn 2
14.55.11	78 H. OKUBO	Crashed - Turn 14
14.56.27		STOCK1000 QP Pit Lane Will Open at 15:05
14.57.59		End Of Session

Fastest Laps Sequence

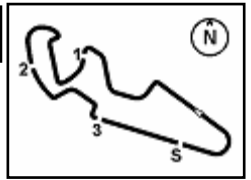
No.	Rider	Nat	Team	Bike	Local Time	Time	Gap	Avg
111	K. SMITH	GBR	GEMAR Team Lorini	Honda CBR600RR	14:44'51.577	1'55.205		158,649
99	P. JACOBSEN	USA	MV Agusta Reparto Corse	MV Agusta F3 675	14:53'34.849	1'54.948	-0.257	159,004

01/04/2017 Start End The results are provisional until the end of the time limit for protests and appeals and the completion of the technical checks.

These data/results cannot be reproduced, stored and/or transmitted in whole or in part by any manner of electronic, mechanical, photocopying, recording, broadcasting or otherwise now known or herein after developed without the previous express consent by the copyright owner, except for reproduction in daily press and regular printed publications on sale to the public within 60 days of the event related to those data/results and always provided that copyright symbol appears together as follows below.

© DORNA WSBK ORGANIZATION Srl 2017





MotorLand Aragon 5.077 m

Spanish Round, 31 March 1-2 April 2017

World Supersport - Best Sector & Speed Superpole 2

BEST LAP

1	99 P. JACOBSEN	MV Aqusta F3 675	1'54.948
2	1 K. SOFUOGLU	Kawasaki ZX-6R	1'55.009
3	32 S. MORAIS	Yamaha YZF R6	1'55.038
4	111 K. SMITH	Honda CBR600RR	1'55.205
5	144 L. MAHIAS	Yamaha YZF R6	1'55.440
6	44 R. ROLFO	MV Aqusta F3 675	1'55.624
7	66 N. TUULI	Yamaha YZF R6	1'55.667
8	78 H. OKUBO	Honda CBR600RR	1'55.690
9	70 R. MULHAUSER	Honda CBR600RR	1'56.038
10	11 C. GAMARINO	Honda CBR600RR	1'56.495
11	61 A. ZACCONE	MV Aqusta F3 675	1'56.818
12	4 G. REA	Kawasaki ZX-6R	1'57.118

SPEED

1	66 N. TUULI	Yamaha YZF R6	276.2
2	32 S. MORAIS	Yamaha YZF R6	275.5
3	70 R. MULHAUSER	Honda CBR600RR	270.7
4	111 K. SMITH	Honda CBR600RR	270.7
5	144 L. MAHIAS	Yamaha YZF R6	270.0
6	1 K. SOFUOGLU	Kawasaki ZX-6R	270.0
7	11 C. GAMARINO	Honda CBR600RR	269.3
8	78 H. OKUBO	Honda CBR600RR	269.3
9	99 P. JACOBSEN	MV Aqusta F3 675	268.7
10	44 R. ROLFO	MV Aqusta F3 675	266.7
11	61 A. ZACCONE	MV Aqusta F3 675	266.7
12	4 G. REA	Kawasaki ZX-6R	263.4

SEG. 1

1	99 P. JACOBSEN	32.593
2	32 S. MORAIS	32.605
3	144 L. MAHIAS	32.710
4	1 K. SOFUOGLU	32.752
5	44 R. ROLFO	32.771
6	11 C. GAMARINO	32.817
7	78 H. OKUBO	32.843
8	66 N. TUULI	32.933
9	70 R. MULHAUSER	32.967
10	111 K. SMITH	32.979
11	4 G. REA	33.165
12	61 A. ZACCONE	33.245

SEG. 2

1	32 S. MORAIS	32.050
2	1 K. SOFUOGLU	32.114
3	99 P. JACOBSEN	32.140
4	111 K. SMITH	32.204
5	144 L. MAHIAS	32.280
6	44 R. ROLFO	32.368
7	78 H. OKUBO	32.418
8	66 N. TUULI	32.442
9	70 R. MULHAUSER	32.521
10	11 C. GAMARINO	32.534
11	4 G. REA	32.662
12	61 A. ZACCONE	32.710

SEG. 3

1	61 A. ZACCONE	21.779
2	1 K. SOFUOGLU	21.781
3	144 L. MAHIAS	21.792
4	111 K. SMITH	21.839
5	78 H. OKUBO	21.870
6	99 P. JACOBSEN	21.890
7	70 R. MULHAUSER	21.989
8	44 R. ROLFO	22.021
9	66 N. TUULI	22.112
10	32 S. MORAIS	22.118
11	11 C. GAMARINO	22.186
12	4 G. REA	22.194

SEG. 4

1	66 N. TUULI	11.806
2	32 S. MORAIS	11.899
3	111 K. SMITH	11.910
4	99 P. JACOBSEN	11.948
5	70 R. MULHAUSER	11.966
6	11 C. GAMARINO	11.979
7	78 H. OKUBO	11.993
8	144 L. MAHIAS	12.052
9	1 K. SOFUOGLU	12.087
10	44 R. ROLFO	12.187
11	61 A. ZACCONE	12.248
12	4 G. REA	12.272

SEG. 5

1	44 R. ROLFO	16.131
2	99 P. JACOBSEN	16.184
3	1 K. SOFUOGLU	16.207
4	111 K. SMITH	16.217
5	70 R. MULHAUSER	16.260
6	32 S. MORAIS	16.276
7	144 L. MAHIAS	16.344
8	66 N. TUULI	16.374
9	78 H. OKUBO	16.436
10	61 A. ZACCONE	16.474
11	11 C. GAMARINO	16.486
12	4 G. REA	16.501

01/04/2017

These data/results cannot be reproduced, stored and/or transmitted in whole or in part by any manner of electronic, mechanical, photocopying, recording, broadcasting or otherwise now known or herein after developed without the previous express consent by the copyright owner, except for reproduction in daily press and regular printed publications on sale to the public within 60 days of the event related to those data/results and always provided that copyright symbol appears together as follows below.

© DORNA WSBK ORGANIZATION Srl 2017

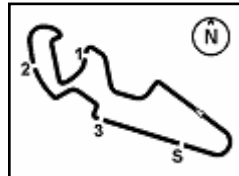
FICR PERUGIA TIMING



Official Tyre Supplier



Official Timekeeper



MotorLand Aragon 5.077 m

Spanish Round, 31 March 1-2 April 2017

World Supersport - Ideal Times Superpole 2

No.	Rider	Nat	Bike	Seg. 1	Seg. 2	Seg. 3	Seg. 4	Seg. 5	Ideal Time		
				Diff. 1	Diff. 2	Diff. 3	Diff. 4	Diff. 5	Best Lap	Pos.	Diff.
1	99 P. JACOBSEN	USA	MV Agusta F3 675	32.593	32.140 0.098	21.890	11.948 0.076	16.184 0.019	1'54.755	1	0.193
2	1 K. SOFUOGLU	TUR	Kawasaki ZX-6R	32.752 0.013	32.114	21.781	12.087 0.055	16.207	1'54.941	2	0.068
3	32 S. MORAIS	RSA	Yamaha YZF R6	32.605	32.050	22.118	11.899 0.090	16.276	1'54.948	3	0.090
4	111 K. SMITH	GBR	Honda CBR600RR	32.979 0.007	32.204	21.839 0.049	11.910	16.217	1'55.149	4	0.056
5	144 L. MAHIAS	FRA	Yamaha YZF R6	32.710 0.162	32.280 0.065	21.792	12.052 0.023	16.344 0.012	1'55.178	5	0.262
6	44 R. ROLFO	ITA	MV Agusta F3 675	32.771	32.368	22.021	12.187 0.146	16.131	1'55.478	6	0.146
7	78 H. OKUBO	JPN	Honda CBR600RR	32.843	32.418	21.870	11.993 0.130	16.436	1'55.560	8	0.130
8	66 N. TUULI	FIN	Yamaha YZF R6	32.933	32.442	22.112	11.806	16.374	1'55.667	7	
9	70 R. MULHAUSER	SUI	Honda CBR600RR	32.967	32.521 0.021	21.989 0.058	11.966 0.111	16.260 0.145	1'55.703	9	0.335
10	11 C. GAMARINO	ITA	Honda CBR600RR	32.817 0.487	32.534 0.006	22.186	11.979	16.486	1'56.002	10	0.493
11	61 A. ZACCONE	ITA	MV Agusta F3 675	33.245 0.092	32.710 0.073	21.779 0.078	12.248 0.119	16.474	1'56.456	11	0.362
12	4 G. REA	GBR	Kawasaki ZX-6R	33.165 0.043	32.662 0.220	22.194 0.061	12.272	16.501	1'56.794	12	0.324
Overall Ideal Time				32.593	32.050	21.779	11.806	16.131	1'54.359		

01/04/2017

These data/results cannot be reproduced, stored and/or transmitted in whole or in part by any manner of electronic, mechanical, photocopying, recording, broadcasting or otherwise now known or herein after developed without the previous express consent by the copyright owner, except for reproduction in daily press and regular printed publications on sale to the public within 60 days of the event related to those data/results and always provided that copyright symbol appears together as follows below.

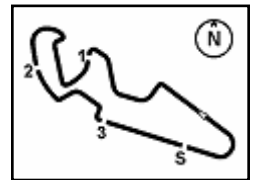
© DORNA WSBK ORGANIZATION Srl 2017

FICR PERUGIA TIMING


Official Tyre Supplier



Official Timekeeper



Spanish Round, 31 March 1-2 April 2017

World Supersport - Chronological Analysis Superpole 2

1° 99 P. JACOBSEN (1'54.948)								
Lap	Seg. 1	Seg. 2	Seg. 3	Seg. 4	Seg. 5	Lap Time	km/h	Local Time
		33.534	25.922	12.117	16.432		265.4	14:43'04.700
1	32.783	32.258	22.094	11.948	16.184	1'55.267	268.7	14:44'59.967
2	32.759	35.426	22.856	12.116	22.619	2'05.776 P	266.7	14:47'05.743
3	3'10.515	32.973	22.447	12.023	16.200	4'34.158 P	267.3	14:51'39.901
4	32.593	32.238	21.890	12.024	16.203	1'54.948	266.7	14:53'34.849
5	32.607	32.140	22.031	12.416	16.289	1'55.483	266.0	14:55'30.332
6	40.405	33.742	23.102	12.631	16.719	2'06.599	263.4	14:57'36.931

2° 1 K. SOFUOGLU (1'55.009)								
Lap	Seg. 1	Seg. 2	Seg. 3	Seg. 4	Seg. 5	Lap Time	km/h	Local Time
		33.266	22.289	12.103	16.447		269.3	14:42'55.501
1	33.039	32.468	22.032	12.134	16.846	1'56.519	268.0	14:44'52.020
2	32.869	32.472	22.237	12.087	16.291	1'55.956	270.0	14:46'47.976
3	32.957	32.336	21.884	12.123	22.647	2'01.947 P	268.0	14:48'49.923
4	2'44.470	32.924	22.119	12.136	16.307	4'07.956 P	265.4	14:52'57.879
5	32.765	32.114	21.781	12.142	16.207	1'55.009	267.3	14:54'52.888
6	32.752	32.195	21.822	12.150	16.312	1'55.231	268.7	14:56'48.119

3° 32 S. MORAIS (1'55.038)								
Lap	Seg. 1	Seg. 2	Seg. 3	Seg. 4	Seg. 5	Lap Time	km/h	Local Time
		33.982	22.827	11.974	16.632		272.7	14:43'11.056
1	33.262	32.604	22.210	11.965	16.587	1'56.628	269.3	14:45'07.684
2	33.020	32.405	22.124	11.899	16.350	1'55.798	272.0	14:47'03.482
3	33.741	32.582	22.586	11.947	22.728	2'03.584 P	272.0	14:49'07.066
4	3'08.883	32.685	22.249	11.933	16.465	4'32.215 P	270.0	14:53'39.281
5	32.605	32.050	22.118	11.989	16.276	1'55.038	275.5	14:55'34.319
6	33.489	33.665	24.508	12.733	17.209	2'01.604	264.7	14:57'35.923

4° 111 K. SMITH (1'55.205)								
Lap	Seg. 1	Seg. 2	Seg. 3	Seg. 4	Seg. 5	Lap Time	km/h	Local Time
		33.482	22.463	12.003	16.364		268.7	14:42'56.372
1	32.986	32.204	21.888	11.910	16.217	1'55.205	270.7	14:44'51.577
2	33.129	32.414	23.573	12.066	23.888	2'05.070 P	268.0	14:46'56.647
3	4'15.809	33.132	23.076	12.508	16.579	5'41.104 P	264.1	14:52'37.751
4	32.979	32.366	21.845	12.116	16.364	1'55.670	265.4	14:54'33.421
5	33.009	32.259	21.839	12.117	16.307	1'55.531	267.3	14:56'28.952

5° 144 L. MAHIAS (1'55.440)								
Lap	Seg. 1	Seg. 2	Seg. 3	Seg. 4	Seg. 5	Lap Time	km/h	Local Time
		33.378	22.453	12.148	16.511		267.3	14:44'15.160
1	32.872	32.345	21.792	12.075	16.356	1'55.440	267.3	14:46'10.600
2	32.710	32.294	22.065	12.052	16.527	1'55.648	270.0	14:48'06.248
3	34.166	33.111	22.448	12.278	23.040	2'05.043 P	262.8	14:50'11.291
4	2'40.653	32.462	22.122	12.135	16.344	4'03.716 P	267.3	14:54'15.007
5	34.966	32.280	22.122	12.259	16.695	1'58.322	263.4	14:56'13.329

6° 44 R. ROLFO (1'55.624)								
Lap	Seg. 1	Seg. 2	Seg. 3	Seg. 4	Seg. 5	Lap Time	km/h	Local Time
		33.659	22.813	13.291	18.803		212.2	14:43'15.131
1	32.995	34.498	25.784	12.565	16.257	2'02.099	260.9	14:45'17.230
2	33.001	32.675	22.203	12.187	16.322	1'56.388	266.7	14:47'13.618
3	32.995	32.848	22.456	12.301	22.119	2'02.719 P	266.0	14:49'16.337
4	2'43.148	35.176	24.001	20.900	16.508	4'19.733 P	231.8	14:53'36.070
5	32.771	32.368	22.021	12.333	16.131	1'55.624	266.0	14:55'31.694
6	32.869	32.597	22.240	12.419	16.332	1'56.457	264.1	14:57'28.151

7° 66 N. TUULI (1'55.667)								
Lap	Seg. 1	Seg. 2	Seg. 3	Seg. 4	Seg. 5	Lap Time	km/h	Local Time
		33.667	22.630	12.068	16.391		270.0	14:43'09.305
1	32.955	32.846	24.323	12.056	16.387	1'58.567	268.0	14:45'07.872
2	32.933	32.442	22.112	11.806	16.374	1'55.667	276.2	14:47'03.539
3	33.268	32.505	23.718	12.110	21.992	2'03.593 P	270.0	14:49'07.132
4	3'39.043	33.559	22.610	16.516	16.406	5'08.134 P	243.8	14:54'15.266

8° 78 H. OKUBO (1'55.690)								
Lap	Seg. 1	Seg. 2	Seg. 3	Seg. 4	Seg. 5	Lap Time	km/h	Local Time
		33.377	23.313	14.195	17.171		204.9	14:43'05.422
1	32.843	32.418	21.870	12.123	16.436	1'55.690	268.0	14:45'01.112
2	32.995	32.680	22.240	11.993	16.464	1'56.372	269.3	14:46'57.484
3	33.828	33.458	22.732	12.596	23.459	2'06.073 P	260.2	14:49'03.557
4	2'31.389	32.788	22.090	12.126	16.479	3'54.872 P	266.7	14:52'58.429

9° 70 R. MULHAUSER (1'56.038)								
Lap	Seg. 1	Seg. 2	Seg. 3	Seg. 4	Seg. 5	Lap Time	km/h	Local Time
		34.739	22.823	11.966	18.735		270.7	14:43'02.632
1	33.036	32.691	22.208	12.108	16.260	1'56.303	266.7	14:44'58.935
2	33.421	32.762	22.253	12.048	21.821	2'02.305 P	269.3	14:47'01.240
3	3'16.244	33.234	22.314	12.057	16.369	4'40.218 P	267.3	14:51'41.458
4	33.127	32.521	22.120	12.109	16.379	1'56.256	264.7	14:53'37.714
5	32.967	32.542	22.047	12.077	16.405	1'56.038	270.7	14:55'33.752
6	33.072	32.533	21.989	12.368	16.381	1'56.343	266.7	14:57'30.095

10° 11 C. GAMARINO (1'56.495)								
Lap	Seg. 1	Seg. 2	Seg. 3	Seg. 4	Seg. 5	Lap Time	km/h	Local Time
		34.373	22.757	13.469	18.974		216.9	14:43'15.848
1	33.343	32.906	27.015	13.051	16.643	2'02.958	259.0	14:45'18.806
2	33.304	32.540	22.186	11.979	16.486	1'56.495	269.3	14:47'15.301
3	34.002	33.169	23.868	12.169	22.550	2'05.758 P	264.7	14:49'21.059
4	3'19.103	37.146	25.724	16.182	16.738	4'54.893 P	239.5	14:54'15.952
5	32.817	32.534	22.397	12.257	16.617	1'56.622	264.1	14:56'12.574

11° 61 A. ZACCONE (1'56.818)								
Lap	Seg. 1	Seg. 2	Seg. 3	Seg. 4	Seg. 5	Lap Time	km/h	Local Time
		34.163	22.535	13.606	17.575		200.0	14:43'01.627
1	33.337	32.783	21.857	12.367	16.474	1'56.818	263.4	14:44'15.445
2	33.784	32.826	21.779	12.248	16.532	1'57.169	266.7	14:46'55.614
3	33.815	33.856	23.108	12.753	24.485	2'08.017 P	250.0	14:49'03.631
4	2'39.640	33.587	22.209	12.449	16.625	4'04.510 P	264.1	14:53'08.141
5	33.266	32.710	23.387	13.143	16.700	1'59.206	263.4	14:55'07.347
6	33.245	32.808	22.493	12.567	16.792	1'57.905	266.0	14:57'05.252

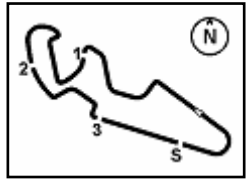
12° 4 G. REA (1'57.118)								
Lap	Seg. 1	Seg. 2	Seg. 3	Seg. 4	Seg. 5	Lap Time	km/h	Local Time
		34.131	22.866	13.129	17.975		204.2	14:43'02.053
1	33.976	32.743	22.423	12.672	16.564	1'58.378	246.6	14:45'00.431
2	33.208	32.882	22.255	12.272	16.501	1'57.118	262.1	14:46'57.549
3	33.987	33.416	22.854	12.449	24.131	2'06.837 P	259.6	14:49'04.386
4	2'54.377	35.371	24.881	20.274	17.307	4'32.210 P	203.0	14:53'36.596
5	33.165	32.676	22.239	12.450	16.634	1'57.164	262.8	14:55'33.760
6	33.349	32.662	22.194	12.444	16.570	1'57.219	263.4	14:57'30.979

01/04/2017 P = Pits In/Out - C = Lap-Time Cancelled

These data/results cannot be reproduced, stored and/or transmitted in whole or in part by any manner of electronic, mechanical, photocopying, recording, broadcasting or otherwise now known or herein after developed without the previous express consent by the copyright owner, except for reproduction in daily press and regular printed publications on sale to the public within 60 days of the event related to those data/results and always provided that copyright symbol appears together as follows below.

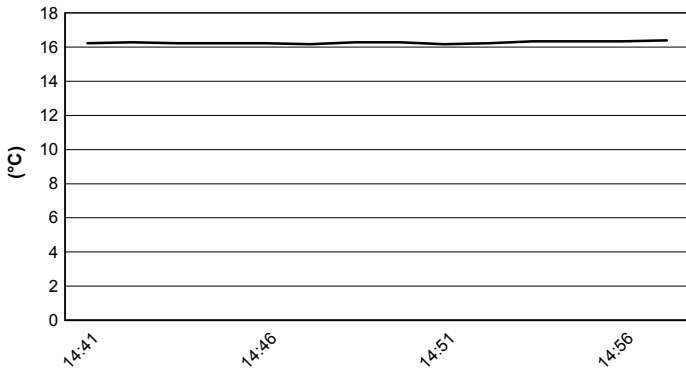
© DORNA WSBK ORGANIZATION Srl 2017



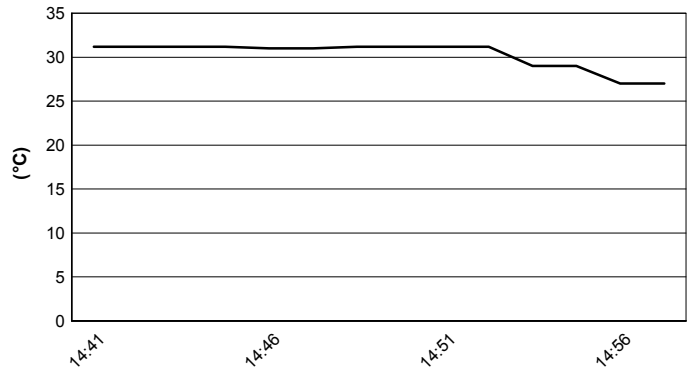


Session started 14:41 Session ended 14:57


Air Temperature



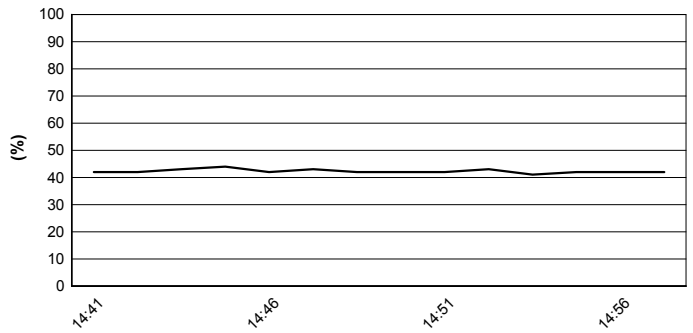
Track Temperature



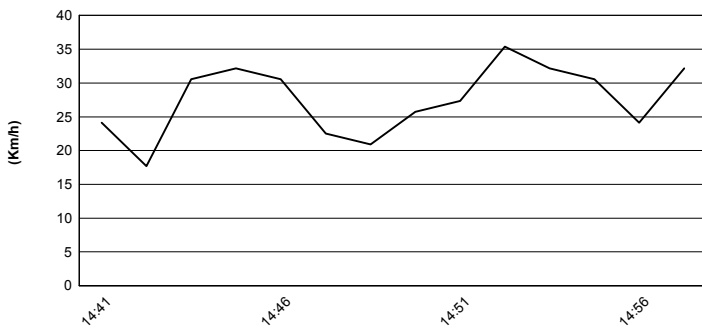
Air Pressure



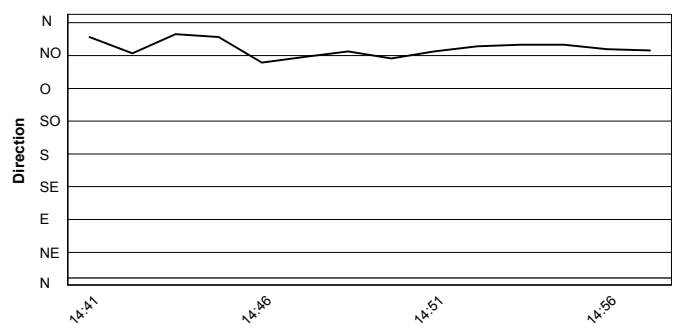
Humidity



Wind Speed



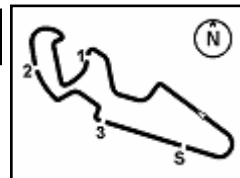
Wind Direction



01/04/2017

These data/results cannot be reproduced, stored and/or transmitted in whole or in part by any manner of electronic, mechanical, photocopying, recording, broadcasting or otherwise now known or herein after developed without the previous express consent by the copyright owner, except for reproduction in daily press and regular printed publications on sale to the public within 60 days of the event related to those data/results and always provided that copyright symbol appears together as follows below.

© DORNA WSBK ORGANIZATION Srl 2017



Spanish Round, 31 March 1-2 April 2017

World Supersport - Superpole Ranking

	2014	2015	2016	2017
01 Phillip Island	Sofuoglu (Tur) Kaw 1'32.769 (172,5 Km/h)	Cluzel (Fra) Mva 1'33.379 (171,4 Km/h)	Sofuoglu (Tur) Kaw 1'33.142 (171,8 Km/h)	Jacobsen (Usa) Mva 1'33.128 (171,8 Km/h)
02 Buriram		Sofuoglu (Tur) Kaw 1'37.345 (168,4 Km/h)	Cluzel (Fra) Mva 1'38.383 (166,6 Km/h)	Cluzel (Fra) Hon 1'37.683 (167,8 Km/h)
03 Aragon	Coghlan (Gbr) Yam 2'01.662 (158,1 Km/h)	Cluzel (Fra) Mva 1'53.138 (161,5 Km/h)	Sofuoglu (Tur) Kaw 1'54.000 (160,3 Km/h)	Jacobsen (Usa) Mva 1'54.948 (159,0 Km/h)
04 Assen	Marino (Fra) Kaw 1'38.106 (166,7 Km/h)	Cluzel (Fra) Mva 1'38.015 (166,8 Km/h)	Krummenacher (Sui) Kaw 1'39.300 (164,7 Km/h)	
05 Imola	Cluzel (Fra) Mva 1'51.110 (159,9 Km/h)	Cluzel (Fra) Mva 1'50.856 (160,3 Km/h)	Cluzel (Fra) Mva 1'51.132 (159,9 Km/h)	
06 Donington Park	van der Mark (Ned) Hon 1'46.220 (136,3 Km/h)	Sofuoglu (Tur) Kaw 1'29.925 (161,1 Km/h)	Sofuoglu (Tur) Kaw 1'30.298 (160,4 Km/h)	
07 Misano World Circuit	Cluzel (Fra) Mva 1'38.616 (154,3 Km/h)	Cluzel (Fra) Mva 1'37.482 (156,1 Km/h)	Caricasulo (Ita) Hon 1'38.097 (155,1 Km/h)	
08 Lausitzring			Sofuoglu (Tur) Kaw 1'40.778 (152,4 Km/h)	
09 Portimao	Sofuoglu (Tur) Kaw 1'45.924 (156,1 Km/h)	Cluzel (Fra) Mva 1'44.554 (158,1 Km/h)		
10 Magny-Cours	Cluzel (Fra) Mva 1'40.550 (157,9 Km/h)	Jacobsen (Usa) Hon 2'00.197 (132,1 Km/h)	Sofuoglu (Tur) Kaw 1'55.461 (137,5 Km/h)	
11 Jerez	van der Mark (Ned) Hon 1'44.293 (152,7 Km/h)	Sofuoglu (Tur) Kaw 1'43.528 (153,8 Km/h)	Sofuoglu (Tur) Kaw 1'42.969 (154,6 Km/h)	
12 Losail	Cluzel (Fra) Mva 2'01.851 (158,9 Km/h)	Sofuoglu (Tur) Kaw 2'00.989 (160,1 Km/h)	Stapleford (Gbr) Tri 2'01.621 (159,2 Km/h)	

2017

- 2 P. Jacobsen
- 1 J. Cluzel

ALL TIMES

- | | | |
|-------------------|-------------------|-------------------|
| 30 K. Sofuoglu | 3 K. Curtain | 1 M. Fabrizio |
| 22 S. Charpentier | 3 D. Salom | 1 C. Jones |
| 19 J. Cluzel | 2 P. Bontempi | 1 K. Coghlan |
| 17 B. Parkes | 2 V. Guareschi | 1 C. Davies |
| 15 K. Muggeridge | 2 J. Teuchert | 1 F. Marino |
| 14 F. Foret | 2 M. Lagrive | 1 L. Stapleford |
| 14 S. Lowes | 2 L. Scassa | 1 R. Krummenacher |
| 10 C. Crutchlow | 2 J. Lascorz | 1 F. Caricasulo |
| 6 S. Chambon | 2 M. Pirro | |
| 6 E. Laverty | 2 M. van der Mark | |
| 5 P. Casoli | 1 J. Whitham | |
| 5 K. Fujiwara | 1 M. Merregalli | |
| 5 C. Vermeulen | 1 P. Riba | |
| 4 P. Jacobsen | 1 C. Kellner | |
| 3 R. Xaus | 1 B. MacLeod | |
| 3 I. MacPherson | 1 J. Vd Goorbergh | |
| 3 A. Pitt | 1 S. Sanna | |

01/04/2017

These data/results cannot be reproduced, stored and/or transmitted in whole or in part by any manner of electronic, mechanical, photocopying, recording, broadcasting or otherwise now known or herein after developed without the previous express consent by the copyright owner, except for reproduction in daily press and regular printed publications on sale to the public within 60 days of the event related to those data/results and always provided that copyright symbol appears together as follows below.

© DORNA WSBK ORGANIZATION Srl 2017

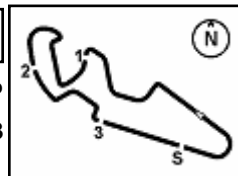
FICR PERUGIA TIMING



Official Tyre Supplier



Official Timekeeper



Spanish Round, 31 March 1-2 April 2017

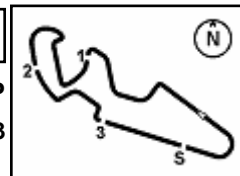
World Supersport - Best Laps & Speeds

No.	Rider		Best Lap		FP1		FP2		FP3		SP1		SP2	
	Nat	Bike	laps	speed	laps	speed	laps	speed	laps	speed	laps	speed	laps	speed
1	99	P. JACOBSEN	29	270,6	16	264,0	7	270,6	6	268,6				
		USA MV Agusta F3 675												
2	1	K. SOFUOGLU	30	270,6	18	264,0	6	270,6	6	270,0				
		TUR Kawasaki ZX-6R												
3	32	S. MORAIS	31	278,3	19	268,6	6	278,3	6	275,5				
		RSA Yamaha YZF R6												
4	111	K. SMITH	30	270,6	18	260,2	7	268,6	5	270,6				
		GBR Honda CBR600RR												
5	144	L. MAHIAS	34	274,1	16	262,1	7	274,1	6	267,3	5	270,0		
		FRA Yamaha YZF R6												
6	44	R. ROLFO	30	270,6			10	248,8	7	270,6	7	270,0	6	266,6
		ITA MV Agusta F3 675												
7	78	H. OKUBO	38	272,7	19	266,6	8	247,7	7	272,7			4	269,3
		JPN Honda CBR600RR												
8	64	F. CARICASULO	44	275,5	20	267,3	10	253,5	6	275,5	8	270,6		
		ITA Yamaha YZF R6												
9	11	C. GAMARINO	29	272,7	17	267,3	7	272,7					5	269,3
		ITA Honda CBR600RR												
10	66	N. TUULI	37	276,2	22	262,7	5	248,2	6	274,8			4	276,2
		FIN Yamaha YZF R6												
11	16	J. CLUZEL	31	275,5	18	270,0	7	275,5	6	270,6				
		FRA Honda CBR600RR												
12	4	G. REA	31	267,9	19	263,4	6	267,9					6	263,4
		GBR Kawasaki ZX-6R												
13	65	M. CANDUCCI	34	274,1	20	269,3	7	274,1	7	267,9				
		ITA Kawasaki ZX-6R												
14	61	A. ZACCONE	30	267,9	17	263,4	7	267,9					6	266,6
		ITA MV Agusta F3 675												
15	70	R. MULHAUSER	35	272,0	22	263,4	7	272,0					6	270,6
		SUI Honda CBR600RR												
16	81	L. STAPLEFORD	37	270,0	16	263,4	6	249,4	7	269,3	8	270,0		
		GBR Triumph Daytona 675												
17	63	Z. KHAIRUDDIN	30	267,9	8	260,8	9	249,4	6	266,0	7	267,9		
		MAS Kawasaki ZX-6R												
18	38	H. SOOMER	48	272,7	25	262,7	9	255,3	7	272,7	7	265,3		
		EST Honda CBR600RR												
19	41	A. WAGNER	33	271,3	18	262,7	7	271,3	8	266,6				
		AUS Honda CBR600RR												
20	77	K. RYDE	34	274,8	19	266,0	7	274,8	8	267,3				
		GBR Kawasaki ZX-6R												

01/04/2017

These data/results cannot be reproduced, stored and/or transmitted in whole or in part by any manner of electronic, mechanical, photocopying, recording, broadcasting or otherwise now known or herein after developed without the previous express consent by the copyright owner, except for reproduction in daily press and regular printed publications on sale to the public within 60 days of the event related to those data/results and always provided that copyright symbol appears together as follows below.

© DORNA WSBK ORGANIZATION Srl 2017



Spanish Round, 31 March 1-2 April 2017

World Supersport - Best Laps & Speeds

No.	Rider		Best Lap		FP1		FP2		FP3		SP1		SP2	
	Nat	Bike	laps	speed	laps	speed	laps	speed	laps	speed	laps	speed	laps	speed
21	26	K. WATANABE		1'56.724		1'56.867		2'14.914		1'58.490		1'56.724		
	JPN	Kawasaki ZX-6R	39	266,6	20	258,9	4	246,5	7	266,6	8	264,0		
22	84	L. CRESSON		1'56.976		2'02.079				1'57.706		1'56.976		
	BEL	Yamaha YZF R6	17	279,7	3	260,8			7	279,7	7	274,8		
23	47	R. HARTOG		1'57.169		1'57.169				1'58.642		1'57.518		
	NED	Kawasaki ZX-6R	34	269,3	19	264,0			7	269,3	8	268,6		
24	35	S. HILL		1'57.741		2'01.636				2'00.668		1'57.741		
	GBR	Triumph Daytona 675	23	264,7	8	252,3			7	264,7	8	264,7		
25	10	N. CALERO		1'57.787		1'57.923				1'58.009		1'57.787		
	ESP	Kawasaki ZX-6R	30	268,6	15	264,7			7	268,6	8	266,6		
26	69	X. CARDELUS GARCIA		1'57.970		1'58.807		2'13.899		1'59.741		1'57.970		
	ESP	MV Agusta F3 675	39	268,6	17	260,8	8	246,5	7	268,6	7	266,0		
27	13	A. WEST		1'57.776		1'57.974				1'57.776				
	AUS	Yamaha YZF R6	22	267,9	15	256,5			7	267,9				
28	56	P. SEBESTYÉN		1'58.111		1'58.111		2'14.518		1'58.740		1'58.638		
	HUN	Kawasaki ZX-6R	40	267,9	18	261,5	8	252,3	7	267,9	7	267,9		
29	7	D. PIZZOLI		1'58.436		1'58.436		2'16.747				2'04.532		
	ITA	MV Agusta F3 675	39	262,7	20	262,7	14	250,5			5	262,1		
30	74	J. VAN SIKKELERUS		1'58.509		1'58.509		2'19.740		2'01.951		1'58.600		
	NED	Yamaha YZF R6	28	264,7	9	257,7	5	241,0	6	264,7	8	260,2		
31	83	L. EPIS		1'58.584		1'58.584		2'14.468		1'59.571		1'58.597		
	AUS	Kawasaki ZX-6R	48	267,9	18	258,9	16	255,3	7	267,9	7	264,7		
32	92	H. KUNIKAWA		1'59.015		1'59.200				2'00.395		1'59.015		
	JPN	Honda CBR600RR	33	267,3	22	258,9			3	267,3	8	264,0		
33	73	J. CRETARO		1'59.017		1'59.017				2'01.200		1'59.382		
	ITA	Suzuki GSX-R600	28	262,1	13	251,7			7	262,1	8	260,2		
34	9	C. LONDON		1'59.479		2'00.503				2'01.268		1'59.479		
	NZL	Suzuki GSX-R600	35	262,1	20	255,3			7	262,1	8	260,2		
35	177	N. AL MALKI		1'59.917		2'00.235				2'00.077		1'59.917		
	QAT	Kawasaki ZX-6R	31	267,3	19	257,1			7	267,3	5	265,3		

01/04/2017

These data/results cannot be reproduced, stored and/or transmitted in whole or in part by any manner of electronic, mechanical, photocopying, recording, broadcasting or otherwise now known or herein after developed without the previous express consent by the copyright owner, except for reproduction in daily press and regular printed publications on sale to the public within 60 days of the event related to those data/results and always provided that copyright symbol appears together as follows below.

© DORNA WSBK ORGANIZATION Srl 2017

FICR PERUGIA TIMING



Official Tyre Supplier



Official Timekeeper