

Spanish Round, 31 March 1-2 April 2017

Superstock 1000 - Results Qualifying

MotorLand Aragon 5.077 m

1 / 2

No.	Rider	Nat	Team	Bike	Time	Gap	Rel.	Laps	Speed	
									Avg	Max
1	12 M. RINALDI	ITA	Aruba.it Racing - Junior Team	Ducati Panigale R	1'52.245			10	162,833	304,2
2	71 M. SCHEIB	CHI	Nuova M2 Racing	Aprilia RSV 4 RF	1'52.247	0.002	0.002	11	162,830	299,2
3	5 M. FACCANI	ITA	Althea BMW Racing Team	BMW S 1000 RR	1'52.626	0.381	0.379	6	162,282	304,2
4	57 M. JONES	AUS	Aruba.it Racing - Junior Team	Ducati Panigale R	1'52.796	0.551	0.170	10	162,038	301,7
5	2 R. TAMBURINI	ITA	PATA Yamaha Official STK 1000 Team	Yamaha YZF R1	1'52.812	0.567	0.016	7	162,015	303,4
6	21 F. MARINO	FRA	PATA Yamaha Official STK 1000 Team	Yamaha YZF R1	1'53.151	0.906	0.339	12	161,529	305,9
7	54 T. RAZGATLIOGLU	TUR	Kawasaki Puccetti Racing	Kawasaki ZX-10R	1'53.154	0.909	0.003	12	161,525	300,0
8	55 I. MYKHALCHYK	UKR	TripleM Racing	Kawasaki ZX-10R	1'53.284	1.039	0.130	9	161,340	297,5
9	11 J. GUARNONI	FRA	Pedercini Racing Kawasaki	Kawasaki ZX-10R	1'53.649	1.404	0.365	12	160,821	296,7
10	70 L. VITALI	ITA	Nuova M2 Racing	Aprilia RSV 4 RF	1'53.674	1.429	0.025	11	160,786	303,4
11	7 M. FRITZ	GER	Bayer-Bikerbox Yamaichi	Yamaha YZF R1	1'53.802	1.557	0.128	12	160,605	298,3
12	23 F. SANDI	ITA	Berclaz Racing Team	BMW S 1000 RR	1'53.840	1.595	0.038	9	160,552	295,9
13	87 L. MARCONI	ITA	TheBlackSheepTeam	Yamaha YZF R1	1'54.097	1.852	0.257	10	160,190	303,4
14	41 F. D'ANNUNZIO	ITA	FDA Racing Team	BMW S 1000 RR	1'54.334	2.089	0.237	11	159,858	295,1
15	3 S. SUCHET	SUI	Berclaz Racing Team	BMW S 1000 RR	1'54.602	2.357	0.268	11	159,484	294,3
16	32 M. MOSER	GER	TripleM Racing	Kawasaki ZX-10R	1'54.711	2.466	0.109	12	159,333	291,9
17	14 K. MANFREDI	ITA	DDM by BWG_Bike & Motor RT_Grimaldi	Kawasaki ZX-10R	1'54.724	2.479	0.013	11	159,315	299,2
18	19 J. PUFFE	GER	Althea MF84	BMW S 1000 RR	1'54.755	2.510	0.031	13	159,271	301,7
19	77 W. TESSELS	NED	Agro On-Benjan-Kawasaki	Kawasaki ZX-10R	1'54.770	2.525	0.015	12	159,251	296,7
20	44 A. TUCCI	ITA	Tucci Racing Team	Yamaha YZF R1	1'55.289	3.044	0.519	12	158,534	301,7
21	59 A. SCHACHT	DEN	EAB Schacht Racing Team	Ducati Panigale R	1'55.408	3.163	0.119	14	158,370	296,7
22	34 X. PINSACH	ESP	ETG Racing	Kawasaki ZX-10R	1'55.509	3.264	0.101	13	158,232	302,5
23	6 E. PUSCEDDU	ITA	RSV Phoenix Suzuki	Suzuki GSX-R1000	1'55.585	3.340	0.076	9	158,128	288,8
24	13 F. SANCHIONI	ITA	Clasitaly	BMW S 1000 RR	1'55.807	3.562	0.222	11	157,825	294,3
25	92 B. LEU	SUI	Team Trasimeno	Yamaha YZF R1	1'55.925	3.680	0.118	13	157,664	295,1
26	90 T. FINSTERBUSCH	GER	Agro On-Benjan-Kawasaki	Kawasaki ZX-10R	1'55.966	3.721	0.041	12	157,608	299,2
27	18 R. CECCHINI	ITA	DDM by BWG_Bike & Motor RT_Grimaldi	Kawasaki ZX-10R	1'56.022	3.777	0.056	12	157,532	294,3
28	81 A. BERNARDI	ITA	2R Road Racing	BMW S 1000 RR	1'56.168	3.923	0.146	11	157,334	297,5
29	68 G. SCOTT	AUS	Agro On-Benjan-Kawasaki	Kawasaki ZX-10R	1'57.067	4.822	0.899	13	156,126	298,3
30	8 A. NOCCO	ITA	DDM by BWG_Bike & Motor RT_Grimaldi	Kawasaki ZX-10R	1'57.156	4.911	0.089	7	156,007	291,1
31	26 M. SBAIZ	ITA	D.K.Racing	BMW S 1000 RR	1'57.605	5.360	0.449	10	155,412	294,3
32	46 M. CUDEVILLE	FRA	Leader Team Flembbo	Kawasaki ZX-10R	1'57.992	5.747	0.387	12	154,902	291,9
33	74 K. CALIA	ITA	RSV Phoenix Suzuki	Suzuki GSX-R1000				0		

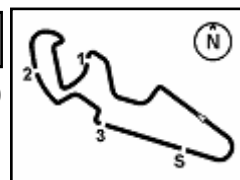
AIR	Humidity:	42%	Temp:	16°C
TRACK	Condition:	Dry	Temp:	26°C

Records	Pole	2015	L.Savadori	1'52.577	162,350	Km/h
	Race	2015	R.Tamburini	1'53.134	161,550	Km/h
	Circuit	2015	L.Savadori	1'52.577	162,350	Km/h

01/04/2017 Start 15:05 End 15:37 The results are provisional until the end of the time limit for protests and appeals and the completion of the technical checks.

These data/results cannot be reproduced, stored and/or transmitted in whole or in part by any manner of electronic, mechanical, photocopying, recording, broadcasting or otherwise now known or herein after developed without the previous express consent by the copyright owner, except for reproduction in daily press and regular printed publications on sale to the public within 60 days of the event related to those data/results and always provided that copyright symbol appears together as follows below.

© DORNA WSBK ORGANIZATION Srl 2017



Spanish Round, 31 March 1-2 April 2017

Superstock 1000 - Results Qualifying

Session Highlights

Local Time	No. Rider	Description
15.05.00		Start
15.10.51	74 K. CALIA	Crashed - Turn 7
15.13.33	74 K. CALIA	Medical Center
15.17.57	5 M. FACCANI	Technical Problem - Turn 13
15.19.40	5 M. FACCANI	Re-joined
15.27.08	2 R. TAMBURINI	Crashed - Turn 2
15.37.34		End Of Session

Fastest Laps Sequence

No.	Rider	Nat	Team	Bike	Local Time	Time	Gap	Avg
54	T. RAZGATLIOGLU	TUR	Kawasaki Puccetti Racing	Kawasaki ZX-10R	15:09'06.501	1'57.343		155,759
59	A. SCHACHT	DEN	EAB Schacht Racing Team	Ducati Panigale R	15:09'06.844	1'57.294	-0.049	155,824
44	A. TUCCI	ITA	Tucci Racing Team	Yamaha YZF R1	15:09'24.302	1'57.083	-0.211	156,105
34	X. PINSACH	ESP	ETG Racing	Kawasaki ZX-10R	15:09'25.657	1'56.779	-0.304	156,511
3	S. SUCHET	SUI	Berclaz Racing Team	BMW S 1000 RR	15:09'27.167	1'56.342	-0.437	157,099
2	R. TAMBURINI	ITA	PATA Yamaha Official STK 1000 Team	Yamaha YZF R1	15:09'36.640	1'55.220	-1.122	158,629
23	F. SANDI	ITA	Berclaz Racing Team	BMW S 1000 RR	15:09'56.155	1'54.677	-0.543	159,380
21	F. MARINO	FRA	PATA Yamaha Official STK 1000 Team	Yamaha YZF R1	15:10'22.331	1'53.151	-1.526	161,529
71	M. SCHEIB	CHI	Nuova M2 Racing	Aprilia RSV 4 RF	15:11'02.060	1'52.946	-0.205	161,822
71	M. SCHEIB	CHI	Nuova M2 Racing	Aprilia RSV 4 RF	15:20'06.566	1'52.247	-0.699	162,830
12	M. RINALDI	ITA	Aruba.it Racing - Junior Team	Ducati Panigale R	15:26'02.483	1'52.245	-0.002	162,833

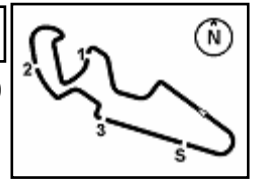
Start 01/04/2017 15:05 End 15:37 The results are provisional until the end of the time limit for protests and appeals and the completion of the technical checks.

These data/results cannot be reproduced, stored and/or transmitted in whole or in part by any manner of electronic, mechanical, photocopying, recording, broadcasting or otherwise now known or herein after developed without the previous express consent by the copyright owner, except for reproduction in daily press and regular printed publications on sale to the public within 60 days of the event related to those data/results and always provided that copyright symbol appears together as follows below.

© DORNA WSBK ORGANIZATION Srl 2017



5.2
STK1000
120/01



MotorLand Aragon 5.077 m

Spanish Round, 31 March 1-2 April 2017

Superstock 1000 - Best Sector & Speed Qualifying

BEST LAP

1	12 M. RINALDI	Ducati Panigale R	1'52.245
2	71 M. SCHEIB	Aorilia RSV 4 RF	1'52.247
3	5 M. FACCANI	BMW S 1000 RR	1'52.626
4	57 M. JONES	Ducati Panigale R	1'52.796
5	2 R. TAMBURINI	Yamaha YZF R1	1'52.812
6	21 F. MARINO	Yamaha YZF R1	1'53.151
7	54 T. RAZGATLIOGLU	Kawasaki ZX-10R	1'53.154
8	55 I. MYKHALCHYK	Kawasaki ZX-10R	1'53.284
9	11 J. GUARNONI	Kawasaki ZX-10R	1'53.649
10	70 L. VITALI	Aorilia RSV 4 RF	1'53.674
11	7 M. FRITZ	Yamaha YZF R1	1'53.802
12	23 F. SANDI	BMW S 1000 RR	1'53.840
13	87 L. MARCONI	Yamaha YZF R1	1'54.097
14	41 F. D'ANNUNZIO	BMW S 1000 RR	1'54.334
15	3 S. SUCHET	BMW S 1000 RR	1'54.602
16	32 M. MOSER	Kawasaki ZX-10R	1'54.711
17	14 K. MANFREDI	Kawasaki ZX-10R	1'54.724
18	19 J. PUFFE	BMW S 1000 RR	1'54.755
19	77 W. TESSELS	Kawasaki ZX-10R	1'54.770
20	44 A. TUCCI	Yamaha YZF R1	1'55.289
21	59 A. SCHACHT	Ducati Panigale R	1'55.408
22	34 X. PINSACH	Kawasaki ZX-10R	1'55.509
23	6 E. PUSCEDDU	Suzuki GSX-R1000	1'55.585
24	13 F. SANCHIONI	BMW S 1000 RR	1'55.807
25	92 B. LEU	Yamaha YZF R1	1'55.925
26	90 T. FINSTERBUSCH	Kawasaki ZX-10R	1'55.966
27	18 R. CECCHINI	Kawasaki ZX-10R	1'56.022
28	81 A. BERNARDI	BMW S 1000 RR	1'56.168
29	68 G. SCOTT	Kawasaki ZX-10R	1'57.067
30	8 A. NOCCO	Kawasaki ZX-10R	1'57.156
31	26 M. SBAIZ	BMW S 1000 RR	1'57.605
32	46 M. CUDEVILLE	Kawasaki ZX-10R	1'57.992
33	74 K. CALIA	Suzuki GSX-R1000	

SPEED

1	21 F. MARINO	Yamaha YZF R1	305.9
2	5 M. FACCANI	BMW S 1000 RR	304.2
3	12 M. RINALDI	Ducati Panigale R	304.2
4	2 R. TAMBURINI	Yamaha YZF R1	303.4
5	70 L. VITALI	Aorilia RSV 4 RF	303.4
6	87 L. MARCONI	Yamaha YZF R1	303.4
7	34 X. PINSACH	Kawasaki ZX-10R	302.5
8	57 M. JONES	Ducati Panigale R	301.7
9	44 A. TUCCI	Yamaha YZF R1	301.7
10	19 J. PUFFE	BMW S 1000 RR	301.7
11	54 T. RAZGATLIOGLU	Kawasaki ZX-10R	300.0
12	71 M. SCHEIB	Aorilia RSV 4 RF	299.2
13	14 K. MANFREDI	Kawasaki ZX-10R	299.2
14	90 T. FINSTERBUSCH	Kawasaki ZX-10R	299.2
15	7 M. FRITZ	Yamaha YZF R1	298.3
16	68 G. SCOTT	Kawasaki ZX-10R	298.3
17	81 A. BERNARDI	BMW S 1000 RR	297.5
18	55 I. MYKHALCHYK	Kawasaki ZX-10R	297.5
19	59 A. SCHACHT	Ducati Panigale R	296.7
20	77 W. TESSELS	Kawasaki ZX-10R	296.7
21	11 J. GUARNONI	Kawasaki ZX-10R	296.7
22	23 F. SANDI	BMW S 1000 RR	295.9
23	92 B. LEU	Yamaha YZF R1	295.1
24	41 F. D'ANNUNZIO	BMW S 1000 RR	295.1
25	18 R. CECCHINI	Kawasaki ZX-10R	294.3
26	13 F. SANCHIONI	BMW S 1000 RR	294.3
27	3 S. SUCHET	BMW S 1000 RR	294.3
28	26 M. SBAIZ	BMW S 1000 RR	294.3
29	32 M. MOSER	Kawasaki ZX-10R	291.9
30	46 M. CUDEVILLE	Kawasaki ZX-10R	291.9
31	8 A. NOCCO	Kawasaki ZX-10R	291.1
32	6 E. PUSCEDDU	Suzuki GSX-R1000	288.8

SEG. 1

1	71 M. SCHEIB	31.857
2	12 M. RINALDI	32.126
3	57 M. JONES	32.144
4	2 R. TAMBURINI	32.257
5	21 F. MARINO	32.316
6	70 L. VITALI	32.350
7	5 M. FACCANI	32.354
8	7 M. FRITZ	32.368
9	54 T. RAZGATLIOGLU	32.469
10	23 F. SANDI	32.484
11	32 M. MOSER	32.515
12	87 L. MARCONI	32.549
13	11 J. GUARNONI	32.617
14	55 I. MYKHALCHYK	32.651
15	74 K. CALIA	32.667
16	41 F. D'ANNUNZIO	32.763
17	19 J. PUFFE	32.786
18	3 S. SUCHET	32.799
19	77 W. TESSELS	32.838
20	44 A. TUCCI	32.859
21	59 A. SCHACHT	32.879
22	6 E. PUSCEDDU	32.886
23	81 A. BERNARDI	32.929
24	14 K. MANFREDI	32.941
25	13 F. SANCHIONI	32.963
26	34 X. PINSACH	33.051
27	92 B. LEU	33.146
28	18 R. CECCHINI	33.200
29	90 T. FINSTERBUSCH	33.294
30	68 G. SCOTT	33.336
31	26 M. SBAIZ	33.441
32	8 A. NOCCO	33.579
33	46 M. CUDEVILLE	33.716

SEG. 2

1	12 M. RINALDI	31.635
2	5 M. FACCANI	31.682
3	57 M. JONES	31.688
4	71 M. SCHEIB	31.700
5	21 F. MARINO	31.733
6	11 J. GUARNONI	31.733
7	2 R. TAMBURINI	31.748
8	54 T. RAZGATLIOGLU	31.866
9	55 I. MYKHALCHYK	31.874
10	41 F. D'ANNUNZIO	31.922
11	23 F. SANDI	32.033
12	7 M. FRITZ	32.075
13	14 K. MANFREDI	32.142
14	87 L. MARCONI	32.179
15	19 J. PUFFE	32.212
16	70 L. VITALI	32.232
17	3 S. SUCHET	32.245
18	77 W. TESSELS	32.268
19	59 A. SCHACHT	32.346
20	32 M. MOSER	32.401
21	44 A. TUCCI	32.405
22	90 T. FINSTERBUSCH	32.412
23	13 F. SANCHIONI	32.428
24	6 E. PUSCEDDU	32.493
25	18 R. CECCHINI	32.565
26	34 X. PINSACH	32.566
27	92 B. LEU	32.630
28	8 A. NOCCO	32.702
29	81 A. BERNARDI	32.781
30	68 G. SCOTT	32.950
31	46 M. CUDEVILLE	33.058
32	26 M. SBAIZ	33.169
33	74 K. CALIA	38.043

SEG. 3

1	12 M. RINALDI	21.635
2	55 I. MYKHALCHYK	21.741
3	7 M. FRITZ	21.769
4	21 F. MARINO	21.801
5	5 M. FACCANI	21.812
6	2 R. TAMBURINI	21.847
7	70 L. VITALI	21.902
8	54 T. RAZGATLIOGLU	21.907
9	71 M. SCHEIB	21.935
10	11 J. GUARNONI	21.980
11	57 M. JONES	22.005
12	87 L. MARCONI	22.062
13	23 F. SANDI	22.063
14	41 F. D'ANNUNZIO	22.110
15	14 K. MANFREDI	22.148
16	44 A. TUCCI	22.240
17	3 S. SUCHET	22.268
18	19 J. PUFFE	22.301
19	59 A. SCHACHT	22.307
20	77 W. TESSELS	22.315
21	32 M. MOSER	22.356
22	81 A. BERNARDI	22.382
23	13 F. SANCHIONI	22.383
24	18 R. CECCHINI	22.414
25	6 E. PUSCEDDU	22.422
26	34 X. PINSACH	22.429
27	90 T. FINSTERBUSCH	22.512
28	92 B. LEU	22.548
29	26 M. SBAIZ	22.734
30	8 A. NOCCO	22.742
31	68 G. SCOTT	22.885
32	46 M. CUDEVILLE	22.885
33	74 K. CALIA	23.207

SEG. 4

1	2 R. TAMBURINI	10.957
2	12 M. RINALDI	10.984
3	71 M. SCHEIB	10.996
4	57 M. JONES	10.996
5	21 F. MARINO	11.001
6	87 L. MARCONI	11.005
7	5 M. FACCANI	11.005
8	54 T. RAZGATLIOGLU	11.006
9	19 J. PUFFE	11.024
10	23 F. SANDI	11.027
11	41 F. D'ANNUNZIO	11.046
12	70 L. VITALI	11.049
13	34 X. PINSACH	11.049
14	3 S. SUCHET	11.088
15	11 J. GUARNONI	11.088
16	68 G. SCOTT	11.125
17	90 T. FINSTERBUSCH	11.126
18	13 F. SANCHIONI	11.129
19	44 A. TUCCI	11.132
20	74 K. CALIA	11.138
21	55 I. MYKHALCHYK	11.152
22	14 K. MANFREDI	11.156
23	92 B. LEU	11.176
24	7 M. FRITZ	11.190
25	77 W. TESSELS	11.206
26	8 A. NOCCO	11.233
27	26 M. SBAIZ	11.249
28	32 M. MOSER	11.254
29	46 M. CUDEVILLE	11.269
30	18 R. CECCHINI	11.275
31	59 A. SCHACHT	11.284
32	81 A. BERNARDI	11.284
33	6 E. PUSCEDDU	11.321

SEG. 5

1	12 M. RINALDI	15.648
2	71 M. SCHEIB	15.743
3	5 M. FACCANI	15.773
4	21 F. MARINO	15.810
5	57 M. JONES	15.812
6	54 T. RAZGATLIOGLU	15.855
7	55 I. MYKHALCHYK	15.866
8	2 R. TAMBURINI	15.881
9	11 J. GUARNONI	15.924
10	70 L. VITALI	16.044
11	7 M. FRITZ	16.048
12	32 M. MOSER	16.058
13	23 F. SANDI	16.061
14	77 W. TESSELS	16.071
15	3 S. SUCHET	16.092
16	14 K. MANFREDI	16.097
17	87 L. MARCONI	16.113
18	41 F. D'ANNUNZIO	16.140
19	59 A. SCHACHT	16.162
20	92 B. LEU	16.185
21	19 J. PUFFE	16.199
22	13 F. SANCHIONI	16.208
23	18 R. CECCHINI	16.213
24	6 E. PUSCEDDU	16.222
25	44 A. TUCCI	16.250
26	34 X. PINSACH	16.290
27	68 G. SCOTT	16.330
28	81 A. BERNARDI	16.343
29	74 K. CALIA	16.352
30	90 T. FINSTERBUSCH	16.392
31	26 M. SBAIZ	16.540
32	46 M. CUDEVILLE	16.700
33	8 A. NOCCO	16.769

01/04/2017

These data/results cannot be reproduced, stored and/or transmitted in whole or in part by any manner of electronic, mechanical, photocopying, recording, broadcasting or otherwise now known or herein after developed without the previous express consent by the copyright owner, except for reproduction in daily press and regular printed publications on sale to the public within 60 days of the event related to those data/results and always provided that copyright symbol appears together as follows below.

© DORNA WSBK ORGANIZATION Srl 2017

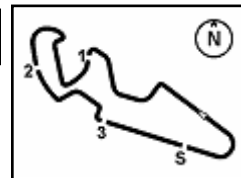
FICR PERUGIA TIMING



Official Tyre Supplier



Official Timekeeper



Spanish Round, 31 March 1-2 April 2017

Superstock 1000 - Ideal Times Qualifying

No.	Rider	Nat	Bike	Seg. 1	Seg. 2	Seg. 3	Seg. 4	Seg. 5	Ideal Time			
				Diff. 1	Diff. 2	Diff. 3	Diff. 4	Diff. 5	Best Lap	Pos.	Diff.	
1	12 M. RINALDI	ITA	Ducati Panigale R	32.126 0.108	31.635	21.635	10.984 0.109	15.648	1'52.028 1'52.245	2	0.217	
2	71 M. SCHEIB	CHI	Aprilia RSV 4 RF	31.857	31.700	21.935	10.996 0.008	15.743 0.008	1'52.231 1'52.247	3	0.016	
3	5 M. FACCANI	ITA	BMW S 1000 RR	32.354	31.682	21.812	11.005	15.773	1'52.626 1'52.626	4		
4	57 M. JONES	AUS	Ducati Panigale R	32.144	31.688 0.125	22.005 0.026	10.996	15.812	1'52.645 1'52.796	5	0.151	
5	21 F. MARINO	FRA	Yamaha YZF R1	32.316 0.242	31.733 0.094	21.801	11.001 0.070	15.810 0.084	1'52.661 1'53.151	7	0.490	
6	2 R. TAMBURINI	ITA	Yamaha YZF R1	32.257	31.748	21.847	10.957 0.002	15.881 0.120	1'52.690 1'52.812	6	0.122	
7	54 T. RAZGATLIOGLU	TUR	Kawasaki ZX-10R	32.469	31.866	21.907 0.026	11.006 0.025	15.855	1'53.103 1'53.154	8	0.051	
8	55 I. MYKHALCHYK	UKR	Kawasaki ZX-10R	32.651	31.874	21.741	11.152	15.866	1'53.284 1'53.284	9		
9	11 J. GUARNONI	FRA	Kawasaki ZX-10R	32.617	31.733	21.980 0.101	11.088	15.924 0.206	1'53.342 1'53.649	10	0.307	
10	7 M. FRITZ	GER	Yamaha YZF R1	32.368 0.118	32.075	21.769 0.175	11.190 0.059	16.048	1'53.450 1'53.802	12	0.352	
11	70 L. VITALI	ITA	Aprilia RSV 4 RF	32.350	32.232 0.058	21.902 0.013	11.049	16.044 0.026	1'53.577 1'53.674	11	0.097	
12	23 F. SANDI	ITA	BMW S 1000 RR	32.484	32.033	22.063 0.020	11.027 0.110	16.061 0.042	1'53.668 1'53.840	13	0.172	
13	87 L. MARCONI	ITA	Yamaha YZF R1	32.549 0.189	32.179	22.062	11.005	16.113	1'53.908 1'54.097	14	0.189	
14	41 F. D'ANNUNZIO	ITA	BMW S 1000 RR	32.763	31.922 0.006	22.110 0.183	11.046	16.140 0.164	1'53.981 1'54.334	15	0.353	
15	14 K. MANFREDI	ITA	Kawasaki ZX-10R	32.941	32.142	22.148	11.156 0.162	16.097 0.078	1'54.484 1'54.724	18	0.240	
16	3 S. SUCHET	SUI	BMW S 1000 RR	32.799	32.245	22.268	11.088 0.105	16.092 0.005	1'54.492 1'54.602	16	0.110	
17	19 J. PUFFE	GER	BMW S 1000 RR	32.786 0.120	32.212	22.301	11.024 0.103	16.199 0.010	1'54.522 1'54.755	19	0.233	
18	32 M. MOSER	GER	Kawasaki ZX-10R	32.515	32.401	22.356 0.042	11.254 0.079	16.058 0.006	1'54.584 1'54.711	17	0.127	
19	77 W. TESSELS	NED	Kawasaki ZX-10R	32.838	32.268	22.315 0.059	11.206 0.013	16.071	1'54.698 1'54.770	20	0.072	
20	44 A. TUCCI	ITA	Yamaha YZF R1	32.859 0.035	32.405 0.141	22.240 0.192	11.132 0.029	16.250 0.006	1'54.886 1'55.289	21	0.403	
21	59 A. SCHACHT	DEN	Ducati Panigale R	32.879	32.346	22.307 0.417	11.284 0.013	16.162	1'54.978 1'55.408	22	0.430	
22	13 F. SANCHIONI	ITA	BMW S 1000 RR	32.963 0.051	32.428	22.383 0.281	11.129 0.212	16.208 0.152	1'55.111 1'55.807	25	0.696	
23	6 E. PUSCEDDU	ITA	Suzuki GSX-R1000	32.886 0.001	32.493 0.057	22.422	11.321 0.062	16.222 0.121	1'55.344 1'55.585	24	0.241	
24	34 X. PINSACH	ESP	Kawasaki ZX-10R	33.051	32.566 0.001	22.429 0.037	11.049 0.026	16.290 0.060	1'55.385 1'55.509	23	0.124	
25	18 R. CECCHINI	ITA	Kawasaki ZX-10R	33.200	32.565 0.056	22.414 0.123	11.275 0.103	16.213 0.073	1'55.667 1'56.022	28	0.355	
26	92 B. LEU	SUI	Yamaha YZF R1	33.146 0.139	32.630	22.548	11.176 0.101	16.185	1'55.685 1'55.925	26	0.240	
27	81 A. BERNARDI	ITA	BMW S 1000 RR	32.929	32.781 0.204	22.382 0.176	11.284 0.020	16.343 0.049	1'55.719 1'56.168	29	0.449	
28	90 T. FINSTERBUSCH	GER	Kawasaki ZX-10R	33.294	32.412 0.126	22.512 0.061	11.126 0.043	16.392	1'55.736 1'55.966	27	0.230	
29	68 G. SCOTT	AUS	Kawasaki ZX-10R	33.336	32.950 0.066	22.885 0.138	11.125 0.085	16.330 0.152	1'56.626 1'57.067	30	0.441	
30	8 A. NOCCO	ITA	Kawasaki ZX-10R	33.579	32.702	22.742 0.131	11.233	16.769	1'57.025 1'57.156	31	0.131	
31	26 M. SBAIZ	ITA	BMW S 1000 RR	33.441	33.169 0.178	22.734 0.215	11.249 0.079	16.540	1'57.133 1'57.605	32	0.472	
32	46 M. CUDEVILLE	FRA	Kawasaki ZX-10R	33.716	33.058	22.885 0.032	11.269 0.077	16.700 0.255	1'57.628 1'57.992	33	0.364	
Overall Ideal Time				31.857	31.635	21.635	10.957	15.648	1'51.732			

01/04/2017

These data/results cannot be reproduced, stored and/or transmitted in whole or in part by any manner of electronic, mechanical, photocopying, recording, broadcasting or otherwise now known or herein after developed without the previous express consent by the copyright owner, except for reproduction in daily press and regular printed publications on sale to the public within 60 days of the event related to those data/results and always provided that copyright symbol appears together as follows below.

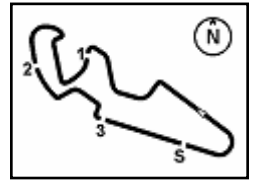
© DORNA WSBK ORGANIZATION Srl 2017





5.3

STK1000
120/01



MotorLand Aragon 5.077 m
2 / 2

Spanish Round, 31 March 1-2 April 2017
Superstock 1000 - Ideal Times Qualifying

No. Rider	Nat	Bike	Seg. 1	Seg. 2	Seg. 3	Seg. 4	Seg. 5	Ideal Time		
			Diff. 1	Diff. 2	Diff. 3	Diff. 4	Diff. 5	Best Lap	Pos.	Diff.

01/04/2017
 These data/results cannot be reproduced, stored and/or transmitted in whole or in part by any manner of electronic, mechanical, photocopying, recording, broadcasting or otherwise now known or herein after developed without the previous express consent by the copyright owner, except for reproduction in daily press and regular printed publications on sale to the public within 60 days of the event related to those data/results and always provided that copyright symbol appears together as follows below.
 © DORNA WSBK ORGANIZATION Srl 2017

FKR PERUGIA TIMING



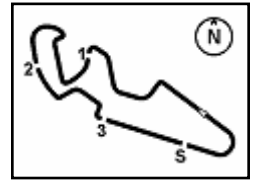
Official Tyre Supplier



Official Timekeeper



5.4
STK1000
120/01



Spanish Round, 31 March 1-2 April 2017

Superstock 1000 - Chronological Analysis Qualifying

MotorLand Aragon 5.077 m

1 / 4

1° 12 M. RINALDI (1'52.245)								
Lap	Seg. 1	Seg. 2	Seg. 3	Seg. 4	Seg. 5	Lap Time	km/h	Local Time
1	32.533	33.631	22.419	11.113	15.971	298.3	15:09'44.588	
2	32.654	31.918	22.972	11.121	15.921	299.2	15:11'38.053	
3	32.459	32.012	21.846	11.320	15.991	1'53.628	298.3	15:15'32.689
4	34.018	33.100	22.560	11.287	23.506	2'04.471 P	297.5	15:17'37.160
5	5'11.490	32.270	22.481	10.984	15.853	6'33.078 P	303.4	15:24'10.238
6	32.234	31.635	21.635	11.093	15.648	1'52.245	300.8	15:26'02.483
7	32.126	31.683	21.714	11.140	15.792	1'52.455	299.2	15:27'54.938
8	32.292	31.993	21.839	11.136	15.982	1'53.242	304.2	15:29'48.180
9	38.877	33.367	22.842	12.041	23.782	2'10.909 P	288.0	15:31'59.089
10	1'56.567	34.244	23.099	11.529	16.523	3'21.962 P	293.5	15:35'21.051

2° 71 M. SCHEIB (1'52.247)								
Lap	Seg. 1	Seg. 2	Seg. 3	Seg. 4	Seg. 5	Lap Time	km/h	Local Time
1	31.964	33.166	22.494	11.276	16.188	287.2	15:09'09.114	
2	32.326	31.915	22.328	10.996	15.743	1'52.946	299.2	15:11'02.060
3	32.307	32.019	22.539	11.547	21.887	2'10.318 P	290.3	15:13'12.378
4	3'39.300	32.976	22.312	11.202	16.144	5'01.941 P	291.1	15:18'14.319
5	31.857	31.700	21.935	11.004	15.751	1'52.247	296.7	15:20'06.566
6	32.997	32.387	22.263	11.118	16.049	1'54.814	297.5	15:22'01.380
7	32.612	32.124	22.224	11.044	15.971	1'53.975	299.2	15:23'55.355
8	32.904	32.340	22.054	11.106	15.948	1'54.352	297.5	15:25'49.707
9	32.498	32.119	22.079	11.156	16.003	1'53.855	295.1	15:27'43.562
10	32.333	32.041	22.075	11.124	15.998	1'53.571	294.3	15:29'37.133
11	48.404	32.894	22.649	15.040	23.624	2'22.611 P	264.7	15:31'59.744
12	1'58.388	32.813	22.846	11.120	16.369	3'21.536 P	299.2	15:35'21.280

3° 5 M. FACCANI (1'52.626)								
Lap	Seg. 1	Seg. 2	Seg. 3	Seg. 4	Seg. 5	Lap Time	km/h	Local Time
1	32.443	35.203	22.744	11.071	15.972	299.2	15:16'17.152	
2	5'58.207	31.859	2'16.058	13.629	24.255	3'58.244 P	260.2	15:20'15.396
3	32.354	32.843	22.065	11.024	16.029	7'20.168 P	300.0	15:27'35.564
4	32.354	31.682	21.812	11.005	15.773	1'52.626	304.2	15:29'28.190
5	32.945	31.981	21.969	11.074	15.899	1'53.868	299.2	15:31'22.058
6	32.599	31.950	22.061	11.114	15.897	1'53.621	300.8	15:33'15.679
7	32.714	32.912	22.577	11.204	16.104	1'55.511	300.0	15:35'11.190

4° 57 M. JONES (1'52.796)								
Lap	Seg. 1	Seg. 2	Seg. 3	Seg. 4	Seg. 5	Lap Time	km/h	Local Time
1	32.526	34.498	23.204	11.238	16.108	297.5	15:09'12.606	
2	32.387	31.962	22.157	11.035	15.842	1'53.522	301.7	15:11'06.128
3	32.267	31.795	22.170	11.001	15.883	1'53.236	300.0	15:12'59.364
4	32.677	32.048	22.427	11.160	15.965	1'53.867	299.2	15:14'53.231
5	32.677	32.430	22.676	11.635	23.083	2'02.501 P	235.3	15:16'55.732
6	7'13.442	36.153	23.508	11.351	15.947	8'40.401 P	299.2	15:25'36.133
7	32.144	31.813	22.031	10.996	15.812	1'52.796	301.7	15:27'28.929
8	32.232	31.688	22.060	11.079	15.853	1'52.912	301.7	15:29'21.841
9	32.198	32.715	22.800	11.145	15.889	1'54.747	300.8	15:31'16.588
10	32.179	31.871	22.005	11.075	15.876	1'53.006	301.7	15:33'09.594
11	32.310	31.983	22.146	11.129	15.940	1'53.508	301.7	15:35'03.102

5° 2 R. TAMBURINI (1'52.812)								
Lap	Seg. 1	Seg. 2	Seg. 3	Seg. 4	Seg. 5	Lap Time	km/h	Local Time
1	33.208	34.233	22.896	11.227	16.652	296.7	15:07'41.420	
2	32.644	32.503	22.339	11.012	16.158	1'55.220	300.0	15:09'36.640
3	35.788	32.532	22.285	11.138	15.987	1'54.586	300.8	15:11'31.226
4	35.788	36.442	22.617	11.092	21.758	2'07.697 P	303.4	15:13'38.923
5	3'38.036	32.930	22.379	11.146	16.101	5'00.592 P	299.2	15:18'39.515
6	32.257	31.748	21.847	10.959	16.001	1'52.812	302.5	15:20'32.327
7	32.294	32.041	22.837	11.418	22.436	2'01.026 P	290.3	15:22'33.353
8	2'30.535	32.653	22.473	10.957	15.881	3'52.499 P	303.4	15:26'25.852

6° 21 F. MARINO (1'53.151)								
Lap	Seg. 1	Seg. 2	Seg. 3	Seg. 4	Seg. 5	Lap Time	km/h	Local Time
1	32.558	32.364	21.977	11.175	15.987	300.0	15:08'29.180	
2	32.427	31.827	21.801	11.071	15.894	1'53.151	300.0	15:10'22.331
3	32.378	32.059	21.904	11.120	15.907	1'53.417	301.7	15:12'15.748
4	32.378	32.096	22.039	11.176	15.962	1'53.651	302.5	15:14'09.399
5	34.949	33.352	22.444	11.171	21.419	2'03.335 P	298.3	15:16'12.734
6	3'41.231	32.689	22.841	12.097	15.939	5'04.797 P	296.7	15:21'17.531
7	32.575	31.733	22.012	11.092	15.810	1'53.222	303.4	15:23'10.753
8	32.384	31.882	22.104	11.001	15.834	1'53.205	305.9	15:25'03.958
9	32.316	31.962	21.976	11.098	15.902	1'53.254	301.7	15:26'57.212
10	35.701	32.821	21.884	11.233	21.031	2'02.670 P	300.0	15:28'59.882

10	2'28.281	35.701	23.322	11.199	16.049	3'54.552 P	299.2	15:32'54.434
11	32.517	31.913	21.844	11.098	15.902	1'53.274	305.1	15:34'47.708
12	32.644	31.910	21.822	11.135	15.978	1'53.489	301.7	15:36'41.197

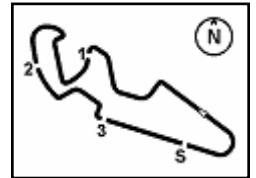
7° 54 T. RAZGATLIOGLU (1'53.154)								
Lap	Seg. 1	Seg. 2	Seg. 3	Seg. 4	Seg. 5	Lap Time	km/h	Local Time
1	33.693	34.503	23.709	11.318	16.600	292.7	15:07'09.158	
2	33.536	32.896	22.810	11.160	16.784	1'57.343	296.7	15:09'06.501
3	33.185	32.949	22.859	11.264	16.407	1'57.015	298.3	15:11'03.516
4	33.185	32.698	22.633	11.475	19.881	1'59.872	255.9	15:13'03.388
5	33.342	32.924	22.794	11.346	16.681	1'57.087	294.3	15:15'00.475
6	33.555	32.857	25.450	11.313	21.794	2'04.969 P	294.3	15:17'05.444
7	4'29.810	32.503	22.233	11.087	16.040	5'51.673 P	296.7	15:22'57.117
8	32.647	32.051	21.907	11.056	15.981	1'53.642	299.2	15:24'50.759
9	32.469	31.866	21.933	11.031	15.855	1'53.154	298.3	15:26'43.913
10	32.574	32.088	22.147	11.006	15.991	1'53.806	300.0	15:28'37.719
11	32.691	32.141	22.146	11.165	16.056	1'54.199	298.3	15:30'31.918
12	32.590	32.061	22.279	11.135	16.093	1'54.158	296.7	15:32'26.076
13	32.719	37.837	22.605	11.822	22.080	2'07.063 P	288.8	15:34'33.139

8° 55 I. MYKHALCHYK (1'53.284)								
Lap	Seg. 1	Seg. 2	Seg. 3	Seg. 4	Seg. 5	Lap Time	km/h	Local Time
1	33.446	33.574	22.795	11.305	16.483	290.3	15:08'53.424	
2	32.817	31.933	22.203	11.162	16.115	1'54.859	295.1	15:10'48.283
3	32.488	32.244	22.057	11.174	16.000	1'54.292	297.5	15:12'42.575
4	34.488	32.772	22.802	11.566	21.237	2'02.865 P	291.1	15:14'45.440
5	10'13.375	32.850	22.636	11.390	16.075	11'36.326 P	293.5	15:26'21.766
6	32.651	31.874	21.741	11.152	15.866	1'53.284	294.3	15:28'15.050
7	36.433	32.627	22.562	11.315	16.065	1'59.002	295.1	15:30'14.052
8	33.034	32.061	22.051	11.220	15.962	1'54.328	295.1	15:32'08.380
9	33.194	32.412	24.783	11.363	16.249	1'58.001	294.3	15:34'06.381
10	33.124	32.318	22.361	11.232	16.141	1'55.176	295.1	15:36'01.557

9° 11 J. GUARNONI (1'53.649)								
Lap	Seg. 1	Seg. 2	Seg. 3	Seg. 4	Seg. 5	Lap Time	km/h	Local Time
1	33.058	32.575	22.587	11.242	16.138	293.5	15:08'30.553	
2	33.031	32.179	22.149	11.195	16.041	1'54.622	293.5	15:10'25.175
3	34.360	32.268	22.252	11.261	16.091	1'54.903	294.3	15:12'20.078
4	3'55.135	35.096	24.015	11.287	22.283	2'07.041 P	294.3	15:14'27.119
5	32.831	33.444	22.849	11.246	16.053	5'18.727 P	292.7	15:19'45.846
6	32.617	31.733	22.081	11.088	16.130	1'53.649	296.7	15:21'40.026
7	32.724	31.895	22.084	11.150	15.924	1'53.777	294.3	15:23'33.675
8	32.764	32.034	21.980	11.273	15.960	1'54.011	292.7	15:25'27.452
9	39.887	32.448	22.250	11.119	16.468	2'02.172	295.9	15:27'21.463
10	32.750	32.193	22.151	11.177	16.047	1'54.318	296.7	15:31'17.952
11	37.717	46.111	30.858	11.341	16.012	2'22.039	293.5	15:33'39.993
12	32.799</							



5.4
STK1000
120/01



MotorLand Aragon 5.077 m

Spanish Round, 31 March 1-2 April 2017

Superstock 1000 - Chronological Analysis Qualifying

2 / 4

12° 23 F. SANDI (1'53.840)								
Lap	Seg. 1	Seg. 2	Seg. 3	Seg. 4	Seg. 5	Lap Time	km/h	Local Time
12	35.778	40.411	23.378	11.389	16.601	2'07.557	295.1	15:35'38.489
1	32.640	32.193	22.489	11.027	16.328	1'54.677	295.1	15:09'56.155
2	32.496	32.262	22.247	11.254	16.273	1'54.532	293.5	15:11'50.687
3	39.398	35.169	22.945	11.262	24.479	2'13.253 P	294.3	15:14'03.940
4	10'26.061	32.724	22.419	11.053	16.243	1'48.500 P	295.9	15:25'52.440
5	32.484	32.033	22.083	11.137	16.103	1'53.840	295.9	15:27'46.280
6	33.291	33.076	24.228	11.887	16.440	1'58.922	290.3	15:29'45.202
7	32.505	32.190	22.063	11.129	16.061	1'53.948	295.9	15:31'39.150
8	32.991	34.214	23.374	11.223	16.455	1'58.257	295.1	15:33'37.407
9	32.652	36.883	23.214	11.331	17.351	2'01.431	292.7	15:35'38.838

13° 87 L. MARCONI (1'54.097)								
Lap	Seg. 1	Seg. 2	Seg. 3	Seg. 4	Seg. 5	Lap Time	km/h	Local Time
13	35.778	40.411	23.378	11.389	16.601	2'07.557	295.1	15:35'38.489
1	33.160	32.653	26.057	16.904	17.147	252.9	15:07'42.021	
2	32.704	32.631	22.096	11.109	16.260	1'54.800	298.3	15:11'32.272
3	34.497	37.572	22.902	11.779	25.049	2'11.799 P	225.5	15:13'44.071
4	9'05.072	32.736	22.485	15.617	17.736	10'33.646 P		15:24'17.717
5	32.738	32.179	22.062	11.005	16.113	1'54.097	303.4	15:26'11.814
6	32.549	32.254	24.037	19.142	16.499	2'04.481	242.2	15:28'16.295
7	32.722	32.369	25.694	11.745	16.343	1'58.873	296.7	15:30'15.168
8	32.706	32.236	22.321	11.062	16.137	1'54.462	300.8	15:32'09.630
9	32.797	32.341	22.715	11.115	16.382	1'55.350	297.5	15:34'04.980
10	32.972	37.598	25.318	13.284	16.657	2'05.829	288.0	15:36'10.809

14° 41 F. D'ANNUNZIO (1'54.334)								
Lap	Seg. 1	Seg. 2	Seg. 3	Seg. 4	Seg. 5	Lap Time	km/h	Local Time
14	35.778	40.411	23.378	11.389	16.601	2'07.557	295.1	15:35'38.489
1	32.920	31.922	22.167	11.129	16.199	1'54.337	294.3	15:11'08.041
2	32.940	32.303	22.224	11.138	16.226	1'54.831	295.1	15:13'02.872
3	32.941	32.581	22.287	11.105	16.305	1'55.219	293.5	15:14'58.091
4	33.143	32.462	22.312	11.097	16.186	1'55.200	293.5	15:16'53.291
5	34.559	33.358	22.987	11.387	23.244	2'05.535 P	291.1	15:18'58.826
6	5'55.832	38.184	23.037	19.195	16.600	7'32.848 P	249.4	15:26'31.674
7	33.147	32.106	22.273	11.128	16.315	1'54.969	291.9	15:28'26.643
8	32.763	31.928	22.293	11.046	16.304	1'54.334	294.3	15:30'20.977
9	32.852	32.142	22.110	11.136	16.140	1'54.380	293.5	15:32'15.357
10	32.930	32.254	22.459	11.188	16.320	1'55.151	293.5	15:34'10.508
11	32.847	32.344	22.245	11.187	16.416	1'55.039	295.1	15:36'05.547

15° 3 S. SUCHET (1'54.602)								
Lap	Seg. 1	Seg. 2	Seg. 3	Seg. 4	Seg. 5	Lap Time	km/h	Local Time
15	35.778	40.411	23.378	11.389	16.601	2'07.557	295.1	15:35'38.489
1	33.641	33.877	23.580	11.296	16.457	291.1	15:07'30.825	
2	33.280	32.711	22.725	11.088	16.177	1'56.342	294.3	15:09'27.167
3	34.351	32.878	22.470	11.103	22.375	2'03.177 P	294.3	15:13'26.610
4	6'09.718	44.869	23.831	11.270	16.361	7'46.049 P	293.5	15:21'12.659
5	33.391	32.552	22.440	11.178	16.189	1'55.750	294.3	15:23'08.409
6	33.492	32.444	22.619	11.189	16.092	1'55.836	293.5	15:25'04.245
7	32.799	32.245	22.268	11.193	16.097	1'54.602	292.7	15:26'58.847
8	33.705	33.482	22.383	11.277	16.105	1'56.952	291.9	15:28'55.799
9	32.900	32.697	23.017	11.273	21.164	2'01.051 P	291.1	15:30'56.850
10	2'15.609	41.430	23.373	14.169	16.965	3'51.546 P	245.5	15:34'48.396
11	32.894	32.535	22.622	11.143	16.216	1'55.410	292.7	15:36'43.806

16° 32 M. MOSER (1'54.711)								
Lap	Seg. 1	Seg. 2	Seg. 3	Seg. 4	Seg. 5	Lap Time	km/h	Local Time
16	35.778	40.411	23.378	11.389	16.601	2'07.557	295.1	15:35'38.489
1	33.184	32.699	22.705	11.409	16.409	1'56.406	285.7	15:10'45.780
2	33.053	33.562	22.737	11.464	16.324	1'57.140	284.2	15:12'42.920
3	32.915	33.446	23.167	13.110	23.692	2'06.330 P	274.1	15:14'49.250
4	4'11.688	33.241	22.919	11.554	16.396	5'35.798 P	284.2	15:20'25.048
5	32.954	32.489	22.526	11.312	16.171	1'55.452	288.8	15:22'20.500
6	32.885	32.513	22.356	11.407	16.058	1'55.219	285.7	15:24'15.719
7	32.515	32.401	22.398	11.333	16.064	1'54.711	288.0	15:26'10.430
8	32.882	32.562	22.824	11.450	16.218	1'55.936	286.5	15:28'06.366
9	32.650	33.109	23.029	11.254	16.652	1'56.694	291.9	15:30'03.060
10	32.738	32.644	22.909	11.395	16.424	1'56.110	286.5	15:31'59.170
11	32.833	32.578	22.848	11.473	16.332	1'56.064	284.2	15:33'55.234
12	32.812	32.425	22.570	11.312	16.321	1'55.440	288.0	15:35'50.674

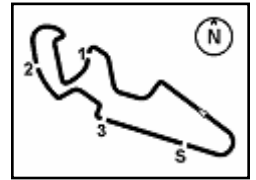
17° 14 K. MANFREDI (1'54.724)								
Lap	Seg. 1	Seg. 2	Seg. 3	Seg. 4	Seg. 5	Lap Time	km/h	Local Time
17	35.778	40.411	23.378	11.389	16.601	2'07.557	295.1	15:35'38.489
1	34.023	34.007	23.358	11.883	16.799	286.5	15:07'09.550	
2	33.454	32.766	22.573	11.371	16.561	1'57.294	291.1	15:09'06.844
3	33.224	32.586	22.582	11.300	16.404	1'56.096	291.1	15:12'59.882
4	33.020	32.391	28.554	11.493	16.358	2'01.816	289.5	15:15'01.698
5	33.124	32.558	22.765	11.445	16.317	1'56.209	289.5	15:16'57.907
6	33.254	32.622	22.680	11.571	22.908	2'03.035 P	289.5	15:19'00.942
7	2'21.917	33.665	22.790	11.331	16.440	3'46.143 P	291.9	15:22'47.085
8	33.003	32.406	22.974	11.284	16.258	1'55.925	295.9	15:24'43.010
9	33.531	32.838	22.391	11.412	16.289	1'56.461	291.1	15:26'39.471
10	33.322	32.600	22.459	11.390	16.303	1'56.074	290.3	15:28'35.545
11	32.997	32.474	22.307	11.477	16.317	1'55.572	291.1	15:30'31.117
12	32.879	32.346	22.724	11.297	16.162	1'55.408	294.3	15:32'26.525
13	33.044	34.314	23.703	13.393	17.271	2'01.725	245.5	15:34'28.250
14	37.691	32.785	22.575	11.693	16.634	2'01.378	287.2	15:36'29.628

1	33.383	32.685	22.322	11.411	16.239	1'56.040	293.5	15:09'37.530
2	32.954	32.803	22.326	11.484	16.218	1'55.785	292.7	15:11'33.315
3	33.272	32.983	36.546	20.771	19.700	2'23.272		15:13'56.587
4	33.226	32.791	23.771	11.759	23.724	2'05.271 P	288.0	15:16'01.858
5	4'08.467	36.975	23.836	11.905	17.117	5'38.300 P	291.1	15:21'40.158
6	32.941	32.142	22.148	11.318	16.175	1'54.724	295.1	15:23'34.882
7	32.957	32.574	22.397	11.317	16.206	1'55.451	293.5	15:25'30.333
8	36.142	33.460	22.687	11.400	18.508	2'02.197	279.8	15:27'32.961
9	33.203	32.513	22.462	11.156	16.097	1'55.431	299.2	15:29'27.930
10	45.824	42.535	23.173	13.471	27.017	2'32.020 P	193.9	15:31'59.981
11	2'20.889	33.310	23.146	11.442	16.415	3'45.202 P	292.7	15:35'45.183

18° 19 J. PUFFE (1'54.755)								
Lap	Seg. 1	Seg. 2	Seg. 3	Seg. 4	Seg. 5	Lap Time	km/h	Local Time
18	35.778	40.411	23.378	11.389	16.601	2'07.557	295.1	15:35'38.489
1	33.662	33.166	25.800	14.204	16.792	2'03.624	272.7	15:09'30.503
2	33.426	33.314	22.895	11.306	16.540	1'57.481	298.3	15:11'27.984
3	33.576	33.099	22.809	11.265	16.553	1'57.302	300.0	15:13'25.286
4	33.441	33.076	22.930	11.439	16.487	1'57.373	297.5	15:15'22.659
5	34.733	33.641	23.041	13.576	22.215	2'07.206 P	237.4	



5.4
STK1000
120/01



MotorLand Aragon 5.077 m

Spanish Round, 31 March 1-2 April 2017

Superstock 1000 - Chronological Analysis Qualifying

3 / 4

22° 34 X. PINSACH (1'55.509)									
Lap	Seg. 1	Seg. 2	Seg. 3	Seg. 4	Seg. 5	Lap Time	km/h	Local Time	
1	33.460	34.161	23.536	12.243	16.774	1'56.779	273.4	15:07:28.878	
2	33.116	33.719	22.751	11.813	16.636	1'58.035	260.9	15:11:23.692	
3	33.547	32.620	22.651	11.115	16.290	1'56.223	298.3	15:13:19.915	
4	33.092	32.598	22.648	11.228	16.410	1'55.976	297.5	15:15:15.891	
5	33.159	32.679	22.493	11.136	16.326	1'55.793	298.3	15:17:11.684	
6	36.875	33.568	23.193	11.437	23.403	2'08.476 P	291.9	15:19:20.160	
7	3'57.075	33.201	22.660	11.350	16.391	5'20.677 P	295.1	15:24:40.837	
8	33.107	32.791	22.458	11.089	16.398	1'55.843	299.2	15:26:36.680	
9	33.225	32.734	22.490	11.049	16.301	1'55.799	298.3	15:28:32.479	
10	33.151	32.566	22.429	11.060	16.435	1'55.641	302.5	15:30:28.120	
11	33.051	32.567	22.466	11.075	16.350	1'55.509	299.2	15:32:23.629	
12	36.695	37.746	23.294	11.315	16.430	2'05.480	298.3	15:34:29.109	
13	33.263	32.576	22.558	11.179	16.356	1'55.932	298.3	15:36:25.041	

27° 18 R. CECCHINI (1'56.022)									
Lap	Seg. 1	Seg. 2	Seg. 3	Seg. 4	Seg. 5	Lap Time	km/h	Local Time	
1	33.943	34.168	23.356	11.489	16.437	1'56.022	286.5	15:07:46.275	
2	33.618	32.987	29.367	13.558	16.824	2'06.354	243.2	15:11:56.896	
3	33.293	32.855	23.158	11.511	16.624	1'57.441	288.0	15:13:54.337	
4	33.403	33.287	25.787	11.503	23.663	2'07.543 P	290.3	15:16:01.880	
5	4'39.833	33.814			16.878	6'14.133 P	266.7	15:22:16.013	
6	33.619	32.565	22.640	11.598	16.365	1'56.787	286.5	15:24:12.800	
7	33.344	32.635	22.690	11.435	16.213	1'56.317	289.5	15:26:09.117	
8	33.200	32.621	22.537	11.378	16.286	1'56.022	291.1	15:28:05.139	
9	36.220	34.163	24.813	11.477	16.365	2'03.038	290.3	15:30:08.177	
10	33.220	32.619	22.414	11.556	16.273	1'56.082	288.0	15:32:04.259	
11	37.609	33.072	22.846	11.340	16.507	2'01.374	291.9	15:34:05.633	
12	33.443	32.742	22.731	11.275	16.407	1'56.598	294.3	15:36:02.231	

23° 6 E. PUSCEDDU (1'55.585)									
Lap	Seg. 1	Seg. 2	Seg. 3	Seg. 4	Seg. 5	Lap Time	km/h	Local Time	
1	6'00.122	35.583	24.208	11.919	23.947	282.0	15:09:13.121		
2	36.182	24.822	12.477	24.551	7'38.154 P	274.1	15:16:51.275		
3	1'54.891	33.564	38.915	18.120	16.829	3'42.319 P	242.2	15:20:33.594	
2	33.358	32.788	22.566	11.352	16.307	1'56.371	288.8	15:22:29.965	
4	33.069	33.623	32.887	21.370	20.746	2'21.695	289.5	15:24:51.660	
5	33.119	32.493	22.455	11.374	16.222	1'55.663	288.0	15:26:47.323	
6	33.025	59.685	34.177	12.057	16.457	2'35.401	285.0	15:29:22.724	
7	33.259	33.087	22.947	11.321	16.334	1'56.948	288.8	15:31:19.672	
8	32.887	32.550	22.422	11.383	16.343	1'55.585	285.7	15:33:15.257	
9	32.886	32.923	31.538	14.851	28.408	2'20.606 P	213.9	15:35:35.863	

28° 81 A. BERNARDI (1'56.168)									
Lap	Seg. 1	Seg. 2	Seg. 3	Seg. 4	Seg. 5	Lap Time	km/h	Local Time	
1	34.374	34.746	24.164	11.303	17.105	1'56.168	295.1	15:10:56.199	
2	33.593	33.677	22.948	11.588	16.614	1'58.420	293.5	15:14:54.156	
3	33.687	33.312	22.689	11.486	16.506	1'57.680	294.3	15:16:51.836	
4	36.675	34.483	24.767	11.610	24.870	2'12.405 P	289.5	15:19:04.241	
5	4'14.381	35.423	24.655	15.936	17.151	5'47.546 P	240.5	15:24:51.787	
6	33.320	32.781	22.475	11.570	16.343	1'56.489	296.7	15:26:48.276	
7	32.929	32.985	22.558	11.304	16.392	1'56.168	296.7	15:28:44.444	
8	38.034	39.691	23.273	11.284	16.600	2'08.882	297.5	15:30:53.226	
9	33.278	33.033	22.576	11.429	16.577	1'56.893	295.1	15:32:00.319	
10	33.352	33.077	22.528	11.514	16.475	1'56.946	295.1	15:34:47.165	
11	33.527	33.025	22.382	11.588	16.577	1'57.099	282.7	15:36:44.264	

24° 13 F. SANCHIONI (1'55.807)									
Lap	Seg. 1	Seg. 2	Seg. 3	Seg. 4	Seg. 5	Lap Time	km/h	Local Time	
1	33.693	34.461	27.767	12.200	16.690	283.5	15:07:51.296		
2	33.209	32.852	22.417	11.254	16.460	1'56.676	288.8	15:09:47.972	
3	33.351	32.812	22.966	11.314	19.422	1'59.865	288.0	15:13:44.457	
4	34.415	44.049	24.377	11.687	16.652	2'11.180	282.7	15:15:55.637	
5	33.498	32.798	22.619	11.384	16.473	1'56.772	288.8	15:17:52.409	
6	33.309	32.898	22.383	11.267	16.538	1'56.395	288.8	15:19:48.804	
7	33.725	33.672	22.885	11.409	23.312	2'05.003 P	289.5	15:21:53.807	
8	5'42.611	37.624	29.910	16.454	17.608	7'24.207 P	261.5	15:29:18.014	
9	34.298	34.369	25.736	11.334	16.267	2'02.004	291.1	15:31:20.018	
10	32.963	32.493	23.625	11.129	16.208	1'56.418	294.3	15:33:16.436	
11	33.014	32.428	22.664	11.341	16.360	1'55.807	291.1	15:35:12.243	

29° 68 G. SCOTT (1'57.067)									
Lap	Seg. 1	Seg. 2	Seg. 3	Seg. 4	Seg. 5	Lap Time	km/h	Local Time	
1	34.114	34.736	23.445	11.341	16.628	1'57.067	291.1	15:07:22.754	
2	34.110	33.722	23.167	11.203	16.565	1'58.771	294.3	15:09:21.525	
3	3'55.280	34.378	24.041	11.363	16.541	5'21.603 P	293.5	15:16:49.450	
4	34.064	33.701	23.246	11.259	16.836	1'59.106	295.1	15:18:48.556	
5	34.245	33.345	23.231	11.232	16.670	1'58.723	295.1	15:20:47.279	
6	34.119	33.271	23.104	11.125	16.477	1'58.096	297.5	15:22:45.775	
7	33.559	33.335	23.014	11.161	16.330	1'57.399	296.7	15:24:42.774	
8	33.639	33.579	22.885	11.275	16.443	1'57.821	297.5	15:26:40.595	
9	33.336	33.016	23.023	11.210	16.482	1'57.067	295.9	15:28:37.862	
10	33.539	32.950	23.045	11.175	16.429	1'57.138	297.5	15:30:34.800	
11	33.416	33.317	23.321	11.444	16.648	1'58.146	295.9	15:32:32.946	
12	33.748	33.190	23.218	11.240	16.505	1'57.901	298.3	15:34:30.847	
13	33.601	33.319	23.262	11.268	16.564	1'58.014	295.1	15:36:28.861	

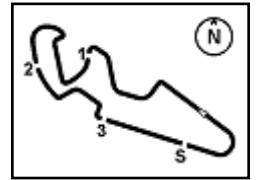
25° 92 B. LEU (1'55.925)									
Lap	Seg. 1	Seg. 2	Seg. 3	Seg. 4	Seg. 5	Lap Time	km/h	Local Time	
1	33.504	34.500	25.412	13.525	16.924	260.9	15:07:42.398		
2	33.716	32.972	22.780	11.176	16.433	1'56.865	294.3	15:09:39.263	
3	33.586	33.261	22.857	11.357	16.537	1'57.728	292.7	15:11:36.991	
4	33.562	33.333	22.945	11.335	16.227	1'57.426	295.1	15:13:34.417	
5	33.562	33.056	22.750	11.484	16.348	1'57.200	290.3	15:15:31.617	
6	35.964	35.170	24.652	12.790	16.754	2'05.330	283.5	15:17:36.947	
7	33.534	33.021	22.716	11.385	16.338	1'56.994	291.1	15:19:33.941	
8	36.103	36.533	23.873	11.671	23.598	2'11.778 P	290.3	15:21:45.719	
9	2'45.628	34.500	22.943	11.321	16.394	4'10.786 P	295.1	15:25:56.505	
8	33.285	32.630	22.548	11.277	16.185	1'55.925	292.7	15:27:52.430	
10	33.146	32.653	22.548	11.279	16.332	1'55.958	293.5	15:29:48.388	
11	35.027	35.694	22.968	13.618	18.143	2'05.450	208.9	15:31:53.838	
12	35.557	34.248	24.045	11.382	20.138	2'05.370	293.5	15:33:59.208	
13	33.568	32.984	22.859	11.293	16.449	1'57.153	294.3	15:35:56.361	

30° 8 A. NOCCO (1'57.156)									
Lap	Seg. 1	Seg. 2	Seg. 3	Seg. 4	Seg. 5	Lap Time	km/h	Local Time	
1	34.126	34.427	23.478	11.494	32.907	1'57.156	289.5	15:11:33.934	
2	34.125	33.526	22.891	11.452	17.098	1'59.093	290.3	15:13:33.027	
3	34.125	33.090	29.463	11.566	17.228	2'05.472	287.2	15:15:38.499	
4	34.498	33.629	25.760	12.205	24.531	2'10.623 P	283.5	15:17:49.122	
5	5'17.879	33.369	23.406	11.549	16.928	6'43.131 P	289.5	15:24:32.253	
6	33.579	32.702	22.873	11.233	16.769	1'57.156	291.1	15:26:29.409	
6	36.535	32.978	22.817	11.372	16.999	2'00.701	288.8	15:28:30.110	
7	34.001	33.194	22.742	11.425	38.909	2'20.271 P	289.5	15:30:50.381	

26° 90 T. FINSTERBUSCH (1'55.966)									
Lap	Seg. 1	Seg. 2	Seg. 3	Seg. 4	Seg. 5	Lap Time	km/h	Local Time	
1	34.128	33.866	23.349	11.283	16.746	292.7	15:07:22.142		
2	33.620	33.053	22.911	1					



5.4
STK1000
120/01



MotorLand Aragon 5.077 m

4 / 4

Spanish Round, 31 March 1-2 April 2017

Superstock 1000 - Chronological Analysis Qualifying

2	34.686	33.925	23.299	11.763	16.972	2'00.645	286.5	15:12'00.588
3	34.322	33.400	23.185	11.468	17.060	1'59.435	289.5	15:14'00.023
4	34.197	33.300	23.258	11.441	17.026	1'59.222	287.2	15:15'59.245
5	35.573	34.168	23.608	11.741	23.053	2'08.143 P	285.7	15:18'07.388
6	4'29.968	34.314	23.786	15.094	17.383	6'00.545 P	268.7	15:24'07.933
7	34.129	33.281	22.963	11.360	16.744	1'58.477	291.1	15:26'06.410
8	33.941	33.098	23.017	11.387	16.875	1'58.318	288.8	15:28'04.728
9	34.067	33.190	22.885	11.269	16.864	1'58.275	291.1	15:30'03.003
10	33.796	33.098	23.048	11.359	16.700	1'58.001	291.9	15:32'01.004
11	44.980	34.507	23.470	11.482	16.951	2'11.390	290.3	15:34'12.394
12	33.716	33.058	22.917	11.346	16.955	1'57.992	290.3	15:36'10.386

33°		74 K. CALIA						
Lap	Seg. 1	Seg. 2	Seg. 3	Seg. 4	Seg. 5	Lap Time	km/h	Local Time
		38.043	23.207	11.138	16.352		291.1	15:09'25.249

01/04/2017 P = Pits In/Out - C = Lap-Time Cancelled

These data/results cannot be reproduced, stored and/or transmitted in whole or in part by any manner of electronic, mechanical, photocopying, recording, broadcasting or otherwise now known or herein after developed without the previous express consent by the copyright owner, except for reproduction in daily press and regular printed publications on sale to the public within 60 days of the event related to those data/results and always provided that copyright symbol appears together as follows below.

© DORNA WSBK ORGANIZATION Srl 2017

FIKR PERUGIA TIMING



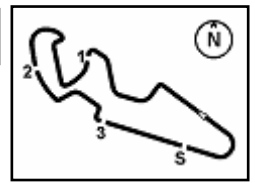
Official Tyre Supplier



Official Timekeeper



5.5
STK1000
120/01

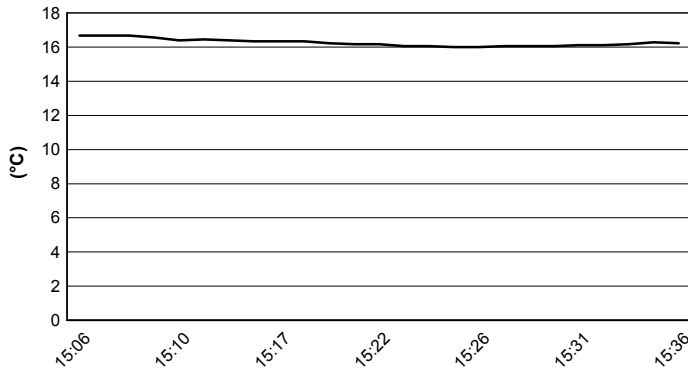


MotorLand Aragon 5.077 m

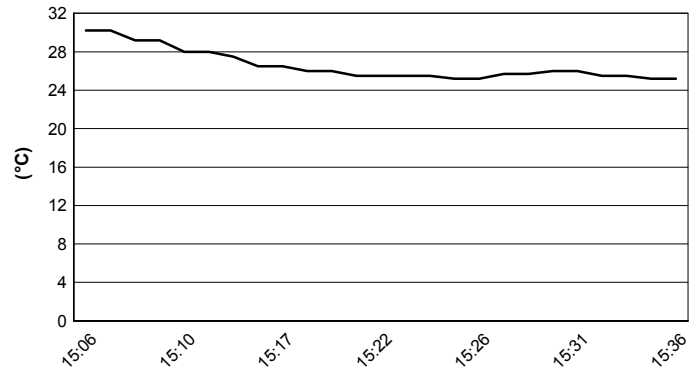
Spanish Round, 31 March 1-2 April 2017
Superstock 1000 - Weather Report Qualifying

Session started 15:05 Session ended 15:37

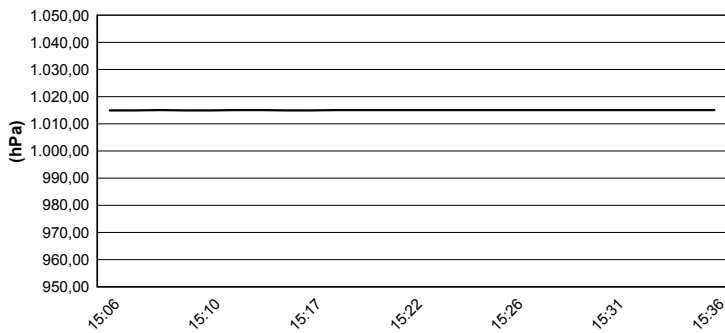
Air Temperature



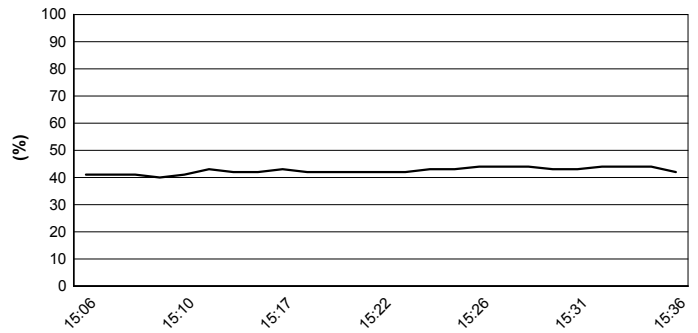
Track Temperature



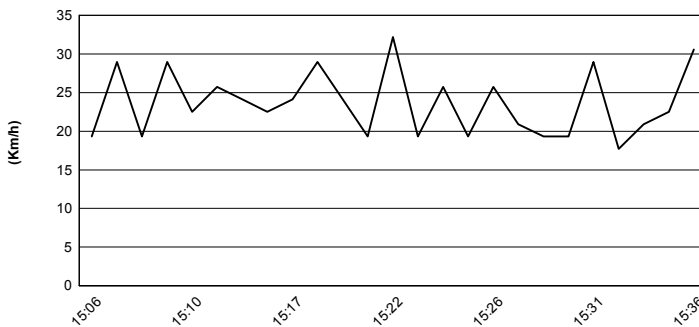
Air Pressure



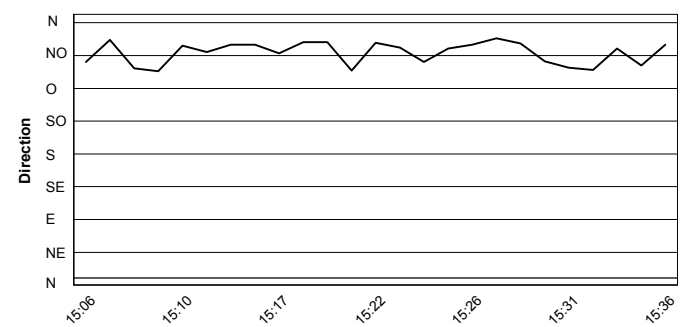
Humidity



Wind Speed



Wind Direction



01/04/2017

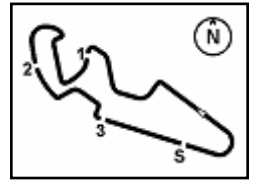
These data/results cannot be reproduced, stored and/or transmitted in whole or in part by any manner of electronic, mechanical, photocopying, recording, broadcasting or otherwise now known or herein after developed without the previous express consent by the copyright owner, except for reproduction in daily press and regular printed publications on sale to the public within 60 days of the event related to those data/results and always provided that copyright symbol appears together as follows below.

© DORNA WSBK ORGANIZATION Srl 2017





5.6
STK1000
 120/01



MotorLand Aragon 5.077 m

Spanish Round, 31 March 1-2 April 2017

Superstock 1000 - Provisional Starting Grid

13 Laps x 5,077 km = 66,001 km

Rank	Number	Name	Team	Time
1	12	RINALDI M.	Ducati	1'52.245
2	57	JONES M.	Ducati	1'52.796
3	54	RAZGATLIOGLU T.	Kawasaki	1'53.154
4	70	VITALI L.	Aprilia	1'53.674
5	87	MARCONI L.	Yamaha	1'54.097
6	32	MOSER M.	Kawasaki	1'54.711
7	77	TESSELS W.	Kawasaki	1'54.770
8	34	PINSACH X.	Kawasaki	1'55.509
9	92	LEU B.	Yamaha	1'55.925
10	81	BERNARDI A.	BMW	1'56.168
11	26	SBAIZ M.	BMW	1'57.605
	5	FACCANI M.	BMW	1'52.626
	71	SCHEIB M.	Aprilia	1'52.247
	21	MARINO F.	Yamaha	1'53.151
	2	TAMBURINI R.	Yamaha	1'52.812
	11	GUARNONI J.	Kawasaki	1'53.649
	55	MYKHALCHYK I.	Kawasaki	1'53.284
	7	FRITZ M.	Yamaha	1'53.802
	23	SANDI F.	BMW	1'53.840
	41	D'ANNUNZIO F.	BMW	1'54.334
	3	SUCHET S.	BMW	1'54.602
	14	MANFREDI K.	Kawasaki	1'54.724
	19	PUFFE J.	BMW	1'54.755
	59	SCHACHT A.	Ducati	1'55.408
	44	TUCCI A.	Yamaha	1'55.289
	13	SANCHIONI F.	BMW	1'55.807
	6	PUSCEDDU E.	Suzuki	1'55.585
	18	CECCHINI R.	Kawasaki	1'56.022
	90	FINSTERBUSCH T.	Kawasaki	1'55.966
	8	NOCCO A.	Kawasaki	1'57.156
	68	SCOTT G.	Kawasaki	1'57.067
	74	CALIA K.	Suzuki	
	46	CUDEVILLE M.	Kawasaki	1'57.992

01/04/2017 Jury President

..... Race Director

These data/results cannot be reproduced, stored and/or transmitted in whole or in part by any manner of electronic, mechanical, photocopying, recording, broadcasting or otherwise now known or herein after developed without the previous express consent by the copyright owner, except for reproduction in daily press and regular printed publications on sale to the public within 60 days of the event related to those data/results and always provided that copyright symbol appears together as follows below.

© DORNA WSBK ORGANIZATION Srl 2017

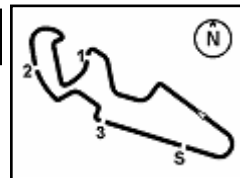
FIKR PERUGIA TIMING



Official Tyre Supplier



Official Timekeeper



Spanish Round, 31 March 1-2 April 2017

Superstock 1000 - Pole Ranking

	2014	2015	2016	2017
01 Aragon	Mercado (Arg) Duc 2'01.610 (158,2 Km/h)	Savadori (Ita) Apr 1'52.577 (162,4 Km/h)	Marino (Fra) Yam 1'52.773 (162,1 Km/h)	Rinaldi (Ita) Duc 1'52.245 (162,8 Km/h)
02 Assen	Savadori (Ita) Kaw 1'38.252 (166,4 Km/h)	Savadori (Ita) Apr 1'36.998 (168,6 Km/h)	Russo (Ita) Yam 1'38.248 (166,4 Km/h)	
03 Imola	Massei (Ita) Duc 1'50.351 (161,0 Km/h)	Jezeq (Cze) Duc 1'49.071 (162,9 Km/h)	Tamburini (Ita) Apr 1'49.672 (162,0 Km/h)	
04 Donington Park		Tamburini (Ita) Bmw 1'29.449 (161,9 Km/h)	De Rosa (Ita) Bmw 1'29.515 (161,8 Km/h)	
05 Misano World Circuit	Savadori (Ita) Kaw 1'38.974 (153,7 Km/h)	Savadori (Ita) Apr 1'36.384 (157,8 Km/h)	Faccani (Ita) Duc 1'37.321 (156,3 Km/h)	
06 Lausitzring			De Rosa (Ita) Bmw 1'38.819 (155,4 Km/h)	
07 Portimao	Savadori (Ita) Kaw 1'46.802 (154,8 Km/h)	Tamburini (Ita) Bmw 1'44.522 (158,2 Km/h)		
08 Magny-Cours	Savadori (Ita) Kaw 1'40.781 (157,6 Km/h)	Guarmoni (Fra) Yam 1'57.937 (134,6 Km/h)	Mahias (Fra) Yam 1'39.922 (158,9 Km/h)	
09 Jerez	Mercado (Arg) Duc 1'45.018 (151,6 Km/h)	Tamburini (Ita) Bmw 1'44.188 (152,8 Km/h)	Tamburini (Ita) Apr 1'43.718 (153,5 Km/h)	

2017

1 M. Rinaldi

ALL TIMES

14 S. Barrier	4 M. Pirro	1 D. Jefferies	1 F. Marino
13 A. Badovini	3 C. Burns	1 F. Foret	1 R. Russo
7 W. Tortoroglio	3 M. Fabrizio	1 J. Morley	1 M. Rinaldi
7 V. Iannuzzo	3 E. La Marra	1 G. Mason	1 M. Faccani
7 C. Corti	3 J. Guarmoni	1 C. Vermeulen	1 L. Mahias
7 L. Savadori	2 S. Nebel	1 M. Nutt	
6 X. Simeon	2 J. Ellison	1 R. Chiarello	
6 D. Petrucci	2 F. Capriotti	1 I. Sala	
5 G. Vizziello	2 L. Alfonsi	1 M. Bauer	
5 M. Berger	2 D. Oliver	1 B. Veneman	
5 R. Tamburini	2 A. Polita	1 M. Smrz	
4 K. Harris	2 I. Dionisi	1 M. Baiocco	
4 D. Van Keymeulen	2 L. Lanzi	1 I. Silva	
4 K. Sofuoglu	2 L. Scassa	1 O. Jezeq	
4 N. Canepa	2 M. Roccoli	1 L. Baz	
4 D. Giugliano	2 L. Mercado	1 B. Staring	
4 B. Roberts	2 R. De Rosa	1 F. Massei	

01/04/2017

These data/results cannot be reproduced, stored and/or transmitted in whole or in part by any manner of electronic, mechanical, photocopying, recording, broadcasting or otherwise now known or herein after developed without the previous express consent by the copyright owner, except for reproduction in daily press and regular printed publications on sale to the public within 60 days of the event related to those data/results and always provided that copyright symbol appears together as follows below.

© DORNA WSBK ORGANIZATION Srl 2017