

Spanish Round, 20-21-22 October 2017

World Supersport 300 - Free Practices & Superpole Combined Results

Jerez 4.423 m

No.	Rider	Nat	Team	Bike	FP 1	FP 2	Laps	Superpole	Gap	Time	Avg
1	41 M. GARCIA	ESP	Halcourier Racing	Yamaha YZF-R3	1'56.742	1'56.113	29	1'54.947		1'54.947	138,523
2	33 D. VALLE	ESP	Halcourier Racing	Yamaha YZF-R3	1'56.892	1'56.919	29	1'55.208	0.261	1'55.208	138,209
3	72 O. BONOLI	ITA	Team Runner Bike	KTM RC 390 R	1'56.206	1'55.768	23	1'55.382	0.435	1'55.382	138,001
4	75 S. DEROUÉ	NED	MTM HS Kawasaki	Kawasaki Ninja 300	1'56.658	1'56.596	26	1'55.669	0.722	1'55.669	137,658
5	2 A. CARRASCO	ESP	ETG Racing	Kawasaki Ninja 300	1'58.108	1'57.287	26	1'55.712	0.765	1'55.712	137,607
6	81 M. GONZALEZ	ESP	Halcourier Racing Viajes 2000	Yamaha YZF-R3	1'56.720	1'56.313	28	1'55.754	0.807	1'55.754	137,557
7	15 A. COPPOLA	ITA	SK Racing	Yamaha YZF-R3	1'56.072	1'57.011	28	1'55.773	0.826	1'55.773	137,535
8	55 G. HENDRA	INA	Team MOTOXRACING	Yamaha YZF-R3	1'57.142	1'56.340	27	1'55.849	0.902	1'55.849	137,444
9	6 R. SCHOTMAN	NED	GRT Yamaha WorldSSP300 Team	Yamaha YZF-R3	1'56.835	1'56.625	28	1'56.074	1.127	1'56.074	137,178
10	12 A. RUSMIPUTRO	INA	Pertamina Almeria Racing Team	Yamaha YZF-R3	1'56.687	1'58.018	27	1'56.940	1.993	1'56.940	136,162
11	88 M. PEREZ	ESP	WILSport Racedays	Honda CBR500R	1'57.166	1'57.313	24	1'57.410	2.463	1'57.410	135,617
12	14 E. DE LA VEGA	FRA	GRT Yamaha WorldSSP300 Team	Yamaha YZF-R3	1'56.839	1'57.243	28	1'57.560	2.613	1'57.560	135,444
13	42 J. JAHNIG	GER	Team Runner Bike	KTM RC 390 R	1'58.154	1'57.288	19	1'56.143		1'56.143	137,097
14	22 M. KALININ	UKR	Team MOTOXRACING	Yamaha YZF-R3	1'57.654	1'57.628	30	1'56.658	0.515	1'56.658	136,491
15	80 A. PONTONE	ITA	IODARacing	Yamaha YZF-R3	1'58.091	1'58.516	28	1'56.678	0.535	1'56.678	136,468
16	71 T. EDWARDS	AUS	Hel Performance - Benjan Racing	Kawasaki Ninja 300	1'59.925	1'57.766	28	1'56.794	0.651	1'56.794	136,332
17	28 P. GIACOMINI	ITA	Terra e Moto	Yamaha YZF-R3	1'58.358	1'57.325	26	1'56.993	0.850	1'56.993	136,100
18	27 F. ROVELLI	ITA	ParkinGO DS Junior Team	Yamaha YZF-R3	1'58.816	1'57.979	27	1'57.199	1.056	1'57.199	135,861
19	23 M. BASTIANELLI	ITA	3570 Made in CIV	Kawasaki Ninja 300	1'58.644	1'58.077	28	1'57.253	1.110	1'57.253	135,799
20	87 A. LICCIARDI	BEL	Team Trasimeno	Yamaha YZF-R3	1'57.826	1'57.579	28	1'57.299	1.156	1'57.299	135,745
21	20 D. LOUREIRO	RSA	DS Junior Team	Yamaha YZF-R3	1'57.754	1'57.551	26	1'57.318	1.175	1'57.318	135,723
22	13 J. FACCO	ITA	SK Racing	Yamaha YZF-R3	1'58.187	1'57.623	27	1'57.331	1.188	1'57.331	135,708
23	84 M. CARBONERA	ITA	SK Racing	Yamaha YZF-R3	1'57.122	1'57.801	28	1'57.352	1.209	1'57.352	135,684
24	79 C. TAYLOR	GBR	MTM HS Kawasaki	Kawasaki Ninja 300	1'57.548	1'57.759	28	1'57.394	1.251	1'57.394	135,636
25	18 A. MURLEY	GBR	Team Toth	Yamaha YZF-R3	1'59.094	1'58.200	25	1'57.633	1.490	1'57.633	135,360
26	17 G. NODERER	GER	Scuderia Maranga Racing	Honda CBR500R	1'59.056	1'58.995	30	1'57.851	1.708	1'57.851	135,110
27	133 R. BATTYE	AUS	BWG Racing-Grimaldi	Kawasaki Ninja 300	1'58.434	1'59.021	25	1'57.872	1.729	1'57.872	135,086
28	7 N. SETTIMO	ITA	2R Road Racing	Yamaha YZF-R3	1'59.738	1'59.641	29	1'57.878	1.735	1'57.878	135,079
29	121 K. PATOVA	FIN	Kallio Racing	Yamaha YZF-R3	1'59.380	1'58.582	29	1'57.911	1.768	1'57.911	135,041
30	25 B. SÁNCHEZ	ESP	Halcourier Racing	Yamaha YZF-R3	1'59.085	1'58.279	28	1'58.021	1.878	1'58.021	134,915
31	58 T. FINOCCHIARO	GBR	2R Road Racing	Yamaha YZF-R3	2'01.080	2'00.657	29	1'58.273	2.130	1'58.273	134,628
32	54 H. CABUK	TUR	Kawasaki Puccetti Racing	Kawasaki Ninja 300	1'58.541	1'58.441	18	1'58.476	2.333	1'58.476	134,397
33	53 V. GRIMOUX	FRA	Team Toth	Yamaha YZF-R3	2'01.641	2'00.804	28	1'58.500	2.357	1'58.500	134,370
34	49 M. CARUSI	ITA	3570 Made in CIV	Kawasaki Ninja 300	2'00.090	1'58.593	27	1'58.645	2.502	1'58.645	134,205
35	35 A. TRIGLIA	ITA	Scuderia Maranga Racing	Honda CBR500R	1'59.098	1'59.462	28	1'58.667	2.524	1'58.667	134,181
36	130 R. FERREIRA	BRA	Kallio Racing	Yamaha YZF-R3	1'59.973	2'00.131	30	1'58.723	2.580	1'58.723	134,117
37	77 A. SIBAJA MORENO	ESP	DEZA-Cordoba Patrimonio de la Humanidad	Honda CBR500R	2'02.759	2'02.068	26	1'59.721	3.578	1'59.721	132,999
38	9 R. DOORAKKERS	NED	MVR Racing	Yamaha YZF-R3	1'59.856	2'01.382	29	1'59.734	3.591	1'59.734	132,985
39	19 E. ROVELLI	ITA	ParkinGO DS Junior Team	Yamaha YZF-R3	2'02.208	2'01.019	25	2'00.893	4.750	2'00.893	131,710

21/10/2017

The results are provisional until the end of the time limit for protests and appeals and the completion of the technical checks.

These data/results cannot be reproduced, stored and/or transmitted in whole or in part by any manner of electronic, mechanical, photocopying, recording, broadcasting or otherwise now known or herein after developed without the previous express consent by the copyright owner, except for reproduction in daily press and regular printed publications on sale to the public within 60 days of the event related to those data/results and always provided that copyright symbol appears together as follows below.

© DORNA WSBK ORGANIZATION Srl 2017

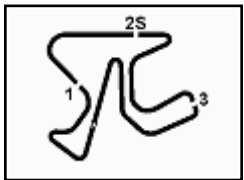
FICR PERUGIA TIMING



Official Tyre Supplier



Official Timekeeper



Jerez 4.423 m

Spanish Round, 20-21-22 October 2017

World Supersport 300 - Starting Grid

11 Laps x 4,423 km = 48,653 km

1	41 GARCIA M. Yamaha 1'54.947 SP2	2	33 VALLE D. Yamaha 1'55.208 SP2	3	72 BONOLI O. KTM 1'55.382 SP2
2	75 DEROUÉ S. Kawasaki 1'55.669 SP2	5	2 CARRASCO A. Kawasaki 1'55.712 SP2	6	81 GONZALEZ M. Yamaha 1'55.754 SP2
3	15 COPPOLA A. Yamaha 1'55.773 SP2	8	55 HENDRA G. Yamaha 1'55.849 SP2	9	6 SCHOTMAN R. Yamaha 1'56.074 SP2
4	12 RUSMIPUTRO A. Yamaha 1'56.940 SP2	11	88 PEREZ M. Honda 1'57.410 SP2	12	14 DE LA VEGA E. Yamaha 1'57.560 SP2
5	42 JAHNIG J. KTM 1'56.143 SP1	14	22 KALININ M. Yamaha 1'56.658 SP1	15	80 PONTONE A. Yamaha 1'56.678 SP1
6	71 EDWARDS T. Kawasaki 1'56.794 SP1	17	28 GIACOMINI P. Yamaha 1'56.993 SP1	18	27 ROVELLI F. Yamaha 1'57.199 SP1
7	23 BASTIANELLI M. Kawasaki 1'57.253 SP1	20	87 LICCIARDI A. Yamaha 1'57.299 SP1	21	20 LOUREIRO D. Yamaha 1'57.318 SP1
8	13 FACCO J. Yamaha 1'57.331 SP1	23	84 CARBONERA M. Yamaha 1'57.352 SP1	24	79 TAYLOR C. Kawasaki 1'57.394 SP1
9	18 MURLEY A. Yamaha 1'57.633 SP1	26	17 NODERER G. Honda 1'57.851 SP1	27	133 BATTYE R. Kawasaki 1'57.872 SP1
10	7 SETTIMO N. Yamaha 1'57.878 SP1	29	121 PATOVA K. Yamaha 1'57.911 SP1	30	25 SÁNCHEZ B. Yamaha 1'58.021 SP1
11	58 FINOCCHIARO T. Yamaha 1'58.273 SP1	32	54 CABUK H. Kawasaki 1'58.476 SP1	33	53 GRIMOUX V. Yamaha 1'58.500 SP1
12	49 CARUSI M. Kawasaki 1'58.645 SP1	35	35 TRIGLIA A. Honda 1'58.667 SP1	36	130 FERREIRA R. Yamaha 1'58.723 SP1
13	77 SIBAJA MORENO A. Honda 1'59.721 SP1	38	9 DOORAKKERS R. Yamaha 1'59.734 SP1	39	19 ROVELLI E. Yamaha 2'00.893 SP1

21/10/2017 Jury President

..... Race Director

These data/results cannot be reproduced, stored and/or transmitted in whole or in part by any manner of electronic, mechanical, photocopying, recording, broadcasting or otherwise now known or herein after developed without the previous express consent by the copyright owner, except for reproduction in daily press and regular printed publications on sale to the public within 60 days of the event related to those data/results and always provided that copyright symbol appears together as follows below.

© DORNA WSBK ORGANIZATION Srl 2017

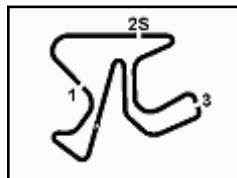
FICR PERUGIA TIMING



Official Tyre Supplier



Official Timekeeper



Spanish Round, 20-21-22 October 2017

World Supersport 300 - Results Superpole 2

Jerez 4.423 m

1 / 2

No.	Rider	Nat	Team	Bike	Time	Gap	Rel.	Laps	Speed	
									Avg	Max
1	41 M. GARCIA	ESP	Halcourier Racing	Yamaha YZF-R3	1'54.947			8	138,523	178,3
2	33 D. VALLE	ESP	Halcourier Racing	Yamaha YZF-R3	1'55.208	0.261	0.261	8	138,209	186,0
3	72 O. BONOLI	ITA	Team Runner Bike	KTM RC 390 R	1'55.382	0.435	0.174	7	138,001	182,7
4	75 S. DEROUÉ	NED	MTM HS Kawasaki	Kawasaki Ninja 300	1'55.669	0.722	0.287	8	137,658	183,6
5	2 A. CARRASCO	ESP	ETG Racing	Kawasaki Ninja 300	1'55.712	0.765	0.043	8	137,607	182,1
6	81 M. GONZALEZ	ESP	Halcourier Racing Viajes 2000	Yamaha YZF-R3	1'55.754	0.807	0.042	8	137,557	179,4
7	15 A. COPPOLA	ITA	SK Racing	Yamaha YZF-R3	1'55.773	0.826	0.019	7	137,535	178,8
8	55 G. HENDRA	INA	Team MOTOXRACING	Yamaha YZF-R3	1'55.849	0.902	0.076	7	137,444	185,1
9	6 R. SCHOTMAN	NED	GRT Yamaha WorldSSP300 Team	Yamaha YZF-R3	1'56.074	1.127	0.225	7	137,178	182,1
10	12 A. RUSMIPUTRO	INA	Pertamina Almeria Racing Team	Yamaha YZF-R3	1'56.940	1.993	0.866	7	136,162	176,0
11	88 M. PEREZ	ESP	WILSport Racedays	Honda CBR500R	1'57.410	2.463	0.470	7	135,617	177,7
12	14 E. DE LA VEGA	FRA	GRT Yamaha WorldSSP300 Team	Yamaha YZF-R3	1'57.560	2.613	0.150	6	135,444	178,0

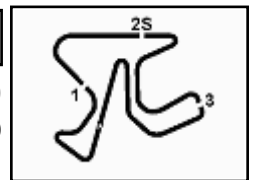
AIR	Humidity:	75%	Temp:	23°C
TRACK	Condition:	Dry	Temp:	29°C

21/10/2017 Start End The results are provisional until the end of the time limit for protests and appeals and the completion of the technical checks.

These data/results cannot be reproduced, stored and/or transmitted in whole or in part by any manner of electronic, mechanical, photocopying, recording, broadcasting or otherwise now known or herein after developed without the previous express consent by the copyright owner, except for reproduction in daily press and regular printed publications on sale to the public within 60 days of the event related to those data/results and always provided that copyright symbol appears together as follows below.

© DORNA WSBK ORGANIZATION Srl 2017





Spanish Round, 20-21-22 October 2017

World Supersport 300 - Results Superpole 2

Session Highlights

Local Time	No. Rider	Description
11.55.00		Start
12.02.44	72 O. BONOLI	Lap Cancelled - Exceeded Track Limits - Turn 10
12.05.20	81 M. GONZALEZ	Lap Cancelled (1'54.994) - Exceeded Track Limits - Turn 12
12.06.56	88 M. PEREZ	Lap Cancelled - Exceeded Track Limits - Turn 1
12.08.45	81 M. GONZALEZ	Lap Cancelled - Exceeded Track Limits - Turn 10
12.11.38		2017 World Supersport 300 Tissot Superpole Award Winner: M.Perez
12.11.43		End Of Session

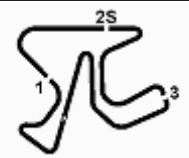
Fastest Laps Sequence

No.	Rider	Nat	Team	Bike	Local Time	Time	Gap	Avg
81	M. GONZALEZ	ESP	Halcourier Racing Viajes 2000	Yamaha YZF-R3	11:59'05.408	1'56.242		136,980
41	M. GARCIA	ESP	Halcourier Racing	Yamaha YZF-R3	11:59'06.323	1'55.706	-0.536	137,614
41	M. GARCIA	ESP	Halcourier Racing	Yamaha YZF-R3	12:01'01.270	1'54.947	-0.759	138,523

21/10/2017 Start End The results are provisional until the end of the time limit for protests and appeals
11.55 12:11 and the completion of the technical checks.

These data/results cannot be reproduced, stored and/or transmitted in whole or in part by any manner of electronic, mechanical, photocopying, recording, broadcasting or otherwise now known or herein after developed without the previous express consent by the copyright owner, except for reproduction in daily press and regular printed publications on sale to the public within 60 days of the event related to those data/results and always provided that copyright symbol appears together as follows below.

© DORNA WSBK ORGANIZATION Srl 2017



Jerez 4.423 m

Spanish Round, 20-21-22 October 2017

World Supersport 300 - Best Sector & Speed Superpole 2

BEST LAP

1	41 M. GARCIA	Yamaha YZF-R3	1'54.947
2	33 D. VALLE	Yamaha YZF-R3	1'55.208
3	72 O. BONOLI	KTM RC 390 R	1'55.382
4	75 S. DEROUE	Kawasaki Ninja 300	1'55.669
5	2 A. CARRASCO	Kawasaki Ninja 300	1'55.712
6	81 M. GONZALEZ	Yamaha YZF-R3	1'55.754
7	15 A. COPPOLA	Yamaha YZF-R3	1'55.773
8	55 G. HENDRA	Yamaha YZF-R3	1'55.849
9	6 R. SCHOTMAN	Yamaha YZF-R3	1'56.074
10	12 A. RUSMIPUTRO	Yamaha YZF-R3	1'56.940
11	88 M. PEREZ	Honda CBR500R	1'57.410
12	14 E. DE LA VEGA	Yamaha YZF-R3	1'57.560

SPEED

1	33 D. VALLE	Yamaha YZF-R3	186,0
2	55 G. HENDRA	Yamaha YZF-R3	185,1
3	75 S. DEROUE	Kawasaki Ninja 300	183,6
4	72 O. BONOLI	KTM RC 390 R	182,7
5	6 R. SCHOTMAN	Yamaha YZF-R3	182,1
6	2 A. CARRASCO	Kawasaki Ninja 300	182,1
7	81 M. GONZALEZ	Yamaha YZF-R3	179,4
8	15 A. COPPOLA	Yamaha YZF-R3	178,8
9	41 M. GARCIA	Yamaha YZF-R3	178,3
10	14 E. DE LA VEGA	Yamaha YZF-R3	178,0
11	88 M. PEREZ	Honda CBR500R	177,7
12	12 A. RUSMIPUTRO	Yamaha YZF-R3	176,0

SEG. 1

1	75 S. DEROUE	28.758
2	41 M. GARCIA	28.828
3	2 A. CARRASCO	28.829
4	72 O. BONOLI	28.874
5	81 M. GONZALEZ	28.895
6	33 D. VALLE	28.943
7	55 G. HENDRA	28.996
8	15 A. COPPOLA	29.033
9	6 R. SCHOTMAN	29.037
10	88 M. PEREZ	29.367
11	12 A. RUSMIPUTRO	29.441
12	14 E. DE LA VEGA	29.505

SEG. 2

1	33 D. VALLE	16.760
2	55 G. HENDRA	16.800
3	41 M. GARCIA	16.892
4	75 S. DEROUE	16.956
5	6 R. SCHOTMAN	17.009
6	81 M. GONZALEZ	17.010
7	2 A. CARRASCO	17.060
8	15 A. COPPOLA	17.071
9	72 O. BONOLI	17.112
10	14 E. DE LA VEGA	17.119
11	88 M. PEREZ	17.169
12	12 A. RUSMIPUTRO	17.241

SEG. 3

1	41 M. GARCIA	32.154
2	72 O. BONOLI	32.221
3	81 M. GONZALEZ	32.229
4	33 D. VALLE	32.306
5	75 S. DEROUE	32.343
6	15 A. COPPOLA	32.376
7	55 G. HENDRA	32.410
8	2 A. CARRASCO	32.413
9	6 R. SCHOTMAN	32.585
10	12 A. RUSMIPUTRO	32.645
11	88 M. PEREZ	32.728
12	14 E. DE LA VEGA	32.807

SEG. 4

1	33 D. VALLE	36.854
2	41 M. GARCIA	36.912
3	72 O. BONOLI	36.992
4	81 M. GONZALEZ	37.066
5	2 A. CARRASCO	37.146
6	55 G. HENDRA	37.161
7	15 A. COPPOLA	37.217
8	14 E. DE LA VEGA	37.234
9	6 R. SCHOTMAN	37.266
10	75 S. DEROUE	37.445
11	12 A. RUSMIPUTRO	37.613
12	88 M. PEREZ	37.885

21/10/2017

These data/results cannot be reproduced, stored and/or transmitted in whole or in part by any manner of electronic, mechanical, photocopying, recording, broadcasting or otherwise now known or herein after developed without the previous express consent by the copyright owner, except for reproduction in daily press and regular printed publications on sale to the public within 60 days of the event related to those data/results and always provided that copyright symbol appears together as follows below.

© DORNA WSBK ORGANIZATION Srl 2017

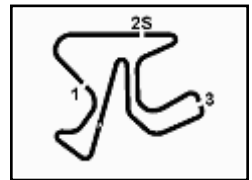
FICR PERUGIA TIMING



Official Tyre Supplier



Official Timekeeper



Spanish Round, 20-21-22 October 2017

World Supersport 300 - Ideal Times Superpole 2

Jerez 4.423 m

Rider No.	Nat	Bike	Seg. 1 Diff. 1	Seg. 2 Diff. 2	Seg. 3 Diff. 3	Seg. 4 Diff. 4	Ideal Time			
							Best Lap	Pos.	Diff.	
1	41 M. GARCIA	ESP	Yamaha YZF-R3	28.828 0.116	16.892	32.154 0.044	36.912 0.001	1'54.786 1'54.947	1	0.161
2	33 D. VALLE	ESP	Yamaha YZF-R3	28.943 0.194	16.760 0.151	32.306	36.854	1'54.863 1'55.208	2	0.345
3	72 O. BONOLI	ITA	KTM RC 390 R	28.874	17.112	32.221 0.011	36.992 0.172	1'55.199 1'55.382	3	0.183
4	81 M. GONZALEZ	ESP	Yamaha YZF-R3	28.895 0.245	17.010 0.089	32.229 0.220	37.066	1'55.200 1'55.754	6	0.554
5	55 G. HENDRA	INA	Yamaha YZF-R3	28.996 0.054	16.800 0.414	32.410	37.161 0.014	1'55.367 1'55.849	8	0.482
6	2 A. CARRASCO	ESP	Kawasaki Ninja 300	28.829 0.103	17.060 0.031	32.413 0.009	37.146 0.121	1'55.448 1'55.712	5	0.264
7	75 S. DEROUÉ	NED	Kawasaki Ninja 300	28.758 0.158	16.956	32.343	37.445 0.009	1'55.502 1'55.669	4	0.167
8	15 A. COPPOLA	ITA	Yamaha YZF-R3	29.033	17.071 0.076	32.376	37.217	1'55.697 1'55.773	7	0.076
9	6 R. SCHOTMAN	NED	Yamaha YZF-R3	29.037 0.101	17.009 0.049	32.585 0.027	37.266	1'55.897 1'56.074	9	0.177
10	14 E. DE LA VEGA	FRA	Yamaha YZF-R3	29.505	17.119	32.807	37.234 0.895	1'56.665 1'57.560	12	0.895
11	12 A. RUSMIPUTRO	INA	Yamaha YZF-R3	29.441	17.241	32.645	37.613	1'56.940 1'56.940	10	
12	88 M. PEREZ	ESP	Honda CBR500R	29.367	17.169	32.728 0.261	37.885	1'57.149 1'57.410	11	0.261
Overall Ideal Time				28.758	16.760	32.154	36.854	1'54.526		

21/10/2017

These data/results cannot be reproduced, stored and/or transmitted in whole or in part by any manner of electronic, mechanical, photocopying, recording, broadcasting or otherwise now known or herein after developed without the previous express consent by the copyright owner, except for reproduction in daily press and regular printed publications on sale to the public within 60 days of the event related to those data/results and always provided that copyright symbol appears together as follows below.

© DORNA WSBK ORGANIZATION Srl 2017

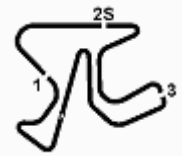
FIAT PERUGIA TIMING



Official Tyre Supplier



Official Timekeeper



Spanish Round, 20-21-22 October 2017

World Supersport 300 - Chronological Analysis Superpole 2

Jerez 4.423 m

1 / 2

1° 41 M. GARCIA (1'54.947)							
Lap	Seg.1	Seg.2	Seg.3	Seg.4	Lap Time	km/h	Local Time
							11:55'07.609
1	34.412	17.753	33.122	37.721	2'03.008P	174,1	11:57'10.617
2	29.286	17.037	32.471	36.912	1'55.706	176,8	11:59'06.323
3	28.944	16.892	32.198	36.913	1'54.947	178,3	12:01'01.270
4	29.007	17.070	32.634	37.407	1'56.118	175,2	12:02'57.388
5	30.979	17.014	32.491	37.192	1'57.676	176,6	12:04'55.064
6	28.875	16.918	32.154	37.099	1'55.046	175,7	12:06'50.110
7	28.828	17.035	32.310	56.623	2'14.796P	174,9	12:09'04.906
8	32.520	17.205	32.748	37.804	2'00.277P	174,6	12:11'05.183

2° 33 D. VALLE (1'55.208)							
Lap	Seg.1	Seg.2	Seg.3	Seg.4	Lap Time	km/h	Local Time
							11:55'04.207
1	37.300	17.467	32.938	37.736	2'05.441P	176,6	11:57'09.648
2	29.258	17.211	32.626	37.447	1'56.542	178,6	11:59'06.190
3	29.137	16.911	32.306	36.854	1'55.208	186,0	12:01'01.398
4	29.024	16.994	32.755	37.187	1'55.960	176,0	12:02'57.358
5	29.119	17.217	32.793	37.393	1'56.522	176,6	12:04'53.880
6	29.010	17.060	32.704	37.555	1'56.329	178,3	12:06'50.209
7	30.540	17.047	32.348	39.692	1'59.627	178,8	12:08'49.836
8	28.943	16.760	32.628	37.754	1'56.085	184,8	12:10'45.921

3° 72 O. BONOLI (1'55.382)							
Lap	Seg.1	Seg.2	Seg.3	Seg.4	Lap Time	km/h	Local Time
							11:55'57.024
1	37.117	35.898	58.486	46.564	2'58.065P	140,0	11:58'55.089
2	30.246	17.890	33.276	37.482	1'58.894	170,6	12:00'53.983
3	29.031	17.223	32.522	37.182	1'55.958C	182,7	12:02'49.941
4	29.019	17.262	32.372	37.116	1'55.769	180,3	12:04'45.710
5	28.874	17.112	32.232	37.164	1'55.382	180,0	12:06'41.092
6	28.961	17.178	32.393	36.992	1'55.524	178,8	12:08'36.616
7	28.950	17.117	32.221	37.237	1'55.525	180,9	12:10'32.141

4° 75 S. DEROUE (1'55.669)							
Lap	Seg.1	Seg.2	Seg.3	Seg.4	Lap Time	km/h	Local Time
							11:55'13.104
1	33.645	17.644	33.482	38.128	2'02.899P	179,7	11:57'16.003
2	29.423	17.428	32.918	37.714	1'57.483	179,4	11:59'13.486
3	29.212	17.235	32.884	37.451	1'56.782	180,3	12:01'10.268
4	29.104	17.167	32.848	38.122	1'57.241	180,6	12:03'07.509
5	29.091	17.133	32.688	38.150	1'57.062	179,1	12:05'04.571
6	28.758	17.214	32.653	37.445	1'56.070	178,6	12:07'00.641
7	29.007	17.125	32.457	39.154	1'57.743	180,3	12:08'58.384
8	28.916	16.956	32.343	37.454	1'55.669	183,6	12:10'54.053

5° 2 A. CARRASCO (1'55.712)							
Lap	Seg.1	Seg.2	Seg.3	Seg.4	Lap Time	km/h	Local Time
							11:55'12.690
1	33.417	17.490	32.739	37.561	2'01.207P	178,3	11:57'13.897
2	29.089	17.202	32.457	37.206	1'55.954	180,0	11:59'09.851
3	28.932	17.091	32.422	37.267	1'55.712	180,9	12:01'05.563
4	30.984	20.265	33.087	38.226	2'02.562	145,5	12:03'08.125
5	28.829	17.060	32.611	37.570	1'56.070	182,1	12:05'04.195
6	29.058	17.316	32.864	38.090	1'57.328	178,6	12:07'01.523
7	29.095	17.146	32.436	37.146	1'55.823	180,0	12:08'57.346
8	28.906	17.195	32.413	37.392	1'55.906	180,0	12:10'53.252

6° 81 M. GONZALEZ (1'55.754)							
Lap	Seg.1	Seg.2	Seg.3	Seg.4	Lap Time	km/h	Local Time
							11:55'04.030
1	36.950	17.540	33.118	37.528	2'05.136P	174,6	11:57'09.166
2	29.215	17.215	32.550	37.262	1'56.242	176,6	11:59'05.408

3	29.140	17.099	32.449	37.066	1'55.754	178,0	12:01'01.162
4	29.159	17.319	33.469	37.724	1'57.671	169,3	12:02'58.833
5	28.895	17.010	32.229	36.860	1'54.994C	178,3	12:04'53.827
6	29.002	17.079	32.520	39.131	1'57.732	177,7	12:06'51.559
7	28.908	17.035	32.200	37.296	1'55.439C	179,4	12:08'46.998
8	29.325	18.467	34.986	38.202	2'00.980	138,9	12:10'47.978

7° 15 A. COPPOLA (1'55.773)							
Lap	Seg.1	Seg.2	Seg.3	Seg.4	Lap Time	km/h	Local Time
							11:55'55.361
1	38.605	32.309	1'03.358	45.315	2'59.587P		11:58'54.948
2	29.941	17.557	33.102	37.940	1'58.540	173,5	12:00'53.488
3	29.479	17.365	33.470	38.236	1'58.550	174,9	12:02'52.038
4	29.313	17.160	32.643	37.235	1'56.351	178,0	12:04'48.389
5	29.033	17.147	32.376	37.217	1'55.773	177,1	12:06'44.162
6	29.268	17.557	36.354	41.888	2'05.067	169,3	12:08'49.229
7	29.138	17.071	32.901	37.625	1'56.735	178,8	12:10'45.964

8° 55 G. HENDRA (1'55.849)							
Lap	Seg.1	Seg.2	Seg.3	Seg.4	Lap Time	km/h	Local Time
							11:55'34.224
1	45.072	35.008	1'11.847	49.631	3'21.558P		11:58'55.782
2	29.682	17.495	32.830	38.113	1'58.120	178,0	12:00'53.902
3	29.414	17.043	32.541	37.161	1'56.159	185,1	12:02'50.061
4	29.050	17.214	32.410	37.175	1'55.849	182,7	12:04'45.910
5	29.072	17.123	34.558	38.510	1'59.263	179,4	12:06'45.173
6	28.996	17.018	32.466	46.111	2'04.591	180,9	12:08'49.764
7	29.160	16.800	32.843	38.339	1'57.142	182,7	12:10'46.906

9° 6 R. SCHOTMAN (1'56.074)							
Lap	Seg.1	Seg.2	Seg.3	Seg.4	Lap Time	km/h	Local Time
							11:55'33.768
1	44.706	35.244	1'13.765	39.830	3'13.545P		11:58'47.313
2	30.057	17.624	33.473	38.196	1'59.350	171,9	12:00'46.663
3	34.108	18.158	34.719	37.616	2'04.601	164,5	12:02'51.264
4	29.138	17.058	32.612	37.266	1'56.074	176,6	12:04'47.338
5	29.060	17.035	32.585	37.528	1'56.208	176,8	12:06'43.546
6	30.188	17.502	36.382	42.072	2'06.144	166,7	12:08'49.690
7	29.037	17.009	32.747	38.434	1'57.227	182,1	12:10'46.917

10° 12 A. RUSMIPUTRO (1'56.940)							
Lap	Seg.1	Seg.2	Seg.3	Seg.4	Lap Time	km/h	Local Time
							11:55'26.021
1	35.595	18.402	36.337	1'01.514	2'31.848P	170,1	11:57'57.869
2	30.769	17.834	33.865	38.338	2'00.806	172,4	11:59'58.675
3	29.905	17.758	33.160	38.307	1'59.130	172,4	12:01'57.805
4	35.272	18.876	32.761	50.421	2'17.330	174,9	12:04'15.135
5	31.139	17.720	37.740	38.035	2'04.634	172,4	12:06'19.769
6	30.411	17.928	37.004	38.968	2'04.311	158,2	12:08'24.080
7	29.441	17.241	32.645	37.613	1'56.940	176,0	12:10'21.020

11° 88 M. PEREZ (1'57.410)							
Lap	Seg.1	Seg.2	Seg.3	Seg.4	Lap Time	km/h	Local Time
							11:55'25.979
1	35.136	19.230	37.677	1'02.301	2'34.344P	128,5	11:58'00.323
2	29.367	17.169	32.989	37.885	1'57.410	177,7	11:59'57.733
3	37.113	17.946	33.538	38.228	2'06.825	174,6	12:02'04.558
4	29.378	17.328	32.728	49.831	2'09.265	176,8	12:04'13.823
5	31.389	18.181	36.976	38.260	2'04.806	172,7	12:06'18.629
6	33.833	17.499	34.769	38.666	2'04.767C	177,1	12:08'23.396
7	29.407	17.444	32.777	37.897	1'57.525	177,4	12:10'20.921

12° 14 E. DE LA VEGA (1'57.560)							
Lap	Seg.1	Seg.2	Seg.3	Seg.4	Lap Time	km/h	Local Time
							11:55'51.982

21/10/2017 P = Pits In/Out - C = Lap-Time Cancelled

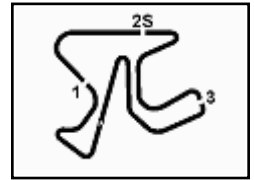
These data/results cannot be reproduced, stored and/or transmitted in whole or in part by any manner of electronic, mechanical, photocopying, recording, broadcasting or otherwise now known or herein after developed without the previous express consent by the copyright owner, except for reproduction in daily press and regular printed publications on sale to the public within 60 days of the event related to those data/results and always provided that copyright symbol appears together as follows below.

© DORNA WSBK ORGANIZATION Srl 2017

FICR PERUGIA TIMING



Official Ty



Jerez 4.423 m

2 / 2

Spanish Round, 20-21-22 October 2017

World Supersport 300 - Chronological Analysis Superpole 2

1	44.555	25.658	40.398	1'56.360	3'46.971P	110,7	11:59'38.953
2	54.105	20.602	34.540	37.900	2'27.147P	164,8	12:02'06.100
3	29.505	17.119	32.807	38.129	1'57.560	177,7	12:04'03.660
4	43.285	18.673	37.267	37.658	2'16.883	127,7	12:06'20.543
5	32.809	17.281	33.727	55.478	2'19.295P	178,0	12:08'39.838
6	37.457	17.285	35.514	37.234	2'07.490P	175,4	12:10'47.328

21/10/2017

P = Pits In/Out - C = Lap-Time Cancelled

These data/results cannot be reproduced, stored and/or transmitted in whole or in part by any manner of electronic, mechanical, photocopying, recording, broadcasting or otherwise now known or herein after developed without the previous express consent by the copyright owner, except for reproduction in daily press and regular printed publications on sale to the public within 60 days of the event related to those data/results and always provided that copyright symbol appears together as follows below.

© DORNA WSBK ORGANIZATION Srl 2017

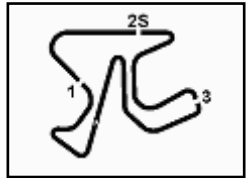
FKR PERUGIA TIMING



Official Tyre Supplier



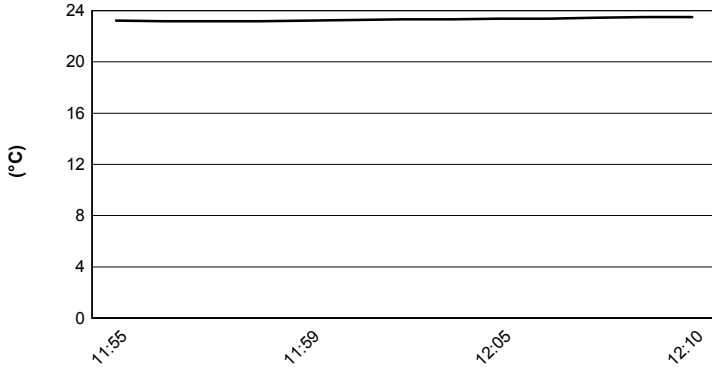
Official Timekeeper



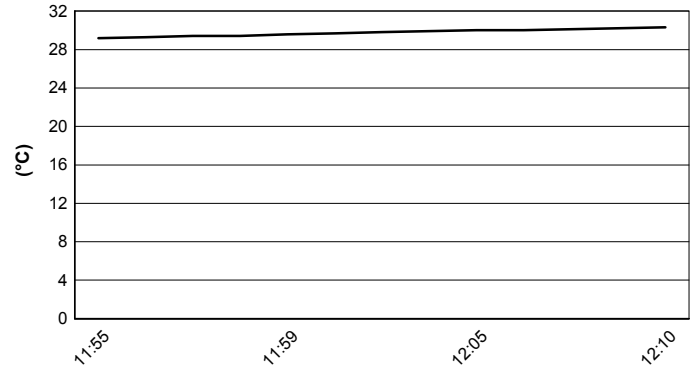
Jerez 4.423 m

Spanish Round, 20-21-22 October 2017
World Supersport 300 - Weather Report Superpole 2
 Session started 11:55 - Session ended 12:11


Air Temperature



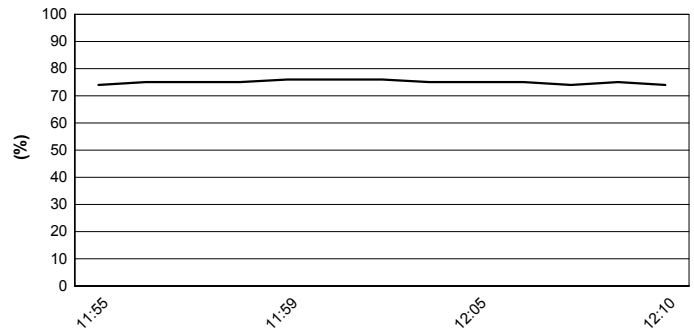
Track Temperature



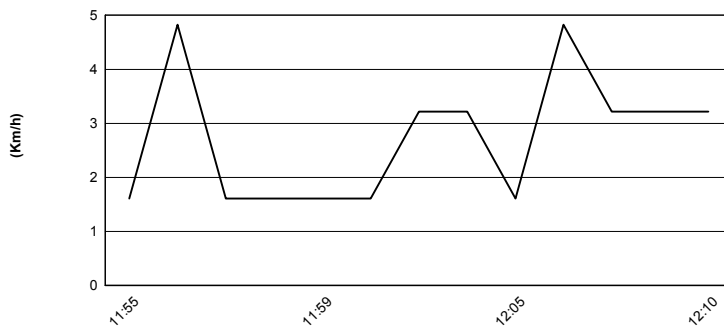
Air Pressure



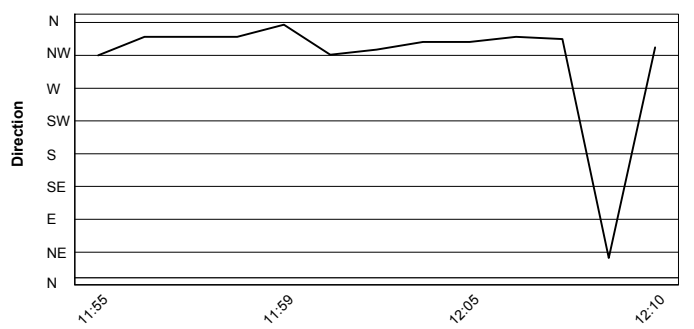
Humidity



Wind Speed



Wind Direction

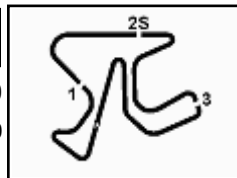


21/10/2017

These data/results cannot be reproduced, stored and/or transmitted in whole or in part by any manner of electronic, mechanical, photocopying, recording, broadcasting or otherwise now known or herein after developed without the previous express consent by the copyright owner, except for reproduction in daily press and regular printed publications on sale to the public within 60 days of the event related to those data/results and always provided that copyright symbol appears together as follows below.

© DORNA WSBK ORGANIZATION Srl 2017





Spanish Round, 20-21-22 October 2017

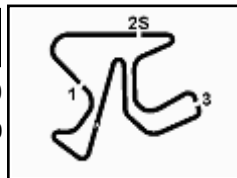
World Supersport 300 - TISSOT Superpole Award

	Points	Points From First	Points From Previous	April 2 ARAGÓN	April 30 ASSEN	May 14 IMOLA	May 28 DONINGTON PARK	June 18 MISANO	August 20 LAUSITZRING	September 17 PORTIMÃO	October 1 MAGNY COURS	October 22 JEREZ						
1 PEREZ Mika (ESP)	146			20	13	25	16	25	20	5	16	6						
2 COPPOLA Alfonso (ITA)	132	14			10	20	25	11	25	25	6	10						
3 GARCIA Marc (ESP)	116	30	16	9		11	10	20	16	20	5	25						
4 SÁNCHEZ Borja (ESP)	105	41	11	10	25	16	20	6	7	11	10							
5 DEROUÉ Scott (NED)	99	47	6	25	20		8	2	9	10	9	16						
6 SCHOTMAN Robert (NED)	85	61	14	11	5	6	5	16	8	13	13	8						
7 GRASSIA Paolo (ITA)	69	77	16	7	16	8	9			9	20							
8 DE GRUTTOLA Giuseppe (ITA)	60	86	9	8	9	10	7	13	13									
9 VALLE Daniel (ESP)	53	93	7	13				8		8	4	20						
10 CARRASCO Ana (ESP)	51	95	2	2	3	3	2	1	11	16		13						
11 KALININ Mykyta (UKR)	48	98	3	16	11	7	4	3	3			4						
12 LOUREIRO Dorren (RSA)	31	115	17		6	9	11	5										
13 TAYLOR Chris (GBR)	29	117	2	3	4		13	9										
14 MUEL Alan (FRA)	25	121	4								25							
15 BASTIANELLI Manuel (ITA)	21	125	4		7		6				8							
16 DE LA VEGA Enzo (FRA)	20	126	1							4	11	5						
17 FACCO Jacopo (ITA)	19	127	1			5				7	7							
18 NODERER Gabriel (GER)	16	130	3	6					10									
19 GIACOMINI Paolo (ITA)	15	131	1			13	1					1						
20 HENDRA Galang (INA)	15	131	0							6		9						
21 PONTONE Armando (ITA)	15	131	0	5				7				3						
22 RUSMIPUTRO Ali Adriansyah (INA)	14	132	1				3		4			7						
23 MURLEY Alex (GBR)	13	133	1		2	4		4		3								

21/10/2017

These data/results cannot be reproduced, stored and/or transmitted in whole or in part by any manner of electronic, mechanical, photocopying, recording, broadcasting or otherwise now known or herein after developed without the previous express consent by the copyright owner, except for reproduction in daily press and regular printed publications on sale to the public within 60 days of the event related to those data/results and always provided that copyright symbol appears together as follows below.

© DORNA WSBK ORGANIZATION Srl 2017



Jerez 4.423 m

Spanish Round, 20-21-22 October 2017

World Supersport 300 - TISSOT Superpole Award

2 / 2

	Points	Points From First	Points From Previous	April 2 ARAGÓN	April 30 ASSEN	May 14 IMOLA	May 28 DONINGTON PARK	June 18 MISANO	August 20 LAUSITZRING	September 17 PORTIMÃO	October 1 MAGNY COURS	October 22 JEREZ									
24 BERNARDI Luca (RSM)	12	134	1			2		10													
25 GONZALEZ Manuel (ESP)	11	135	1									11									
26 TRIGLIA Alex (ITA)	9	137	2		1	1			5		2										
27 DE BRUIN Finn (NED)	8	138	1		8																
28 GEORGI Tim (GER)	6	140	2						6												
29 CABUK Harun (TUR)	4	142	2	4																	
30 ROVELLI Edoardo (ITA)	3	143	1								3										
31 CARBONERA Michael (ITA)	3	143	0						1	2											
32 EDWARDS Tom (AUS)	2	144	1									2									
33 KAPPLER Maximilian (GER)	2	144	0						2												
34 LICCIARDI Angelo (BEL)	2	144	0	1						1											
35 TAYLOR Taz (GBR)	1	145	1								1										

21/10/2017

These data/results cannot be reproduced, stored and/or transmitted in whole or in part by any manner of electronic, mechanical, photocopying, recording, broadcasting or otherwise now known or herein after developed without the previous express consent by the copyright owner, except for reproduction in daily press and regular printed publications on sale to the public within 60 days of the event related to those data/results and always provided that copyright symbol appears together as follows below.

© DORNA WSBK ORGANIZATION Srl 2017

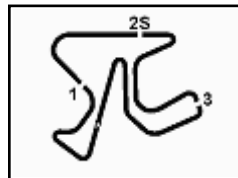
FIKR PERUGIA TIMING



Official Tyre Supplier



Official Timekeeper



Jerez 4.423 m

Spanish Round, 20-21-22 October 2017

World Supersport 300 - Superpole Ranking

	2017
01 Motorland Aragon	Deroue (Ned) Kaw 2'12.712 (137,7 Km/h)
02 TT Circuit Assen	Sánchez (Esp) Yam 1'53.814 (143,7 Km/h)
03 Autodromo Internazionale Enzo e Dino	Perez (Esp) Hon 2'10.115 (136,6 Km/h)
04 Donington Park	Coppola (Ita) Yam 1'46.150 (136,4 Km/h)
05 Misano World Circuit "Marco Simoncelli"	Perez (Esp) Hon 1'52.490 (135,2 Km/h)
06 Lausitzring	Coppola (Ita) Yam 1'55.665 (132,7 Km/h)
07 Autódromo Internacional do Algarve	Coppola (Ita) Yam 2'00.128 (137,6 Km/h)
08 Magny-Cours	Muel (Fra) Yam 2'16.866 (116,0 Km/h)
09 Jerez	Garcia (Esp) Yam 1'54.947 (138,5 Km/h)

2017

- 3 A. Coppola
- 2 M. Perez
- 1 A. Muel
- 1 **M. Garcia**
- 1 B. Sánchez
- 1 S. Deroue

ALL TIMES

- 3 A. Coppola
- 2 M. Perez
- 1 S. Deroue
- 1 B. Sánchez
- 1 **M. Garcia**
- 1 A. Muel

21/10/2017

These data/results cannot be reproduced, stored and/or transmitted in whole or in part by any manner of electronic, mechanical, photocopying, recording, broadcasting or otherwise now known or herein after developed without the previous express consent by the copyright owner, except for reproduction in daily press and regular printed publications on sale to the public within 60 days of the event related to those data/results and always provided that copyright symbol appears together as follows below.

© DORNA WSBK ORGANIZATION Srl 2017

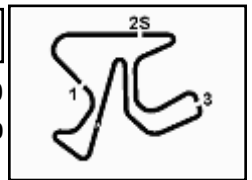
FIKR PERUGIA TIMING



Official Tyre Supplier



Official Timekeeper



Jerez 4.423 m

Spanish Round, 20-21-22 October 2017

World Supersport 300 - Best Laps & Speeds

1 / 2

No.	Rider		Best Lap		FP1		FP2		QP1		QP2		
	Nat	Bike	laps	speed	laps	speed	laps	speed	laps	speed	laps	speed	
1	41	M. GARCIA	37	179,7	14	176,5	15	179,7	8	178,2		1'54.947	
		ESP Yamaha YZF-R3											
2	33	D. VALLE	37	186,0	14	184,1	15	183,8	8	186,0		1'55.208	
		ESP Yamaha YZF-R3											
3	72	O. BONOLI	30	189,2	12	189,2	11	182,6	7	182,6		1'55.382	
		ITA KTM RC 390 R											
4	2	A. CARRASCO	42	183,5	11	182,6	15	182,3	8	183,5	8	182,0	1'55.564
		ESP Kawasaki Ninja 300											
5	75	S. DEROUÉ	34	185,4	13	184,4	13	185,4	8	183,5		1'55.669	
		NED Kawasaki Ninja 300											
6	81	M. GONZALEZ	36	180,8	13	179,7	15	180,8	8	179,4		1'55.754	
		ESP Yamaha YZF-R3											
7	15	A. COPPOLA	35	190,1	13	190,1	15	182,3	7	178,8		1'55.773	
		ITA Yamaha YZF-R3											
8	88	M. PEREZ	38	182,6	12	179,1	12	182,0	7	182,6	7	177,6	1'55.829
		ESP Honda CBR500R											
9	55	G. HENDRA	34	187,6	12	182,6	15	187,6	7	185,1		1'55.849	
		INA Yamaha YZF-R3											
10	6	R. SCHOTMAN	35	187,9	15	187,9	13	182,3	7	182,0		1'56.074	
		NED Yamaha YZF-R3											
11	42	J. JAHNIG	27	182,6	14	181,4	5	182,6	8	179,4		1'56.143	
		GER KTM RC 390 R											
12	22	M. KALININ	38	187,3	15	185,1	15	185,7	8	187,3		1'56.658	
		UKR Yamaha YZF-R3											
13	80	A. PONTONE	36	183,8	14	183,8	14	181,4	8	183,5		1'56.678	
		ITA Yamaha YZF-R3											
14	12	A. RUSMIPUTRO	34	181,7	14	181,7	13	175,7	7	176,0		1'56.687	
		INA Yamaha YZF-R3											
15	71	T. EDWARDS	36	181,4	13	176,8	15	180,5	8	181,4		1'56.794	
		AUS Kawasaki Ninja 300											
16	14	E. DE LA VEGA	34	184,8	15	184,8	13	183,5	6	177,9		1'56.839	
		FRA Yamaha YZF-R3											
17	28	P. GIACOMINI	34	182,6	13	177,9	13	180,0	8	182,6		1'56.993	
		ITA Yamaha YZF-R3											
18	84	M. CARBONERA	35	183,2	14	182,6	14	183,2	7	180,8		1'57.122	
		ITA Yamaha YZF-R3											
19	27	F. ROVELLI	35	181,4	13	179,4	14	181,4	8	180,2		1'57.199	
		ITA Yamaha YZF-R3											
20	23	M. BASTIANELLI	36	182,9	14	182,0	14	182,9	8	180,0		1'57.253	
		ITA Kawasaki Ninja 300											

21/10/2017

These data/results cannot be reproduced, stored and/or transmitted in whole or in part by any manner of electronic, mechanical, photocopying, recording, broadcasting or otherwise now known or herein after developed without the previous express consent by the copyright owner, except for reproduction in daily press and regular printed publications on sale to the public within 60 days of the event related to those data/results and always provided that copyright symbol appears together as follows below.

© DORNA WSBK ORGANIZATION Srl 2017

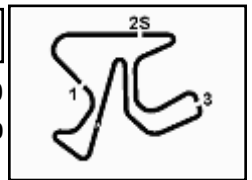
FICR PERUGIA TIMING



Official Tyre Supplier



Official Timekeeper



Spanish Round, 20-21-22 October 2017

World Supersport 300 - Best Laps & Speeds

No.	Rider		Best Lap		FP1		FP2		QP1		QP2	
	Nat	Bike	laps	speed	laps	speed	laps	speed	laps	speed	laps	speed
21	87	A. LICCIARDI	36	183,8	13	183,8	15	180,8	8	182,9	1	157,299
		BEL Yamaha YZF-R3										
22	20	D. LOUREIRO	33	185,7	14	185,7	12	184,1	7	179,1	1	157,318
		RSA Yamaha YZF-R3										
23	13	J. FACCO	34	184,8	13	184,8	14	183,8	7	179,7	1	157,331
		ITA Yamaha YZF-R3										
24	79	C. TAYLOR	35	182,9	14	182,9	14	178,8	7	181,4	1	157,394
		GBR Kawasaki Ninja 300										
25	18	A. MURLEY	31	183,2	10	180,8	15	180,5	6	183,2	1	157,633
		GBR Yamaha YZF-R3										
26	17	G. NODERER	38	180,2	15	180,2	15	180,0	8	177,4	1	157,851
		GER Honda CBR500R										
27	133	R. BATTYE	28	182,0	13	177,9	12	180,2	3	182,0	1	157,872
		AUS Kawasaki Ninja 300										
28	7	N. SETTIMO	37	182,3	15	179,1	14	179,1	8	182,3	1	157,878
		ITA Yamaha YZF-R3										
29	121	K. PATOVA	37	181,7	14	181,4	15	179,1	8	181,7	1	157,911
		FIN Yamaha YZF-R3										
30	25	B. SÁNCHEZ	35	185,4	13	185,4	15	179,1	7	181,1	1	158,021
		ESP Yamaha YZF-R3										
31	58	T. FINOCCHIARO	37	177,9	14	175,7	15	177,9	8	177,4	1	158,273
		GBR Yamaha YZF-R3										
32	54	H. CABUK	25	182,6	5	176,0	13	182,6	7	178,2	1	158,441
		TUR Kawasaki Ninja 300										
33	53	V. GRIMOUX	36	185,7	14	181,4	14	176,2	8	185,7	1	158,500
		FRA Yamaha YZF-R3										
34	49	M. CARUSI	34	186,0	14	176,2	13	182,0	7	186,0	1	158,593
		ITA Kawasaki Ninja 300										
35	35	A. TRIGLIA	36	181,7	14	181,7	14	178,8	8	180,5	1	158,667
		ITA Honda CBR500R										
36	130	R. FERREIRA	38	182,3	15	180,2	15	179,4	8	182,3	1	158,723
		BRA Yamaha YZF-R3										
37	77	A. SIBAJA MORENO	34	179,7	13	179,1	13	177,1	8	179,7	1	159,721
		ESP Honda CBR500R										
38	9	R. DOORAKKERS	37	183,2	15	183,2	14	169,2	8	172,7	1	159,734
		NED Yamaha YZF-R3										
39	19	E. ROVELLI	32	182,3	12	173,5	13	172,9	7	182,3	1	200,893
		ITA Yamaha YZF-R3										

21/10/2017

These data/results cannot be reproduced, stored and/or transmitted in whole or in part by any manner of electronic, mechanical, photocopying, recording, broadcasting or otherwise now known or herein after developed without the previous express consent by the copyright owner, except for reproduction in daily press and regular printed publications on sale to the public within 60 days of the event related to those data/results and always provided that copyright symbol appears together as follows below.

© DORNA WSBK ORGANIZATION Srl 2017

FICR PERUGIA TIMING



Official Tyre Supplier



Official Timekeeper