

Lausitzring 4.265 m

1 / 2

## German Round, 18-19-20 August 2017 World Superbike - Results Race 2

Laps 21 = 89,565 Km - Time of Race 34'05.220 - Avg. 157,652 km/h

Pos	Race	Grid	No. Rider	Nat	Team	Bike	LL	Gap	Fastest Lap	Speed	Qualifying		Ranking			
											Time	Speed	R1	R2	Tot	Pos
1	6	7	C. DAVIES	GBR	Aruba.it Racing - Ducati	Ducati Panigale R	21		1'36.634	286,6	1'36.761	280,6	25	25	276	3
2	2	1	J. REA	GBR	Kawasaki Racing Team	Kawasaki ZX-10RR	21	2.290	1'36.868	284,3	1'36.334	282,8	20	20	381	1
3	4	33	M. MELANDRI	ITA	Aruba.it Racing - Ducati	Ducati Panigale R	21	4.388	1'36.892	289,6	1'36.700	285,8	13	16	218	4
4	1	66	T. SYKES	GBR	Kawasaki Racing Team	Kawasaki ZX-10RR	21	14.167	1'37.390	283,5	1'36.121	281,3	16	13	311	2
5	7	22	A. LOWES	GBR	Pata Yamaha Official WorldSBK Team	Yamaha YZF R1	21	15.786	1'37.241	283,5	1'36.774	279,8	10	11	169	5
6	9	2	L. CAMIER	GBR	MV Agusta Reparto Corse	MV Agusta 1000 F4	21	16.023	1'37.424	280,6	1'36.931	274,1	11	10	120	8
7	3	32	L. SAVADORI	ITA	Milwaukee Aprilia	Aprilia RSV4 RF	21	16.138	1'37.495	282,8	1'36.463	280,6	9	9	81	11
8	5	81	J. TORRES	ESP	Althea BMW Racing Team	BMW S 1000 RR	21	16.900	1'37.359	286,6	1'36.739	281,3	7	8	109	9
9	10	21	M. REITERBERGER	GER	Van Zon Remeha BMW	BMW S 1000 RR	21	20.355	1'37.640	282,0	1'37.243	279,1	3	7	29	19
10	12	12	X. FORÉS	ESP	BARNI Racing Team	Ducati Panigale R	21	24.066	1'37.661	282,0	1'37.834	281,3	8	6	146	6
11	11	60	M. VAN DER MARK	NED	Pata Yamaha Official WorldSBK Team	Yamaha YZF R1	21	24.885	1'37.810	281,3	1'37.532	279,8	1	5	135	7
12	14	36	L. MERCADO	ARG	IODARacing	Aprilia RSV4 RF	21	35.566	1'38.225	285,8	1'38.456	282,8	5	4	75	13
13	15	6	S. BRADL	GER	Red Bull Honda World Superbike Team	Honda CBR1000RR	21	36.772	1'38.238	283,5	1'38.498	278,4		3	67	14
14	20	40	R. RAMOS	ESP	Team Kawasaki Go Eleven	Kawasaki ZX-10RR	21	38.508	1'37.958	278,4	1'39.388	272,7	2	2	77	12
15	13	35	R. DE ROSA	ITA	Althea BMW Racing Team	BMW S 1000 RR	21	39.613	1'37.844	283,5	1'38.194	282,0		1	31	18
16	18	37	O. JEZEK	CZE	Grillini Racing Team	Kawasaki ZX-10RR	21	1'00.744	1'39.167	273,4	1'39.252	269,3			12	22
17	17	34	D. GIUGLIANO	ITA	Red Bull Honda World Superbike Team	Honda CBR1000RR	21	1'01.401	1'38.814	279,1	1'39.223	273,4				
18	16	86	A. BADOVINI	ITA	Grillini Racing Team	Kawasaki ZX-10RR	21	1'01.531	1'39.206	277,0	1'38.603	277,7			14	21
19	23	55	M. ROCCOLI	ITA	Guandalini Racing	Yamaha YZF R1	21	1'27.642	1'40.509	272,7	1'40.634	272,1				
-----Not Classified-----																
RET	19	88	R. KRUMMENACHER	SUI	Kawasaki Puccetti Racing	Kawasaki ZX-10RR	15	6 Laps	1'38.347	277,0	1'39.319	277,0	4		50	15
RET	22	84	R. RUSSO	ITA	Pedercini Racing SC-Project	Kawasaki ZX-10RR	15	6 Laps	1'40.133	274,8	1'39.904	274,8			8	23
RET	21	19	P. SZKOPEK	POL	Pazera Racing	Yamaha YZF R1	13	8 Laps	1'39.632	272,7	1'39.803	270,7				
RET	8	50	E. LAVERTY	IRL	Milwaukee Aprilia	Aprilia RSV4 RF	8	13 Laps	1'37.346	286,6	1'36.796	286,6	6		95	10

AIR	Humidity:	52%	Temp:	20°C
TRACK	Condition:	Dry	Temp:	32°C

Records	Pole (SP2)	2017	T.Sykes	1'36.121	159,74 Km/h
	Race (RC1)	2017	T.Sykes	1'36.918	158,42 Km/h
	Circuit (SP2)	2017	T.Sykes	1'36.121	159,74 Km/h
Race Fastest Lap	(New Record)	Lap 5	C.Davies	1'36.634	158,89 Km/h

LAP LEADERS				
No. Rider	From	To	Laps	Total
33 M. MELANDRI	1	4	4	4
1 J. REA	5	10	6	6
7 C. DAVIES	11	21	11	11

TOTAL LEADER LAPS				
No. Rider	Laps			
1 J. REA	154	22	A. LOWES	5
7 C. DAVIES	123	50	E. LAVERTY	2
66 T. SYKES	31	36	L. MERCADO	1
33 M. MELANDRI	23			
60 M. VAN DER MARK	13			
12 X. FORÉS	8			
81 J. TORRES	8			

Start 20/08/2017 13:01 End 13:36 The results are provisional until the end of the time limit for protests and appeals and the completion of the technical checks.

These data/results cannot be reproduced, stored and/or transmitted in whole or in part by any manner of electronic, mechanical, photocopying, recording, broadcasting or otherwise now known or herein after developed without the previous express consent by the copyright owner, except for reproduction in daily press and regular printed publications on sale to the public within 60 days of the event related to those data/results and always provided that copyright symbol appears together as follows below.

© DORNA WSBK ORGANIZATION Srl 2017



## German Round, 18-19-20 August 2017 World Superbike - Results Race 2

### Race Highlights

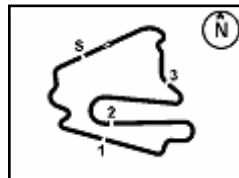
Time	No. Rider	Description
12.58.05		Warm-up Lap Start
13.01.04		Start
13.02.47		No Jump Start
13.07.19		New Lap Record
13.14.39	50 Lavery	Crashed - Turn 6
13.14.53	84 Russo	On the Gravel - Re-Joined - Turn 6
13.15.25	50 Lavery	Out
13.18.10	40 Ramos	On the Gravel - Re-Joined - Turn 6
13.24.01	19 Szkopek	Crashed - Turn 9
13.24.39	19 Szkopek	Out
13.25.58	88 Krummenacher	Crashed - Turn 3
13.26.16	84 Russo	Entered Pits
13.26.27	88 Krummenacher	Out
13.27.21	84 Russo	Retired
13.30.01		DROPS of RAIN in Sector 4
13.36.34		End Of Session

Start                      End                      The results are provisional until the end of the time limit for protests and appeals  
20/08/2017    13:01                      13:36                      and the completion of the technical checks.

These data/results cannot be reproduced, stored and/or transmitted in whole or in part by any manner of electronic, mechanical, photocopying, recording, broadcasting or otherwise now known or herein after developed without the previous express consent by the copyright owner, except for reproduction in daily press and regular printed publications on sale to the public within 60 days of the event related to those data/results and always provided that copyright symbol appears together as follows below.

© DORNA WSBK ORGANIZATION Srl 2017





Lausitzring 4.265 m

1 / 3

**German Round, 18-19-20 August 2017**
**World Superbike - Lap Chart Race 2**

	Lap																				
	1	2	3	4	5	6	7	8	9	10	11	12	13	14	15	16	17	18	19	20	21
1	33	33	33	33	1	1	1	1	1	1	7	7	7	7	7	7	7	7	7	7	7
2	12	1	1	1	33	33	33	7	7	7	1	1	1	1	1	1	1	1	1	1	1
3	1	12	7	7	7	7	7	33	33	33	33	33	33	33	33	33	33	33	33	33	33
4	32	7	12	12	12	12	12	12	32	32	32	32	32	32	66	66	66	66	66	66	66
5	7	32	32	32	32	32	32	32	12	12	66	66	66	32	2	2	2	2	2	2	22
6	2	2	66	66	66	66	66	66	66	66	2	2	2	2	22	22	22	22	22	22	2
7	66	66	2	2	2	2	2	2	2	2	12	22	22	22	32	32	32	32	32	32	32
8	22	22	22	22	22	22	50	50	22	22	22	12	81	81	81	81	81	81	81	81	81
9	50	50	50	50	50	50	22	22	81	81	81	81	21	21	21	21	21	21	21	21	21
10	81	81	81	81	81	81	81	81	21	21	21	21	12	12	12	12	12	12	12	12	12
11	36	36	21	21	21	21	21	21	60	60	60	60	60	60	60	60	60	60	60	60	60
12	21	21	35	35	35	60	60	60	36	36	36	36	36	36	36	36	36	36	36	36	36
13	35	35	36	60	60	35	35	35	35	35	35	35	35	35	35	35	35	35	35	35	6
14	60	60	60	36	36	36	36	36	6	6	6	6	6	6	6	6	6	40	40	40	40
15	6	6	6	6	6	6	6	6	40	40	40	40	40	40	40	40	40	35	35	35	35
16	40	40	40	40	40	40	40	40	88	88	88	88	88	88	88	86	86	86	86	37	37
17	86	34	88	88	88	88	88	88	34	34	34	34	86	86	86	37	37	37	37	86	34
18	88	88	34	34	34	34	34	34	86	86	86	86	34	34	34	34	34	34	34	34	86
19	34	86	86	86	86	86	86	86	37	37	37	37	37	37	37	37	37	37	37	37	37
20	37	37	37	37	37	37	37	37	19	19	19	19	19	19	55	55					
21	84	84	84	19	19	19	19	19	84	84	84	55	55	84	84						
22	19	19	19	84	84	84	84	84	55	55	55	84	84								
23	55	55	55	55	55	55	55	55													

Final Result		
1	<b>7 C. DAVIES</b>	Laps 21
2	<b>1 J. REA</b>	2.290
3	<b>33 M. MELANDRI</b>	4.388
4	<b>66 T. SYKES</b>	14.167
5	<b>22 A. LOWES</b>	15.786
6	<b>2 L. CAMIER</b>	16.023
7	<b>32 L. SAVADORI</b>	16.138
8	<b>81 J. TORRES</b>	16.900
9	<b>21 M. REITERBERGER</b>	20.355
10	<b>12 X. FORÉS</b>	24.066
11	<b>60 M. VAN DER MARK</b>	24.885
12	<b>36 L. MERCADO</b>	35.566
13	<b>6 S. BRADL</b>	36.772
14	<b>40 R. RAMOS</b>	38.508
15	<b>35 R. DE ROSA</b>	39.613
16	<b>37 O. JEZEK</b>	1'00.744
17	<b>34 D. GIUGLIANO</b>	1'01.401
18	<b>86 A. BADOVINI</b>	1'01.531
19	<b>55 M. ROCCOLI</b>	1'27.642
RET	<b>88 R. KRUMMENACHER</b>	6 Laps
RET	<b>84 R. RUSSO</b>	6 Laps
RET	<b>19 P. SZKOPEK</b>	8 Laps
RET	<b>50 E. LAVERTY</b>	13 Laps

20/08/2017

These data/results cannot be reproduced, stored and/or transmitted in whole or in part by any manner of electronic, mechanical, photocopying, recording, broadcasting or otherwise now known or herein after developed without the previous express consent by the copyright owner, except for reproduction in daily press and regular printed publications on sale to the public within 60 days of the event related to those data/results and always provided that copyright symbol appears together as follows below.

© DORNA WSBK ORGANIZATION Srl 2017

**FCR PERUGIA TIMING**


Official Tyre Supplier



Official Timekeeper

**German Round, 18-19-20 August 2017**  
**World Superbike - Lap Chart Race 2**

Lap 1	
1	<b>33 M.Melandri</b> (ITA) 0.298
2	<b>12 X.Forés</b> (ESP) 0.500
3	<b>1 J.Rea</b> (GBR) 0.812
4	<b>32 L.Savadori</b> (ITA) 1.121
5	<b>7 C.Davies</b> (GBR) 1.530
6	<b>2 L.Camier</b> (GBR) 1.677
7	<b>66 T.Sykes</b> (GBR) 2.275
8	<b>22 A.Lowes</b> (GBR) 2.481
9	<b>50 E.Lavery</b> (IRL) 2.650
10	<b>81 J.Torres</b> (ESP) 3.044
11	<b>36 L.Mercado</b> (ARG) 3.290
12	<b>21 M.Reiterberger</b> (GER) 3.516
13	<b>35 R.De Rosa</b> (ITA) 3.703
14	<b>60 M.van der Mark</b> (NED) 4.000
15	<b>6 S.Bradl</b> (GER) 4.735
16	<b>40 R.Ramos</b> (ESP) 4.838
17	<b>86 A.Badovini</b> (ITA) 4.943
18	<b>88 R.Krummenacher</b> (SU) 5.097
19	<b>34 D.Giugliano</b> (ITA) 5.586
20	<b>37 O.Jezek</b> (CZE) 6.126
21	<b>84 R.Russo</b> (ITA) 6.661
22	<b>19 P.Szkopek</b> (POL) 6.932
23	<b>55 M.Roccoli</b> (ITA)

Lap 4	
1	<b>33 M.Melandri</b> (ITA) 0.236
2	<b>1 J.Rea</b> (GBR) 0.913
3	<b>7 C.Davies</b> (GBR) 2.127
4	<b>12 X.Forés</b> (ESP) 2.373
5	<b>32 L.Savadori</b> (ITA) 2.562
6	<b>66 T.Sykes</b> (GBR) 3.260
7	<b>2 L.Camier</b> (GBR) 3.610
8	<b>22 A.Lowes</b> (GBR) 3.842
9	<b>50 E.Lavery</b> (IRL) 4.150
10	<b>81 J.Torres</b> (ESP) 6.288
11	<b>21 M.Reiterberger</b> (GER) 7.356
12	<b>35 R.De Rosa</b> (ITA) 7.914
13	<b>60 M.van der Mark</b> (NED) 8.133
14	<b>36 L.Mercado</b> (ARG) 8.611
15	<b>6 S.Bradl</b> (GER) 9.316
16	<b>40 R.Ramos</b> (ESP) 9.937
17	<b>88 R.Krummenacher</b> (SU) 10.524
18	<b>34 D.Giugliano</b> (ITA) 11.780
19	<b>86 A.Badovini</b> (ITA) 13.360
20	<b>37 O.Jezek</b> (CZE) 15.030
21	<b>19 P.Szkopek</b> (POL) 15.487
22	<b>84 R.Russo</b> (ITA) 18.003
23	<b>55 M.Roccoli</b> (ITA)

Lap 7	
1	<b>1 J.Rea</b> (GBR) 0.626
2	<b>33 M.Melandri</b> (ITA) 0.847
3	<b>7 C.Davies</b> (GBR) 4.435
4	<b>12 X.Forés</b> (ESP) 4.600
5	<b>32 L.Savadori</b> (ITA) 4.764
6	<b>66 T.Sykes</b> (GBR) 5.036
7	<b>2 L.Camier</b> (GBR) 5.276
8	<b>50 E.Lavery</b> (IRL) 5.910
9	<b>22 A.Lowes</b> (GBR) 6.095
10	<b>81 J.Torres</b> (ESP) 8.258
11	<b>21 M.Reiterberger</b> (GER) 10.906
12	<b>60 M.van der Mark</b> (NED) 11.716
13	<b>35 R.De Rosa</b> (ITA) 11.875
14	<b>36 L.Mercado</b> (ARG) 12.297
15	<b>6 S.Bradl</b> (GER) 13.231
16	<b>40 R.Ramos</b> (ESP) 13.955
17	<b>88 R.Krummenacher</b> (SU) 17.347
18	<b>34 D.Giugliano</b> (ITA) 19.124
19	<b>86 A.Badovini</b> (ITA) 20.078
20	<b>37 O.Jezek</b> (CZE) 23.904
21	<b>19 P.Szkopek</b> (POL) 26.342
22	<b>84 R.Russo</b> (ITA) 30.021
23	<b>55 M.Roccoli</b> (ITA)

Lap 10	
1	<b>1 J.Rea</b> (GBR) 0.279
2	<b>7 C.Davies</b> (GBR) 0.439
3	<b>33 M.Melandri</b> (ITA) 6.900
4	<b>32 L.Savadori</b> (ITA) 7.493
5	<b>12 X.Forés</b> (ESP) 7.696
6	<b>66 T.Sykes</b> (GBR) 7.972
7	<b>2 L.Camier</b> (GBR) 8.178
8	<b>22 A.Lowes</b> (GBR) 8.408
9	<b>81 J.Torres</b> (ESP) 10.144
10	<b>21 M.Reiterberger</b> (GER) 12.847
11	<b>60 M.van der Mark</b> (NED) 15.474
12	<b>36 L.Mercado</b> (ARG) 15.919
13	<b>35 R.De Rosa</b> (ITA) 16.232
14	<b>6 S.Bradl</b> (GER) 18.301
15	<b>40 R.Ramos</b> (ESP) 19.008
16	<b>88 R.Krummenacher</b> (SU) 25.291
17	<b>34 D.Giugliano</b> (ITA) 26.000
18	<b>86 A.Badovini</b> (ITA) 27.437
19	<b>37 O.Jezek</b> (CZE) 34.920
20	<b>19 P.Szkopek</b> (POL) 39.589
21	<b>84 R.Russo</b> (ITA) 39.852
22	<b>55 M.Roccoli</b> (ITA)

Lap 2	
1	<b>33 M.Melandri</b> (ITA) 0.127
2	<b>1 J.Rea</b> (GBR) 0.868
3	<b>12 X.Forés</b> (ESP) 1.183
4	<b>7 C.Davies</b> (GBR) 1.342
5	<b>32 L.Savadori</b> (ITA) 1.677
6	<b>2 L.Camier</b> (GBR) 1.785
7	<b>66 T.Sykes</b> (GBR) 2.758
8	<b>22 A.Lowes</b> (GBR) 3.147
9	<b>50 E.Lavery</b> (IRL) 3.327
10	<b>81 J.Torres</b> (ESP) 4.174
11	<b>36 L.Mercado</b> (ARG) 4.348
12	<b>21 M.Reiterberger</b> (GER) 4.593
13	<b>35 R.De Rosa</b> (ITA) 4.824
14	<b>60 M.van der Mark</b> (NED) 5.175
15	<b>6 S.Bradl</b> (GER) 6.132
16	<b>40 R.Ramos</b> (ESP) 6.790
17	<b>34 D.Giugliano</b> (ITA) 7.095
18	<b>88 R.Krummenacher</b> (SU) 7.458
19	<b>86 A.Badovini</b> (ITA) 7.997
20	<b>37 O.Jezek</b> (CZE) 8.861
21	<b>84 R.Russo</b> (ITA) 9.696
22	<b>19 P.Szkopek</b> (POL) 10.394
23	<b>55 M.Roccoli</b> (ITA)

Lap 5	
1	<b>1 J.Rea</b> (GBR) 0.206
2	<b>33 M.Melandri</b> (ITA) 0.433
3	<b>7 C.Davies</b> (GBR) 2.738
4	<b>12 X.Forés</b> (ESP) 2.951
5	<b>32 L.Savadori</b> (ITA) 3.197
6	<b>66 T.Sykes</b> (GBR) 3.570
7	<b>2 L.Camier</b> (GBR) 4.180
8	<b>22 A.Lowes</b> (GBR) 4.579
9	<b>50 E.Lavery</b> (IRL) 4.810
10	<b>81 J.Torres</b> (ESP) 7.048
11	<b>21 M.Reiterberger</b> (GER) 8.086
12	<b>35 R.De Rosa</b> (ITA) 8.652
13	<b>60 M.van der Mark</b> (NED) 9.244
14	<b>36 L.Mercado</b> (ARG) 9.742
15	<b>6 S.Bradl</b> (GER) 10.651
16	<b>40 R.Ramos</b> (ESP) 11.170
17	<b>88 R.Krummenacher</b> (SU) 12.512
18	<b>34 D.Giugliano</b> (ITA) 14.301
19	<b>86 A.Badovini</b> (ITA) 15.675
20	<b>37 O.Jezek</b> (CZE) 17.699
21	<b>19 P.Szkopek</b> (POL) 18.943
22	<b>84 R.Russo</b> (ITA) 21.990
23	<b>55 M.Roccoli</b> (ITA)

Lap 8	
1	<b>1 J.Rea</b> (GBR) 0.464
2	<b>7 C.Davies</b> (GBR) 0.683
3	<b>33 M.Melandri</b> (ITA) 5.307
4	<b>12 X.Forés</b> (ESP) 5.621
5	<b>32 L.Savadori</b> (ITA) 5.856
6	<b>66 T.Sykes</b> (GBR) 6.126
7	<b>2 L.Camier</b> (GBR) 7.078
8	<b>50 E.Lavery</b> (IRL) 7.193
9	<b>22 A.Lowes</b> (GBR) 7.597
10	<b>81 J.Torres</b> (ESP) 8.968
11	<b>21 M.Reiterberger</b> (GER) 11.829
12	<b>60 M.van der Mark</b> (NED) 12.843
13	<b>35 R.De Rosa</b> (ITA) 13.006
14	<b>36 L.Mercado</b> (ARG) 13.500
15	<b>6 S.Bradl</b> (GER) 15.528
16	<b>40 R.Ramos</b> (ESP) 15.905
17	<b>88 R.Krummenacher</b> (SU) 20.628
18	<b>34 D.Giugliano</b> (ITA) 21.530
19	<b>86 A.Badovini</b> (ITA) 22.409
20	<b>37 O.Jezek</b> (CZE) 28.045
21	<b>19 P.Szkopek</b> (POL) 29.378
22	<b>84 R.Russo</b> (ITA) 33.519
23	<b>55 M.Roccoli</b> (ITA)

Lap 11	
1	<b>7 C.Davies</b> (GBR) 0.261
2	<b>1 J.Rea</b> (GBR) 0.545
3	<b>33 M.Melandri</b> (ITA) 7.561
4	<b>32 L.Savadori</b> (ITA) 7.952
5	<b>66 T.Sykes</b> (GBR) 8.392
6	<b>2 L.Camier</b> (GBR) 8.607
7	<b>12 X.Forés</b> (ESP) 8.890
8	<b>22 A.Lowes</b> (GBR) 9.123
9	<b>81 J.Torres</b> (ESP) 10.408
10	<b>21 M.Reiterberger</b> (GER) 13.492
11	<b>60 M.van der Mark</b> (NED) 16.631
12	<b>36 L.Mercado</b> (ARG) 17.131
13	<b>35 R.De Rosa</b> (ITA) 17.371
14	<b>6 S.Bradl</b> (GER) 18.842
15	<b>40 R.Ramos</b> (ESP) 20.789
16	<b>88 R.Krummenacher</b> (SU) 27.970
17	<b>34 D.Giugliano</b> (ITA) 28.162
18	<b>86 A.Badovini</b> (ITA) 29.915
19	<b>37 O.Jezek</b> (CZE) 38.809
20	<b>19 P.Szkopek</b> (POL) 42.771
21	<b>84 R.Russo</b> (ITA) 42.987
22	<b>55 M.Roccoli</b> (ITA)

Lap 3	
1	<b>33 M.Melandri</b> (ITA) 0.166
2	<b>1 J.Rea</b> (GBR) 1.119
3	<b>7 C.Davies</b> (GBR) 1.391
4	<b>12 X.Forés</b> (ESP) 1.719
5	<b>32 L.Savadori</b> (ITA) 2.025
6	<b>66 T.Sykes</b> (GBR) 2.372
7	<b>2 L.Camier</b> (GBR) 2.789
8	<b>22 A.Lowes</b> (GBR) 3.283
9	<b>50 E.Lavery</b> (IRL) 3.716
10	<b>81 J.Torres</b> (ESP) 5.277
11	<b>21 M.Reiterberger</b> (GER) 6.127
12	<b>35 R.De Rosa</b> (ITA) 6.189
13	<b>36 L.Mercado</b> (ARG) 6.437
14	<b>60 M.van der Mark</b> (NED) 6.852
15	<b>6 S.Bradl</b> (GER) 7.810
16	<b>40 R.Ramos</b> (ESP) 8.476
17	<b>88 R.Krummenacher</b> (SU) 8.635
18	<b>34 D.Giugliano</b> (ITA) 9.454
19	<b>86 A.Badovini</b> (ITA) 10.095
20	<b>37 O.Jezek</b> (CZE) 11.784
21	<b>84 R.Russo</b> (ITA) 12.323
22	<b>19 P.Szkopek</b> (POL) 13.973
23	<b>55 M.Roccoli</b> (ITA)

Lap 6	
1	<b>1 J.Rea</b> (GBR) 0.553
2	<b>33 M.Melandri</b> (ITA) 0.802
3	<b>7 C.Davies</b> (GBR) 3.453
4	<b>12 X.Forés</b> (ESP) 3.736
5	<b>32 L.Savadori</b> (ITA) 3.886
6	<b>66 T.Sykes</b> (GBR) 4.209
7	<b>2 L.Camier</b> (GBR) 4.509
8	<b>22 A.Lowes</b> (GBR) 4.733
9	<b>50 E.Lavery</b> (IRL) 5.059
10	<b>81 J.Torres</b> (ESP) 7.744
11	<b>21 M.Reiterberger</b> (GER) 9.692
12	<b>60 M.van der Mark</b> (NED) 10.111
13	<b>35 R.De Rosa</b> (ITA) 10.324
14	<b>36 L.Mercado</b> (ARG) 10.785
15	<b>6 S.Bradl</b> (GER) 11.955
16	<b>40 R.Ramos</b> (ESP) 12.608
17	<b>88 R.Krummenacher</b> (SU) 14.403
18	<b>34 D.Giugliano</b> (ITA) 16.759
19	<b>86 A.Badovini</b> (ITA) 18.037
20	<b>37 O.Jezek</b> (CZE) 20.322
21	<b>19 P.Szkopek</b> (POL) 22.581
22	<b>84 R.Russo</b> (ITA) 25.660
23	<b>55 M.Roccoli</b> (ITA)

Lap 9	
1	<b>1 J.Rea</b> (GBR) 0.208
2	<b>7 C.Davies</b> (GBR) 0.603
3	<b>33 M.Melandri</b> (ITA) 6.514
4	<b>32 L.Savadori</b> (ITA) 6.843
5	<b>12 X.Forés</b> (ESP) 6.924
6	<b>66 T.Sykes</b> (GBR) 7.575
7	<b>2 L.Camier</b> (GBR) 7.778
8	<b>22 A.Lowes</b> (GBR) 8.240
9	<b>81 J.Torres</b> (ESP) 9.724
10	<b>21 M.Reiterberger</b> (GER) 12.394
11	<b>60 M.van der Mark</b> (NED) 14.217
12	<b>36 L.Mercado</b> (ARG) 14.754
13	<b>35 R.De Rosa</b> (ITA) 15.028
14	<b>6 S.Bradl</b> (GER) 16.827
15	<b>40 R.Ramos</b> (ESP) 17.683
16	<b>88 R.Krummenacher</b> (SU) 22.863
17	<b>34 D.Giugliano</b> (ITA) 23.829
18	<b>86 A.Badovini</b> (ITA) 25.358
19	<b>37 O.Jezek</b> (CZE) 31.764
20	<b>19 P.Szkopek</b> (POL) 36.498
21	<b>84 R.Russo</b> (ITA) 36.789
22	<b>55 M.Roccoli</b> (ITA)

Lap 12	
1	<b>7 C.Davies</b> (GBR) 0.526
2	<b>1 J.Rea</b> (GBR) 0.779
3	<b>33 M.Melandri</b> (ITA) 8.362
4	<b>32 L.Savadori</b> (ITA) 8.607
5	<b>66 T.Sykes</b> (GBR) 8.905
6	<b>2 L.Camier</b> (GBR) 9.738
7	<b>22 A.Lowes</b> (GBR) 10.475
8	<b>12 X.Forés</b> (ESP) 10.591
9	<b>81 J.Torres</b> (ESP) 11.223
10	<b>21 M.Reiterberger</b> (GER) 14.701
11	<b>60 M.van der Mark</b> (NED) 18.496
12	<b>36 L.Mercado</b> (ARG) 18.982
13	<b>35 R.De Rosa</b> (ITA) 19.093
14	<b>6 S.Bradl</b> (GER) 20.060
15	<b>40 R.Ramos</b> (ESP) 22.906
16	<b>88 R.Krummenacher</b> (SU) 30.864
17	<b>34 D.Giugliano</b> (ITA) 30.987
18	<b>86 A.Badovini</b> (ITA) 32.613
19	<b>37 O.Jezek</b> (CZE) 43.017
20	<b>19 P.Szkopek</b> (POL) 46.852
21	<b>55 M.Roccoli</b> (ITA) 55.443
22	<b>84 R.Russo</b> (ITA)

Lap 13	
1	<b>7 C.Davies</b> (GBR)

20/08/2017  
These data/results cannot be reproduced, stored and/or transmitted in whole or in part by any manner of electronic, mechanical, photocopying, recording, broadcasting or otherwise now known or herein after developed without the previous express consent by the copyright owner, except for reproduction in daily press and regular printed publications on sale to the public within 60 days of the event related to those data/results and always provided that copyright symbol appears together as follows below.  
© DORNA WSBK ORGANIZATION Srl 2017



Lausitzring 4.265 m

3 / 3

**German Round, 18-19-20 August 2017**
**World Superbike - Lap Chart Race 2**

2	1 J.Rea (GBR)	0.769	7	32 L.Savadori (ITA)	13.396	19	55 M.Roccoli (ITA)	1'19.365
3	33 M.Melandri (ITA)	1.029	8	81 J.Torres (ESP)	13.920	<b>Lap 20</b>		
4	32 L.Savadori (ITA)	9.382	9	21 M.Reiterberger (GER)	15.014	1	7 C.Davies (GBR)	
5	66 T.Sykes (GBR)	9.588	10	12 X.Forés (ESP)	17.051	2	1 J.Rea (GBR)	2.104
6	2 L.Camier (GBR)	9.881	11	60 M.van der Mark (NED)	20.459	3	33 M.Melandri (ITA)	3.276
7	22 A.Lowes (GBR)	10.396	12	36 L.Mercado (ARG)	26.404	4	66 T.Sykes (GBR)	14.409
8	81 J.Torres (ESP)	11.801	13	35 R.De Rosa (ITA)	27.378	5	2 L.Camier (GBR)	15.471
9	21 M.Reiterberger (GER)	12.066	14	6 S.Bradl (GER)	27.487	6	22 A.Lowes (GBR)	15.811
10	12 X.Forés (ESP)	12.434	15	40 R.Ramos (ESP)	27.791	7	32 L.Savadori (ITA)	16.140
11	60 M.van der Mark (NED)	16.256	16	86 A.Badovini (ITA)	44.827	8	81 J.Torres (ESP)	16.707
12	36 L.Mercado (ARG)	20.256	17	37 O.Jezek (CZE)	45.185	9	21 M.Reiterberger (GER)	18.883
13	35 R.De Rosa (ITA)	20.771	18	34 D.Giugliano (ITA)	45.254	10	12 X.Forés (ESP)	23.397
14	6 S.Bradl (GER)	21.012	19	55 M.Roccoli (ITA)	1'04.079	11	60 M.van der Mark (NED)	24.823
15	40 R.Ramos (ESP)	21.644	<b>Lap 17</b>			12	36 L.Mercado (ARG)	34.201
16	88 R.Krummenacher (SU)	25.065	1	7 C.Davies (GBR)		13	6 S.Bradl (GER)	35.382
17	86 A.Badovini (ITA)	34.132	2	1 J.Rea (GBR)	1.107	14	40 R.Ramos (ESP)	36.928
18	34 D.Giugliano (ITA)	34.328	3	33 M.Melandri (ITA)	1.583	15	35 R.De Rosa (ITA)	37.456
19	37 O.Jezek (CZE)	35.510	4	66 T.Sykes (GBR)	13.089	16	37 O.Jezek (CZE)	58.671
20	19 P.Szkopek (POL)	47.685	5	2 L.Camier (GBR)	13.478	17	86 A.Badovini (ITA)	58.789
21	55 M.Roccoli (ITA)	51.018	6	22 A.Lowes (GBR)	13.784	18	34 D.Giugliano (ITA)	59.080
22	84 R.Russo (ITA)	58.971	7	32 L.Savadori (ITA)	14.020	19	55 M.Roccoli (ITA)	1'23.786
<b>Lap 14</b>			8	81 J.Torres (ESP)	14.628	<b>Lap 21</b>		
1	7 C.Davies (GBR)		9	21 M.Reiterberger (GER)	15.977	1	7 C.Davies (GBR)	
2	1 J.Rea (GBR)	0.711	10	12 X.Forés (ESP)	18.665	2	1 J.Rea (GBR)	2.290
3	33 M.Melandri (ITA)	1.281	11	60 M.van der Mark (NED)	21.750	3	33 M.Melandri (ITA)	4.388
4	66 T.Sykes (GBR)	10.679	12	36 L.Mercado (ARG)	28.117	4	66 T.Sykes (GBR)	14.167
5	32 L.Savadori (ITA)	10.833	13	35 R.De Rosa (ITA)	29.569	5	22 A.Lowes (GBR)	15.786
6	2 L.Camier (GBR)	11.048	14	6 S.Bradl (GER)	29.730	6	2 L.Camier (GBR)	16.023
7	22 A.Lowes (GBR)	11.445	15	40 R.Ramos (ESP)	30.083	7	32 L.Savadori (ITA)	16.138
8	81 J.Torres (ESP)	12.526	16	86 A.Badovini (ITA)	48.212	8	81 J.Torres (ESP)	16.900
9	21 M.Reiterberger (GER)	12.947	17	37 O.Jezek (CZE)	48.606	9	21 M.Reiterberger (GER)	20.355
10	12 X.Forés (ESP)	14.061	18	34 D.Giugliano (ITA)	49.524	10	12 X.Forés (ESP)	24.066
11	60 M.van der Mark (NED)	17.668	19	55 M.Roccoli (ITA)	1'08.749	11	60 M.van der Mark (NED)	24.885
12	36 L.Mercado (ARG)	22.182	<b>Lap 18</b>			12	36 L.Mercado (ARG)	35.566
13	35 R.De Rosa (ITA)	22.817	1	7 C.Davies (GBR)		13	6 S.Bradl (GER)	36.772
14	6 S.Bradl (GER)	23.026	2	1 J.Rea (GBR)	1.737	14	40 R.Ramos (ESP)	38.508
15	40 R.Ramos (ESP)	23.590	3	33 M.Melandri (ITA)	2.416	15	35 R.De Rosa (ITA)	39.613
16	88 R.Krummenacher (SU)	27.028	4	66 T.Sykes (GBR)	13.714	16	37 O.Jezek (CZE)	1'00.744
17	86 A.Badovini (ITA)	37.433	5	2 L.Camier (GBR)	14.325	17	34 D.Giugliano (ITA)	1'01.401
18	34 D.Giugliano (ITA)	37.566	6	22 A.Lowes (GBR)	14.705	18	86 A.Badovini (ITA)	1'01.531
19	37 O.Jezek (CZE)	38.353	7	32 L.Savadori (ITA)	15.030	19	55 M.Roccoli (ITA)	1'27.642
20	55 M.Roccoli (ITA)	55.199	8	81 J.Torres (ESP)	15.472			
21	84 R.Russo (ITA)	1'03.433	9	21 M.Reiterberger (GER)	17.056			
<b>Lap 15</b>			10	12 X.Forés (ESP)	20.533			
1	7 C.Davies (GBR)		11	60 M.van der Mark (NED)	23.051			
2	1 J.Rea (GBR)	0.695	12	36 L.Mercado (ARG)	30.429			
3	33 M.Melandri (ITA)	1.192	13	6 S.Bradl (GER)	32.227			
4	66 T.Sykes (GBR)	11.432	14	40 R.Ramos (ESP)	32.479			
5	2 L.Camier (GBR)	11.839	15	35 R.De Rosa (ITA)	32.848			
6	22 A.Lowes (GBR)	12.505	16	86 A.Badovini (ITA)	52.361			
7	32 L.Savadori (ITA)	12.725	17	37 O.Jezek (CZE)	52.484			
8	81 J.Torres (ESP)	13.276	18	34 D.Giugliano (ITA)	52.599			
9	21 M.Reiterberger (GER)	14.030	19	55 M.Roccoli (ITA)	1'13.645			
10	12 X.Forés (ESP)	15.467	<b>Lap 19</b>					
11	60 M.van der Mark (NED)	19.008	1	7 C.Davies (GBR)				
12	36 L.Mercado (ARG)	24.267	2	1 J.Rea (GBR)	1.856			
13	35 R.De Rosa (ITA)	25.046	3	33 M.Melandri (ITA)	2.649			
14	6 S.Bradl (GER)	25.281	4	66 T.Sykes (GBR)	14.161			
15	40 R.Ramos (ESP)	25.632	5	2 L.Camier (GBR)	15.073			
16	88 R.Krummenacher (SU)	28.985	6	22 A.Lowes (GBR)	15.217			
17	86 A.Badovini (ITA)	40.581	7	32 L.Savadori (ITA)	15.602			
18	34 D.Giugliano (ITA)	40.661	8	81 J.Torres (ESP)	16.121			
19	37 O.Jezek (CZE)	41.150	9	21 M.Reiterberger (GER)	17.930			
20	55 M.Roccoli (ITA)	59.288	10	12 X.Forés (ESP)	21.859			
21	84 R.Russo (ITA)	1'21.382	11	60 M.van der Mark (NED)	24.016			
<b>Lap 16</b>			12	36 L.Mercado (ARG)	32.452			
1	7 C.Davies (GBR)		13	6 S.Bradl (GER)	33.861			
2	1 J.Rea (GBR)	0.788	14	40 R.Ramos (ESP)	34.287			
3	33 M.Melandri (ITA)	1.396	15	35 R.De Rosa (ITA)	34.802			
4	66 T.Sykes (GBR)	12.139	16	86 A.Badovini (ITA)	55.625			
5	2 L.Camier (GBR)	12.594	17	37 O.Jezek (CZE)	56.047			
6	22 A.Lowes (GBR)	13.135	18	34 D.Giugliano (ITA)	56.130			

20/08/2017

These data/results cannot be reproduced, stored and/or transmitted in whole or in part by any manner of electronic, mechanical, photocopying, recording, broadcasting or otherwise now known or herein after developed without the previous express consent by the copyright owner, except for reproduction in daily press and regular printed publications on sale to the public within 60 days of the event related to those data/results and always provided that copyright symbol appears together as follows below.

© DORNA WSBK ORGANIZATION Srl 2017

**FCR PERUGIA TIMING**


Official Tyre Supplier



Official Timekeeper



## German Round, 18-19-20 August 2017 World Superbike - Best Sector & Speed Race 2

RESULTS			
1	7 C. DAVIES	Ducati Panigale R	Laps 21
2	1 J. REA	Kawasaki ZX-10RR	2.290
3	33 M. MELANDRI	Ducati Panigale R	4.388
4	66 T. SYKES	Kawasaki ZX-10RR	14.167
5	22 A. LOWES	Yamaha YZF R1	15.786
6	2 L. CAMIER	MV Agusta 1000 F4	16.023
7	32 L. SAVADORI	Aprilia RSV4 RF	16.138
8	81 J. TORRES	BMW S 1000 RR	16.900
9	21 M. REITERBERGER	BMW S 1000 RR	20.355
10	12 X. FORÉS	Ducati Panigale R	24.066
11	60 M. VAN DER MARK	Yamaha YZF R1	24.885
12	36 L. MERCADO	Aprilia RSV4 RF	35.566
13	6 S. BRADL	Honda CBR1000RR	36.772
14	40 R. RAMOS	Kawasaki ZX-10RR	38.508
15	35 R. DE ROSA	BMW S 1000 RR	39.613
16	37 O. JEZEK	Kawasaki ZX-10RR	1'00.744
17	34 D. GIUGLIANO	Honda CBR1000RR	1'01.401
18	86 A. BADOVINI	Kawasaki ZX-10RR	1'01.531
19	55 M. ROCCOLI	Yamaha YZF R1	1'27.642
RET	88 R. KRUMMENACHER	Kawasaki ZX-10RR	6 Laps
RET	84 R. RUSSO	Kawasaki ZX-10RR	6 Laps
RET	19 P. SZKOPEK	Yamaha YZF R1	8 Laps
RET	50 E. LAVERTY	Aprilia RSV4 RF	13 Laps

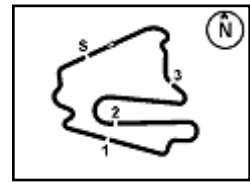
SPEED			
1	33 M. MELANDRI	Ducati Panigale R	289.6
2	7 C. DAVIES	Ducati Panigale R	286.6
3	50 E. LAVERTY	Aprilia RSV4 RF	286.6
4	81 J. TORRES	BMW S 1000 RR	286.6
5	36 L. MERCADO	Aprilia RSV4 RF	285.8
6	1 J. REA	Kawasaki ZX-10RR	284.3
7	6 S. BRADL	Honda CBR1000RR	283.5
8	22 A. LOWES	Yamaha YZF R1	283.5
9	35 R. DE ROSA	BMW S 1000 RR	283.5
10	66 T. SYKES	Kawasaki ZX-10RR	283.5
11	32 L. SAVADORI	Aprilia RSV4 RF	282.8
12	12 X. FORÉS	Ducati Panigale R	282.0
13	21 M. REITERBERGER	BMW S 1000 RR	282.0
14	60 M. VAN DER MARK	Yamaha YZF R1	281.3
15	2 L. CAMIER	MV Agusta 1000 F4	280.6
16	34 D. GIUGLIANO	Honda CBR1000RR	279.1
17	40 R. RAMOS	Kawasaki ZX-10RR	278.4
18	86 A. BADOVINI	Kawasaki ZX-10RR	277.0
19	88 R. KRUMMENACHER	Kawasaki ZX-10RR	277.0
20	84 R. RUSSO	Kawasaki ZX-10RR	274.8
21	37 O. JEZEK	Kawasaki ZX-10RR	273.4
22	55 M. ROCCOLI	Yamaha YZF R1	272.7
23	19 P. SZKOPEK	Yamaha YZF R1	272.7

SEG. 1			SEG. 2			SEG. 3			SEG. 4		
1	7 C. DAVIES	25.715	1	7 C. DAVIES	29.968	1	22 A. LOWES	21.876	1	1 J. REA	18.749
2	33 M. MELANDRI	25.818	2	33 M. MELANDRI	30.015	2	7 C. DAVIES	21.881	2	33 M. MELANDRI	18.811
3	1 J. REA	25.849	3	50 E. LAVERTY	30.048	3	81 J. TORRES	21.985	3	32 L. SAVADORI	18.831
4	50 E. LAVERTY	26.010	4	1 J. REA	30.060	4	50 E. LAVERTY	22.000	4	7 C. DAVIES	18.842
5	22 A. LOWES	26.012	5	66 T. SYKES	30.102	5	1 J. REA	22.005	5	66 T. SYKES	18.865
6	32 L. SAVADORI	26.032	6	40 R. RAMOS	30.169	6	2 L. CAMIER	22.009	6	81 J. TORRES	18.954
7	2 L. CAMIER	26.046	7	22 A. LOWES	30.175	7	12 X. FORÉS	22.026	7	2 L. CAMIER	18.957
8	66 T. SYKES	26.047	8	81 J. TORRES	30.198	8	60 M. VAN DER MARK	22.036	8	22 A. LOWES	18.970
9	81 J. TORRES	26.049	9	12 X. FORÉS	30.254	9	66 T. SYKES	22.049	9	12 X. FORÉS	18.985
10	21 M. REITERBERGE	26.051	10	2 L. CAMIER	30.267	10	32 L. SAVADORI	22.069	10	50 E. LAVERTY	19.008
11	12 X. FORÉS	26.139	11	21 M. REITERBERGE	30.273	11	21 M. REITERBERGE	22.075	11	21 M. REITERBERGE	19.009
12	60 M. VAN DER MARK	26.190	12	32 L. SAVADORI	30.291	12	88 R. KRUMMENACH	22.126	12	36 L. MERCADO	19.025
13	35 R. DE ROSA	26.193	13	60 M. VAN DER MARK	30.297	13	33 M. MELANDRI	22.126	13	60 M. VAN DER MARK	19.053
14	40 R. RAMOS	26.213	14	35 R. DE ROSA	30.347	14	35 R. DE ROSA	22.163	14	35 R. DE ROSA	19.106
15	6 S. BRADL	26.225	15	36 L. MERCADO	30.460	15	34 D. GIUGLIANO	22.183	15	40 R. RAMOS	19.128
16	36 L. MERCADO	26.318	16	6 S. BRADL	30.461	16	40 R. RAMOS	22.212	16	34 D. GIUGLIANO	19.156
17	88 R. KRUMMENACH	26.367	17	88 R. KRUMMENACH	30.525	17	6 S. BRADL	22.277	17	6 S. BRADL	19.201
18	34 D. GIUGLIANO	26.385	18	19 P. SZKOPEK	30.785	18	36 L. MERCADO	22.278	18	88 R. KRUMMENACH	19.229
19	37 O. JEZEK	26.459	19	34 D. GIUGLIANO	30.795	19	37 O. JEZEK	22.322	19	86 A. BADOVINI	19.245
20	86 A. BADOVINI	26.507	20	37 O. JEZEK	30.816	20	19 P. SZKOPEK	22.353	20	55 M. ROCCOLI	19.373
21	84 R. RUSSO	26.550	21	86 A. BADOVINI	30.923	21	86 A. BADOVINI	22.424	21	37 O. JEZEK	19.384
22	55 M. ROCCOLI	26.713	22	84 R. RUSSO	31.108	22	55 M. ROCCOLI	22.688	22	84 R. RUSSO	19.481
23	19 P. SZKOPEK	26.727	23	55 M. ROCCOLI	31.253	23	84 R. RUSSO	22.693	23	19 P. SZKOPEK	19.496

20/08/2017

These data/results cannot be reproduced, stored and/or transmitted in whole or in part by any manner of electronic, mechanical, photocopying, recording, broadcasting or otherwise now known or herein after developed without the previous express consent by the copyright owner, except for reproduction in daily press and regular printed publications on sale to the public within 60 days of the event related to those data/results and always provided that copyright symbol appears together as follows below.

© DORNA WSBK ORGANIZATION Srl 2017



## German Round, 18-19-20 August 2017 World Superbike - Chronological Analysis Race 2

Lausitzring 4.265 m

Start at 13:00'38.668

1 / 4

7 C. DAVIES (1'36.634)								16	25.880	30.071	22.147	19.008	1'37.106	287,3	13:26'39.450
Lap	Seg.1	Seg.2	Seg.3	Seg.4	Lap Time	km/h	Local Time	17	25.931	30.137	<b>22.126</b>	18.864	1'37.058	285,8	13:28'16.508
1		30.624	22.018	18.951	1'43.310		13:02'21.978	18	26.251	30.178	22.294	18.875	1'37.598	<b>289,7</b>	13:29'54.106
2	26.082	30.177	22.092	19.127	1'37.478	282,8	13:03'59.456	19	25.978	30.075	22.377	19.001	1'37.431	288,9	13:31'31.537
3	26.026	30.201	21.930	18.989	1'37.146	282,0	13:05'36.602	20	26.228	30.346	22.366	18.904	1'37.844	286,6	13:33'09.381
4	<b>25.715</b>	30.141	21.948	18.915	1'36.719	282,0	13:07'13.321	21	26.369	30.667	22.548	19.311	1'38.895	286,6	13:34'48.276
5	25.729	30.062	22.001	<b>18.842</b>	<b>1'36.634</b>	282,8	13:08'49.955	66 T. SYKES (1'37.390)							
6	26.181	30.264	22.172	18.947	1'37.564	<b>286,6</b>	13:10'27.519	Lap	Seg.1	Seg.2	Seg.3	Seg.4	Lap Time	km/h	Local Time
7	25.997	30.076	22.166	18.932	1'37.171	283,5	13:12'04.690	1		30.631	22.473	<b>18.865</b>	1'43.866		13:02'22.534
8	25.923	30.052	21.957	18.896	1'36.828	<b>286,6</b>	13:13'41.518	2	26.093	30.384	22.158	18.889	1'37.524	272,1	13:04'00.058
9	25.746	30.172	22.153	18.918	1'36.989	281,3	13:15'18.507	3	26.114	30.293	22.138	18.905	1'37.450	278,4	13:05'37.508
10	26.020	30.216	22.341	18.940	1'37.517	283,5	13:16'56.024	4	26.163	30.251	22.058	18.990	1'37.462	278,4	13:07'14.970
11	25.842	30.208	22.056	19.032	1'37.138	282,8	13:18'33.162	5	26.209	30.302	22.162	19.076	1'37.749	273,4	13:08'52.719
12	25.829	30.168	22.069	19.018	1'37.084	277,7	13:20'10.246	6	26.157	30.347	22.244	19.136	1'37.884	280,6	13:10'30.603
13	25.892	30.108	21.985	19.014	1'36.999	278,4	13:21'47.245	7	26.162	30.550	22.252	19.040	1'38.004	277,7	13:12'08.607
14	25.911	<b>29.968</b>	22.120	18.927	1'36.926	277,7	13:23'24.171	8	26.392	30.594	22.200	19.117	1'38.303	<b>283,5</b>	13:13'46.910
15	25.866	30.220	21.920	18.975	1'36.981	279,1	13:25'01.152	9	26.585	30.281	22.502	18.945	1'38.313	277,7	13:15'25.223
16	25.825	30.094	21.939	19.044	1'36.902	279,1	13:26'38.054	10	26.401	30.499	22.169	19.149	1'38.218	274,8	13:17'03.441
17	25.904	30.040	21.933	18.994	1'36.871	278,4	13:28'14.925	11	26.339	30.218	22.142	18.974	1'37.673	281,3	13:18'41.114
18	25.885	30.019	<b>21.881</b>	18.980	1'36.765	281,3	13:29'51.690	12	26.126	30.314	22.207	19.092	1'37.739	280,6	13:20'18.853
19	26.047	30.141	22.034	18.976	1'37.198	282,0	13:31'28.888	13	26.136	30.449	22.256	19.139	1'37.980	281,3	13:21'56.833
20	25.927	30.168	21.993	19.129	1'37.217	281,3	13:33'06.105	14	26.245	30.397	22.229	19.146	1'38.017	278,4	13:23'34.850
21	26.093	30.348	22.139	19.203	1'37.783	280,6	13:34'43.888	15	26.317	30.222	22.200	18.995	1'37.734	277,0	13:25'12.584
1 J. REA (1'36.868)								16	26.135	30.303	22.149	19.022	1'37.609	278,4	13:26'50.193
Lap	Seg.1	Seg.2	Seg.3	Seg.4	Lap Time	km/h	Local Time	17	26.229	<b>30.102</b>	22.302	19.188	1'37.821	277,7	13:28'28.014
1		30.297	22.029	18.844	1'42.689		13:02'21.357	18	<b>26.047</b>	30.307	22.078	18.958	<b>1'37.390</b>	279,8	13:30'05.404
2	26.181	30.062	22.051	<b>18.749</b>	1'37.043	282,0	13:03'58.400	19	26.146	30.319	22.161	19.019	1'37.645	282,0	13:31'43.049
3	26.087	30.147	22.047	18.968	1'37.249	271,4	13:05'35.649	20	26.186	30.334	<b>22.049</b>	18.896	1'37.465	280,6	13:33'20.514
4	25.910	30.121	22.008	18.956	1'36.995	280,6	13:07'12.644	21	26.106	30.370	22.166	18.899	1'37.541	279,8	13:34'58.055
5	<b>25.849</b>	30.113	22.045	18.871	1'36.878	280,6	13:08'49.522	22 A. LOWES (1'37.241)							
6	26.136	30.139	22.149	18.771	1'37.195	281,3	13:10'26.717	Lap	Seg.1	Seg.2	Seg.3	Seg.4	Lap Time	km/h	Local Time
7	25.942	30.221	22.107	18.856	1'37.126	282,0	13:12'03.843	1		30.722	22.391	19.222	1'44.464		13:02'23.132
8	26.022	30.177	22.174	18.838	1'37.211	279,8	13:13'41.054	2	26.643	<b>30.175</b>	<b>21.876</b>	19.205	1'37.899	260,2	13:04'01.031
9	25.999	30.242	22.073	18.931	1'37.245	280,6	13:15'18.299	3	<b>26.012</b>	30.272	21.939	19.018	<b>1'37.241</b>	280,6	13:05'38.272
10	26.012	30.318	22.167	18.949	1'37.446	279,1	13:16'55.745	4	26.245	30.428	21.988	19.085	1'37.746	281,3	13:07'16.018
11	26.331	30.156	22.199	18.992	1'37.678	278,4	13:18'33.423	5	26.371	30.316	21.984	19.013	1'37.684	273,4	13:08'53.702
12	26.107	30.087	22.324	18.831	1'37.349	282,0	13:20'10.772	6	26.074	30.319	22.039	19.092	1'37.524	<b>283,5</b>	13:10'31.226
13	26.035	30.183	22.090	18.934	1'37.242	283,5	13:21'48.014	7	26.340	30.999	22.195	18.993	1'38.527	270,0	13:12'09.753
14	25.933	<b>30.060</b>	22.007	18.868	<b>1'36.868</b>	281,3	13:23'24.882	8	26.316	30.428	22.253	19.497	1'38.494	276,2	13:13'48.247
15	25.994	30.123	22.075	18.773	1'36.965	281,3	13:25'01.847	9	26.267	30.405	22.106	19.052	1'37.830	275,5	13:15'26.077
16	25.884	30.124	<b>22.005</b>	18.982	1'36.995	282,8	13:26'38.842	10	26.198	30.514	22.028	19.106	1'37.846	279,8	13:17'03.923
17	26.093	30.089	22.102	18.906	1'37.190	282,8	13:28'16.032	11	26.438	30.352	22.160	19.179	1'38.129	268,0	13:18'42.052
18	25.969	30.144	22.227	19.055	1'37.395	<b>284,3</b>	13:29'53.427	12	26.314	30.523	22.044	19.051	1'37.932	277,7	13:20'19.984
19	26.089	30.155	22.180	18.893	1'37.317	283,5	13:31'30.744	13	26.217	30.343	22.042	19.055	1'37.657	281,3	13:21'57.641
20	26.077	30.235	22.234	18.919	1'37.465	283,5	13:33'08.209	14	26.324	30.432	22.124	19.095	1'37.975	279,1	13:23'35.616
21	26.143	30.373	22.324	19.129	1'37.969	283,5	13:34'46.178	15	26.422	30.589	22.024	19.006	1'38.041	282,0	13:25'13.657
33 M. MELANDRI (1'36.892)								16	26.046	30.407	22.099	18.980	1'37.532	282,8	13:26'51.189
Lap	Seg.1	Seg.2	Seg.3	Seg.4	Lap Time	km/h	Local Time	17	26.070	30.306	22.174	<b>18.970</b>	1'37.520	282,0	13:28'28.709
1		30.226	22.205	19.054	1'42.189		13:02'20.857	18	26.353	30.277	22.082	18.974	1'37.686	279,1	13:30'06.395
2	26.000	30.076	22.229	19.111	1'37.416	282,0	13:03'58.273	19	26.208	30.397	22.133	18.972	1'37.710	282,0	13:31'44.105
3	25.921	30.035	22.236	19.018	1'37.210	282,0	13:05'35.483	20	26.379	30.458	21.993	18.981	1'37.811	270,0	13:33'21.916
4	<b>25.818</b>	<b>30.015</b>	22.143	18.949	1'36.925	282,8	13:07'12.408	21	26.127	30.311	22.265	19.055	1'37.758	<b>283,5</b>	13:34'59.674
5	25.890	30.151	22.412	18.867	1'37.320	284,3	13:08'49.728	2 L. CAMIER (1'37.424)							
6	26.191	30.171	22.278	18.902	1'37.542	287,3	13:10'27.270	Lap	Seg.1	Seg.2	Seg.3	Seg.4	Lap Time	km/h	Local Time
7	25.924	30.117	22.279	18.879	1'37.199	285,8	13:12'04.469	1		30.964	22.291	19.027	1'43.719		13:02'22.387
8	25.952	30.160	22.288	18.868	1'37.268	285,8	13:13'41.737	2	26.082	30.324	22.168	18.989	1'37.563	278,4	13:03'59.950
9	25.986	30.031	22.249	18.899	1'37.165	287,3	13:15'18.902	3	26.120	30.557	22.178	19.050	1'37.905	279,8	13:05'37.855
10	25.963	30.183	22.186	18.950	1'37.282	285,8	13:16'56.184	4	26.171	30.550	<b>22.009</b>	19.083	1'37.813	278,4	13:07'15.668
11	26.098	30.181	22.255	18.989	1'37.523	284,3	13:18'33.707	5	<b>26.046</b>	30.313	22.052	19.013	<b>1'37.424</b>	277,0	13:08'53.092
12	25.985	30.159	22.279	18.895	1'37.318	287,3	13:20'11.025	6	26.104	30.344	22.077	19.309	1'37.834	279,8	13:10'30.926
13	25.958	30.256	22.141	18.894	1'37.249	286,6	13:21'48.274	7	26.125	30.580	22.167	19.081	1'37.953	<b>280,6</b>	13:12'08.879
14	26.009	30.111	22.136	18.922	1'37.178	285,0	13:23'25.452	8	26.278	30.745	22.089	19.189	1'38.301	279,8	13:13'47.180
15	25.869	30.022	22.190	<b>18.811</b>	<b>1'36.892</b>	285,8	13:25'02.344	9	26.686	30.833	22.123	19.052	1'38.694	279,1	13:15'25.874

20/08/2017

P = Pits In/Out - C = Lap-Time Cancelled

These data/results cannot be reproduced, stored and/or transmitted in whole or in part by any manner of electronic, mechanical, photocopying, recording, broadcasting or otherwise now known or herein after developed without the previous express consent by the copyright owner, except for reproduction in daily press and regular printed publications on sale to the public within 60 days of the event related to those data/results and always provided that copyright symbol appears together as follows below.

© DORNA WSBK ORGANIZATION Srl 2017

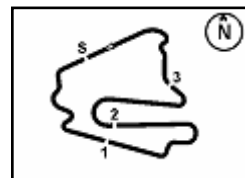
FICR PERUGIA TIMING



Official Tyre Supplier



Official Timekeeper



## German Round, 18-19-20 August 2017

### World Superbike - Chronological Analysis Race 2

Lausitzring 4.265 m

Start at 13:00'38.668

2 / 4

10	26.065	30.502	22.156	19.120	1'37.843	277,7	13:17'03.717	4	26.231	30.342	22.345	19.018	1'37.936	282,0	13:07'18.696
11	26.340	30.450	22.020	19.027	1'37.837	279,8	13:18'41.554	5	26.143	30.526	22.092	19.113	1'37.874	282,0	13:08'56.570
12	26.082	30.408	22.038	19.069	1'37.597	279,1	13:20'19.151	6	26.193	30.421	22.119	19.158	1'37.891	281,3	13:10'34.461
13	26.126	30.444	22.159	19.246	1'37.975	278,4	13:21'57.126	7	26.071	30.365	22.075	19.129	1'37.640	280,6	13:12'12.101
14	26.195	30.490	22.175	19.233	1'38.093	277,7	13:23'35.219	8	26.192	30.423	22.137	19.169	1'37.921	278,4	13:13'50.022
15	26.409	30.267	22.070	19.026	1'37.772	278,4	13:25'12.991	9	26.301	30.499	22.128	19.073	1'38.001	279,8	13:15'28.023
16	26.157	30.378	22.110	19.012	1'37.657	277,7	13:26'50.648	10	26.110	30.484	22.149	19.123	1'37.866	280,6	13:17'05.889
17	26.053	30.578	22.167	18.957	1'37.755	279,1	13:28'28.403	11	26.051	30.341	22.198	19.091	1'37.681	280,6	13:18'43.570
18	26.049	30.394	22.070	19.099	1'37.612	279,1	13:30'06.015	12	26.209	30.368	22.170	19.152	1'37.899	280,6	13:20'21.469
19	26.106	30.496	22.224	19.120	1'37.946	279,1	13:31'43.961	13	26.082	30.367	22.220	19.173	1'37.842	282,0	13:21'59.311
20	26.046	30.451	22.060	19.058	1'37.615	276,2	13:33'21.576	14	26.313	30.273	22.212	19.009	1'37.807	280,6	13:23'37.118
21	26.091	30.489	22.278	19.477	1'38.335	277,7	13:34'59.911	15	26.185	30.373	22.365	19.141	1'38.064	280,6	13:25'15.182

**32 L. SAVADORI (1'37.495)**

Lap	Seg.1	Seg.2	Seg.3	Seg.4	Lap Time	km/h	Local Time
1		30.456	22.372	19.020	1'43.001		13:02'21.669
2	26.231	30.376	22.283	19.056	1'37.946	279,1	13:03'59.615
3	26.153	30.477	22.069	18.888	1'37.587	276,2	13:05'37.202
4	26.141	30.292	22.114	19.032	1'37.579	278,4	13:07'14.781
5	26.125	30.387	22.078	19.102	1'37.692	281,3	13:08'52.473
6	26.243	30.412	22.156	19.169	1'37.980	278,4	13:10'30.453
7	26.159	30.559	22.132	19.140	1'37.990	279,8	13:12'08.443
8	26.503	30.471	22.215	19.043	1'38.232	277,7	13:13'46.675
9	26.224	30.571	22.258	19.085	1'38.138	278,4	13:15'24.813
10	26.132	30.467	22.167	19.066	1'37.832	274,8	13:17'02.645
11	26.202	30.580	22.207	19.089	1'38.078	275,5	13:18'40.723
12	26.032	30.533	22.227	19.097	1'37.889	275,5	13:20'18.612
13	26.119	30.488	22.282	19.126	1'38.015	274,8	13:21'56.627
14	26.160	30.598	22.469	19.150	1'38.377	273,4	13:23'35.004
15	26.863	30.584	22.423	19.003	1'38.873	275,5	13:25'13.877
16	26.107	30.334	22.239	18.893	1'37.573	280,6	13:26'51.450
17	26.103	30.291	22.149	18.952	1'37.495	280,6	13:28'28.945
18	26.230	30.465	22.089	18.991	1'37.775	280,6	13:30'06.720
19	26.159	30.493	22.208	18.910	1'37.770	282,0	13:31'44.490
20	26.256	30.561	22.107	18.831	1'37.755	281,3	13:33'22.245
21	26.106	30.394	22.131	19.150	1'37.781	282,8	13:35'00.026

**12 X. FORÉS (1'37.661)**

Lap	Seg.1	Seg.2	Seg.3	Seg.4	Lap Time	km/h	Local Time
1		30.454	22.026	19.051	1'42.487		13:02'21.155
2	26.482	30.363	22.156	18.985	1'37.986	278,4	13:03'59.141
3	26.158	30.254	22.196	19.125	1'37.733	277,7	13:05'36.874
4	26.139	30.305	22.077	19.140	1'37.661	281,3	13:07'14.535
5	26.146	30.263	22.152	19.164	1'37.725	281,3	13:08'52.260
6	26.248	30.319	22.307	19.036	1'37.910	279,8	13:10'30.170
7	26.233	30.471	22.244	19.160	1'38.108	279,8	13:12'08.278
8	26.295	30.294	22.365	19.129	1'38.083	278,4	13:13'46.361
9	26.587	30.716	22.311	19.167	1'38.781	278,4	13:15'25.142
10	26.292	30.506	22.181	19.117	1'38.096	280,6	13:17'03.238
11	26.311	30.469	22.601	19.150	1'38.531	279,1	13:18'41.769
12	26.343	30.950	22.468	19.191	1'38.952	282,0	13:20'20.721
13	26.316	30.377	23.013	19.252	1'38.958	281,3	13:21'59.679
14	26.551	30.551	22.238	19.213	1'38.553	279,8	13:23'38.232
15	26.446	30.554	22.138	19.249	1'38.387	279,8	13:25'16.619
16	26.411	30.522	22.328	19.225	1'38.486	279,8	13:26'55.105
17	26.495	30.467	22.259	19.264	1'38.485	279,8	13:28'33.590
18	26.439	30.528	22.379	19.287	1'38.633	281,3	13:30'12.223
19	26.405	30.335	22.566	19.218	1'38.524	282,0	13:31'50.747
20	26.432	30.738	22.340	19.245	1'38.755	280,6	13:33'29.502
21	26.340	30.542	22.297	19.273	1'38.452	281,3	13:35'07.954

**60 M. VAN DER MARK (1'37.810)**

Lap	Seg.1	Seg.2	Seg.3	Seg.4	Lap Time	km/h	Local Time
1		31.152	22.328	19.332	1'45.892		13:02'24.560
2	26.565	30.532	22.206	19.234	1'38.537	278,4	13:04'03.097
3	26.492	30.677	22.367	19.287	1'38.823	279,1	13:05'41.920
4	26.532	30.446	22.338	19.086	1'38.402	280,6	13:07'20.322
5	26.327	30.401	22.058	19.066	1'37.852	281,3	13:08'58.174
6	26.402	30.523	22.201	19.109	1'38.235	281,3	13:10'36.409
7	26.305	30.718	22.191	19.126	1'38.340	280,6	13:12'14.749
8	26.355	30.427	22.177	19.175	1'38.134	281,3	13:13'52.883
9	26.190	30.418	22.097	19.105	1'37.810	279,8	13:15'30.693
10	26.264	30.387	22.036	19.212	1'37.899	280,6	13:17'08.592
11	26.348	30.414	22.204	19.096	1'38.062	280,6	13:18'46.654
12	26.354	30.297	22.456	19.186	1'38.293	280,6	13:20'24.947
13	26.519	30.510	22.299	19.226	1'38.554	279,8	13:22'03.501
14	26.420	30.451	22.191	19.276	1'38.338	279,8	13:23'41.839
15	26.373	30.358	22.394	19.196	1'38.321	280,6	13:25'20.160
16	26.286	30.472	22.262	19.333	1'38.353	280,6	13:26'58.513
17	26.368	30.468	22.161	19.165	1'38.162	279,8	13:28'36.675
18	26.268	30.313	22.291	19.194	1'38.066	281,3	13:30'14.741
19	26.332	30.510	22.246	19.075	1'38.163	280,6	13:31'52.904
20	26.275	30.496	22.187	19.066	1'38.024	281,3	13:33'30.928

**21 M. REITERBERGER (1'37.640)**

Lap	Seg.1	Seg.2	Seg.3	Seg.4	Lap Time	km/h	Local Time
1		30.794	22.370	19.375	1'45.479		13:02'24.147
2	26.748	30.303	22.333	19.090	1'38.474	280,6	13:04'02.621
3	26.560	30.356	22.138	19.085	1'38.139	277,0	13:05'40.760

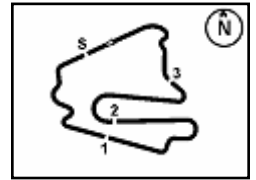
20/08/2017

P = Pits In/Out - C = Lap-Time Cancelled

These data/results cannot be reproduced, stored and/or transmitted in whole or in part by any manner of electronic, mechanical, photocopying, recording, broadcasting or otherwise now known or herein after developed without the previous express consent by the copyright owner, except for reproduction in daily press and regular printed publications on sale to the public within 60 days of the event related to those data/results and always provided that copyright symbol appears together as follows below.

© DORNA WSBK ORGANIZATION Srl 2017





## German Round, 18-19-20 August 2017 World Superbike - Chronological Analysis Race 2

Lausitzring 4.265 m

Start at 13:00'38.668

**3 / 4**

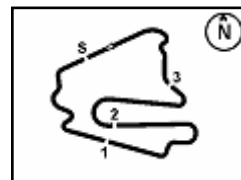
Lap	Seg.1	Seg.2	Seg.3	Seg.4	Lap Time	km/h	Local Time
21	26.346	30.369	22.077	<b>19.053</b>	1'37.845	280,6	13:35'08.773
<b>36 L. MERCADO (1'38.225)</b>							
1		30.854	22.422	19.281	1'45.233		13:02'23.901
2	26.541	30.578	22.328	19.099	1'38.546	279,8	13:04'02.447
3	26.801	30.770	22.510	19.144	1'39.225	280,6	13:05'41.672
4	26.590	30.474	22.643	19.162	1'38.869	<b>285,8</b>	13:07'20.541
5	26.381	30.493	<b>22.278</b>	19.073	<b>1'38.225</b>	282,0	13:08'58.766
6	26.377	<b>30.460</b>	22.328	19.110	1'38.275	282,0	13:10'37.041
7	26.420	30.761	22.401	19.095	1'38.677	285,0	13:12'15.718
8	<b>26.318</b>	30.560	22.363	19.101	1'38.342	282,8	13:13'54.060
9	26.414	30.700	22.317	<b>19.025</b>	1'38.456	282,0	13:15'32.516
10	26.557	30.592	22.369	19.185	1'38.703	279,1	13:17'11.219
11	26.350	30.703	22.384	19.137	1'38.574	281,3	13:18'49.793
12	26.511	30.712	22.432	19.294	1'38.949	281,3	13:20'28.742
13	26.452	30.600	22.545	19.162	1'38.759	280,6	13:22'07.501
14	26.434	30.694	22.478	19.246	1'38.852	280,6	13:23'46.353
15	26.579	30.743	22.448	19.296	1'39.066	280,6	13:25'25.419
16	26.490	30.642	22.511	19.396	1'39.039	280,6	13:27'04.458
17	26.434	30.593	22.381	19.176	1'38.584	281,3	13:28'43.042
18	26.586	30.741	22.402	19.348	1'39.077	282,0	13:30'22.119
19	26.558	30.856	22.592	19.215	1'39.221	280,6	13:32'01.340
20	26.469	30.751	22.481	19.265	1'38.966	283,5	13:33'40.306
21	26.495	30.842	22.483	19.328	1'39.148	282,0	13:35'19.454
<b>6 S. BRADL (1'38.238)</b>							
Lap	Seg.1	Seg.2	Seg.3	Seg.4	Lap Time	km/h	Local Time
1		31.224	22.346	19.445	1'46.189		13:02'24.857
2	26.389	30.686	22.315	<b>19.201</b>	1'38.591	274,1	13:04'03.448
3	26.616	30.685	22.296	19.290	1'38.887	279,1	13:05'42.335
4	26.463	30.579	22.347	19.295	1'38.684	<b>283,5</b>	13:07'21.019
5	<b>26.225</b>	<b>30.461</b>	22.296	19.263	1'38.245	282,0	13:08'59.264
6	26.278	30.463	<b>22.277</b>	19.220	<b>1'38.238</b>	282,0	13:10'37.502
7	26.291	30.642	22.420	19.285	1'38.638	282,0	13:12'16.140
8	26.236	30.487	22.381	19.310	1'38.414	281,3	13:13'54.554
9	26.365	30.667	22.322	19.419	1'38.773	281,3	13:15'33.327
10	26.427	30.547	22.365	19.311	1'38.650	277,7	13:17'11.977
11	26.384	30.530	22.340	19.302	1'38.556	280,6	13:18'50.533
12	26.430	30.579	22.453	19.344	1'38.806	279,1	13:20'29.339
13	26.535	30.646	22.438	19.299	1'38.918	278,4	13:22'08.257
14	26.522	30.774	22.346	19.298	1'38.940	279,8	13:23'47.197
15	26.649	30.752	22.400	19.435	1'39.236	280,6	13:25'26.433
16	26.539	30.718	22.477	19.374	1'39.108	280,6	13:27'05.541
17	26.699	30.641	22.354	19.420	1'39.114	281,3	13:28'44.655
18	26.715	30.797	22.418	19.332	1'39.262	279,1	13:30'23.917
19	26.391	30.687	22.410	19.344	1'38.832	282,0	13:32'02.749
20	26.340	30.679	22.408	19.311	1'38.738	280,6	13:33'41.487
21	26.592	30.650	22.494	19.437	1'39.173	282,0	13:35'20.660
<b>40 R. RAMOS (1'37.958)</b>							
Lap	Seg.1	Seg.2	Seg.3	Seg.4	Lap Time	km/h	Local Time
1		31.152	22.563	19.483	1'46.924		13:02'25.592
2	26.402	30.747	22.327	19.337	1'38.813	273,4	13:04'04.405
3	26.489	30.783	22.313	19.303	1'38.888	274,1	13:05'43.293
4	26.355	30.592	22.304	19.180	1'38.431	273,4	13:07'21.724
5	26.287	30.578	22.386	19.198	1'38.449	274,8	13:09'00.173
6	26.378	30.736	<b>22.212</b>	19.173	1'38.499	274,8	13:10'38.672
7	26.272	30.675	22.294	19.161	1'38.402	275,5	13:12'17.074
8	27.039	30.840	22.339	19.290	1'39.508	272,7	13:13'56.582
9	26.368	30.769	<b>22.212</b>	19.195	1'38.544	270,7	13:15'35.126
10	26.836	30.590	22.267	19.227	1'38.920	272,1	13:17'14.046
11	<b>26.213</b>	<b>30.169</b>	22.322	19.254	<b>1'37.958</b>	273,4	13:18'52.004
12	26.322	30.586	22.266	<b>19.128</b>	1'38.302	273,4	13:20'30.306
13	26.373	30.689	22.341	19.180	1'38.583	272,1	13:22'08.889
14	26.553	30.624	22.468	19.227	1'38.872	272,1	13:23'47.761
<b>34 D. GIUGLIANO (1'38.814)</b>							
Lap	Seg.1	Seg.2	Seg.3	Seg.4	Lap Time	km/h	Local Time
1		31.539	22.430	19.336	1'47.286		13:02'25.954
2	26.659	30.939	<b>22.183</b>	19.328	1'39.109	266,0	13:04'05.063
3	26.493	30.853	22.465	19.244	1'39.055	275,5	13:05'44.118
4	26.607	<b>30.795</b>	22.256	<b>19.156</b>	<b>1'38.814</b>	270,7	13:07'22.932
5	26.434	31.013	22.429	19.226	1'39.102	277,0	13:09'02.034
6	26.499	30.829	22.482	19.276	1'39.086	277,0	13:10'41.120
7	<b>26.385</b>	31.763	22.588	19.334	1'40.070	275,5	13:12'21.190
8	26.426	31.828	22.835	19.403	1'40.492	274,1	13:14'01.682

20/08/2017

**P = Pits In/Out - C = Lap-Time Cancelled**

These data/results cannot be reproduced, stored and/or transmitted in whole or in part by any manner of electronic, mechanical, photocopying, recording, broadcasting or otherwise now known or herein after developed without the previous express consent by the copyright owner, except for reproduction in daily press and regular printed publications on sale to the public within 60 days of the event related to those data/results and always provided that copyright symbol appears together as follows below.

© DORNA WSBK ORGANIZATION Srl 2017



Lausitzring 4.265 m

## German Round, 18-19-20 August 2017

### World Superbike - Chronological Analysis Race 2

Start at 13:00'38.668

**4 / 4**

9	26.482	31.257	22.401	19.340	1'39.480	272,7	13:15'41.162	3	26.450	30.563	22.243	19.335	1'38.591	274,8	13:05'43.959
10	26.564	31.190	22.556	19.564	1'39.874	273,4	13:17'21.036	4	26.406	30.568	22.136	19.276	1'38.386	274,8	13:07'22.345
11	26.846	31.304	22.522	19.424	1'40.096	270,0	13:19'01.132	5	<b>26.367</b>	30.580	<b>22.126</b>	19.274	<b>1'38.347</b>	272,7	13:09'00.692
12	26.759	31.150	22.565	19.504	1'39.978	272,1	13:20'41.110	6	26.480	30.632	22.169	19.352	1'38.633	276,2	13:10'39.325
13	26.630	31.629	22.833	19.371	1'40.463	270,0	13:22'21.573	7	26.394	<b>30.525</b>	22.252	19.302	1'38.473	<b>277,0</b>	13:12'17.798
14	26.916	31.138	22.812	19.298	1'40.164	272,7	13:24'01.737	8	26.485	30.895	22.375	19.406	1'39.161	276,2	13:13'56.959
15	26.846	31.155	22.628	19.447	1'40.076	271,4	13:25'41.813	9	26.519	30.757	22.481	19.266	1'39.023	274,8	13:15'35.982
16	27.779	31.590	22.647	19.479	1'41.495	<b>279,1</b>	13:27'23.308	10	26.508	30.633	22.268	19.362	1'38.771	272,7	13:17'14.753
17	27.806	31.324	22.580	19.431	1'41.141	274,1	13:29'04.449	11	26.465	30.841	22.475	19.417	1'39.198	275,5	13:18'53.951
18	26.577	31.033	22.627	19.603	1'39.840	277,7	13:30'44.289	12	26.582	30.777	22.490	19.352	1'39.201	274,8	13:20'33.152
19	27.428	31.155	22.580	19.566	1'40.729	263,4	13:32'25.018	13	26.486	30.749	22.538	19.385	1'39.158	274,8	13:22'12.310
20	26.869	31.112	22.653	19.533	1'40.167	278,4	13:34'05.185	14	26.562	30.561	22.524	19.242	1'38.889	271,4	13:23'51.199
21	26.824	31.051	22.644	19.585	1'40.104	277,0	13:35'45.289	15	26.507	30.681	22.365	19.385	1'38.938	274,1	13:25'30.137

86 A. BADOVINI (1'39.206)								84 R. RUSSO (1'40.133)							
Lap	Seg.1	Seg.2	Seg.3	Seg.4	Lap Time	km/h	Local Time	Lap	Seg.1	Seg.2	Seg.3	Seg.4	Lap Time	km/h	Local Time
1		31.324	22.846	19.413	1'47.027		13:02'25.695	1		32.009	<b>22.693</b>	<b>19.481</b>	1'48.315		13:02'26.983
2	26.621	31.449	22.594	19.372	1'40.036	272,1	13:04'05.731	2	<b>26.550</b>	31.171	22.945	19.485	1'40.151	<b>274,8</b>	13:04'07.134
3	<b>26.507</b>	30.967	22.441	19.291	<b>1'39.206</b>	270,7	13:05'44.937	3	26.687	31.157	22.724	19.565	<b>1'40.133</b>	274,1	13:05'47.267
4	26.640	<b>30.923</b>	22.426	19.262	1'39.251	<b>277,0</b>	13:07'24.188	4	26.706	31.262	22.948	19.712	1'40.628	271,4	13:07'27.895
5	26.739	31.040	<b>22.424</b>	19.432	1'39.635	270,7	13:09'03.823	5	26.777	31.296	22.786	19.711	1'40.570	271,4	13:09'08.465
6	26.803	30.990	22.470	19.390	1'39.653	272,1	13:10'43.476	6	26.674	31.544	22.899	19.716	1'40.833	273,4	13:10'49.298
7	26.606	31.069	22.571	<b>19.245</b>	1'39.491	273,4	13:12'22.967	7	26.666	31.327	23.147	19.747	1'40.887	272,1	13:12'30.185
8	26.662	31.031	22.601	19.323	1'39.617	271,4	13:14'02.584	8	26.606	31.121	22.905	19.615	1'40.247	271,4	13:14'10.432
9	26.588	31.044	22.571	19.341	1'39.544	270,0	13:15'42.128	9	26.917	34.895	22.956	19.597	1'44.365	268,7	13:15'54.797
9	26.593	31.075	22.540	19.409	1'39.617	268,0	13:17'21.745	10	26.645	31.392	22.847	19.653	1'40.537	270,7	13:17'35.334
10	26.617	31.080	22.570	19.312	1'39.579	269,3	13:19'01.324	11	26.707	31.214	23.019	19.659	1'40.599	270,0	13:19'15.933
11	26.726	31.193	22.576	19.414	1'39.909	272,7	13:20'41.233	12	34.422	32.650	23.033	19.651	1'49.756	271,4	13:21'05.689
12	26.706	31.245	22.764	19.429	1'40.144	272,1	13:22'21.377	13	26.782	<b>31.108</b>	22.973	19.664	1'40.527	272,1	13:22'46.216
13	26.856	31.253	22.685	19.433	1'40.227	268,7	13:24'01.604	14	27.094	31.350	23.013	19.931	1'41.388	268,7	13:24'27.604
14	26.716	31.216	22.618	19.579	1'40.129	268,7	13:25'41.733	15	27.235	32.309	23.814	31.572	1'54.930P	269,3	13:26'22.534
15	27.568	31.351	22.693	19.536	1'41.148	269,3	13:27'22.881								
16	26.752	31.188	22.776	19.540	1'40.256	269,3	13:29'03.137								
17	27.109	31.298	22.826	19.681	1'40.914	270,7	13:30'44.051								
18	27.021	31.208	22.737	19.496	1'40.462	267,3	13:32'24.513								
19	26.765	31.262	22.734	19.620	1'40.381	271,4	13:34'04.894								
20	26.743	31.102	22.999	19.681	1'40.525	270,7	13:35'45.419								

55 M. ROCCOLI (1'40.509)								19 P. SZKOPEK (1'39.632)							
Lap	Seg.1	Seg.2	Seg.3	Seg.4	Lap Time	km/h	Local Time	Lap	Seg.1	Seg.2	Seg.3	Seg.4	Lap Time	km/h	Local Time
1		32.304	22.789	19.585	1'49.121		13:02'27.789	1		31.892	22.983	19.605	1'48.850		13:02'27.518
2	27.158	31.396	22.804	19.520	1'40.878	260,2	13:04'08.667	2	26.978	31.226	22.605	19.642	1'40.451	270,7	13:04'07.969
3	27.001	<b>31.253</b>	22.894	19.641	1'40.789	265,3	13:05'49.456	3	26.793	31.038	<b>22.353</b>	19.653	1'39.837	<b>272,7</b>	13:05'47.806
4	26.869	31.577	22.882	19.627	1'40.955	271,4	13:07'30.411	4	<b>26.727</b>	30.947	22.462	<b>19.496</b>	<b>1'39.632</b>	272,1	13:07'27.438
5	26.910	31.334	22.986	19.871	1'41.101	270,0	13:09'11.512	5	26.981	30.853	22.375	19.574	1'39.783	272,1	13:09'07.221
6	26.898	31.388	22.877	19.702	1'40.865	269,3	13:10'52.377	6	26.825	<b>30.785</b>	22.413	19.795	1'39.818	272,1	13:10'47.039
7	26.948	31.671	23.119	19.749	1'41.487	272,1	13:12'33.864	7	27.000	31.277	22.584	19.847	1'40.708	268,7	13:12'27.747
8	26.906	31.404	<b>22.688</b>	19.711	1'40.709	270,0	13:14'14.573	8	27.355	31.427	22.753	19.817	1'41.352	266,7	13:14'09.099
9	<b>26.713</b>	31.683	22.746	<b>19.373</b>	1'40.515	269,3	13:15'55.088	9	27.010	31.399	22.659	19.896	1'40.964	269,3	13:15'50.063
10	26.801	31.349	22.741	19.618	<b>1'40.509</b>	<b>272,7</b>	13:17'35.597	10	26.989	31.198	22.633	19.782	1'40.602	268,0	13:17'30.665
11	26.729	31.332	22.795	19.696	1'40.552	<b>272,7</b>	13:19'16.149	11	27.155	31.306	23.078	19.767	1'41.306	268,7	13:19'11.971
12	26.750	31.425	23.169	19.605	1'40.949	270,7	13:20'57.098	12	27.137	31.422	22.760	19.973	1'41.292	270,7	13:20'53.263
13	26.869	31.451	22.956	19.889	1'41.165	269,3	13:22'38.263	13	27.127	31.539	23.019	19.982	1'41.667	267,3	13:22'34.930
14	26.859	31.487	22.969	19.792	1'41.107	268,0	13:24'19.370								
15	26.798	31.580	23.032	19.660	1'41.070	268,7	13:26'00.440								
16	26.930	31.703	23.138	19.922	1'41.693	270,0	13:27'42.133								
17	27.033	31.583	23.122	19.803	1'41.541	267,3	13:29'23.674								
18	26.891	31.555	23.191	20.024	1'41.661	272,1	13:31'05.335								
19	27.604	32.046	23.451	19.817	1'42.918	250,5	13:32'48.253								
20	27.089	31.807	23.010	19.732	1'41.638	270,0	13:34'29.891								
21	27.088	31.764	22.931	19.856	1'41.639	271,4	13:36'11.530								

50 E. LAVERTY (1'37.346)								88 R. KRUMMENACHER (1'38.347)							
Lap	Seg.1	Seg.2	Seg.3	Seg.4	Lap Time	km/h	Local Time	Lap	Seg.1	Seg.2	Seg.3	Seg.4	Lap Time	km/h	Local Time
1								1		30.646	22.317	19.217	1'44.670		13:02'23.338
2								2	26.644	30.242	<b>22.000</b>	19.196	1'38.082	274,8	13:04'01.420
3								3	26.144	<b>30.048</b>	22.059	19.095	<b>1'37.346</b>	282,8	13:05'38.766
4								4	26.068	30.243	22.102	19.071	1'37.484	285,0	13:07'16.250
5								5	26.398	30.275	22.170	<b>19.008</b>	1'37.851	280,6	13:08'54.101
6								6	26.018	30.139	22.105	19.087	1'37.349	<b>286,6</b>	13:10'31.450
7								7	26.218	30.376	22.010	19.065	1'37.669	274,8	13:12'09.119
8								8	26.467	30.450	22.625	19.471	1'39.013	278,4	13:13'48.132

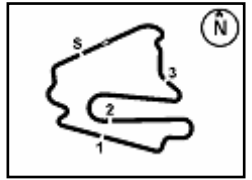
88 R. KRUMMENACHER (1'38.347)							
Lap	Seg.1	Seg.2	Seg.3	Seg.4	Lap Time	km/h	Local Time
1		31.159	22.714	19.412	1'47.132		13:02'25.800
2	26.976	31.160	22.203	<b>19.229</b>	1'39.568	274,1	13:04'05.368

20/08/2017

**P = Pits In/Out - C = Lap-Time Cancelled**

These data/results cannot be reproduced, stored and/or transmitted in whole or in part by any manner of electronic, mechanical, photocopying, recording, broadcasting or otherwise now known or herein after developed without the previous express consent by the copyright owner, except for reproduction in daily press and regular printed publications on sale to the public within 60 days of the event related to those data/results and always provided that copyright symbol appears together as follows below.

© DORNA WSBK ORGANIZATION Srl 2017



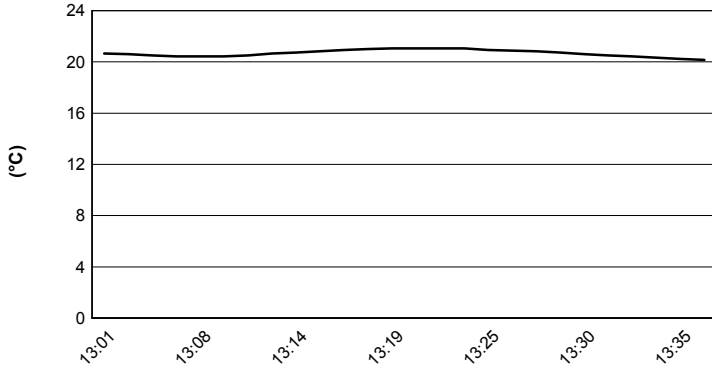
Lausitzring 4.265 m

## German Round, 18-19-20 August 2017

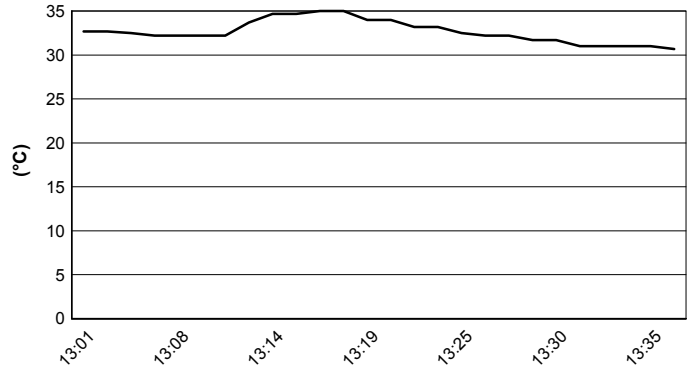
### World Superbike - Weather Report Race 2

Session started 13:01 - Session ended 13:36

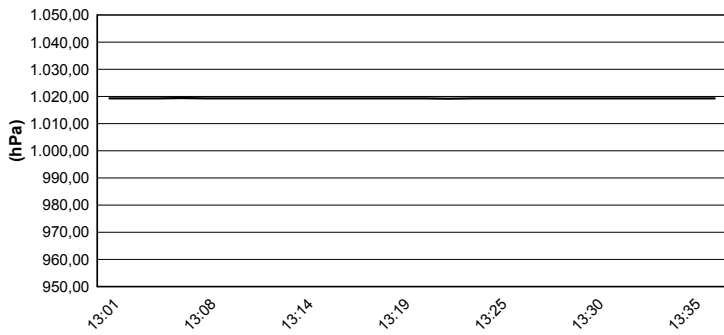
#### Air Temperature



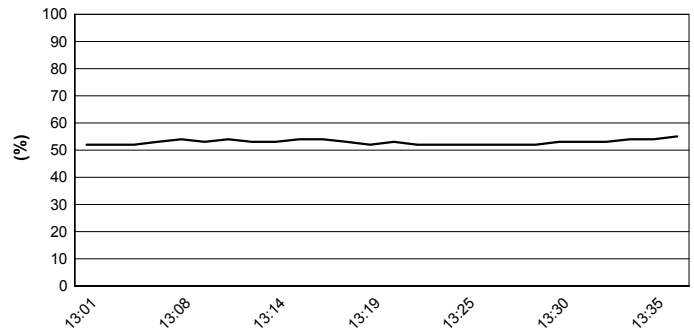
#### Track Temperature



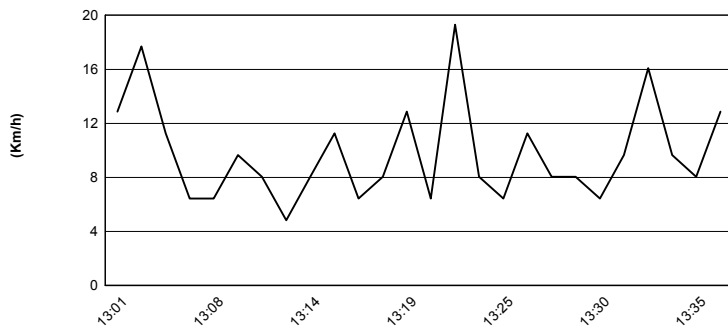
#### Air Pressure



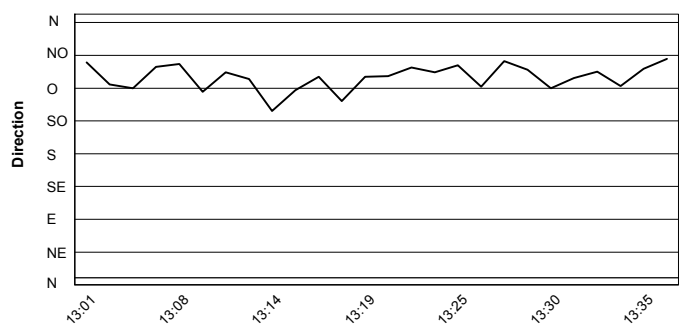
#### Humidity



#### Wind Speed



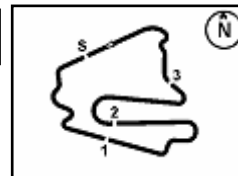
#### Wind Direction



20/08/2017

These data/results cannot be reproduced, stored and/or transmitted in whole or in part by any manner of electronic, mechanical, photocopying, recording, broadcasting or otherwise now known or herein after developed without the previous express consent by the copyright owner, except for reproduction in daily press and regular printed publications on sale to the public within 60 days of the event related to those data/results and always provided that copyright symbol appears together as follows below.

© DORNA WSBK ORGANIZATION Srl 2017



Lausitzring 4.265 m

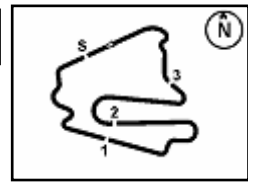
1 / 2

## German Round, 18-19-20 August 2017 World Superbike - Championship Standings

	Points	Points From First	Points From Previous	February 26 PHILLIP ISLAND		March 12 BURIRAM		April 2 ARAGÓN		April 30 ASSEN		May 14 IMOLA		May 28 DONINGTON PARK		June 18 MISANO		July 9 LAGUNA SECA		August 20 LAUSITZRING		September 17 PORTIMÃO		October 1 MAGNY COURS		October 22 JEREZ		November 4 LOSAIL		
				1	2	1	2	1	2	1	2	1	2	1	2	1	2	1	2	1	2	1	2	1	2	1	2	1	2	
<b>1 REA</b> Jonathan (GBR)	<b>381</b>			25	25	25	25	25	20	25	20	20	0	25	16	20	20	25	20	20										
<b>2 SYKES</b> Tom (GBR)	<b>311</b>	70		16	10	16	20	16	13	20	20	13	16	25	20	25	16	16	20	16	13									
<b>3 DAVIES</b> Chaz (GBR)	<b>276</b>	105	35	20	20	20	10	0	25	0	16	25	25	8	16	0	0	25	16	25	25									
<b>4 MELANDRI</b> Marco (ITA)	<b>218</b>	163	58	0	16	13	16	20	16	16	0	16	11	13	0	1	25	13	13	13	16									
<b>5 LOWES</b> Alex (GBR)	<b>169</b>	212	49	13	13	10	13	13	3	0	11	8	10	16	11	20	0	0	7	10	11									
<b>6 FORÉS</b> Xavi (ESP)	<b>146</b>	235	23	10	11	5	8	0	10	13	3	11	13	6	9	11	0	11	11	8	6									
<b>7 VAN DER MARK</b> Michael (NED)	<b>135</b>	246	11	7	9	11	0	11	11	0	13	9	7	11	13	0	13	8	6	1	5									
<b>8 CAMIER</b> Leon (GBR)	<b>120</b>	261	15	11	8	8	0	5	6	6	10	10	0	10	10	5	0	10	0	11	10									
<b>9 TORRES</b> Jordi (ESP)	<b>109</b>	272	11	9	0	9	11	10	9	0	9	0	8	7	0	13	0	9	0	7	8									
<b>10 LAVERTY</b> Eugene (IRL)	<b>95</b>	286	14	8	6	0	1	8	7	8	8	0	9	3	0	10	11	0	10	6	0									
<b>11 SAVADORI</b> Lorenzo (ITA)	<b>81</b>	300	14	0	7	3	0	0	0	11	0	4	3	4	0	7	10	6	8	9	9									
<b>12 RAMOS</b> Román (ESP)	<b>77</b>	304	4	3	2	1	7	0	5	9	5	7	5	5	8	8	0	4	4	2	2									
<b>13 MERCADO</b> Leandro (ARG)	<b>75</b>	306	2	0	0	0	0	9	8	7	4	0	6	9	0	0	7	7	9	5	4									
<b>14 BRADL</b> Stefan (GER)	<b>67</b>	314	8	1	1	6	0	7	4	10	6	6	2	0	5	0	6	5	5	0	3									
<b>15 KRUMMENACHER</b> Randy (SUI)	<b>50</b>	331	17	6	0	4	0	2	2	5	2	3	1	2	0	9	8	0	2	4	0									
<b>16 HAYDEN</b> Nicky (USA)	<b>40</b>	341	10	5	0	7	9	6	0	2	7	0	4	0	0	0	0	0	0	0	0									
<b>17 DE ANGELIS</b> Alex (RSM)	<b>32</b>	349	8	2	5	0	5	1	0	4	1	5	0	0	0	4	0	2	3	0	0									
<b>18 DE ROSA</b> Raffaele (ITA)	<b>31</b>	350	1	0	0	0	0	0	0	3	0	2	0	1	6	6	9	3	0	0	1									
<b>19 REITERBERGER</b> Markus (GER)	<b>29</b>	352	2	4	3	2	6	4	0	0	0	0	0	0	0	0	0	0	0	3	7									
<b>20 HASLAM</b> Leon (GBR)	<b>20</b>	361	9	0	0	0	0	0	0	0	0	0	0	20	0	0	0	0	0	0	0									
<b>21 BADOVINI</b> Ayrton (ITA)	<b>14</b>	367	6	0	0	0	2	0	0	1	0	1	0	0	2	3	5	0	0	0	0									
<b>22 JEZEK</b> Ondrej (CZE)	<b>12</b>	369	2	0	0	0	3	0	0	0	0	0	0	0	3	2	4	0	0	0	0									
<b>23 RUSSO</b> Riccardo (ITA)	<b>8</b>	373	4	0	0	0	4	0	0	0	0	0	0	0	4	0	0	0	0	0	0									
<b>24 DIXON</b> Jake (GBR)	<b>7</b>	374	1	0	0	0	0	0	0	0	0	0	0	0	7	0	0	0	0	0	0									
<b>25 BROOKES</b> Joshua (AUS)	<b>4</b>	377	3	0	4	0	0	0	0	0	0	0	0	0	0	0	0	0	0	0	0									

20/08/2017 First Line: Championship Standings - Second Line: Ranking Progression  
 These data/results cannot be reproduced, stored and/or transmitted in whole or in part by any manner of electronic, mechanical, photocopying, recording, broadcasting or otherwise now known or herein after developed without the previous express consent by the copyright owner, except for reproduction in daily press and regular printed publications on sale to the public within 60 days of the event related to those data/results and always provided that copyright symbol appears together as follows below.  
 © DORNA WSBK ORGANIZATION Srl 2017





Lausitzring 4.265 m

**German Round, 18-19-20 August 2017**  
**World Superbike - Championship Standings**

	Points	Points From First	Points From Previous	February 26 PHILLIP ISLAND		March 12 BURIRAM		April 2 ARAGÓN		April 30 ASSEN		May 14 IMOLA		May 28 DONINGTON PARK		June 18 MISANO		July 9 LAGUNA SECA		August 20 LAUSITZRING		September 17 PORTIMÃO		October 1 MAGNY COURS		October 22 JEREZ		November 4 LOSAIL		
				1	2	1	2	1	2	1	2	1	2	1	2	1	2	1	2	1	2	1	2	1	2	1	2	1	2	
26 <b>SIMON</b> Julian (ESP)	4	377	0	0	0	0	0	3	1	0	0	0	0	0	0	0	0	0	0	0	0	0								
27 <b>GAGNE</b> Jake (USA)	2	379	2	0	0	0	0	0	0	0	0	0	0	0	0	0	0	1	1	0	0									
																		27	27	27	27									

20/08/2017

First Line: Championship Standings - Second Line: Ranking Progression

These data/results cannot be reproduced, stored and/or transmitted in whole or in part by any manner of electronic, mechanical, photocopying, recording, broadcasting or otherwise now known or herein after developed without the previous express consent by the copyright owner, except for reproduction in daily press and regular printed publications on sale to the public within 60 days of the event related to those data/results and always provided that copyright symbol appears together as follows below.

© DORNA WSBK ORGANIZATION Srl 2017

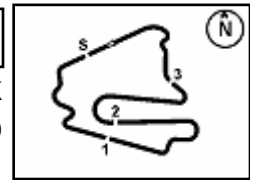
FKR PERUGIA TIMING



Official Tyre Supplier



Official Timekeeper



## German Round, 18-19-20 August 2017 World Superbike - Manufacturers Standings

Lausitzring 4.265 m

Points	Points From First	Points From Previous	February 26 PHILLIP ISLAND		March 12 BURIRAM		April 2 ARAGÓN		April 30 ASSEN		May 14 IMOLA		May 28 DONINGTON PARK		June 18 MISANO		July 9 LAGUNA SECA		August 20 LAUSITZRING		September 17 PORTIMÃO		October 1 MAGNY COURS		October 22 JEREZ		November 4 LOSAIL		
			1	2	1	2	1	2	1	2	1	2	1	2	1	2	1	2	1	2	1	2	1	2	1	2	1	2	1
1	KAWASAKI	415	25	25	25	25	25	20	25	25	20	20	25	25	25	20	20	25	20	20	20								
2	DUCATI	359	56	20	20	20	16	20	25	16	16	25	25	13	16	11	25	25	16	25	25								
3	YAMAHA	204	211	13	13	11	13	13	11	13	9	10	16	13	20	13	8	7	10	11									
4	APRILIA	133	282	8	7	3	1	9	8	11	8	4	9	9	11	10	7	10	9	9									
5	BMW	132	283	9	3	9	11	10	9	3	9	2	8	7	6	13	9	9	7	8									
6	MV AGUSTA	120	295	11	8	8		5	6	6	10	10	10	10	5	10	11	10											
7	HONDA	84	331	5	1	7	9	7	4	10	7	6	4	7	5	6	5	5	3										

20/08/2017

First Line: Championship Standings - Second Line: Ranking Progression

These data/results cannot be reproduced, stored and/or transmitted in whole or in part by any manner of electronic, mechanical, photocopying, recording, broadcasting or otherwise now known or herein after developed without the previous express consent by the copyright owner, except for reproduction in daily press and regular printed publications on sale to the public within 60 days of the event related to those data/results and always provided that copyright symbol appears together as follows below.

© DORNA WSBK ORGANIZATION Srl 2017

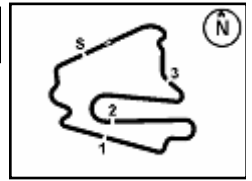
FKR PERUGIA TIMING



Official Tyre Supplier



Official Timekeeper



**German Round, 18-19-20 August 2017**  
**World Superbike - Pirelli Best Lap Award**

Lausitzring 4.265 m

Points	Points From First	Points From Previous	February 26	March 12	April 2	April 30	May 14	May 28	June 18	July 9	August 20	September 17	October 1	October 22	November 4	
			PHILLIP ISLAND	BURIRAM	ARAGÓN	ASSEN	IMOLA	DONINGTON PARK	MISANO	LAGUNA SECA	LAUSITZRING	PORTIMÃO	MAGNY COURS	JEREZ	LOSAIL	
<b>Fastest Laps</b>																
<b>1 REA</b> Jonathan (GBR)	<b>9</b>		1	1	1	1 1		1		1	1 1					
<b>2 DAVIES</b> Chaz (GBR)	4 5				1		1 1				1					
<b>3 SYKES</b> Tom (GBR)	2 7 2							1			1					
<b>4 MELANDRI</b> Marco (ITA)	2 7 0		1	1												
<b>5 VAN DER MARK</b> Michael (NED)	1 8 1								1							

20/08/2017

These data/results cannot be reproduced, stored and/or transmitted in whole or in part by any manner of electronic, mechanical, photocopying, recording, broadcasting or otherwise now known or herein after developed without the previous express consent by the copyright owner, except for reproduction in daily press and regular printed publications on sale to the public within 60 days of the event related to those data/results and always provided that copyright symbol appears together as follows below.

© DORNA WSBK ORGANIZATION Srl 2017

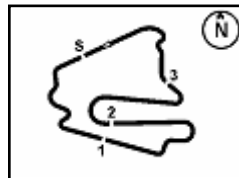
FIKR PERUGIA TIMING



Official Tyre Supplier



Official Timekeeper



Lausitzring 4.265 m

## German Round, 18-19-20 August 2017

### World Superbike - Rider's Performance

Points	Points From First	Points From Previous	February 26 PHILLIP ISLAND		March 12 BURIRAM		April 2 ARAGÓN		April 30 ASSEN		May 14 IMOLA		May 28 DONINGTON PARK		June 18 MISANO		July 9 LAGUNA SECA		August 20 LAUSITZRING		September 17 PORTIMÃO		October 1 MAGNY COURS		October 22 JEREZ		November 4 LOSAIL										
			G	1	2	G	1	2	G	1	2	G	1	2	G	1	2	G	1	2	G	1	2	G	1	2	G	1	2	G	1	2	G	1	2		
1	REA	381	1	1	1	1	1	1	2	1	1	1	3	2	2	2	Rt	1	2	3	2	2	2	1	2	2	2										
2	SYKES	311	70	2	3	6	2	3	2	3	3	4	2	2	2	2	4	3	1	1	2	1	1	3	1	3	2	1	3	4							
3	DAVIES	276	105	35	4	2	2	5	2	6	1	Rt	1	3	Rt	3	1	1	1	3	8	3	4	Rt	3	1	3	6	1	1							
4	MELANDRI	218	163	58	3	Rt	3	3	4	3	4	2	3	5	3	Rt	5	5	3	5	5	4	Rt	3	15	1	4	4	4	4	3						
5	LOWES	169	212	49	5	4	4	4	6	4	12	4	13	12	Rt	5	11	8	6	4	3	5	7	2	Rt	8	Rt	9	7	6	5						
6	FORÉS	146	235	23	8	6	5	8	11	8	5	Rt	6	7	4	13	7	5	4	7	10	7	8	5	Rt	7	5	5	12	8	10						
7	VAN DER MARK	135	246	11	10	9	7	6	5	Rt	7	5	5	8	Rt	4	9	7	9	11	5	4	5	Rt	4	13	8	10	11	15	11						
8	CAMIER	120	261	15	9	5	8	11	8	Rt	15	11	10	11	10	6	4	6	Rt	10	6	6	6	11	Rt	9	6	Rt	9	5	6						
9	TORRES	109	272	11	7	7	Rt	10	7	5	6	6	7	9	Rt	7	21	Ns	8	13	9	Rt	9	4	Rt	11	7	Rt	5	9	8						
10	LAVERTY	95	286	14	13	8	10	7	Rt	15	9	8	9	6	8	8	6	Rt	7	6	13	Rt	10	6	5	5	Rt	6	8	10	Rt						
11	SAVADORI	81	300	14	6	Rt	9	9	13		4	5	Rt	10	12	13	12	12	Rt	13	9	6	10	10	8	3	7	7									
12	RAMOS	77	304	4	17	13	14	19	15	9	14	Rt	11	15	7	11	14	9	11	19	11	8	12	8	Rt	15	12	12	20	14	14						
13	MERCADO	75	306	2				8	7	8	17	9	12	8	Rt	10	9	7	Rt	14	Rt	9	6	9	7	14	11	12									
14	BRADL	67	314	8	15	15	15	16	10	Rt	11	9	12	16	6	10	12	10	14	17	Rt	11	18	Nc	10	17	11	11	15	13							
15	KRUMMENACHER	50	331	17	14	10	16	13	12	Rt	16	14	14	13	11	14	15	13	15	14	14	Rt	11	7	8	16	17	14	19	12	Rt						
16	HAYDEN	40	341	10	11	11	Rt	14	9	7	10	10	Rt	10	14	9	13	Rt	12																		
17	DE ANGELIS	32	349	8	20	14	11	15	16	11	18	15	Rt	14	12	15	18	11	Rt	15	17	Rt	17	12	Rt	12	14	13									
18	DE ROSA	31	350	1							18	13	17	16	14	16	18	15	10	7	14	13	Rt	13	Rt	15											
19	REITERBERGER	29	352	2	12	12	13	12	14	10	13	12	16													10	13	9									
20	HASLAM	20	361	9													8	2	Rt																		
21	BADOVINI	14	367	6	21	17	Rt	20	Rt	14	21	Rt	17	21	15	16	17	15	Rt	22	16	14	20	13	11	20	16	Rt	16	16	18						
22	JEZEK	12	369	2	19	18	17	18	18	13	20			20	16	18	20	16	17	21	18	13	21	14	12	21	19	17	18	Rt	16						
23	RUSSO	8	373	4	18	16	Rt	17	17	12	19	16	Rt	19	Rt	Rt	19	Rt	Rt	20	Rt	12	16	Rt			22	Rt	Rt								
24	DIXON	7	374	1													16	Rt	9																		
25	BROOKES	4	377	3	16	Rt	12																														
26	SIMON	4	377	0				17	13	15																											
27	GAGNE	2	379	2																						18	15	15									

G = Grid - 1 = Race 1 - 2 = Race 2

Ns = Did Not Start - Rt = Retired - Ex = Excluded

20/08/2017

These data/results cannot be reproduced, stored and/or transmitted in whole or in part by any manner of electronic, mechanical, photocopying, recording, broadcasting or otherwise now known or herein after developed without the previous express consent by the copyright owner, except for reproduction in daily press and regular printed publications on sale to the public within 60 days of the event related to those data/results and always provided that copyright symbol appears together as follows below.

© DORNA WSBK ORGANIZATION Srl 2017







## German Round, 18-19-20 August 2017

### World Superbike - Best Laps & Speeds

No.	Rider		Best Lap		FP1		FP2		FP3		SP1		SP2		RC1		W1A		RC2		
	Nat	Bike	laps	speed	laps	speed	laps	speed	laps	speed	laps	speed	laps	speed	laps	speed	laps	speed	laps	speed	
1	66	T. SYKES	1'36.121		1'37.337		1'37.172		1'37.498		1'36.121		1'36.918		1'36.793		1'37.390				
	GBR	Kawasaki ZX-10RR	100	285,8	24	282,7	11	282,7	9	282,0	6	281,3	21	283,5	8	285,8	21	283,5			
2	1	J. REA	1'36.334		1'37.504		1'37.506		1'38.007		1'36.334		1'37.012		1'36.568		1'36.868				
	GBR	Kawasaki ZX-10RR	100	287,3	20	283,5	9	282,7	14	284,2	6	282,7	21	287,3	9	285,8	21	284,2			
3	32	L. SAVADORI	1'36.463		1'37.721		1'39.035		1'38.332		1'36.463		1'37.807		1'37.384		1'37.495				
	ITA	Aprilia RSV4 RF	105	282,7	22	279,1	17	276,9	11	275,5	6	280,5	21	276,9	7	282,0	21	282,7			
4	7	C. DAVIES	1'36.634		1'37.526		1'38.046		1'37.584		1'36.761		1'36.919		1'36.669		1'36.634				
	GBR	Ducati Panigale R	99	286,5	19	280,5	11	281,3	13	283,5	6	280,5	21	282,0	8	285,8	21	286,5			
5	33	M. MELANDRI	1'36.700		1'39.216		1'37.858		1'37.783		1'36.700		1'37.168		1'37.181		1'36.892				
	ITA	Ducati Panigale R	98	289,6	11	282,7	17	285,0	13	285,8	7	285,8	21	286,5	8	289,6	21	289,6			
6	81	J. TORRES	1'36.739		1'38.462		1'38.812		1'38.873		1'36.739		1'38.028		1'37.418		1'37.359				
	ESP	BMW S 1000 RR	98	286,5	21	280,5	9	282,0	12	278,3	7	281,3	21	286,5	7	283,5	21	286,5			
7	22	A. LOWES	1'36.774		1'38.470		1'39.090		1'38.309		1'36.774		1'37.603		1'37.260		1'37.241				
	GBR	Yamaha YZF R1	106	283,5	20	276,9	15	279,1	14	279,8	7	279,8	21	282,0	8	282,7	21	283,5			
8	50	E. LAVERTY	1'36.796		1'37.880		1'38.052		1'38.339		1'36.796		1'37.642		1'36.812		1'37.346				
	IRL	Aprilia RSV4 RF	91	288,8	22	282,7	15	285,8	12	282,7	6	286,5	21	284,2	7	288,8	8	286,5			
9	2	L. CAMIER	1'36.931		1'38.165		1'38.771		1'38.452		1'36.931		1'37.600		1'37.593		1'37.424				
	GBR	MV Agusta 1000 F4	110	280,5	18	277,6	21	276,9	14	275,5	7	274,1	21	276,9	8	279,8	21	280,5			
10	21	M. REITERBERGER	1'37.243		1'37.962		1'38.256		1'38.775		1'37.243		1'38.184		1'37.351		1'37.640				
	GER	BMW S 1000 RR	96	282,0	19	280,5	7	280,5	13	280,5	7	279,1	21	282,0	8	282,0	21	282,0			
11	60	M. VAN DER MARK	1'37.518		1'38.744		1'38.541		1'39.227		1'37.518		1'37.532		1'38.381		1'38.155		1'37.810		
	NED	Yamaha YZF R1	117	282,0	21	280,5	21	281,3	12	281,3	6	279,8	7	279,1	21	280,5	8	282,0	21	281,3	
12	12	X. FORÉS	1'37.661		1'38.917		1'39.263		1'38.645		1'38.031		1'37.834		1'38.266		1'37.794		1'37.661		
	ESP	Ducati Panigale R	108	285,0	19	279,8	14	281,3	12	281,3	6	281,3	7	278,3	21	282,0	8	285,0	21	282,0	
13	35	R. DE ROSA	1'37.711		1'39.691		1'39.387		1'39.262		1'38.194		1'38.345		1'37.711		1'37.844				
	ITA	BMW S 1000 RR	97	286,5	21	281,3	12	286,5	13	279,8	6	282,0		16	282,7	8	284,2	21	283,5		
14	40	R. RAMOS	1'37.958		1'38.984		1'39.754		1'39.752		1'39.388		1'38.932		1'39.178		1'37.958				
	ESP	Kawasaki ZX-10RR	97	278,3	22	275,5	12	278,3	11	276,9	5	272,7		21	276,9	5	276,2	21	278,3		
15	6	S. BRADL	1'38.081		1'38.794		1'39.884		1'40.253		1'38.498		1'38.081		1'38.238						
	GER	Honda CBR1000RR	76	283,5	22	281,3	10	280,5	9	276,9	6	278,3		8	283,5	21	283,5				
16	34	D. GIUGLIANO	1'38.217		1'39.658		1'40.211		1'40.443		1'39.223		1'38.941		1'38.217		1'38.814				
	ITA	Honda CBR1000RR	82	279,1	19	276,2	6	277,6	13	276,9	5	273,4		10	279,1	8	279,1	21	279,1		
17	36	L. MERCADO	1'38.225		1'39.514		1'39.691		1'39.157		1'38.456		1'39.049		1'38.230		1'38.225				
	ARG	Aprilia RSV4 RF	112	285,8	24	279,1	20	281,3	12	282,0	6	282,7		21	282,7	8	285,8	21	285,8		
18	88	R. KRUMMENACHER	1'38.347		1'39.441		1'40.070		1'39.319		1'38.347		1'38.905		1'38.689		1'38.347				
	SUI	Kawasaki ZX-10RR	87	278,3	22	274,1	13	274,1		7	276,9		21	278,3	9	274,1	15	276,9			
19	86	A. BADOVINI	1'38.603		1'40.116		1'40.147		1'40.238		1'38.603		1'39.812		1'39.282		1'39.206				
	ITA	Kawasaki ZX-10RR	91	278,3	20	273,4	7	274,8	9	270,6	6	277,6		21	275,5	7	278,3	21	276,9		
20	37	O. JEZEK	1'39.167		1'40.588		1'40.650		1'40.312		1'39.252		1'40.031		1'39.492		1'39.167				
	CZE	Kawasaki ZX-10RR	84	273,4	21	269,3	10	273,4	9	267,9	6	269,3		10	270,6	7	272,0	21	273,4		

20/08/2017

These data/results cannot be reproduced, stored and/or transmitted in whole or in part by any manner of electronic, mechanical, photocopying, recording, broadcasting or otherwise now known or herein after developed without the previous express consent by the copyright owner, except for reproduction in daily press and regular printed publications on sale to the public within 60 days of the event related to those data/results and always provided that copyright symbol appears together as follows below.

© DORNA WSBK ORGANIZATION Srl 2017



Lausitzring 4.265 m

## German Round, 18-19-20 August 2017 World Superbike - Best Laps & Speeds

2 / 2

No.	Rider		Best Lap		FP1		FP2		FP3		SP1		SP2		RC1		W1A		RC2	
	Nat	Bike	laps	speed	laps	speed	laps	speed	laps	speed	laps	speed	laps	speed	laps	speed	laps	speed	laps	speed
21	<b>84 R. RUSSO</b>		<b>1'39.563</b>		1'40.732		1'41.619		1'41.243		1'39.904				<b>1'39.563</b>		1'40.234		1'40.133	
	ITA	Kawasaki ZX-10RR	77	277,6	18	274,1	7	276,2	11	275,5	6	274,8	14	275,5	6	<b>277,6</b>	15	274,8		
22	<b>19 P. SZKOPEK</b>		<b>1'39.632</b>		1'40.870		1'41.190		1'42.904		1'39.803				1'40.606		1'39.747		1'39.632	
	POL	Yamaha YZF R1	84	275,5	19	272,7	17	273,4	7	270,6	5	270,6	15	273,4	8	<b>275,5</b>	13	272,7		
23	<b>55 M. ROCCOLI</b>		<b>1'40.509</b>		1'40.775		1'42.914		1'42.322		1'40.634				1'41.498		1'41.063		1'40.509	
	ITA	Yamaha YZF R1	76	276,2	17	275,5	11	271,3	7	267,9	6	272,0	6	270,0	8	<b>276,2</b>	21	272,7		

20/08/2017

These data/results cannot be reproduced, stored and/or transmitted in whole or in part by any manner of electronic, mechanical, photocopying, recording, broadcasting or otherwise now known or herein after developed without the previous express consent by the copyright owner, except for reproduction in daily press and regular printed publications on sale to the public within 60 days of the event related to those data/results and always provided that copyright symbol appears together as follows below.

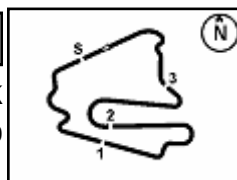
© DORNA WSBK ORGANIZATION Srl 2017

**FKR PERUGIA TIMING**


Official Tyre Supplier



Official Timekeeper



## German Round, 18-19-20 August 2017

### World Superbike - Race Winners

Phillip Island

	2014	2015	2016	2017
<b>01 Phillip Island</b>	R1: Laverty (Irl) Suz R2: Guintoli (Fra) Apr	R1: Rea (Gbr) Kaw R2: Haslam (Gbr) Apr	R1: Rea (Gbr) Kaw R2: Rea (Gbr) Kaw	R1: Rea (Gbr) Kaw R2: Rea (Gbr) Kaw
<b>02 Chang</b>		R1: Rea (Gbr) Kaw R2: Rea (Gbr) Kaw	R1: Rea (Gbr) Kaw R2: Sykes (Gbr) Kaw	R1: Rea (Gbr) Kaw R2: Rea (Gbr) Kaw
<b>03 Motorland Aragon</b>	R1: Sykes (Gbr) Kaw R2: Sykes (Gbr) Kaw	R1: Rea (Gbr) Kaw R2: Davies (Gbr) Duc	R1: Davies (Gbr) Duc R2: Davies (Gbr) Duc	R1: Rea (Gbr) Kaw R2: Davies (Gbr) Duc
<b>04 TT Circuit Assen</b>	R1: Guintoli (Fra) Apr R2: Rea (Gbr) Hon	R1: Rea (Gbr) Kaw R2: Rea (Gbr) Kaw	R1: Rea (Gbr) Kaw R2: Rea (Gbr) Kaw	R1: Rea (Gbr) Kaw R2: Rea (Gbr) Kaw
<b>05 Autodromo Imola</b>	R1: Rea (Gbr) Hon R2: Rea (Gbr) Hon	R1: Rea (Gbr) Kaw R2: Rea (Gbr) Kaw	R1: Davies (Gbr) Duc R2: Davies (Gbr) Duc	R1: Davies (Gbr) Duc R2: Davies (Gbr) Duc
<b>06 Donington Park</b>	R1: Sykes (Gbr) Kaw R2: Sykes (Gbr) Kaw	R1: Sykes (Gbr) Kaw R2: Sykes (Gbr) Kaw	R1: Sykes (Gbr) Kaw R2: Sykes (Gbr) Kaw	R1: Sykes (Gbr) Kaw R2: Rea (Gbr) Kaw
<b>07 Misano World Circuit</b>	R1: Sykes (Gbr) Kaw R2: Sykes (Gbr) Kaw	R1: Sykes (Gbr) Kaw R2: Rea (Gbr) Kaw	R1: Rea (Gbr) Kaw R2: Rea (Gbr) Kaw	R1: Sykes (Gbr) Kaw R2: Melandri (Ita) Duc
<b>08 Laguna Seca</b>	R1: Melandri (Ita) Apr R2: Sykes (Gbr) Kaw	R1: Davies (Gbr) Duc R2: Davies (Gbr) Duc	R1: Rea (Gbr) Kaw R2: Sykes (Gbr) Kaw	R1: Davies (Gbr) Duc R2: Rea (Gbr) Kaw
<b>09 Lausitzring</b>			R1: Davies (Gbr) Duc R2: Rea (Gbr) Kaw	R1: Davies (Gbr) Duc R2: Davies (Gbr) Duc
<b>10 Portimão</b>	R1: Sykes (Gbr) Kaw R2: Rea (Gbr) Hon	R1: Rea (Gbr) Kaw R2: Rea (Gbr) Kaw		
<b>11 Magny-Cours</b>	R1: Guintoli (Fra) Apr R2: Melandri (Ita) Apr	R1: Rea (Gbr) Kaw R2: Rea (Gbr) Kaw	R1: Davies (Gbr) Duc R2: Davies (Gbr) Duc	
<b>12 Jerez</b>	R1: Melandri (Ita) Apr R2: Melandri (Ita) Apr	R1: Sykes (Gbr) Kaw R2: Davies (Gbr) Duc	R1: Davies (Gbr) Duc R2: Davies (Gbr) Duc	
<b>13 Losail</b>	R1: Guintoli (Fra) Apr R2: Guintoli (Fra) Apr	R1: Torres (Esp) Apr R2: Haslam (Gbr) Apr	R1: Davies (Gbr) Duc R2: Davies (Gbr) Duc	

### 2017

9 J. Rea  
6 C. Davies  
2 T. Sykes  
1 M. Melandri

### ALL TIMES

59 C. Fogarty	16 N. Hodgson	7 B. Bostrom	2 P. Goddard	1 G. Goodfellow
52 T. Bayliss	16 J. Toseland	5 D. Tardozzi	2 M. Lucchinelli	1 P. Picotte
47 J. Rea	14 J. Kocinski	5 L. Haslam	2 M. Dowson	1 T. Kipp
43 N. Haga	14 S. Russell	4 R. Phillis	2 K. Magee	1 A. Meklau
33 T. Corser	14 B. Spies	4 Y. Kagayama	2 H. Izutsu	1 J. Reynolds
33 T. Sykes	13 A. Slight	4 M. Fabrizio	2 S. Byrne	1 C. Walker
31 C. Edwards	13 E. Laverty	3 M. Doohan	2 M. Neukirchner	1 N. Hayden
27 D. Polen	11 S. Mertens	3 A. Yanagawa	2 L. Baz	1 A. Pitt
26 C. Davies	11 R. Xaus	3 M. Tamada	1 A. Ryo	1 G. McCoy
24 C. Checa	11 R. Laconi	3 L. Lanzi	1 K. Kitagawa	1 F. Nieto
23 R. Roche	10 F. Pirovano	3 R. Kiyonari	1 Y. Takeda	1 A. Barros
21 M. Biaggi	10 C. Vermeulen	3 C. Crutchlow	1 T. Aoki	1 J. Torres
20 M. Melandri	9 S. Guintoli	2 M. Lucchiarri	1 J. Whitham	
17 P. Chili	8 F. Merkel	2 T. Rymmer	1 A. Vieira	
16 G. Falappa	8 A. Gobert	2 D. Chandler	1 A. Morillas	

23/02/2014

These data/results cannot be reproduced, stored and/or transmitted in whole or in part by any manner of electronic, mechanical, photocopying, recording, broadcasting or otherwise now known or herein after developed without the previous express consent by the copyright owner, except for reproduction in daily press and regular printed publications on sale to the public within 60 days of the event related to those data/results and always provided that copyright symbol appears together as follows below.

© DORNA WSBK ORGANIZATION Srl 2017

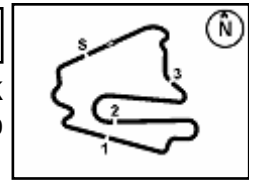
FKR PERUGIA TIMING



Official Tyre Supplier



Official Timekeeper



## German Round, 18-19-20 August 2017 World Superbike - Team Standings

Lausitzring 4.265 m

	February 26 PHILLIP ISLAND	March 12 BURIRAM	April 2 ARAGÓN	April 30 ASSEN	May 14 IMOLA	May 28 DONINGTON PARK	June 18 MISANO	July 9 LAGUNA SECA	August 20 LAUSITZRING	September 17 PORTIMÃO	October 1 MAGNY COURS	October 22 JEREZ	November 4 LOSAIL																							
<b>1 Kawasaki Racing Team</b>	<b>692</b>																																			
REA Jonathan	381	25	25	25	25	25	20	25	25	20	20		25	16	20	20	25	20	20																	
SYKES Tom	311	16	10	16	20	16	13	20	20	13	16	25	20	16	16	20	16	13																		
<b>2 Aruba.it Racing - Ducati</b>	<b>494</b>																																			
DAVIES Chaz	276	20	20	20	10		25		16	25	25	8	16			25	16	25	25																	
MELANDRI Marco	218		16	13	16	20	16	16		16	11	13		1	25	13	13	13	16																	
<b>3 Pata Yamaha Official WorldSBK Team</b>	<b>304</b>																																			
LOWES Alex	169	13	13	10	13	13	3		11	8	10	16	11	20			7	10	11																	
VAN DER MARK Michael	135	7	9	11		11	11		13	9	7	11	13		13	8	6	1	5																	
<b>4 Milwaukee Aprilia</b>	<b>180</b>																																			
LAVERTY Eugene	95	8	6		1	8	7	8	8		9	3		10	11		10	6																		
SAVADORI Lorenzo	81		7	3				11		4	3	4		7	10	6	8	9	9																	
SIMON Julian	4					3	1																													
<b>5 Althea BMW Racing Team</b>	<b>159</b>																																			
TORRES Jordi	109	9		9	11	10	9		9		8	7		13		9		7	8																	
DE ROSA Raffaele	31							3		2		1	6	6	9	3			1																	
REITERBERGER Markus	19	4	3	2	6	4																														
<b>6 BARNI Racing Team</b>	<b>146</b>																																			
FORÉS Xavi	146	10	11	5	8		10	13	3	11	13	6	9	11		11	11	8	6																	
<b>7 MV Agusta Reparto Corse</b>	<b>120</b>																																			
CAMIER Leon	120	11	8	8		5	6	6	10	10		10	10	5		10		11	10																	
<b>8 Red Bull Honda World Superbike Team</b>	<b>109</b>																																			
BRADL Stefan	67	1	1	6		7	4	10	6	6	2		5		6	5	5		3																	
HAYDEN Nicky	40	5		7	9	6		2	7		4																									
GAGNE Jake	2														1	1																				
<b>9 Team Kawasaki Go Eleven</b>	<b>77</b>																																			
RAMOS Román	77	3	2	1	7		5	9	5	7	5	5	8	8		4	4	2	2																	
<b>10 IODARacing</b>	<b>75</b>																																			
MERCADO Leandro	75					9	8	7	4		6	9		7	7	9	5	4																		
<b>11 Kawasaki Puccetti Racing</b>	<b>70</b>																																			
KRUMMENACHER Randy	50	6		4		2	2	5	2	3	1	2		9	8		2	4																		
HASLAM Leon	20											20																								
<b>12 Pedercini Racing SC-Project</b>	<b>32</b>																																			
DE ANGELIS Alex	32	2	5		5	1		4	1	5			4		2	3																				
<b>13 Grillini Racing Team</b>	<b>26</b>																																			
BADOVINI Ayrtton	14			2			1		1			2	3	5																						
JEZEK Ondrej	12			3								3	2	4																						
<b>14 Van Zon Remeha BMW</b>	<b>10</b>																																			
REITERBERGER Markus	10																3	7																		
<b>15 Guandalini Racing</b>	<b>8</b>																																			
RUSSO Riccardo	8			4									4																							
<b>16 Royal Air Force Reg. &amp; Res. Kawasaki</b>	<b>7</b>																																			
DIXON Jake	7												7																							
<b>17 ERMotorsport-EliteRoads.com.au</b>	<b>4</b>																																			
BROOKES Joshua	4		4																																	

20/08/2017

These data/results cannot be reproduced, stored and/or transmitted in whole or in part by any manner of electronic, mechanical, photocopying, recording, broadcasting or otherwise now known or herein after developed without the previous express consent by the copyright owner, except for reproduction in daily press and regular printed publications on sale to the public within 60 days of the event related to those data/results and always provided that copyright symbol appears together as follows below.

© DORNA WSBK ORGANIZATION Srl 2017

**PIRELLI**


Official Tyre Supplier



Official Timekeeper