

Riviera di Rimini Round, 16-17-18 June 2017

World Superbike - Free Practices Combined Results

Misano Circuit Sic 58 4.226 m

No.	Rider	Nat	Team	Bike	FP1	FP2	Time	Gap	Rel.	Avg	Laps
1	1 J. REA	GBR	Kawasaki Racing Team	Kawasaki ZX-10RR	1'34.983	1'34.901	1'34.901			160,310	40
2	66 T. SYKES	GBR	Kawasaki Racing Team	Kawasaki ZX-10RR	1'34.931	1'35.267	1'34.931	0.030	0.030	160,260	44
3	33 M. MELANDRI	ITA	Aruba.it Racing - Ducati	Ducati Panigale R	1'35.151	1'35.178	1'35.151	0.250	0.220	159,889	41
4	7 C. DAVIES	GBR	Aruba.it Racing - Ducati	Ducati Panigale R	1'35.250	1'35.348	1'35.250	0.349	0.099	159,723	40
5	2 L. CAMIER	GBR	MV Agusta Reparto Corse	MV Agusta 1000 F4	1'35.584	1'35.267	1'35.267	0.366	0.017	159,694	44
6	81 J. TORRES	ESP	Althea BMW Racing Team	BMW S 1000 RR	1'35.842	1'35.587	1'35.587	0.686	0.320	159,160	48
7	12 X. FORÉS	ESP	BARNI Racing Team	Ducati Panigale R	1'35.624	1'36.460	1'35.624	0.723	0.037	159,098	27
8	60 M. VAN DER MARK	NED	Pata Yamaha Official WorldSBK Team	Yamaha YZF R1	1'35.867	1'35.718	1'35.718	0.817	0.094	158,942	47
9	50 E. LAVERTY	IRL	Milwaukee Aprilia	Aprilia RSV4 RF	1'35.969	1'35.867	1'35.867	0.966	0.149	158,695	40
10	22 A. LOWES	GBR	Pata Yamaha Official WorldSBK Team	Yamaha YZF R1	1'36.379	1'35.883	1'35.883	0.982	0.016	158,668	38
11	32 L. SAVADORI	ITA	Milwaukee Aprilia	Aprilia RSV4 RF	1'36.675	1'35.923	1'35.923	1.022	0.040	158,602	42
12	88 R. KRUMMENACHER	SUI	Kawasaki Puccetti Racing	Kawasaki ZX-10RR	1'36.540	1'36.153	1'36.153	1.252	0.230	158,223	47
13	36 L. MERCADO	ARG	IODARacing	Aprilia RSV4 RF	1'37.222	1'36.286	1'36.286	1.385	0.133	158,004	43
14	35 R. DE ROSA	ITA	Althea BMW Racing Team	BMW S 1000 RR	1'36.378	1'36.404	1'36.378	1.477	0.092	157,853	43
15	15 A. DE ANGELIS	RSM	Pedercini Racing SC-Project	Kawasaki ZX-10RR	1'37.713	1'36.447	1'36.447	1.546	0.069	157,741	35
16	40 R. RAMOS	ESP	Team Kawasaki Go Eleven	Kawasaki ZX-10RR	1'36.576	1'36.530	1'36.530	1.629	0.083	157,605	45
17	6 S. BRADL	GER	Red Bull Honda World Superbike Team	Honda CBR1000RR	1'36.548	1'37.730	1'36.548	1.647	0.018	157,576	36
18	84 R. RUSSO	ITA	Guandalini Racing	Yamaha YZF R1	1'37.056	1'37.397	1'37.056	2.155	0.508	156,751	45
19	37 O. JEZEK	CZE	Grillini Racing Team	Kawasaki ZX-10RR	1'37.896	1'37.976	1'37.896	2.995	0.840	155,406	44
20	61 F. MENGHI	ITA	VFT Racing	Ducati Panigale R	1'37.978	1'38.372	1'37.978	3.077	0.082	155,276	34
21	86 A. BADOVINI	ITA	Grillini Racing Team	Kawasaki ZX-10RR	1'38.023	1'38.308	1'38.023	3.122	0.045	155,204	34

16/06/2017

These data/results cannot be reproduced, stored and/or transmitted in whole or in part by any manner of electronic, mechanical, photocopying, recording, broadcasting or otherwise now known or herein after developed without the previous express consent by the copyright owner, except for reproduction in daily press and regular printed publications on sale to the public within 60 days of the event related to those data/results and always provided that copyright symbol appears together as follows below.

© DORNA WSBK ORGANIZATION Srl 2017

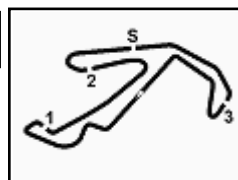
FICR PERUGIA TIMING



Official Tyre Supplier



Official Timekeeper



Riviera di Rimini Round, 16-17-18 June 2017

World Superbike - Results Free Practice 2nd Session

Misano Circuit Sic 58.4.226 m

1 / 2

No.	Rider	Nat	Team	Bike	Time	Gap	Rel.	Laps	Speed	
									Avg	Max
1	1 J. REA	GBR	Kawasaki Racing Team	Kawasaki ZX-10RR	1'34.901			22	160,310	266,0
2	33 M. MELANDRI	ITA	Aruba.it Racing - Ducati	Ducati Panigale R	1'35.178	0.277	0.277	21	159,844	270,0
3	66 T. SYKES	GBR	Kawasaki Racing Team	Kawasaki ZX-10RR	1'35.267	0.366	0.089	19	159,694	264,1
4	2 L. CAMIER	GBR	MV Agusta Reparto Corse	MV Agusta 1000 F4	1'35.267	0.366	0.000	25	159,694	260,9
5	7 C. DAVIES	GBR	Aruba.it Racing - Ducati	Ducati Panigale R	1'35.348	0.447	0.081	21	159,559	266,7
6	81 J. TORRES	ESP	Althea BMW Racing Team	BMW S 1000 RR	1'35.587	0.686	0.239	25	159,160	264,1
7	60 M. VAN DER MARK	NED	Pata Yamaha Official WorldSBK Team	Yamaha YZF R1	1'35.718	0.817	0.131	21	158,942	262,1
8	50 E. LAVERTY	IRL	Milwaukee Aprilia	Aprilia RSV4 RF	1'35.867	0.966	0.149	20	158,695	264,7
9	22 A. LOWES	GBR	Pata Yamaha Official WorldSBK Team	Yamaha YZF R1	1'35.883	0.982	0.016	23	158,668	264,7
10	32 L. SAVADORI	ITA	Milwaukee Aprilia	Aprilia RSV4 RF	1'35.923	1.022	0.040	21	158,602	260,9
11	88 R. KRUMMENACHER	SUI	Kawasaki Puccetti Racing	Kawasaki ZX-10RR	1'36.153	1.252	0.230	22	158,223	259,6
12	36 L. MERCADO	ARG	IODARacing	Aprilia RSV4 RF	1'36.286	1.385	0.133	23	158,004	263,4
13	35 R. DE ROSA	ITA	Althea BMW Racing Team	BMW S 1000 RR	1'36.404	1.503	0.118	21	157,811	265,4
14	15 A. DE ANGELIS	RSM	Pedercini Racing SC-Project	Kawasaki ZX-10RR	1'36.447	1.546	0.043	18	157,741	263,4
15	12 X. FORÉS	ESP	BARNI Racing Team	Ducati Panigale R	1'36.460	1.559	0.013	6	157,719	264,7
16	40 R. RAMOS	ESP	Team Kawasaki Go Eleven	Kawasaki ZX-10RR	1'36.530	1.629	0.070	25	157,605	260,2
17	84 R. RUSSO	ITA	Guandalini Racing	Yamaha YZF R1	1'37.397	2.496	0.867	22	156,202	252,9
18	6 S. BRADL	GER	Red Bull Honda World Superbike Team	Honda CBR1000RR	1'37.730	2.829	0.333	14	155,670	262,1
19	37 O. JEZEK	CZE	Grillini Racing Team	Kawasaki ZX-10RR	1'37.976	3.075	0.246	21	155,279	255,3
20	86 A. BADOVINI	ITA	Grillini Racing Team	Kawasaki ZX-10RR	1'38.308	3.407	0.332	14	154,754	257,8
21	61 F. MENGHI	ITA	VFT Racing	Ducati Panigale R	1'38.372	3.471	0.064	16	154,654	260,9

Qualifying Lap Time (107% of 1'34.901): 1'41.545

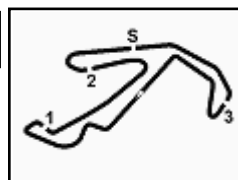
AIR	Humidity:	65%	Temp:	28°C
TRACK	Condition:	Dry	Temp:	46°C

Records	Pole (SP2)	2016 T.Sykes	1'34.037	161,780	Km/h
	Race	2015 J.Rea	1'34.720	160,620	Km/h
	Circuit (SP2)	2016 T.Sykes	1'34.037	161,780	Km/h

Start End The results are provisional until the end of the time limit for protests and appeals
16/06/2017 14.32 15:34 and the completion of the technical checks.

These data/results cannot be reproduced, stored and/or transmitted in whole or in part by any manner of electronic, mechanical, photocopying, recording, broadcasting or otherwise now known or herein after developed without the previous express consent by the copyright owner, except for reproduction in daily press and regular printed publications on sale to the public within 60 days of the event related to those data/results and always provided that copyright symbol appears together as follows below.

© DORNA WSBK ORGANIZATION Srl 2017


Riviera di Rimini Round, 16-17-18 June 2017
World Superbike - Results Free Practice 2nd Session

 Misano Circuit Sic 58 4.226 m
 2 / 2

Session Highlights

Local Time	No. Rider	Description
14.27.02		TIME TO PIT LANE OPEN TBA
14.32.00		Start
14.37.43	15 A. DE ANGELIS	Crashed - Turn 4
14.37.59	15 A. DE ANGELIS	Re-joined
14.38.46	35 R. DE ROSA	Lap Cancelled (1'37.591) - Exceeded Track Limits - Turn 11
14.39.42	22 A. LOWES	Crashed - Turn 14
14.40.01	22 A. LOWES	Re-joined
14.42.54	60 M. VAN DER MARK	Crashed - Turn 8
14.43.08	60 M. VAN DER MARK	Re-joined
14.52.50	33 M. MELANDRI	Lap Cancelled - Exceeded Track Limits - Turn 11
14.55.33	2 L. CAMIER	Lap Cancelled - Exceeded Track Limits - Turn 11
14.58.07	6 S. BRADL	Technical Problem - Turn 6
14.59.17	12 X. FORÉS	Technical Problem - Turn 11
14.59.26	6 S. BRADL	Re-joined
14.59.36		WorldSBK Pit Intervention Time: 63secs
14.59.55	15 A. DE ANGELIS	Lap Cancelled - Exceeded Track Limits - Turn 11
15.01.25	15 A. DE ANGELIS	Lap Cancelled - Exceeded Track Limits - Turn 11
15.05.22	86 A. BADOVINI	Lap Cancelled - Exceeded Track Limits - Turn 11
15.24.41	15 A. DE ANGELIS	Lap Cancelled - Exceeded Track Limits - Turn 11
15.32.00	66 T. SYKES	Crashed - Turn 16
15.33.32	61 F. MENGHI	Crashed - Turn 14
15.34.11		End Of Session

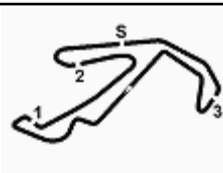
Fastest Laps Sequence

No. Rider	Nat	Team	Bike	Local Time	Time	Gap	Avg
1 J. REA	GBR	Kawasaki Racing Team	Kawasaki ZX-10RR	14:35'20.915	1'34.901		160,310

16/06/2017 Start End The results are provisional until the end of the time limit for protests and appeals
 14.32 15:34 and the completion of the technical checks.

These data/results cannot be reproduced, stored and/or transmitted in whole or in part by any manner of electronic, mechanical, photocopying, recording, broadcasting or otherwise now known or herein after developed without the previous express consent by the copyright owner, except for reproduction in daily press and regular printed publications on sale to the public within 60 days of the event related to those data/results and always provided that copyright symbol appears together as follows below.

© DORNA WSBK ORGANIZATION Srl 2017


Riviera di Rimini Round, 16-17-18 June 2017
World Superbike - Best Sector & Speed Free Practice 2nd Session

Misano Circuit Sic 58 4.226 m

BEST LAP

1	1 J. REA	Kawasaki ZX-10RR	1'34.901
2	33 M. MELANDRI	Ducati Panigale R	1'35.178
3	66 T. SYKES	Kawasaki ZX-10RR	1'35.267
4	2 L. CAMIER	MV Agusta 1000 F4	1'35.267
5	7 C. DAVIES	Ducati Panigale R	1'35.348
6	81 J. TORRES	BMW S 1000 RR	1'35.587
7	60 M. VAN DER MARK	Yamaha YZF R1	1'35.718
8	50 E. LAVERTY	Aprilia RS4 V4 RF	1'35.867
9	22 A. LOWES	Yamaha YZF R1	1'35.883
10	32 L. SAVADORI	Aprilia RS4 V4 RF	1'35.923
11	88 R. KRUMMENACHER	Kawasaki ZX-10RR	1'36.153
12	36 L. MERCADO	Aprilia RS4 V4 RF	1'36.286
13	35 R. DE ROSA	BMW S 1000 RR	1'36.404
14	15 A. DE ANGELIS	Kawasaki ZX-10RR	1'36.447
15	12 X. FORÉS	Ducati Panigale R	1'36.460
16	40 R. RAMOS	Kawasaki ZX-10RR	1'36.530
17	84 R. RUSSO	Yamaha YZF R1	1'37.397
18	6 S. BRADL	Honda CBR1000RR	1'37.730
19	37 O. JEZEK	Kawasaki ZX-10RR	1'37.976
20	86 A. BADOVINI	Kawasaki ZX-10RR	1'38.308
21	61 F. MENGHI	Ducati Panigale R	1'38.372

SPEED

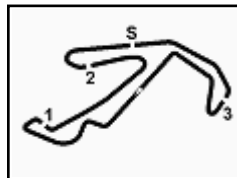
1	33 M. MELANDRI	Ducati Panigale R	270.0
2	7 C. DAVIES	Ducati Panigale R	266.7
3	1 J. REA	Kawasaki ZX-10RR	266.0
4	35 R. DE ROSA	BMW S 1000 RR	265.4
5	12 X. FORÉS	Ducati Panigale R	264.7
6	50 E. LAVERTY	Aprilia RS4 V4 RF	264.7
7	22 A. LOWES	Yamaha YZF R1	264.7
8	81 J. TORRES	BMW S 1000 RR	264.1
9	66 T. SYKES	Kawasaki ZX-10RR	264.1
10	36 L. MERCADO	Aprilia RS4 V4 RF	263.4
11	15 A. DE ANGELIS	Kawasaki ZX-10RR	263.4
12	60 M. VAN DER MARK	Yamaha YZF R1	262.1
13	6 S. BRADL	Honda CBR1000RR	262.1
14	32 L. SAVADORI	Aprilia RS4 V4 RF	260.9
15	2 L. CAMIER	MV Agusta 1000 F4	260.9
16	61 F. MENGHI	Ducati Panigale R	260.9
17	40 R. RAMOS	Kawasaki ZX-10RR	260.2
18	88 R. KRUMMENACHER	Kawasaki ZX-10RR	259.6
19	86 A. BADOVINI	Kawasaki ZX-10RR	257.8
20	37 O. JEZEK	Kawasaki ZX-10RR	255.3
21	84 R. RUSSO	Yamaha YZF R1	252.9

SEG. 1		SEG. 2		SEG. 3		SEG. 4		SEG. 5	
1	2 L. CAMIER 26.088	1	33 M. MELANDRI 21.099	1	66 T. SYKES 13.278	1	1 J. REA 12.343	1	33 M. MELANDRI 21.411
2	1 J. REA 26.191	2	7 C. DAVIES 21.114	2	1 J. REA 13.321	2	60 M. VAN DER MAR 12.437	2	66 T. SYKES 21.469
3	7 C. DAVIES 26.301	3	50 E. LAVERTY 21.224	3	33 M. MELANDRI 13.331	3	66 T. SYKES 12.494	3	7 C. DAVIES 21.476
4	66 T. SYKES 26.310	4	1 J. REA 21.248	4	2 L. CAMIER 13.431	4	2 L. CAMIER 12.544	4	2 L. CAMIER 21.505
5	81 J. TORRES 26.446	5	66 T. SYKES 21.281	5	60 M. VAN DER MAR 13.442	5	7 C. DAVIES 12.583	5	50 E. LAVERTY 21.555
6	32 L. SAVADORI 26.528	6	81 J. TORRES 21.341	6	22 A. LOWES 13.446	6	22 A. LOWES 12.585	6	1 J. REA 21.590
7	33 M. MELANDRI 26.533	7	32 L. SAVADORI 21.348	7	7 C. DAVIES 13.472	7	33 M. MELANDRI 12.589	7	81 J. TORRES 21.619
8	60 M. VAN DER MAR 26.542	8	2 L. CAMIER 21.351	8	81 J. TORRES 13.478	8	81 J. TORRES 12.592	8	88 R. KRUMMENAC 21.630
9	50 E. LAVERTY 26.546	9	22 A. LOWES 21.358	9	36 L. MERCADO 13.482	9	88 R. KRUMMENAC 12.631	9	36 L. MERCADO 21.663
10	36 L. MERCADO 26.556	10	60 M. VAN DER MAR 21.396	10	88 R. KRUMMENAC 13.504	10	36 L. MERCADO 12.660	10	32 L. SAVADORI 21.695
11	22 A. LOWES 26.568	11	12 X. FORÉS 21.396	11	50 E. LAVERTY 13.513	11	15 A. DE ANGELIS 12.731	11	12 X. FORÉS 21.701
12	88 R. KRUMMENAC 26.598	12	88 R. KRUMMENAC 21.457	12	35 R. DE ROSA 13.521	12	35 R. DE ROSA 12.772	12	60 M. VAN DER MAR 21.718
13	40 R. RAMOS 26.679	13	15 A. DE ANGELIS 21.502	13	15 A. DE ANGELIS 13.538	13	32 L. SAVADORI 12.806	13	15 A. DE ANGELIS 21.773
14	84 R. RUSSO 26.698	14	35 R. DE ROSA 21.509	14	32 L. SAVADORI 13.546	14	50 E. LAVERTY 12.818	14	22 A. LOWES 21.784
15	35 R. DE ROSA 26.715	15	40 R. RAMOS 21.546	15	40 R. RAMOS 13.554	15	40 R. RAMOS 12.827	15	84 R. RUSSO 21.786
16	15 A. DE ANGELIS 26.720	16	6 S. BRADL 21.711	16	12 X. FORÉS 13.605	16	12 X. FORÉS 12.857	16	35 R. DE ROSA 21.804
17	12 X. FORÉS 26.758	17	36 L. MERCADO 21.781	17	37 O. JEZEK 13.652	17	84 R. RUSSO 12.962	17	40 R. RAMOS 21.834
18	6 S. BRADL 26.984	18	61 F. MENGHI 21.812	18	6 S. BRADL 13.724	18	37 O. JEZEK 12.993	18	61 F. MENGHI 21.966
19	61 F. MENGHI 26.990	19	86 A. BADOVINI 21.836	19	84 R. RUSSO 13.767	19	6 S. BRADL 13.038	19	86 A. BADOVINI 22.018
20	37 O. JEZEK 27.075	20	37 O. JEZEK 21.892	20	86 A. BADOVINI 13.796	20	86 A. BADOVINI 13.059	20	6 S. BRADL 22.045
21	86 A. BADOVINI 27.250	21	84 R. RUSSO 21.914	21	61 F. MENGHI 13.799	21	61 F. MENGHI 13.141	21	37 O. JEZEK 22.278

16/06/2017

These data/results cannot be reproduced, stored and/or transmitted in whole or in part by any manner of electronic, mechanical, photocopying, recording, broadcasting or otherwise now known or herein after developed without the previous express consent by the copyright owner, except for reproduction in daily press and regular printed publications on sale to the public within 60 days of the event related to those data/results and always provided that copyright symbol appears together as follows below.

© DORNA WSBK ORGANIZATION Srl 2017



Riviera di Rimini Round, 16-17-18 June 2017

World Superbike - Ideal Times Free Practice 2nd Session

Misano Circuit Sic 58 4.226 m

No.	Rider	Nat	Bike	Seg. 1	Seg. 2	Seg. 3	Seg. 4	Seg. 5	Ideal Time			
				Diff. 1	Diff. 2	Diff. 3	Diff. 4	Diff. 5	Best Lap	Pos.	Diff.	
1	1 J. REA	GBR	Kawasaki ZX-10RR	26.191	21.248 0.100	13.321	12.343 0.062	21.590 0.046	1'34.693	1	0.208	
2	66 T. SYKES	GBR	Kawasaki ZX-10RR	26.310 0.176	21.281 0.176	13.278	12.494 0.042	21.469 0.041	1'34.832	3	0.435	
3	2 L. CAMIER	GBR	MV Agusta 1000 F4	26.088 0.306	21.351 0.003	13.431	12.544 0.039	21.505	1'34.919	4	0.348	
4	7 C. DAVIES	GBR	Ducati Panigale R	26.301 0.227	21.114 0.002	13.472 0.037	12.583 0.136	21.476	1'34.946	5	0.402	
5	33 M. MELANDRI	ITA	Ducati Panigale R	26.533 0.086	21.099	13.331 0.022	12.589 0.064	21.411 0.043	1'34.963	2	0.215	
6	81 J. TORRES	ESP	BMW S 1000 RR	26.446 0.014	21.341 0.048	13.478 0.046	12.592 0.003	21.619	1'35.476	6	0.111	
7	60 M. VAN DER MARK	NED	Yamaha YZF R1	26.542 0.096	21.396 0.046	13.442	12.437	21.718 0.041	1'35.535	7	0.183	
8	50 E. LAVERTY	IRL	Aprilia RSV4 RF	26.546 0.109	21.224	13.513 0.022	12.818 0.043	21.555 0.037	1'35.656	8	0.211	
9	22 A. LOWES	GBR	Yamaha YZF R1	26.568 0.017	21.358 0.068	13.446 0.057	12.585	21.784	1'35.741	9	0.142	
10	88 R. KRUMMENACHER	SUI	Kawasaki ZX-10RR	26.598	21.457 0.101	13.504 0.090	12.631 0.059	21.630 0.083	1'35.820	11	0.333	
11	32 L. SAVADORI	ITA	Aprilia RSV4 RF	26.528	21.348	13.546	12.806	21.695	1'35.923	10		
12	36 L. MERCADO	ARG	Aprilia RSV4 RF	26.556 0.144	21.781	13.482	12.660	21.663	1'36.142	12	0.144	
13	15 A. DE ANGELIS	RSM	Kawasaki ZX-10RR	26.720	21.502 0.055	13.538 0.086	12.731 0.028	21.773 0.014	1'36.264	14	0.183	
14	12 X. FORÉS	ESP	Ducati Panigale R	26.758 0.036	21.396 0.035	13.605 0.072	12.857	21.701	1'36.317	15	0.143	
15	35 R. DE ROSA	ITA	BMW S 1000 RR	26.715	21.509	13.521	12.772 0.014	21.804 0.069	1'36.321	13	0.083	
16	40 R. RAMOS	ESP	Kawasaki ZX-10RR	26.679 0.042	21.546	13.554	12.827	21.834 0.048	1'36.440	16	0.090	
17	84 R. RUSSO	ITA	Yamaha YZF R1	26.698 0.015	21.914 0.029	13.767 0.038	12.962	21.786 0.188	1'37.127	17	0.270	
18	6 S. BRADL	GER	Honda CBR1000RR	26.984	21.711 0.097	13.724 0.040	13.038 0.028	22.045 0.063	1'37.502	18	0.228	
19	61 F. MENGHI	ITA	Ducati Panigale R	26.990 0.188	21.812 0.241	13.799 0.133	13.141 0.102	21.966	1'37.708	21	0.664	
20	37 O. JEZEK	CZE	Kawasaki ZX-10RR	27.075 0.011	21.892	13.652 0.002	12.993 0.073	22.278	1'37.890	19	0.086	
21	86 A. BADOVINI	ITA	Kawasaki ZX-10RR	27.250 0.029	21.836 0.019	13.796 0.075	13.059 0.146	22.018 0.080	1'37.959	20	0.349	
Overall Ideal Time				26.088	21.099	13.278	12.343	21.411	1'34.219			

16/06/2017

These data/results cannot be reproduced, stored and/or transmitted in whole or in part by any manner of electronic, mechanical, photocopying, recording, broadcasting or otherwise now known or herein after developed without the previous express consent by the copyright owner, except for reproduction in daily press and regular printed publications on sale to the public within 60 days of the event related to those data/results and always provided that copyright symbol appears together as follows below.

© DORNA WSBK ORGANIZATION Srl 2017

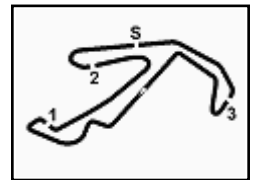
FKR PERUGIA TIMING



Official Tyre Supplier



Official Timekeeper



Riviera di Rimini Round, 16-17-18 June 2017

World Superbike - Chronological Analysis Free Practice 2nd Session

Misano Circuit Sic 58 4.226 m

1 / 4

1° 1 J. REA (1'34.901)								
Lap	Seg. 1	Seg. 2	Seg. 3	Seg. 4	Seg. 5	Lap Time	km/h	Local Time
1	26.191	22.204	13.565	12.677	22.003	1'34.901	264.1	14:33'46.014
2	26.234	21.348	13.321	12.405	21.636	1'35.065	264.7	14:35'20.915
3	26.307	21.302	13.384	12.495	21.650	1'35.035	265.4	14:36'55.980
4	26.436	21.301	13.460	12.486	21.590	1'35.144	263.4	14:38'31.124
5	26.484	21.551	13.479	12.578	21.991	1'36.035	265.4	14:40'07.159
6	28.446	22.011	13.936	13.366	27.610	1'45.369 P	260.9	14:41'52.528
7	15'35.182	21.756	13.496	12.772	21.677	16'44.883 P	262.8	14:58'37.411
8	26.471	21.449	13.369	12.358	21.716	1'35.363	266.0	15:00'12.774
9	26.406	21.334	13.394	12.426	21.808	1'35.368	265.4	15:01'48.142
10	26.484	21.321	13.430	12.343	21.794	1'35.372	265.4	15:03'23.514
11	26.423	21.352	13.497	12.395	21.988	1'35.655	265.4	15:04'59.169
12	26.476	21.345	13.376	12.475	21.636	1'35.308	266.0	15:06'34.477
13	26.412	21.326	13.462	12.462	21.689	1'35.351	264.1	15:08'09.828
14	26.459	21.322	13.489	12.408	21.651	1'35.329	264.7	15:09'45.157
15	28.053	22.174	14.147	13.058	28.567	1'45.999 P	265.4	15:11'31.156
16	6'29.161	21.858	13.685	12.719	21.862	7'39.285 P	264.1	15:19'10.441
17	26.337	21.322	13.426	12.377	21.674	1'35.136	264.7	15:20'45.577
18	26.339	21.248	13.438	12.460	21.679	1'35.164	264.7	15:22'20.741
19	26.372	21.371	13.440	12.646	21.758	1'35.587	263.4	15:23'56.328
20	29.478	26.901	13.840	13.015	26.445	1'49.679 P	262.1	15:25'46.007
21	2'59.896	23.201	28.014	13.977	21.742	4'26.830 P	171.7	15:30'12.837
22	26.477	21.271	13.399	12.601	21.671	1'35.419	265.4	15:31'48.256
23	33.728	26.747	14.759	14.256	32.249	2'01.739	219.1	15:33'49.995

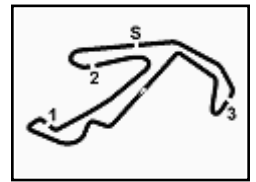
2° 33 M. MELANDRI (1'35.178)								
Lap	Seg. 1	Seg. 2	Seg. 3	Seg. 4	Seg. 5	Lap Time	km/h	Local Time
1	27.488	23.345	14.039	13.297	22.420	1'37.546	264.7	14:34'10.291
2	26.728	21.614	13.504	12.998	21.942	1'37.546	268.0	14:35'47.837
3	26.897	21.314	13.458	12.656	21.765	1'35.921	267.3	14:37'23.758
4	26.987	24.773	14.581	13.814	22.447	1'42.512	255.3	14:39'06.270
5	26.821	21.224	13.386	12.704	21.518	1'35.819	268.0	14:40'42.089
6	26.571	21.182	13.363	12.705	21.419	1'35.240	268.7	14:42'17.329
7	28.821	22.975	14.583	13.630	27.741	1'47.750 P	257.8	14:44'05.079
8	7'50.427	23.053	13.800	13.284	22.278	9'02.842 C	264.7	14:53'07.921
9	27.011	21.552	13.488	13.581	22.066	1'37.698	268.0	14:54'45.619
10	26.821	21.270	13.406	12.707	21.607	1'35.811	268.0	14:56'21.430
11	26.662	21.312	13.420	12.702	21.462	1'35.558	268.0	14:57'56.988
12	26.753	21.369	13.454	12.738	21.599	1'35.913	268.0	14:59'32.901
13	31.909	24.101	13.793	13.445	22.171	1'45.419	266.7	15:01'18.320
14	27.890	22.290	14.246	13.309	27.038	1'44.773 P	258.4	15:03'03.093
15	11'23.268	23.001	15.059	16.043	22.983	12'40.354 P	178.8	15:15'43.447
16	26.787	21.210	13.475	12.589	21.411	1'35.472	268.7	15:17'18.919
17	26.535	21.252	13.396	12.606	21.553	1'35.340	269.3	15:18'54.259
18	29.073	22.093	14.010	13.315	27.528	1'46.021 P	258.4	15:20'40.280
19	6'17.728	22.934	13.980	12.917	21.920	7'29.479 P	261.5	15:28'09.759
20	26.696	21.137	13.331	12.779	21.790	1'35.733	270.0	15:29'45.492
21	26.619	21.099	13.353	12.653	21.454	1'35.178	270.0	15:31'20.670
22	26.576	21.186	13.402	12.637	21.472	1'35.273	268.7	15:32'55.943

3° 66 T. SYKES (1'35.267)								
Lap	Seg. 1	Seg. 2	Seg. 3	Seg. 4	Seg. 5	Lap Time	km/h	Local Time
1	26.486	22.890	13.985	13.682	22.060	1'35.267	259.6	14:35'10.162
2	26.310	21.457	13.278	12.536	21.510	1'35.267	262.1	14:36'45.429
3	28.866	21.281	13.424	12.569	21.943	1'35.527	262.1	14:38'20.956
4	26.549	21.935	14.162	13.706	22.253	1'40.922	262.1	14:40'01.878
5	26.571	21.317	13.358	12.585	21.469	1'35.278	261.5	14:41'37.156
6	26.571	21.475	13.434	12.692	21.656	1'35.828	261.5	14:43'12.984
7	26.451	21.486	13.389	12.646	21.703	1'35.675	263.4	14:44'48.659
8	27.975	21.985	13.671	13.319	28.815	1'45.765 P	260.2	14:46'34.424
9	6'56.722	21.931	13.517	13.043	22.957	8'08.170 P	261.5	14:54'42.594
10	26.418	21.469	13.407	12.494	21.576	1'35.364	263.4	14:56'17.958
11	27.609	29.912	13.910	13.804	21.791	1'47.026	261.5	14:58'04.984
12	26.472	21.462	13.477	13.586	22.193	1'37.190	264.1	14:59'42.174
13	26.555	21.458	13.353	12.688	21.725	1'35.779	262.8	15:01'17.953
14	28.891	22.027	13.748	13.124	26.059	1'43.849 P	262.1	15:03'01.802
15	8'52.587	22.443	13.709	12.980	21.817	10'03.536 P	261.5	15:13'05.338
16	26.549	21.296	13.400	12.581	21.575	1'35.311	262.1	15:14'40.649
17	27.549	22.048	13.665	14.089	28.488	1'45.839 P	260.2	15:16'26.488
18	8'36.568	22.202	24.160	13.163	22.179	9'58.272 P	248.8	15:26'24.760
19	26.634	21.694	13.749	14.096	36.118	1'52.291	262.1	15:28'17.051
20	26.750	22.927	26.540	14.397	21.944	1'52.558	262.1	15:30'09.609

4° 2 L. CAMIER (1'35.267)								
Lap	Seg. 1	Seg. 2	Seg. 3	Seg. 4	Seg. 5	Lap Time	km/h	Local Time
1	26.647	23.144	14.071	12.909	21.942	1'36.107	251.2	14:34'14.168
2	26.553	21.551	13.530	12.640	21.739	1'36.107	260.2	14:35'50.275

2	26.602	21.489	13.530	12.656	21.891	1'36.168	260.2	14:37'26.443
3	26.717	21.678	13.551	12.649	21.997	1'36.592	260.9	14:39'03.035
4	26.736	21.598	13.588	12.655	28.484	1'43.061 P	260.2	14:40'46.096
5	3'42.202	24.937	15.319	16.681	27.787	5'06.926 P	211.8	14:45'53.022
6	3'43.209	22.623	14.036	12.845	22.103	4'54.816 P	255.3	14:50'47.838
7	26.856	21.717	13.588	12.625	21.645	1'36.431	259.0	14:52'20.269
8	26.593	21.463	13.645	12.625	21.776	1'36.102	259.0	14:54'00.371
9	26.610	21.495	13.567	12.762	22.082	1'36.516 C	259.0	14:55'36.887
10	27.230	22.156	13.666	12.823	26.361	1'42.236 P	257.1	14:57'19.123
11	5'51.507	22.672	13.980	12.869	21.796	7'02.824 P	255.3	15:01'21.947
12	26.534	21.586	13.526	12.579	21.680	1'35.905	258.4	15:05'57.852
13	26.587	21.451	13.574	12.655	21.615	1'35.882	259.0	15:07'33.734
14	27.721	22.092	13.844	12.732	26.767	1'43.156 P	254.7	15:09'16.890
15	3'11.303	22.461	14.179	13.107	21.911	4'22.961 P	252.3	15:13'39.851
16	26.410	21.684	13.569	12.607	21.658	1'35.928	258.4	15:15'15.779
17	26.088	21.684	13.910	12.957	26.868	1'41.507 P	256.5	15:16'57.286
18	4'03.205	23.492	14.580	12.936	22.031	5'16.244 P	253.5	15:22'13.530
19	26.394	21.354	13.431	12.583	21.505	1'35.267	259.0	15:23'48.797
20	26.273	21.393	13.489	12.544	21.586	1'35.285	259.0	15:25'24.082
21	28.846	27.712	15.959	13.770	22.411	1'48.698	210.5	15:27'12.780
22	26.415	21.423	13.499	12.552	21.561	1'35.450	259.6	15:28'48.230
23	26.334	21.351	13.539	12.670	21.611	1'35.505	259.6	15:30'33.734
24	26.401	21.390	13.478	12.604	21.755	1'35.628	258.4	15:31'59.363
25	26.463	21.406	13.789	12.977	24.532	1'44.167	259.6	15:33'43.530

5° 7 C. DAVIES (1'35.348)								
Lap	Seg. 1	Seg. 2	Seg. 3	Seg. 4	Seg. 5	Lap Time	km/h	Local Time
1	26.815	23.235	13.863	13.524	22.418	1'36.375	262.1	14:34'52.040
2	26.617	21.451	13.586	12.849	21.674	1'36.168	264.1	14:36'28.415
3	26.555	21.368	13.555	12.838	21.790	1'36.168	265.4	14:38'04.583
4	26.683	21.587	13.522	12.860	22.042	1'36.594	266.7	14:41'17.130
5	27.332	21.428	13.532	12.717	21.744	1'36.853	265.4	14:42'53.983
6	26.825	21.246	14.768	14.379	29.317	1'46.535 P	216.0	14:44'40.518
7	9'40.711	22.906	14.072	13.523	22.045	10'53.257 P	260.9	14:55'33.775
8	26.564	21.324	13.472	12.643	21.511	1'35.514	264.1	14:57'09.289
9	27.811	25.427	13.919	13.309	21.830	1'42.296	264.1	14:58'51.585
10	26.839	21.310	13.552	12.867	21.643	1'36.211	265.4	15:00'27.796
11	26.407	21.253	13.522	12.583	21.651	1'35.416	265.4	15:02'03.212
12	26.495	21.114	13.490	12.620	21.672	1'35.391		



Riviera di Rimini Round, 16-17-18 June 2017

World Superbike - Chronological Analysis Free Practice 2nd Session

Misano Circuit Sic 58.4.226 m

2 / 4

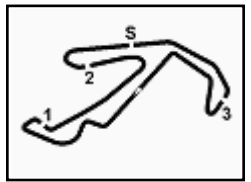
7° 60 M. VAN DER MARK (1'35.718)								
Lap	Seg. 1	Seg. 2	Seg. 3	Seg. 4	Seg. 5	Lap Time	km/h	Local Time
1	26.861	22.254	13.669	12.906	22.018	260.2	14:33'47.652	
2	26.760	21.495	13.556	12.801	21.849	1'36.562	261.5	14:35'24.214
3	26.604	21.517	13.545	12.703	21.812	1'36.181	260.2	14:38'36.904
4	26.646	21.396	13.502	12.859	21.912	1'36.315	261.5	14:40'13.219
5	26.686	21.483	13.515	12.796	21.718	1'36.198	261.5	14:41'49.417
6	26.627	21.508	13.511	12.574	21.875	1'36.256	260.9	15:05'13.410
7	13'24.437	22.619	13.575	12.784	21.873	14'35.288 P	260.9	14:58'48.520
8	26.729	21.567	13.480	12.798	21.814	1'36.388	261.5	15:00'24.908
9	26.700	21.586	13.602	12.590	21.804	1'36.282	260.2	15:02'01.190
10	26.668	21.498	13.476	12.518	21.804	1'35.964	260.2	15:03'37.154
11	26.788	21.508	13.511	12.574	21.875	1'36.256	260.9	15:05'13.410
12	26.621	22.085	13.633	12.834	21.873	1'44.395 P	258.4	15:06'57.805
13	11'35.858	22.360	13.675	12.848	21.987	12'46.728 P	259.6	15:19'44.533
14	26.694	21.420	13.498	12.721	21.823	1'36.156	259.6	15:21'20.689
15	26.637	21.564	13.614	12.630	21.804	1'36.249	260.2	15:22'56.938
16	26.673	21.598	13.584	12.622	21.815	1'36.292	260.2	15:24'33.230
17	26.620	21.580	13.461	12.579	21.908	1'36.148	262.1	15:26'09.378
18	32.809	31.980	16.963	13.111	22.569	1'57.432	225.5	15:28'06.810
19	26.638	21.442	13.442	12.437	21.759	1'35.718	260.2	15:29'42.528
20	26.603	21.466	13.528	12.458	21.756	1'35.811	260.2	15:31'18.339
21	26.542	21.416	13.485	12.478	21.878	1'35.799	260.2	15:32'54.138

8° 50 E. LAVERTY (1'35.867)								
Lap	Seg. 1	Seg. 2	Seg. 3	Seg. 4	Seg. 5	Lap Time	km/h	Local Time
1	27.005	22.353	13.679	13.443	25.071	265.4	14:33'51.891	
2	26.791	21.435	13.528	12.965	21.729	1'36.713	264.1	14:35'28.604
3	26.824	21.466	13.536	12.920	21.792	1'36.538	264.1	14:38'41.590
4	26.814	21.432	13.573	12.957	21.928	1'36.704	264.7	14:40'18.294
5	26.903	21.399	13.649	12.880	21.921	1'36.752	264.7	14:41'55.046
6	28.442	22.078	13.942	13.295	29.507	1'47.264 P	261.5	14:43'42.310
7	10'26.333	22.842	13.868	13.495	22.295	11'38.833 P	261.5	14:55'21.143
8	26.859	21.499	13.533	12.970	21.787	1'36.648	264.1	14:56'57.791
9	26.960	21.365	13.513	13.037	21.722	1'36.597	264.7	14:58'34.388
10	26.800	21.435	13.568	13.033	21.753	1'36.589	264.1	15:00'10.977
11	26.800	21.513	13.637	13.033	29.508	1'44.491 P	264.7	15:01'55.468
12	11'09.885	22.621	13.931	13.165	22.392	12'21.994 P	259.6	15:14'17.462
13	26.877	21.520	13.578	12.927	21.882	1'36.784	263.4	15:15'54.246
14	26.855	21.407	13.625	12.975	21.777	1'36.639	261.5	15:17'30.885
15	27.212	21.812	13.880	13.121	28.744	1'44.769 P	262.1	15:19'15.654
16	5'14.472	22.302	14.175	13.562	22.519	6'27.030 P	241.6	15:25'42.684
17	26.750	21.413	13.578	12.963	21.555	1'36.259	264.1	15:27'18.943
18	26.655	21.224	13.535	12.861	21.592	1'35.867	264.1	15:28'54.810
19	29.269	22.863	13.833	13.591	22.166	1'41.722	260.2	15:30'36.532
20	26.546	21.406	13.647	12.818	21.643	1'36.060	260.9	15:32'12.592

9° 22 A. LOWES (1'35.883)								
Lap	Seg. 1	Seg. 2	Seg. 3	Seg. 4	Seg. 5	Lap Time	km/h	Local Time
1	26.744	24.272	14.008	13.618	22.429	259.6	14:34'55.713	
2	26.739	21.725	13.492	12.916	21.934	1'36.811	262.1	14:36'32.524
3	26.656	21.589	13.469	12.774	22.017	1'36.588	261.5	14:38'09.112
4	10'28.139	22.367	13.854	13.233	22.453	11'40.046 P	259.0	14:40'20.739
5	26.794	21.828	13.566	12.828	21.974	1'36.990	260.9	14:53'37.775
6	26.969	21.752	13.500	12.698	22.046	1'36.965	261.5	14:55'14.740
7	26.776	21.682	13.613	12.845	22.116	1'37.032	260.9	14:56'51.772
8	26.743	21.683	13.578	12.772	22.018	1'36.794	261.5	14:58'28.566
9	26.742	21.579	13.573	12.751	21.964	1'36.609	262.1	15:00'05.175
10	26.650	21.568	13.549	12.825	22.070	1'36.662	260.9	15:01'41.837
11	26.868	21.499	13.547	12.744	22.061	1'36.719	261.5	15:03'18.586
12	26.632	21.581	13.540	12.679	21.918	1'36.350	262.1	15:04'54.906
13	26.741	21.603	13.504	12.753	22.056	1'36.657	262.1	15:06'31.563
14	26.613	21.470	13.571	12.766	21.840	1'36.260	262.1	15:08'07.823
15	26.658	21.488	13.555	12.736	21.961	1'36.398	262.8	15:09'44.221
16	30.219	22.030	13.811	13.149	31.018	1'50.227 P	262.1	15:11'34.448
17	10'30.920	22.533	13.587	13.095	22.198	11'42.333 P	260.9	15:23'16.781
18	26.646	21.536	13.489	12.732	21.827	1'36.230	260.9	15:24'53.011
19	26.568	21.401	13.562	12.652	21.856	1'36.039	262.8	15:26'29.050
20	26.694	21.463	13.644	12.745	21.915	1'36.461	263.4	15:28'05.511
21	34.472	22.157	14.087	13.769	22.154	1'46.639	260.9	15:29'52.150
22	26.717	21.358	13.446	12.593	21.828	1'35.942	263.4	15:31'28.092
23	26.585	21.426	13.503	12.585	21.784	1'35.883	264.7	15:33'03.975

10° 32 L. SAVADORI (1'35.923)								
Lap	Seg. 1	Seg. 2	Seg. 3	Seg. 4	Seg. 5	Lap Time	km/h	Local Time
1	27.194	23.365	13.951	13.748	23.027	261.5	14:33'53.124	
2	27.013	22.094	13.709	12.954	21.939	1'37.890	262.1	14:35'31.014
3	26.957	22.025	13.658	12.901	22.008	1'37.605	260.9	14:37'08.619
4	26.912	22.012	13.703	12.807	22.016	1'37.495	262.1	14:38'46.114
5	26.931	21.969	13.738	12.879	21.976	1'37.474	261.5	14:40'23.588
6	26.931	22.024	13.733	12.829	22.025	1'37.542	260.9	14:42'01.130
7	29.773	26.487	17.555	14.267	25.011	1'53.093	224.5	14:43'54.223
8	27.128	21.999	13.728	13.249	28.562	1'44.666 P	260.9	14:45'38.889
9	8'58.854	24.057	14.423	13.146	22.146	10'12.626 P	260.2	14:55'51.515
10	26.642	21.826	13.565	12.720	21.870	1'36.623	260.2	14:57'28.138
11	26.751	21.893	13.678	12.719	21.794	1'36.835	260.9	14:59'04.973
12	26.765	21.798	13.702	12.857	22.146	1'37.268	260.2	15:00'42.241
13	26.749	21.934	13.679	12.893	21.876	1'37.131	260.9	15:02'19.372
14	30.703	23.285	15.961	14.044	29.473	1'53.466 P	237.9	15:04'12.838
15	10'14.917	22.998	14.005	13.651	22.166	11'27.737 P	251.7	15:15'40.575
16	26.640	21.862	13.619	12.698	21.817	1'36.636	261.5	15:17'17.211
17	26.687	21.863	13.693	12.759	21.894	1'36.896	260.2	15:18'54.107
18	26.666	21.944	13.600	12.729	21.888	1'36.827	260.9	15:20'30.934
19	28.463	22.197	13.733	13.204	26.991	1'44.588 P	260.2	15:22'15.522
20	2'48.707	22.520	16.624	15.042	27.343	4'10.236 P	221.8	15:26'25.758
21	26.700	21.781	13.482	12.660	21.663	1'36.286	263.4	15:28'02.044
22	28.831	28.121	16.169	13.053	21.833	1'48.007	254.7	15:29'50.051
23	26.609	21.877	13.630	12.990	21.737	1'36.843	261.5	15:31'26.894
24	26.556	21.846	13.616	12.702	21.756	1'36.476	261.5	15:33'03.370

13° 35 R. DE ROSA (1'36.404)								
Lap	Seg. 1	Seg. 2	Seg. 3	Seg. 4	Seg. 5	Lap Time	km/h	Local Time
1	27.122	22.495	13.938	13.140	26.682	259.6	14:33'54.060	
2	27.047	21.695	16.045	13.513	22.047	1'40.347	255.3	14:37'11.792
3	26.901	37.204	14.813	14.061	27.136	2'00.115 P	258.4	14:39'11.907
4	10'40.415	26.126	14.974	13.600	22.169	11'57.284 P	252.9	14:51'09.191
5	26.843	21.811	13.802	12.980	21.852	1'37.288	259.0	14:52'46.479
6	26.763	21.695	13.706	12.901	21.992	1'37.057	259.6	14:54'23.536
7	26.905	21.573	13.727	13.003	21.850	1'37.058	260.2	14:56'00.594
8	26.763	21.692	14.853	13.228	22.159	1'38.695	258.4	14:57'39.289
9	30.525	22.738	14.299	13.665	27.623	1'48.850 P	255.9	14:59'28.139
10	7'39.048	22.957	14.288	13.296	21.978	8'51.567 P	254.1	15:08'19.706
11	26.803	21.706	13.740	13.073	21.793	1'37.115	258.4	15:09'56.821
12	26.811	21.454	13.698	12.983	21.813	1'36.759	258.4	15:11'33.580
13	26.698	21.601	13.734	13.022	21.722	1'36.777	259.0	15:13'10.357
14	26.879	21.471	13.760	13.019	21.819	1'36.948	259.0	15:14'47.305
15	28.933	22.875	14.458	13.504	27.278	1'47.048 P	252.3	15:16'34.353
16	6'13.633	51.999	15.387	13.600	25.037	7'59.686 P	251.2	15:24'34.039
17	26.602	21.613	13.59					



Riviera di Rimini Round, 16-17-18 June 2017

World Superbike - Chronological Analysis Free Practice 2nd Session

Misano Circuit Sic 58 4.226 m

3 / 4

Lap	Seg. 1	Seg. 2	Seg. 3	Seg. 4	Seg. 5	Lap Time	km/h	Local Time
2	26.788	21.624	13.774	13.322	22.083	1'37.591 C	262.8	14:37'48.022
3	26.876	21.698	13.677	13.086	22.209	1'37.546	262.1	14:39'25.568
4	26.875	21.697	13.645	13.058	22.084	1'37.359	260.9	14:41'02.927
5	26.862	21.697	13.693	13.164	21.986	1'37.402	262.1	14:42'40.329
6	30.966	25.544	16.658	13.794	35.815	2'02.777 P	230.8	14:44'43.106
7	11'48.297	25.864	14.909	13.939	22.642	13'05.651 P	248.8	14:57'48.757
8	27.000	21.693	13.781	13.068	22.135	1'37.677	258.4	14:59'26.434
9	27.020	21.618	13.673	13.325	22.182	1'37.818	261.5	15:01'04.252
10	26.833	21.711	13.695	13.000	22.088	1'37.327	259.6	15:02'41.579
11	26.970	21.633	13.685	13.011	21.957	1'37.256	259.0	15:04'18.835
12	32.812	26.304	14.882	14.121	32.200	2'00.319 P	236.3	15:06'19.154
13	6'42.069	25.134	15.924	13.406	22.932	7'59.465 P	240.0	15:14'18.619
14	26.715	21.509	13.521	12.786	21.873	1'36.404	265.4	15:15'55.023
15	26.729	21.570	13.541	12.851	21.818	1'36.509	264.7	15:17'31.532
16	28.171	22.805	13.638	12.813	21.914	1'39.341	265.4	15:19'10.873
17	26.738	23.964	16.194	15.152	31.419	1'53.467 P	200.0	15:21'04.340
18	5'43.167	32.171	15.488	13.430	22.752	7'57.008 P	238.9	15:28'11.348
19	26.769	21.574	13.672	12.772	21.804	1'36.591	264.1	15:29'47.939
20	34.235	29.834	16.978	13.280	23.499	1'57.826	244.3	15:31'45.765
21	26.796	21.609	18.845	16.821	23.618	1'47.689	137.9	15:33'33.454

14° 15 A. DE ANGELIS (1'36.447)								
Lap	Seg. 1	Seg. 2	Seg. 3	Seg. 4	Seg. 5	Lap Time	km/h	Local Time
1	31.202	22.723	13.780	13.076	23.378	2'00.319 P	260.2	14:33'51.082
2	26.916	21.701	13.644	12.980	21.909	1'37.150	259.0	14:37'10.115
3	57.057	25.130	14.104	13.748	31.894	2'21.933 P	256.5	14:39'32.048
4	14'05.202	22.444	13.779	13.203	22.348	15'16.976 P	256.4	14:54'49.024
5	33.171	27.800	14.306	13.253	22.513	1'51.043	256.5	14:56'40.067
6	27.278	21.765	13.711	12.895	21.947	1'37.596	259.0	14:58'17.663
7	34.856	22.395	15.976	12.870	21.970	1'48.067 C	261.5	15:00'05.730
8	26.844	21.628	13.620	12.833	21.761	1'36.686 C	258.4	15:01'42.416
9	30.378	23.436	13.556	12.731	21.864	1'41.965	260.9	15:03'24.381
10	26.899	21.602	13.598	12.949	22.035	1'37.083	260.2	15:05'01.464
11	31.836	23.504	14.246	13.828	32.164	1'55.578 P	246.0	15:06'57.042
12	15'02.227	26.431	14.899	13.754	22.671	16'19.982 P	242.2	15:23'17.024
13	26.860	21.601	13.538	12.962	21.843	1'36.804 C	260.2	15:24'53.828
14	26.895	21.502	13.544	12.790	21.773	1'36.504	258.4	15:26'30.332
15	28.051	22.742	13.894	13.134	22.032	1'39.853	255.9	15:28'10.185
16	26.720	21.557	13.624	12.759	21.787	1'36.447	260.2	15:29'46.632
17	31.328	30.300	13.905	13.316	30.487	1'59.336	258.4	15:31'45.968
18	27.117	21.776	17.578	13.248	35.765	1'55.484 P	215.6	15:33'41.452

15° 12 X. FORÉS (1'36.460)								
Lap	Seg. 1	Seg. 2	Seg. 3	Seg. 4	Seg. 5	Lap Time	km/h	Local Time
1	27.211	23.110	14.520	13.745	22.178	2'01.379 P	257.1	14:34'44.930
2	26.794	21.431	13.677	12.857	21.701	1'36.460	263.4	14:36'22.373
3	26.900	21.423	13.701	12.985	21.856	1'36.865	264.7	14:37'58.833
4	26.827	21.396	13.605	12.983	21.735	1'36.546	262.8	14:41'12.244
5	26.758	21.451	13.621	12.988	21.810	1'36.628	262.8	14:42'48.872
6	30.505	23.301	16.775	14.469	36.329	2'01.379 P	204.5	14:44'50.251

16° 40 R. RAMOS (1'36.530)								
Lap	Seg. 1	Seg. 2	Seg. 3	Seg. 4	Seg. 5	Lap Time	km/h	Local Time
1	27.192	22.587	13.842	13.298	22.133	2'01.379 P	254.7	14:34'18.406
2	26.982	21.840	13.756	13.107	22.030	1'37.715	255.3	14:35'56.705
3	26.901	22.382	13.797	13.153	22.090	1'38.323	257.1	14:37'34.420
4	26.909	21.762	13.761	13.062	22.159	1'37.653	258.4	14:39'12.743
5	26.834	21.879	13.684	13.029	22.096	1'37.522	257.8	14:40'50.396
6	26.754	22.127	13.758	13.154	22.069	1'37.862	254.7	14:42'27.918
7	26.913	21.730	13.702	13.070	22.010	1'37.425	256.5	14:44'05.780
8	26.855	21.816	13.747	12.961	22.187	1'37.566	255.9	14:45'43.205
9	26.973	21.810	13.733	13.138	22.047	1'37.701	255.9	14:47'20.771
10	26.856	21.800	13.723	13.039	22.063	1'37.481	255.9	14:48'58.472
11	27.002	21.772	13.708	13.003	22.089	1'37.574	257.8	14:50'35.953
12	27.050	21.722	13.739	13.107	22.096	1'37.714	257.1	14:52'13.527
13	26.955	21.734	13.704	13.239	22.134	1'37.766	254.1	14:53'51.241
14	26.971	21.728	13.661	13.068	22.122	1'37.550	257.1	14:55'29.007
15	27.055	21.804	13.672	13.049	22.076	1'37.656	256.5	14:57'06.557
16	26.929	21.750	13.705	13.197	22.104	1'37.685	256.5	14:58'44.213
17	33.827	25.255	14.556	14.169	29.872	1'57.679 P	249.4	15:00'21.898
18	13'53.675	23.636	13.754	13.041	22.188	15'06.294 P	256.5	15:02'19.577
19	27.107	21.909	13.579	12.943	22.027	1'37.565	257.1	15:04'18.835
20	26.733	23.148	14.679	14.035	23.941	1'42.536	235.8	15:06'19.154
21	26.686	21.730	13.648	12.875	21.834	1'36.773	259.6	15:07'48.833
22	27.603	25.412	13.901	13.506	28.794	1'49.216 P	253.5	15:09'26.918
23	4'46.778	22.526	15.339	15.175	22.014	6'01.832 P	147.9	15:11'14.987
24	26.721	21.546	13.554	12.827	21.882	1'36.530	260.2	15:12'48.872

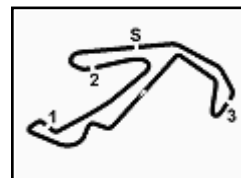
16/06/2017 P = Pits In/Out - C = Lap-Time Cancelled

These data/results cannot be reproduced, stored and/or transmitted in whole or in part by any manner of electronic, mechanical, photocopying, recording, broadcasting or otherwise now known or herein after developed without the previous express consent by the copyright owner, except for reproduction in daily press and regular printed publications on sale to the public within 60 days of the event related to those data/results and always provided that copyright symbol appears together as follows below.

© DORNA WSBK ORGANIZATION Srl 2017

17° 84 R. RUSSO (1'37.397)									
Lap	Seg. 1	Seg. 2	Seg. 3	Seg. 4	Seg. 5	Lap Time	km/h	Local Time	
1	27.158	22.413	14.003	13.828	22.440	1'38.811	252.3	14:36'01.703	
2	27.032	22.084	14.022	13.144	22.143	1'38.425	252.9	14:37'40.514	
3	27.112	22.096	13.929	13.052	22.164	1'38.353	251.7	14:39'18.939	
4	28.386	24.681	15.009	13.505	22.014	1'43.595	233.8	14:40'57.292	
5	27.200	22.218	13.879	13.142	22.053	1'38.492	252.9	14:42'40.877	
6	27.823	22.886	14.206	13.672	29.354	1'47.941 P	249.4	14:44'19.379	
7	7'38.447	22.670	14.061	13.293	22.708	8'51.179 P	250.6	14:46'07.320	
8	27.347	22.148	13.933	13.322	22.256	1'39.006	250.6	14:46'58.499	
9	27.183	22.213	13.925	13.142	22.182	1'38.645	251.7	14:47'53.215	
10	28.533	22.737	14.353	15.004	29.227	1'49.854 P	248.8	14:48'16.150	
11	8'05.862	24.833	14.158	13.405	22.892	9'21.150 P	248.8	14:50'06.004	
12	26.909	22.092	13.820	13.010	21.865	1'37.696	250.6	15:09'27.154	
13	26.742	22.133	13.840	13.160	21.786	1'37.661	250.6	15:11'04.850	
14	26.786	21.914	13.827	13.044	21.947	1'37.518	252.3	15:12'42.511	
15	26.885	22.025	13.891	12.997	21.989	1'37.787	252.9	15:14'20.029	
16	28.119	22.732	14.062	13.594	28.565	1'47.072 P	250.6	15:15'57.816	
17	6'16.634	24.655	14.305	13.378	22.028	7'31.000 P	250.6	15:17'44.888	
18	26.713	21.943	13.805	12.962	21.974	1'37.397	249.4	15:25'15.888	
19	26.798	21.931	13.881	13.037	21.972	1'37.619	250.0	15:26'53.285	
20	26.698	22.018	13.826	14.091	22.762	1'39.395	251.2	15:28'30.904	
21	26.818	21.961	13.767	13.189	21.921	1'37.656	252.3	15:30'10.299	
22	26.760	21.943	13.913	13.531	24.887	1'41.034	250.6	15:31'47.955	

18° 6 S. BRADL (1'37.730)									
Lap	Seg. 1	Seg. 2	Seg. 3	Seg. 4	Seg. 5	Lap Time	km/h	Local Time	
1	27.221	22.007	13.778	13.889	22.609	1'38.302	258.4	14:36'17.745	
2	27.213	21.731	13.724	13.161	22.221	1'38.050	259.6	14:37'55.795	
3	30.365	21.855	13.765	13.038	22.067	1'41.090	262.1	14:39'36.885	
4	27.066	21.711	13.776	13.050	22.378	1'37.981	260.9	14:41'14.866	
5	31.110	27.586	14.391	13.834	29.384	1'56.305 P	255.9	14:43'11.171	
6	9'23.310	23.937	14.442	13.723	25.915	10'41.327 P	254.1	14:43'52.498	
7	27.226	21.861	13.804	13.155	22.185	1'38.231	260.2	14:45'30.729	
8	27.136	21.896	13.754	13.069	22.108	1'37.963	260.2	14:46'53.511	
9	28.451	1'40.431	22.203	18.001	56.784	3'45.870 P	182.4	14:48'08.992	
10	22'00.411	23.435	14.197	13.853	29.860	23'			



Riviera di Rimini Round, 16-17-18 June 2017

World Superbike - Chronological Analysis Free Practice 2nd Session

Misano Circuit Sic 58 4.226 m

4 / 4

6	27.989	22.177	13.970	13.059	22.201	1'39.396	254.7	15:03'56.399
7	27.260	22.141	13.850	13.908	22.284	1'39.443 C	254.7	15:05'35.842
8	27.250	22.036	13.821	13.195	22.018	1'38.320	254.1	15:07'14.162
9	27.279	21.855	13.871	13.205	22.098	1'38.308	254.1	15:08'52.470
10	32.492	23.182	14.540	13.881	28.327	1'52.422 P	248.8	15:10'44.892
11	7'25.450	22.565	14.105	13.533	22.458	8'38.111 P	252.9	15:19'23.003
12	27.913	22.060	13.796	13.122	22.254	1'39.145	255.3	15:21'02.148
13	27.534	21.836	13.887	13.117	26.966	1'43.340 P	254.1	15:22'45.488
14	7'02.226	37.151	22.018	35.027	47.112	9'23.534 P		15:32'09.022

21° 61 F. MENGHI (1'38.372)								
Lap	Seg. 1	Seg. 2	Seg. 3	Seg. 4	Seg. 5	Lap Time	km/h	Local Time
		24.559	15.213	14.125	23.579		252.3	14:34'25.723
1	28.271	22.238	13.996	13.475	22.347	1'40.327	257.8	14:36'06.050
2	27.437	22.008	13.900	13.425	22.164	1'38.934	257.8	14:37'44.984
3	29.283	26.038	14.969	14.421	27.925	1'52.636	248.8	14:39'37.620
4	27.385	22.165	13.799	13.193	22.349	1'38.891	258.4	14:41'16.511
5	28.874	23.743	14.554	13.943	31.794	1'52.908 P	250.6	14:43'09.419
6	13'14.945	25.028	15.413	13.725	22.633	14'31.744 P	247.7	14:57'41.163
7	27.537	22.195	13.989	13.379	22.470	1'39.570	256.5	14:59'20.733
8	28.530	26.596	14.172	13.507	22.375	1'45.180	258.4	15:01'05.913
9	27.049	21.993	13.863	13.303	22.221	1'38.429	259.0	15:02'44.342
10	29.433	24.849	14.789	14.467	30.740	1'54.278 P	246.0	15:04'38.620
11	10'34.153	26.701	14.375	13.854	23.520	11'52.603 P	255.3	15:16'31.223
12	27.375	22.405	15.319	14.968	26.947	1'47.014	240.0	15:18'18.237
13	27.178	22.053	13.932	13.243	21.966	1'38.372	257.1	15:19'56.609
14	27.335	22.170	13.928	13.305	22.060	1'38.798	258.4	15:21'35.407
15	29.308	23.573	14.896	14.365	30.039	1'52.181 P	246.0	15:23'27.588
16	6'42.619	25.865	14.427	15.340	22.949	8'01.200 P	251.2	15:31'28.788

16/06/2017

P = Pits In/Out - C = Lap-Time Cancelled

These data/results cannot be reproduced, stored and/or transmitted in whole or in part by any manner of electronic, mechanical, photocopying, recording, broadcasting or otherwise now known or herein after developed without the previous express consent by the copyright owner, except for reproduction in daily press and regular printed publications on sale to the public within 60 days of the event related to those data/results and always provided that copyright symbol appears together as follows below.

© DORNA WSBK ORGANIZATION Srl 2017

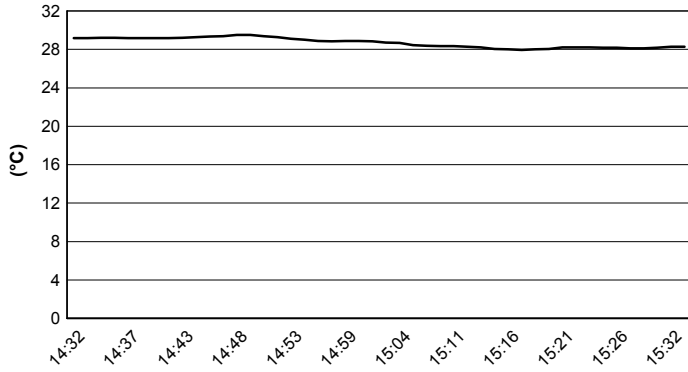
Riviera di Rimini Round, 16-17-18 June 2017

World Superbike - Weather Report Free Practice 2nd Session

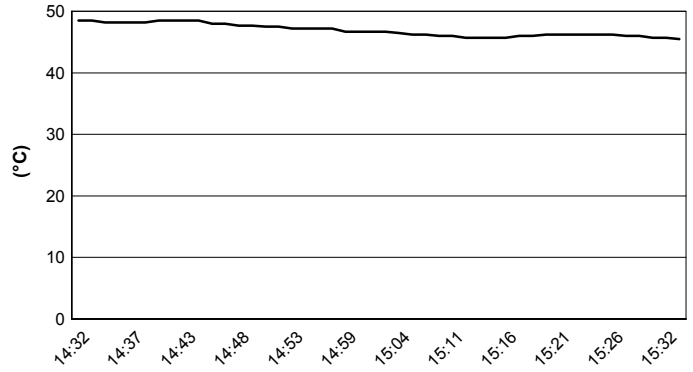
Misano Circuit Sic 58 4.226 m

Session started 14:32 Session ended 15:34

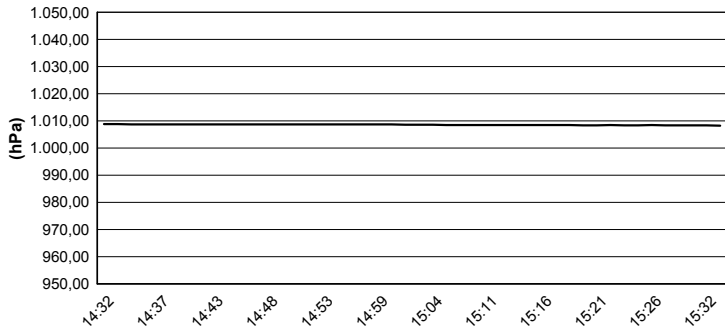
Air Temperature



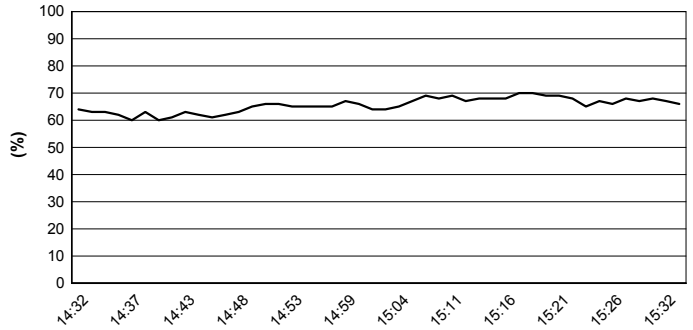
Track Temperature



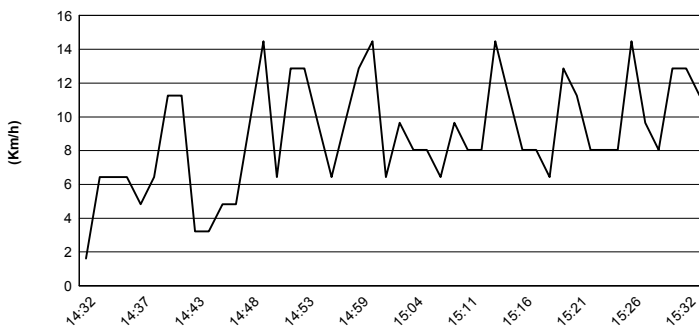
Air Pressure



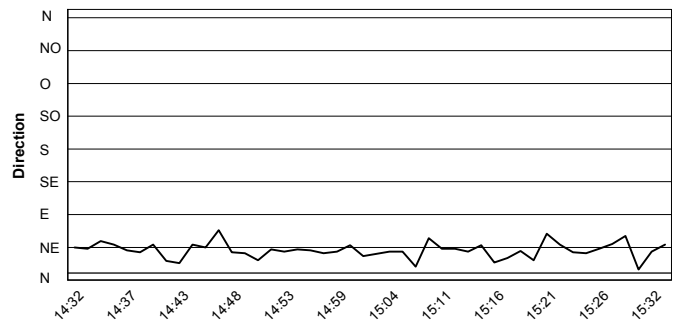
Humidity



Wind Speed



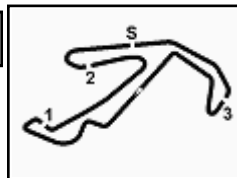
Wind Direction



16/06/2017

These data/results cannot be reproduced, stored and/or transmitted in whole or in part by any manner of electronic, mechanical, photocopying, recording, broadcasting or otherwise now known or herein after developed without the previous express consent by the copyright owner, except for reproduction in daily press and regular printed publications on sale to the public within 60 days of the event related to those data/results and always provided that copyright symbol appears together as follows below.

© DORNA WSBK ORGANIZATION Srl 2017



Riviera di Rimini Round, 16-17-18 June 2017

World Superbike - Superpoles Entry List

Misano Circuit Sic 58 4.226 m

Superpole 1

FPs Pos	No. Rider	Nat	Team	Bike	Time
11	32 L. SAVADORI	ITA	Milwaukee Aprilia	Aprilia RSV4 RF	1'35.923
12	88 R. KRUMMENACHER	SUI	Kawasaki Puccetti Racing	Kawasaki ZX-10RR	1'36.153
13	36 L. MERCADO	ARG	IODARacing	Aprilia RSV4 RF	1'36.286
14	35 R. DE ROSA	ITA	Althea BMW Racing Team	BMW S 1000 RR	1'36.378
15	15 A. DE ANGELIS	RSM	Pedercini Racing SC-Project	Kawasaki ZX-10RR	1'36.447
16	40 R. RAMOS	ESP	Team Kawasaki Go Eleven	Kawasaki ZX-10RR	1'36.530
17	6 S. BRADL	GER	Red Bull Honda World Superbike Team	Honda CBR1000RR	1'36.548
18	84 R. RUSSO	ITA	Guandalini Racing	Yamaha YZF R1	1'37.056
19	37 O. JEZEK	CZE	Grillini Racing Team	Kawasaki ZX-10RR	1'37.896
20	61 F. MENGHI	ITA	VFT Racing	Ducati Panigale R	1'37.978
21	86 A. BADOVINI	ITA	Grillini Racing Team	Kawasaki ZX-10RR	1'38.023

Superpole 2

FPs Pos	No. Rider	Nat	Team	Bike	Time
1	1 J. REA	GBR	Kawasaki Racing Team	Kawasaki ZX-10RR	1'34.901
2	66 T. SYKES	GBR	Kawasaki Racing Team	Kawasaki ZX-10RR	1'34.931
3	33 M. MELANDRI	ITA	Aruba.it Racing - Ducati	Ducati Panigale R	1'35.151
4	7 C. DAVIES	GBR	Aruba.it Racing - Ducati	Ducati Panigale R	1'35.250
5	2 L. CAMIER	GBR	MV Agusta Reparto Corse	MV Agusta 1000 F4	1'35.267
6	81 J. TORRES	ESP	Althea BMW Racing Team	BMW S 1000 RR	1'35.587
7	12 X. FORÉS	ESP	BARNI Racing Team	Ducati Panigale R	1'35.624
8	60 M. VAN DER MARK	NED	Pata Yamaha Official WorldSBK Team	Yamaha YZF R1	1'35.718
9	50 E. LAVERTY	IRL	Milwaukee Aprilia	Aprilia RSV4 RF	1'35.867
10	22 A. LOWES	GBR	Pata Yamaha Official WorldSBK Team	Yamaha YZF R1	1'35.883
*					
*					

* These positions are assigned to the 1st and 2nd rider classified in Superpole 1

16/06/2017 14

These data/results cannot be reproduced, stored and/or transmitted in whole or in part by any manner of electronic, mechanical, photocopying, recording, broadcasting or otherwise now known or herein after developed without the previous express consent by the copyright owner, except for reproduction in daily press and regular printed publications on sale to the public within 60 days of the event related to those data/results and always provided that copyright symbol appears together as follows below.

© DORNA WSBK ORGANIZATION Srl 2017

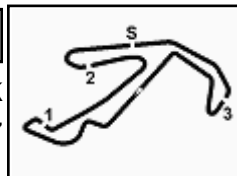
FIKR PERUGIA TIMING



Official Tyre Supplier



Official Timekeeper



Riviera di Rimini Round, 16-17-18 June 2017

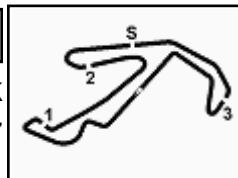
World Superbike - Best Laps & Speeds

No.	Rider		Best Lap	FP1		FP2	
	Nat	Bike		laps	speed	laps	speed
1	1	J. REA	1'34.901	1'34.983	1'34.901		
	GBR	Kawasaki ZX-10RR	40 267,9	18 267,9	22 266,0		
2	66	T. SYKES	1'34.931	1'34.931	1'35.267		
	GBR	Kawasaki ZX-10RR	44 266,0	25 266,0	19 264,0		
3	33	M. MELANDRI	1'35.151	1'35.151	1'35.178		
	ITA	Ducati Panigale R	41 270,0	20 269,3	21 270,0		
4	7	C. DAVIES	1'35.250	1'35.250	1'35.348		
	GBR	Ducati Panigale R	40 267,9	19 267,9	21 266,6		
5	2	L. CAMIER	1'35.267	1'35.584	1'35.267		
	GBR	MV Agusta 1000 F4	44 260,8	19 260,8	25 260,8		
6	81	J. TORRES	1'35.587	1'35.842	1'35.587		
	ESP	BMW S 1000 RR	48 265,3	23 265,3	25 264,0		
7	12	X. FORÉS	1'35.624	1'35.624	1'36.460		
	ESP	Ducati Panigale R	27 266,6	21 266,6	6 264,7		
8	60	M. VAN DER MARK	1'35.718	1'35.867	1'35.718		
	NED	Yamaha YZF R1	47 265,3	26 265,3	21 262,1		
9	50	E. LAVERTY	1'35.867	1'35.969	1'35.867		
	IRL	Aprilia RSV4 RF	40 267,3	20 267,3	20 264,7		
10	22	A. LOWES	1'35.883	1'36.379	1'35.883		
	GBR	Yamaha YZF R1	38 264,7	15 264,0	23 264,7		
11	32	L. SAVADORI	1'35.923	1'36.675	1'35.923		
	ITA	Aprilia RSV4 RF	42 260,8	21 260,8	21 260,8		
12	88	R. KRUMMENACHER	1'36.153	1'36.540	1'36.153		
	SUI	Kawasaki ZX-10RR	47 259,6	25 258,9	22 259,6		
13	36	L. MERCADO	1'36.286	1'37.222	1'36.286		
	ARG	Aprilia RSV4 RF	43 264,7	20 264,7	23 263,4		
14	35	R. DE ROSA	1'36.378	1'36.378	1'36.404		
	ITA	BMW S 1000 RR	43 266,0	22 266,0	21 265,3		
15	15	A. DE ANGELIS	1'36.447	1'37.713	1'36.447		
	RSM	Kawasaki ZX-10RR	35 264,0	17 264,0	18 263,4		
16	40	R. RAMOS	1'36.530	1'36.576	1'36.530		
	ESP	Kawasaki ZX-10RR	45 261,5	20 261,5	25 260,2		
17	6	S. BRADL	1'36.548	1'36.548	1'37.730		
	GER	Honda CBR1000RR	36 264,0	22 264,0	14 262,1		
18	84	R. RUSSO	1'37.056	1'37.056	1'37.397		
	ITA	Yamaha YZF R1	45 256,5	23 256,5	22 252,9		
19	37	O. JEZEK	1'37.896	1'37.896	1'37.976		
	CZE	Kawasaki ZX-10RR	44 262,7	23 262,7	21 255,3		
20	61	F. MENGHI	1'37.978	1'37.978	1'38.372		
	ITA	Ducati Panigale R	34 261,5	18 261,5	16 260,8		

16/06/2017

These data/results cannot be reproduced, stored and/or transmitted in whole or in part by any manner of electronic, mechanical, photocopying, recording, broadcasting or otherwise now known or herein after developed without the previous express consent by the copyright owner, except for reproduction in daily press and regular printed publications on sale to the public within 60 days of the event related to those data/results and always provided that copyright symbol appears together as follows below.

© DORNA WSBK ORGANIZATION Srl 2017



Misano Circuit Sic 58 4.226 m

Riviera di Rimini Round, 16-17-18 June 2017

World Superbike - Best Laps & Speeds

2 / 2

No.	Rider		Best Lap	FP1		FP2	
	Nat	Bike		laps	speed	laps	speed
21	86	A. BADOVINI	1'38.023	20	260,2	14	257,7
		ITA Kawasaki ZX-10RR					

16/06/2017

These data/results cannot be reproduced, stored and/or transmitted in whole or in part by any manner of electronic, mechanical, photocopying, recording, broadcasting or otherwise now known or herein after developed without the previous express consent by the copyright owner, except for reproduction in daily press and regular printed publications on sale to the public within 60 days of the event related to those data/results and always provided that copyright symbol appears together as follows below.

© DORNA WSBK ORGANIZATION Srl 2017

FKR PERUGIA TIMING



Official Tyre Supplier



Official Timekeeper