

Portimao 4.592 m

Portuguese Round, 15-16-17 September 2017

World Superbike - Free Practices & Superpole Combined Results

| No. | Rider | Nat | Team | Bike | FP 1 | FP 2 | Laps | Superpole | Gap | Time | Avg |
|-----|------------------------|-----|-------------------------------------|-------------------|-----------------|-----------------|------|-----------------|-------|-----------------|---------|
| 1 | J. REA | GBR | Kawasaki Racing Team | Kawasaki ZX-10RR | 1'43.170 | 1'42.621 | 43 | 1'41.430 | | 1'41.430 | 162,981 |
| 2 | E. LAVERTY | IRL | Milwaukee Aprilia | Aprilia RSV4 RF | 1'44.286 | 1'43.522 | 36 | 1'42.197 | 0.767 | 1'42.197 | 161,758 |
| 3 | L. SAVADORI | ITA | Milwaukee Aprilia | Aprilia RSV4 RF | 1'44.910 | 1'43.767 | 38 | 1'42.374 | 0.944 | 1'42.374 | 161,479 |
| 4 | A. LOWES | GBR | Pata Yamaha Official WorldSBK Team | Yamaha YZF R1 | 1'43.995 | 1'43.677 | 42 | 1'42.413 | 0.983 | 1'42.413 | 161,417 |
| 5 | M. MELANDRI | ITA | Aruba.it Racing - Ducati | Ducati Panigale R | 1'47.019 | 1'43.207 | 24 | 1'42.439 | 1.009 | 1'42.439 | 161,376 |
| 6 | J. TORRES | ESP | Althea BMW Racing Team | BMW S 1000 RR | 1'45.140 | 1'44.170 | 48 | 1'42.586 | 1.156 | 1'42.586 | 161,145 |
| 7 | M. VAN DER MARK | NED | Pata Yamaha Official WorldSBK Team | Yamaha YZF R1 | 1'44.552 | 1'43.854 | 44 | 1'42.608 | 1.178 | 1'42.608 | 161,110 |
| 8 | S. BRADL | GER | Red Bull Honda World Superbike Team | Honda CBR1000RR | 1'44.834 | 1'43.957 | 45 | 1'42.870 | 1.440 | 1'42.870 | 160,700 |
| 9 | C. DAVIES | GBR | Aruba.it Racing - Ducati | Ducati Panigale R | 1'43.750 | 1'43.310 | 38 | 1'43.071 | 1.641 | 1'43.071 | 160,387 |
| 10 | X. FORÉS | ESP | BARNI Racing Team | Ducati Panigale R | 1'44.608 | 1'45.111 | 30 | 1'43.116 | 1.686 | 1'43.116 | 160,317 |
| 11 | L. CAMIER | GBR | MV Agusta Reparto Corse | MV Agusta 1000 F4 | 1'43.729 | 1'43.415 | 47 | | | 1'43.415 | 159,853 |
| 12 | T. SYKES | GBR | Kawasaki Racing Team | Kawasaki ZX-10RR | 1'43.516 | 1'43.628 | 41 | | | 1'43.516 | 159,697 |
| 13 | L. MERCADO | ARG | IODARacing | Aprilia RSV4 RF | 1'45.211 | 1'44.592 | 40 | 1'43.710 | | 1'43.710 | 159,398 |
| 14 | R. DE ROSA | ITA | Althea BMW Racing Team | BMW S 1000 RR | 1'45.570 | 1'44.462 | 37 | 1'43.918 | 0.208 | 1'43.918 | 159,079 |
| 15 | R. RAMOS | ESP | Team Kawasaki Go Eleven | Kawasaki ZX-10RR | 1'45.361 | 1'45.284 | 42 | 1'44.120 | 0.410 | 1'44.120 | 158,771 |
| 16 | R. RUSSO | ITA | Pedercini Racing SC-Project | Kawasaki ZX-10RR | 1'45.669 | 1'44.632 | 42 | 1'44.253 | 0.543 | 1'44.253 | 158,568 |
| 17 | A. WEST | AUS | Kawasaki Puccetti Racing | Kawasaki ZX-10RR | 1'46.915 | 1'46.172 | 41 | 1'44.400 | 0.690 | 1'44.400 | 158,345 |
| 18 | A. BADOVINI | ITA | Grillini Racing Team | Kawasaki ZX-10RR | 1'45.518 | 1'45.775 | 34 | 1'44.865 | 1.155 | 1'44.865 | 157,643 |
| 19 | A. ANDREOZZI | ITA | Guandalini Racing | Yamaha YZF R1 | 1'47.137 | 1'46.399 | 37 | 1'45.259 | 1.549 | 1'45.259 | 157,053 |
| 20 | T. TAKAHASHI | JPN | Red Bull Honda World Superbike Team | Honda CBR1000RR | 1'47.305 | 1'46.007 | 57 | 1'45.290 | 1.580 | 1'45.290 | 157,006 |
| 21 | O. JEZEK | CZE | Grillini Racing Team | Kawasaki ZX-10RR | 1'46.484 | 1'46.358 | 36 | 1'45.309 | 1.599 | 1'45.309 | 156,978 |

16/09/2017

The results are provisional until the end of the time limit for protests and appeals and the completion of the technical checks.

These data/results cannot be reproduced, stored and/or transmitted in whole or in part by any manner of electronic, mechanical, photocopying, recording, broadcasting or otherwise now known or herein after developed without the previous express consent by the copyright owner, except for reproduction in daily press and regular printed publications on sale to the public within 60 days of the event related to those data/results and always provided that copyright symbol appears together as follows below.

© DORNA WSBK ORGANIZATION Srl 2017

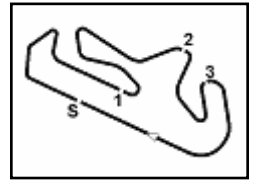
FIAT PERUGIA TIMING



Official Tyre Supplier



Official Timekeeper



Portimao 4.592 m

Portuguese Round, 15-16-17 September 2017

World Superbike - Starting Grid - Race 1

20 Laps x 4,592 km = 91,840 km

| Pos | Number | Name | Team | Time | Class |
|-----|--------|-----------------|-----------|----------|-------|
| 1 | 1 | REA J. | Kawasaki | 1'41.430 | SP2 |
| 2 | 50 | LAVERTY E. | Aprilia | 1'42.197 | SP2 |
| 3 | 32 | SAVADORI L. | Aprilia | 1'42.374 | SP2 |
| 4 | 22 | LOWES A. | Yamaha | 1'42.413 | SP2 |
| 5 | 33 | MELANDRI M. | Ducati | 1'42.439 | SP2 |
| 6 | 81 | TORRES J. | BMW | 1'42.586 | SP2 |
| 7 | 60 | VAN DER MARK M. | Yamaha | 1'42.608 | SP2 |
| 8 | 6 | BRADL S. | Honda | 1'42.870 | SP2 |
| 9 | 7 | DAVIES C. | Ducati | 1'43.071 | SP2 |
| 10 | 12 | FORÉS X. | Ducati | 1'43.116 | SP2 |
| 11 | 2 | CAMIER L. | MV Agusta | | |
| 12 | 36 | MERCADO L. | Aprilia | 1'43.710 | SP1 |
| 13 | 35 | DE ROSA R. | BMW | 1'43.918 | SP1 |
| 14 | 40 | RAMOS R. | Kawasaki | 1'44.120 | SP1 |
| 15 | 84 | RUSSO R. | Kawasaki | 1'44.253 | SP1 |
| 16 | 13 | WEST A. | Kawasaki | 1'44.400 | SP1 |
| 17 | 86 | BADOVINI A. | Kawasaki | 1'44.865 | SP1 |
| 18 | 121 | ANDREOZZI A. | Yamaha | 1'45.259 | SP1 |
| 19 | 72 | TAKAHASHI T. | Honda | 1'45.290 | SP1 |
| 20 | 37 | JEZEK O. | Kawasaki | 1'45.309 | SP1 |

16/09/2017 Jury President

..... Race Director

These data/results cannot be reproduced, stored and/or transmitted in whole or in part by any manner of electronic, mechanical, photocopying, recording, broadcasting or otherwise now known or herein after developed without the previous express consent by the copyright owner, except for reproduction in daily press and regular printed publications on sale to the public within 60 days of the event related to those data/results and always provided that copyright symbol appears together as follows below.

© DORNA WSBK ORGANIZATION Srl 2017

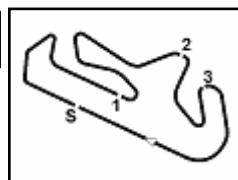
FKR PERUGIA TIMING



Official Tyre Supplier



Official Timekeeper



Portimao 4.592 m

1 / 2

Portuguese Round, 15-16-17 September 2017

World Superbike - Results Superpole 2

| No. | Rider | Nat | Team | Bike | Time | Gap | Rel. | Laps | Speed | |
|-----|---------------------------|-----|-------------------------------------|-------------------|-----------------|-------|-------|------|---------|--------------|
| | | | | | | | | | Avg | Max |
| 1 | 1 J. REA | GBR | Kawasaki Racing Team | Kawasaki ZX-10RR | 1'41.430 | | | 5 | 162,981 | 305,1 |
| 2 | 50 E. LAVERTY | IRL | Milwaukee Aprilia | Aprilia RSV4 RF | 1'42.197 | 0.767 | 0.767 | 5 | 161,758 | 304,2 |
| 3 | 32 L. SAVADORI | ITA | Milwaukee Aprilia | Aprilia RSV4 RF | 1'42.374 | 0.944 | 0.177 | 5 | 161,479 | 305,1 |
| 4 | 22 A. LOWES | GBR | Pata Yamaha Official WorldSBK Team | Yamaha YZF R1 | 1'42.413 | 0.983 | 0.039 | 6 | 161,417 | 300,8 |
| 5 | 33 M. MELANDRI | ITA | Aruba.it Racing - Ducati | Ducati Panigale R | 1'42.439 | 1.009 | 0.026 | 6 | 161,376 | 305,1 |
| 6 | 81 J. TORRES | ESP | Althea BMW Racing Team | BMW S 1000 RR | 1'42.586 | 1.156 | 0.147 | 6 | 161,145 | 300,8 |
| 7 | 60 M. VAN DER MARK | NED | Pata Yamaha Official WorldSBK Team | Yamaha YZF R1 | 1'42.608 | 1.178 | 0.022 | 6 | 161,110 | 303,4 |
| 8 | 6 S. BRADL | GER | Red Bull Honda World Superbike Team | Honda CBR1000RR | 1'42.870 | 1.440 | 0.262 | 6 | 160,700 | 301,7 |
| 9 | 7 C. DAVIES | GBR | Aruba.it Racing - Ducati | Ducati Panigale R | 1'43.071 | 1.641 | 0.201 | 6 | 160,387 | 305,9 |
| 10 | 12 X. FORÉS | ESP | BARNI Racing Team | Ducati Panigale R | 1'43.116 | 1.686 | 0.045 | 6 | 160,317 | 301,7 |
| 11 | 2 L. CAMIER | GBR | MV Agusta Reparto Corse | MV Agusta 1000 F4 | | | | 1 | | 301,7 |
| 12 | 66 T. SYKES | GBR | Kawasaki Racing Team | Kawasaki ZX-10RR | | | | 0 | | |

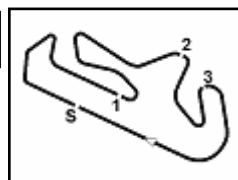
| | | | | |
|-------|------------|-----|-------|------|
| AIR | Humidity: | 46% | Temp: | 21°C |
| TRACK | Condition: | Dry | Temp: | 36°C |

| | | | | | | |
|---------|---------------|------|---------|----------|---------|------|
| Records | Pole (SP2) | 2013 | T.Sykes | 1'41.360 | 163,090 | Km/h |
| | Race (RC2) | 2013 | T.Sykes | 1'42.475 | 161,320 | Km/h |
| | Circuit (SP2) | 2013 | T.Sykes | 1'41.360 | 163,090 | Km/h |

16/09/2017 Start End The results are provisional until the end of the time limit for protests and appeals
 12:05 12:22 and the completion of the technical checks.

These data/results cannot be reproduced, stored and/or transmitted in whole or in part by any manner of electronic, mechanical, photocopying, recording, broadcasting or otherwise now known or herein after developed without the previous express consent by the copyright owner, except for reproduction in daily press and regular printed publications on sale to the public within 60 days of the event related to those data/results and always provided that copyright symbol appears together as follows below.

© DORNA WSBK ORGANIZATION Srl 2017



Portuguese Round, 15-16-17 September 2017

World Superbike - Results Superpole 2

Session Highlights

| Local Time | No. Rider | Description |
|------------|----------------|------------------------------------|
| 12.05.00 | | Start |
| 12.08.57 | 2 L. CAMIER | Technical Problem |
| 12.11.10 | 33 M. MELANDRI | On the Gravel - Re-Joined - Turn 1 |
| 12.18.46 | 7 C. DAVIES | Crashed - Turn 5 |
| 12.19.27 | 7 C. DAVIES | Re-joined |
| 12.22.04 | | End Of Session |

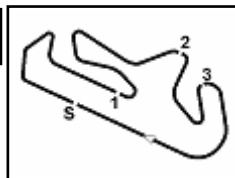
Fastest Laps Sequence

| No. | Rider | Nat | Team | Bike | Local Time | Time | Gap | Avg |
|-----|--------|-----|----------------------|------------------|--------------|-----------------|--------|---------|
| 1 | J. REA | GBR | Kawasaki Racing Team | Kawasaki ZX-10RR | 12:08'26.811 | 1'42.385 | | 161,461 |
| 1 | J. REA | GBR | Kawasaki Racing Team | Kawasaki ZX-10RR | 12:18'22.260 | 1'41.430 | -0.955 | 162,981 |

16/09/2017 Start End The results are provisional until the end of the time limit for protests and appeals and the completion of the technical checks.

These data/results cannot be reproduced, stored and/or transmitted in whole or in part by any manner of electronic, mechanical, photocopying, recording, broadcasting or otherwise now known or herein after developed without the previous express consent by the copyright owner, except for reproduction in daily press and regular printed publications on sale to the public within 60 days of the event related to those data/results and always provided that copyright symbol appears together as follows below.

© DORNA WSBK ORGANIZATION Srl 2017



Portimao 4.592 m

Portuguese Round, 15-16-17 September 2017 World Superbike - Best Sector & Speed Superpole 2

| BEST LAP | | | |
|----------|--------------------|-------------------|----------|
| 1 | 1 J. REA | Kawasaki ZX-10RR | 1'41.430 |
| 2 | 50 E. LAVERTY | Aprilia RSV4 RF | 1'42.197 |
| 3 | 32 L. SAVADORI | Aprilia RSV4 RF | 1'42.374 |
| 4 | 22 A. LOWES | Yamaha YZF R1 | 1'42.413 |
| 5 | 33 M. MELANDRI | Ducati Panigale R | 1'42.439 |
| 6 | 81 J. TORRES | BMW S 1000 RR | 1'42.586 |
| 7 | 60 M. VAN DER MARK | Yamaha YZF R1 | 1'42.608 |
| 8 | 6 S. BRADL | Honda CBR1000RR | 1'42.870 |
| 9 | 7 C. DAVIES | Ducati Panigale R | 1'43.071 |
| 10 | 12 X. FORÉS | Ducati Panigale R | 1'43.116 |
| 11 | 66 T. SYKES | Kawasaki ZX-10RR | |
| 12 | 2 L. CAMIER | MV Agusta 1000 F4 | |

| SPEED | | | |
|-------|--------------------|-------------------|-------|
| 1 | 7 C. DAVIES | Ducati Panigale R | 305,9 |
| 2 | 33 M. MELANDRI | Ducati Panigale R | 305,1 |
| 3 | 32 L. SAVADORI | Aprilia RSV4 RF | 305,1 |
| 4 | 1 J. REA | Kawasaki ZX-10RR | 305,1 |
| 5 | 50 E. LAVERTY | Aprilia RSV4 RF | 304,2 |
| 6 | 60 M. VAN DER MARK | Yamaha YZF R1 | 303,4 |
| 7 | 6 S. BRADL | Honda CBR1000RR | 301,7 |
| 8 | 12 X. FORÉS | Ducati Panigale R | 301,7 |
| 9 | 2 L. CAMIER | MV Agusta 1000 F4 | 301,7 |
| 10 | 22 A. LOWES | Yamaha YZF R1 | 300,8 |
| 11 | 81 J. TORRES | BMW S 1000 RR | 300,8 |

| SEG. 1 | | SEG. 2 | | SEG. 3 | | SEG. 4 | | |
|--------|--------------------|--------|----------------------|--------|----------------------|--------|----------------------|--------|
| 1 | 7 C. DAVIES | 32.124 | 1 J. REA | 29.211 | 1 J. REA | 21.030 | 1 J. REA | 18.962 |
| 2 | 1 J. REA | 32.168 | 2 50 E. LAVERTY | 29.393 | 2 32 L. SAVADORI | 21.063 | 2 32 L. SAVADORI | 19.087 |
| 3 | 33 M. MELANDRI | 32.297 | 3 32 L. SAVADORI | 29.449 | 3 22 A. LOWES | 21.159 | 3 50 E. LAVERTY | 19.129 |
| 4 | 50 E. LAVERTY | 32.343 | 4 22 A. LOWES | 29.454 | 4 50 E. LAVERTY | 21.170 | 4 22 A. LOWES | 19.147 |
| 5 | 60 M. VAN DER MARK | 32.361 | 5 81 J. TORRES | 29.541 | 5 33 M. MELANDRI | 21.203 | 5 60 M. VAN DER MARK | 19.167 |
| 6 | 6 S. BRADL | 32.417 | 6 33 M. MELANDRI | 29.605 | 6 81 J. TORRES | 21.215 | 6 6 S. BRADL | 19.200 |
| 7 | 81 J. TORRES | 32.443 | 7 6 S. BRADL | 29.679 | 7 60 M. VAN DER MARK | 21.243 | 7 81 J. TORRES | 19.319 |
| 8 | 22 A. LOWES | 32.502 | 8 60 M. VAN DER MARK | 29.680 | 8 7 C. DAVIES | 21.256 | 8 33 M. MELANDRI | 19.334 |
| 9 | 32 L. SAVADORI | 32.514 | 9 2 L. CAMIER | 29.698 | 9 12 X. FORÉS | 21.309 | 9 2 L. CAMIER | 19.379 |
| 10 | 12 X. FORÉS | 32.515 | 10 12 X. FORÉS | 29.758 | 10 6 S. BRADL | 21.385 | 10 7 C. DAVIES | 19.399 |
| 11 | 2 L. CAMIER | 32.783 | 11 7 C. DAVIES | 29.866 | 11 2 L. CAMIER | 21.538 | 11 12 X. FORÉS | 19.529 |

16/09/2017

These data/results cannot be reproduced, stored and/or transmitted in whole or in part by any manner of electronic, mechanical, photocopying, recording, broadcasting or otherwise now known or herein after developed without the previous express consent by the copyright owner, except for reproduction in daily press and regular printed publications on sale to the public within 60 days of the event related to those data/results and always provided that copyright symbol appears together as follows below.

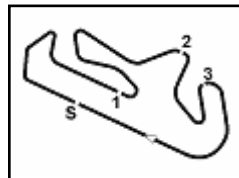
© DORNA WSBK ORGANIZATION Srl 2017

FICR PERUGIA TIMING


Official Tyre Supplier



Official Timekeeper



Portimao 4.592 m

Portuguese Round, 15-16-17 September 2017

World Superbike - Ideal Times Superpole 2

| Rider No. | Nat | Bike | Seg. 1 Diff. 1 | Seg. 2 Diff. 2 | Seg. 3 Diff. 3 | Seg. 4 Diff. 4 | Ideal Time | | | |
|---------------------------|--------------------|------|-------------------|------------------------|-------------------|-------------------|------------------------|-----------------------------|-------|-------|
| | | | | | | | Best Lap | Pos. | Diff. | |
| 1 | 1 J. REA | GBR | Kawasaki ZX-10RR | 32.168 | 29.211 | 21.030 | 18.962 0.059 | 1'41.371 1'41.430 | 3 | 0.059 |
| 2 | 50 E. LAVERTY | IRL | Aprilia RSV4 RF | 32.343 | 29.393 | 21.170 0.008 | 19.129 0.154 | 1'42.035 1'42.197 | 4 | 0.162 |
| 3 | 32 L. SAVADORI | ITA | Aprilia RSV4 RF | 32.514 | 29.449 | 21.063 | 19.087 0.261 | 1'42.113 1'42.374 | 5 | 0.261 |
| 4 | 22 A. LOWES | GBR | Yamaha YZF R1 | 32.502 0.151 | 29.454 | 21.159 | 19.147 | 1'42.262 1'42.413 | 6 | 0.151 |
| 5 | 33 M. MELANDRI | ITA | Ducati Panigale R | 32.297 | 29.605 | 21.203 | 19.334 | 1'42.439 1'42.439 | 7 | |
| 6 | 60 M. VAN DER MARK | NED | Yamaha YZF R1 | 32.361 0.157 | 29.680 | 21.243 | 19.167 | 1'42.451 1'42.608 | 9 | 0.157 |
| 7 | 81 J. TORRES | ESP | BMW S 1000 RR | 32.443 | 29.541 | 21.215 0.065 | 19.319 0.003 | 1'42.518 1'42.586 | 8 | 0.068 |
| 8 | 7 C. DAVIES | GBR | Ducati Panigale R | 32.124 0.269 | 29.866 0.157 | 21.256 | 19.399 | 1'42.645 1'43.071 | 11 | 0.426 |
| 9 | 6 S. BRADL | GER | Honda CBR1000RR | 32.417 0.136 | 29.679 | 21.385 | 19.200 0.053 | 1'42.681 1'42.870 | 10 | 0.189 |
| 10 | 12 X. FORÉS | ESP | Ducati Panigale R | 32.515 | 29.758 0.005 | 21.309 | 19.529 | 1'43.111 1'43.116 | 12 | 0.005 |
| Overall Ideal Time | | | | 32.124 | 29.211 | 21.030 | 18.962 | 1'41.327 | | |

16/09/2017

These data/results cannot be reproduced, stored and/or transmitted in whole or in part by any manner of electronic, mechanical, photocopying, recording, broadcasting or otherwise now known or herein after developed without the previous express consent by the copyright owner, except for reproduction in daily press and regular printed publications on sale to the public within 60 days of the event related to those data/results and always provided that copyright symbol appears together as follows below.

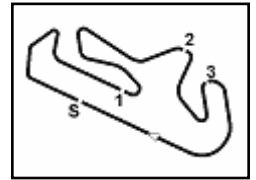
© DORNA WSBK ORGANIZATION Srl 2017

FKR PERUGIA TIMING


Official Tyre Supplier



Official Timekeeper



Portimao 4.592 m

Portuguese Round, 15-16-17 September 2017

World Superbike - Chronological Analysis Superpole 2

| 1° 1 J. REA (1'41.430) | | | | | | | |
|------------------------|---------------|---------------|---------------|---------------|-----------------|--------------|--------------|
| Lap | Seg.1 | Seg.2 | Seg.3 | Seg.4 | Lap Time | km/h | Local Time |
| 1 | | 29.954 | 21.288 | 19.290 | | | 12:06'44.426 |
| 2 | 32.383 | 29.638 | 21.189 | 19.175 | 1'42.385 | 304,2 | 12:08'26.811 |
| 3 | 33.591 | 30.281 | 21.976 | 26.555 | 1'52.403P | 305,1 | 12:10'19.214 |
| 4 | 5'11.024 | 30.186 | 21.444 | 18.962 | 6'21.616P | | 12:16'40.830 |
| 5 | 32.168 | 29.211 | 21.030 | 19.021 | 1'41.430 | 300,8 | 12:18'22.260 |
| 6 | 39.036 | 30.362 | 21.859 | 28.060 | 1'59.317P | 300,8 | 12:20'21.577 |

| 2° 50 E. LAVERTY (1'42.197) | | | | | | | |
|-----------------------------|---------------|---------------|---------------|---------------|-----------------|--------------|--------------|
| Lap | Seg.1 | Seg.2 | Seg.3 | Seg.4 | Lap Time | km/h | Local Time |
| 1 | | 30.246 | 21.360 | 19.168 | | | 12:06'44.993 |
| 2 | 32.526 | 29.603 | 21.170 | 19.129 | 1'42.428 | 297,5 | 12:08'27.421 |
| 3 | 32.438 | 31.574 | 21.811 | 26.906 | 1'52.729P | 303,4 | 12:10'20.150 |
| 4 | 5'03.004 | 31.413 | 22.541 | 19.375 | 6'16.333P | | 12:16'36.483 |
| 5 | 34.654 | 34.766 | 22.115 | 19.631 | 1'51.166 | 304,2 | 12:18'27.649 |
| 6 | 32.343 | 29.393 | 21.178 | 19.283 | 1'42.197 | 304,2 | 12:20'09.846 |

| 3° 32 L. SAVADORI (1'42.374) | | | | | | | |
|------------------------------|---------------|---------------|---------------|---------------|-----------------|--------------|--------------|
| Lap | Seg.1 | Seg.2 | Seg.3 | Seg.4 | Lap Time | km/h | Local Time |
| 1 | | 30.301 | 21.520 | 19.297 | | | 12:06'45.618 |
| 2 | 32.677 | 29.753 | 21.473 | 19.370 | 1'43.273 | 301,7 | 12:08'28.891 |
| 3 | 34.525 | 30.671 | 21.651 | 26.035 | 1'52.882P | 305,1 | 12:10'21.773 |
| 4 | 5'07.814 | 31.099 | 21.552 | 19.087 | 6'19.552P | | 12:16'41.325 |
| 5 | 32.514 | 29.449 | 21.063 | 19.348 | 1'42.374 | 300,8 | 12:18'23.699 |
| 6 | 39.476 | 31.251 | 22.013 | 20.182 | 1'52.922 | 293,5 | 12:20'16.621 |

| 4° 22 A. LOWES (1'42.413) | | | | | | | |
|---------------------------|---------------|---------------|---------------|---------------|-----------------|--------------|--------------|
| Lap | Seg.1 | Seg.2 | Seg.3 | Seg.4 | Lap Time | km/h | Local Time |
| 1 | | 30.972 | 21.956 | 19.389 | | | 12:07'24.210 |
| 2 | 32.642 | 29.916 | 21.424 | 19.452 | 1'43.434 | 296,7 | 12:09'07.644 |
| 3 | 32.555 | 30.085 | 21.337 | 19.463 | 1'43.440 | 298,3 | 12:10'51.084 |
| 4 | 34.682 | 30.536 | 21.641 | 25.734 | 1'52.593P | 291,1 | 12:12'43.677 |
| 5 | 3'55.564 | 31.434 | 21.838 | 19.830 | 5'08.666P | | 12:17'52.343 |
| 6 | 32.653 | 29.454 | 21.159 | 19.147 | 1'42.413 | 294,3 | 12:19'34.756 |
| 7 | 32.502 | 29.542 | 21.317 | 19.412 | 1'42.773 | 300,8 | 12:21'17.529 |

| 5° 33 M. MELANDRI (1'42.439) | | | | | | | |
|------------------------------|---------------|---------------|---------------|---------------|-----------------|--------------|--------------|
| Lap | Seg.1 | Seg.2 | Seg.3 | Seg.4 | Lap Time | km/h | Local Time |
| 1 | | 31.502 | 21.818 | 19.683 | | | 12:07'07.549 |
| 2 | 36.989 | 30.555 | 24.328 | 20.571 | 1'52.443 | 300,8 | 12:08'59.992 |
| 3 | 32.493 | 30.040 | 21.340 | 19.547 | 1'43.420 | 304,2 | 12:10'43.412 |
| 4 | 36.245 | 31.125 | 22.899 | 26.443 | 1'56.712P | 305,1 | 12:12'40.124 |
| 5 | 4'21.874 | 31.028 | 21.864 | 19.873 | 5'34.639P | | 12:18'14.763 |
| 6 | 32.297 | 29.605 | 21.203 | 19.334 | 1'42.439 | 304,2 | 12:19'57.202 |
| 7 | 32.608 | 33.108 | 22.588 | 27.308 | 1'55.612P | 305,1 | 12:21'52.814 |

| 6° 81 J. TORRES (1'42.586) | | | | | | | |
|----------------------------|---------------|---------------|---------------|---------------|-----------------|--------------|--------------|
| Lap | Seg.1 | Seg.2 | Seg.3 | Seg.4 | Lap Time | km/h | Local Time |
| 1 | | 30.262 | 21.606 | 19.319 | | | 12:06'49.866 |
| 2 | 32.823 | 29.733 | 21.215 | 19.371 | 1'43.142 | 300,8 | 12:08'33.008 |
| 3 | 32.528 | 29.760 | 21.258 | 19.373 | 1'42.919 | 300,0 | 12:10'15.927 |
| 4 | 32.990 | 30.273 | 21.777 | 27.433 | 1'52.473P | 300,0 | 12:12'08.400 |
| 5 | 3'47.123 | 32.174 | 22.721 | 19.478 | 5'01.496P | | 12:17'09.896 |
| 6 | 32.443 | 29.541 | 21.280 | 19.322 | 1'42.586 | 296,7 | 12:18'52.482 |
| 7 | 32.564 | 29.933 | 21.355 | 19.620 | 1'43.472 | 300,0 | 12:20'35.954 |

| 7° 60 M. VAN DER MARK (1'42.608) | | | | | | | |
|----------------------------------|----------|--------|--------|--------|-----------|-------|--------------|
| Lap | Seg.1 | Seg.2 | Seg.3 | Seg.4 | Lap Time | km/h | Local Time |
| 1 | | 30.808 | 21.780 | 19.335 | | | 12:07'01.315 |
| 2 | 33.000 | 30.217 | 21.447 | 19.410 | 1'44.074 | 302,5 | 12:08'45.389 |
| 3 | 32.820 | 30.161 | 21.480 | 19.251 | 1'43.712 | 299,2 | 12:10'29.101 |
| 4 | 33.483 | 30.345 | 21.676 | 26.826 | 1'52.330P | 302,5 | 12:12'21.431 |
| 5 | 4'07.155 | 31.510 | 21.875 | 19.321 | 5'19.861P | | 12:17'41.292 |

| 8° 6 S. BRADL (1'42.870) | | | | | | | |
|--------------------------|---------------|---------------|---------------|---------------|-----------------|--------------|--------------|
| Lap | Seg.1 | Seg.2 | Seg.3 | Seg.4 | Lap Time | km/h | Local Time |
| 1 | | 31.267 | 22.047 | 19.491 | | | 12:06'54.044 |
| 2 | 33.005 | 30.280 | 21.609 | 19.413 | 1'44.307 | 300,0 | 12:08'38.351 |
| 3 | 32.638 | 30.381 | 21.627 | 19.478 | 1'44.124 | 298,3 | 12:10'22.475 |
| 4 | 34.892 | 31.998 | 22.128 | 26.080 | 1'55.098P | 292,7 | 12:12'17.573 |
| 5 | 3'55.285 | 31.078 | 21.707 | 19.200 | 5'07.270P | | 12:17'24.843 |
| 6 | 32.553 | 29.679 | 21.385 | 19.253 | 1'42.870 | 298,3 | 12:19'07.713 |
| 7 | 32.417 | 30.401 | 21.723 | 19.478 | 1'44.019 | 301,7 | 12:20'51.732 |

| 9° 7 C. DAVIES (1'43.071) | | | | | | | |
|---------------------------|---------------|---------------|---------------|---------------|-----------------|--------------|--------------|
| Lap | Seg.1 | Seg.2 | Seg.3 | Seg.4 | Lap Time | km/h | Local Time |
| 1 | | 31.371 | 22.024 | 19.649 | | | 12:07'48.509 |
| 2 | 32.393 | 30.023 | 21.256 | 19.399 | 1'43.071 | 305,9 | 12:09'31.580 |
| 3 | 32.173 | 30.011 | 21.420 | 19.524 | 1'43.128 | 305,1 | 12:11'14.708 |
| 4 | 32.357 | 29.866 | 21.343 | 19.636 | 1'43.202 | 305,1 | 12:12'57.910 |
| 5 | 33.809 | 31.384 | 22.144 | 25.615 | 1'52.952P | 284,2 | 12:14'50.862 |
| 6 | 1'58.051 | 31.397 | 22.360 | 19.621 | 3'11.429P | | 12:18'02.291 |
| 7 | 32.124 | 1'24.664 | 21.787 | 20.112 | 2'38.687 | 303,4 | 12:20'40.978 |

| 10° 12 X. FORÉS (1'43.116) | | | | | | | |
|----------------------------|---------------|---------------|---------------|---------------|-----------------|--------------|--------------|
| Lap | Seg.1 | Seg.2 | Seg.3 | Seg.4 | Lap Time | km/h | Local Time |
| 1 | | 30.375 | 21.384 | 19.612 | | | 12:07'14.708 |
| 2 | 32.567 | 29.834 | 21.412 | 19.611 | 1'43.424 | 300,8 | 12:08'58.132 |
| 3 | 34.456 | 30.352 | 21.438 | 19.571 | 1'45.817 | 298,3 | 12:10'43.949 |
| 4 | 32.911 | 30.273 | 22.056 | 26.875 | 1'52.115P | 301,7 | 12:12'36.064 |
| 5 | 3'08.750 | 34.667 | 21.603 | 19.550 | 4'24.570P | | 12:17'00.634 |
| 6 | 32.515 | 29.763 | 21.309 | 19.529 | 1'43.116 | 295,1 | 12:18'43.750 |
| 7 | 32.586 | 29.758 | 21.366 | 19.605 | 1'43.315 | 297,5 | 12:20'27.065 |

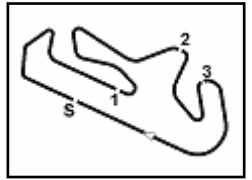
| 11° 2 L. CAMIER () | | | | | | | |
|--------------------|--------|---------------|--------|--------|-----------|--------------|--------------|
| Lap | Seg.1 | Seg.2 | Seg.3 | Seg.4 | Lap Time | km/h | Local Time |
| 1 | | 30.754 | 21.538 | 19.379 | | | 12:07'10.888 |
| 2 | 32.783 | 29.698 | 28.226 | 44.299 | 2'15.006P | 301,7 | 12:09'25.894 |

16/09/2017

P = Pits In/Out - C = Lap-Time Cancelled

These data/results cannot be reproduced, stored and/or transmitted in whole or in part by any manner of electronic, mechanical, photocopying, recording, broadcasting or otherwise now known or herein after developed without the previous express consent by the copyright owner, except for reproduction in daily press and regular printed publications on sale to the public within 60 days of the event related to those data/results and always provided that copyright symbol appears together as follows below.

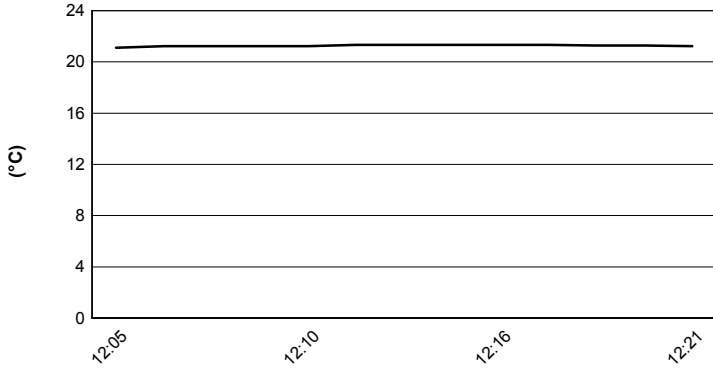
© DORNA WSBK ORGANIZATION Srl 2017



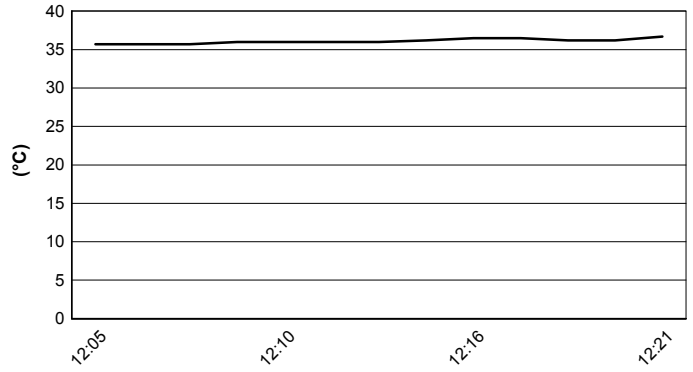
Portimao 4.592 m

Portuguese Round, 15-16-17 September 2017
World Superbike - Weather Report Superpole 2
 Session started 12:05 - Session ended 12:22


Air Temperature



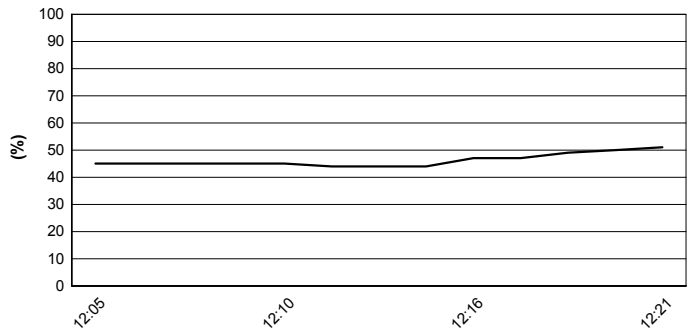
Track Temperature



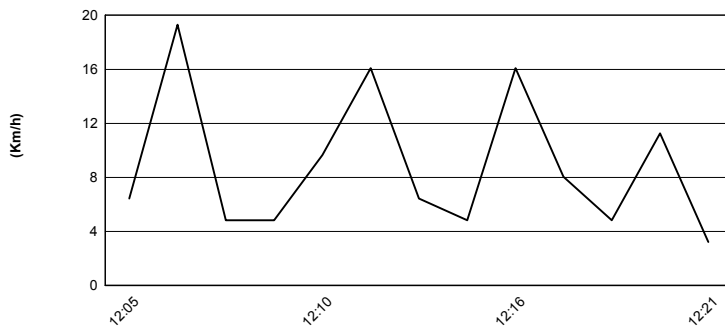
Air Pressure



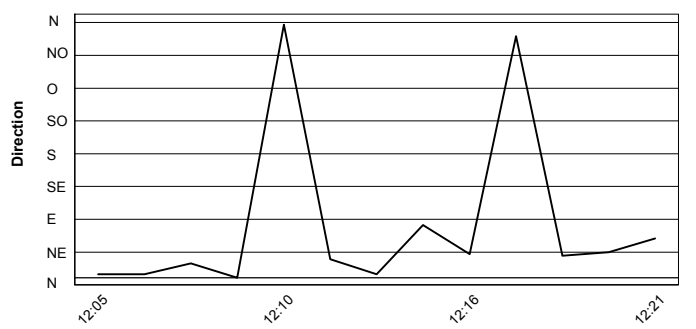
Humidity



Wind Speed



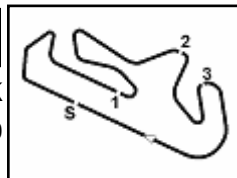
Wind Direction



16/09/2017

These data/results cannot be reproduced, stored and/or transmitted in whole or in part by any manner of electronic, mechanical, photocopying, recording, broadcasting or otherwise now known or herein after developed without the previous express consent by the copyright owner, except for reproduction in daily press and regular printed publications on sale to the public within 60 days of the event related to those data/results and always provided that copyright symbol appears together as follows below.

© DORNA WSBK ORGANIZATION Srl 2017



Portimao 4.592 m

Portuguese Round, 15-16-17 September 2017
World Superbike - TISSOT Superpole Award

| | Points | Points From First | Points From Previous | February 26 PHILLIP ISLAND | March 12 BURIRAM | April 2 ARAGÓN | April 30 ASSEN | May 14 IMOLA | May 28 DONINGTON PARK | June 18 MISANO | July 9 LAGUNA SECA | August 20 LAUSITZRING | September 17 PORTIMÃO | October 1 MAGNY COURS | October 22 JEREZ | November 4 LOSAIL | | | | | | | |
|--|--------|-------------------|----------------------|-------------------------------|---------------------|-------------------|-------------------|-----------------|--------------------------|-------------------|-----------------------|--------------------------|--------------------------|--------------------------|---------------------|----------------------|--|--|--|--|--|--|--|
| 1 REA Jonathan (GBR) | 216 | | | 25 | 25 | 20 | 25 | 16 | 20 | 20 | 20 | 20 | 25 | | | | | | | | | | |
| 2 SYKES Tom (GBR) | 200 | 16 | | 20 | 20 | 16 | 20 | 20 | 25 | 25 | 25 | 25 | 4 | | | | | | | | | | |
| 3 DAVIES Chaz (GBR) | 152 | 64 | 48 | 13 | 11 | 25 | 16 | 25 | 16 | 13 | 16 | 10 | 7 | | | | | | | | | | |
| 4 MELANDRI Marco (ITA) | 131 | 85 | 21 | 16 | 16 | 13 | 11 | 11 | 11 | 16 | 13 | 13 | 11 | | | | | | | | | | |
| 5 LAVERTY Eugene (IRL) | 94 | 122 | 37 | 3 | 9 | 7 | 10 | 10 | 10 | 6 | 11 | 8 | 20 | | | | | | | | | | |
| 6 LOWES Alex (GBR) | 89 | 127 | 5 | 11 | 13 | 4 | 4 | 5 | 13 | 9 | 8 | 9 | 13 | | | | | | | | | | |
| 7 SAVADORI Lorenzo (ITA) | 81 | 135 | 8 | 10 | 7 | | 13 | 6 | 4 | 3 | 6 | 16 | 16 | | | | | | | | | | |
| 8 FORÉS Xavi (ESP) | 81 | 135 | 0 | 8 | 8 | 11 | 9 | 9 | 9 | 8 | 9 | 4 | 6 | | | | | | | | | | |
| 9 VAN DER MARK Michael (NED) | 73 | 143 | 8 | 6 | 10 | 9 | 8 | 7 | 5 | 11 | 3 | 5 | 9 | | | | | | | | | | |
| 10 TORRES Jordi (ESP) | 68 | 148 | 5 | 9 | 6 | 10 | 7 | | 3 | 7 | 5 | 11 | 10 | | | | | | | | | | |
| 11 CAMIER Leon (GBR) | 66 | 150 | 2 | 7 | 5 | 1 | 5 | 13 | 6 | 10 | 7 | 7 | 5 | | | | | | | | | | |
| 12 MERCADO Leandro (ARG) | 40 | 176 | 26 | | | 8 | | 8 | 7 | 2 | 10 | 2 | 3 | | | | | | | | | | |
| 13 HAYDEN Nicky (USA) | 22 | 194 | 18 | 5 | 2 | 6 | 6 | 3 | | | | | | | | | | | | | | | |
| 14 BRADL Stefan (GER) | 19 | 197 | 3 | 1 | | 5 | | 4 | | | | 1 | 8 | | | | | | | | | | |
| 15 REITERBERGER Markus (GER) | 17 | 199 | 2 | 4 | 4 | 3 | | | | | | 6 | | | | | | | | | | | |
| 16 KRUMMENACHER Randy (SUI) | 16 | 200 | 1 | 2 | 3 | | 3 | 1 | 2 | 5 | | | | | | | | | | | | | |
| 17 RAMOS Román (ESP) | 11 | 205 | 5 | | | 2 | 1 | 2 | | 4 | 1 | | 1 | | | | | | | | | | |
| 18 HASLAM Leon (GBR) | 8 | 208 | 3 | | | | | | 8 | | | | | | | | | | | | | | |
| 19 DE ANGELIS Alex (RSM) | 8 | 208 | 0 | | 1 | | 2 | | 1 | | 4 | | | | | | | | | | | | |
| 20 DE ROSA Raffaele (ITA) | 8 | 208 | 0 | | | | | | | 1 | 2 | 3 | 2 | | | | | | | | | | |

16/09/2017

These data/results cannot be reproduced, stored and/or transmitted in whole or in part by any manner of electronic, mechanical, photocopying, recording, broadcasting or otherwise now known or herein after developed without the previous express consent by the copyright owner, except for reproduction in daily press and regular printed publications on sale to the public within 60 days of the event related to those data/results and always provided that copyright symbol appears together as follows below.

© DORNA WSBK ORGANIZATION Srl 2016

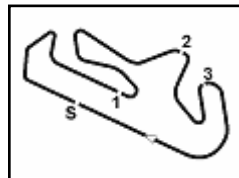
FICR PERUGIA TIMING



Official Tyre Supplier



Official Timekeeper



Portimao 4.592 m

Portuguese Round, 15-16-17 September 2017

World Superbike - Superpole Ranking

| | 2014 | 2015 | 2016 | 2017 |
|---|--|--|---|---|
| 01 Phillip Island Grand Prix Circuit | Guintoli (Fra) Apr 1'30.038 (177,7 Km/h) | Rea (Gbr) Kaw 1'31.212 (175,4 Km/h) | Sykes (Gbr) Kaw 1'30.020 (177,8 Km/h) | Rea (Gbr) Kaw 1'29.573 (178,6 Km/h) |
| 02 Chang International Circuit | | Rea (Gbr) Kaw 1'33.382 (175,6 Km/h) | van der Mark (Ned) Hon 1'33.452 (175,4 Km/h) | Rea (Gbr) Kaw 1'32.957 (176,4 Km/h) |
| 03 Motorland Aragon | Sykes (Gbr) Kaw 1'56.479 (165,2 Km/h) | Haslam (Gbr) Apr 1'49.664 (166,7 Km/h) | Sykes (Gbr) Kaw 1'49.374 (167,1 Km/h) | Davies (Gbr) Duc 1'49.319 (167,2 Km/h) |
| 04 TT Circuit Assen | Baz (Fra) Kaw 1'34.357 (173,3 Km/h) | Sykes (Gbr) Kaw 1'34.789 (172,5 Km/h) | Sykes (Gbr) Kaw 1'35.440 (171,3 Km/h) | Rea (Gbr) Kaw 1'33.505 (174,9 Km/h) |
| 05 Autodromo Internazionale Enzo e Dino | Rea (Gbr) Hon 1'46.289 (167,2 Km/h) | Giugliano (Ita) Duc 1'46.382 (167,0 Km/h) | Davies (Gbr) Duc 1'45.598 (168,3 Km/h) | Davies (Gbr) Duc 1'45.662 (168,2 Km/h) |
| 06 Donington Park | Giugliano (Ita) Duc 1'44.903 (138,1 Km/h) | Sykes (Gbr) Kaw 1'27.071 (166,3 Km/h) | Sykes (Gbr) Kaw 1'26.712 (167,0 Km/h) | Sykes (Gbr) Kaw 1'26.641 (167,2 Km/h) |
| 07 Misano World Circuit "Marco Simoncelli" | Sykes (Gbr) Kaw 1'34.883 (160,3 Km/h) | Sykes (Gbr) Kaw 1'34.214 (161,5 Km/h) | Sykes (Gbr) Kaw 1'34.037 (161,8 Km/h) | Sykes (Gbr) Kaw 1'33.662 (162,4 Km/h) |
| 08 Laguna Seca Raceway | Sykes (Gbr) Kaw 1'21.811 (158,9 Km/h) | Davies (Gbr) Duc 1'22.101 (158,3 Km/h) | Sykes (Gbr) Kaw 1'22.155 (158,2 Km/h) | Sykes (Gbr) Kaw 1'22.476 (157,6 Km/h) |
| 09 Lausitzring | | | Davies (Gbr) Duc 1'37.883 (156,9 Km/h) | Sykes (Gbr) Kaw 1'36.121 (159,7 Km/h) |
| 10 Autódromo Internacional do Algarve | Sykes (Gbr) Kaw 1'42.484 (161,3 Km/h) | Giugliano (Ita) Duc 1'41.764 (162,4 Km/h) | | Rea (Gbr) Kaw 1'41.430 (163,0 Km/h) |
| 11 Magny-Cours | Sykes (Gbr) Kaw 1'36.366 (164,8 Km/h) | Haslam (Gbr) Apr 1'56.404 (136,4 Km/h) | Rea (Gbr) Kaw 1'52.881 (140,7 Km/h) | |
| 12 Jerez | Baz (Fra) Kaw 1'40.298 (158,8 Km/h) | Sykes (Gbr) Kaw 1'40.292 (158,8 Km/h) | Sykes (Gbr) Kaw 1'39.190 (160,5 Km/h) | |
| 13 Losail International Circuit | Giugliano (Ita) Duc 1'57.033 (165,5 Km/h) | Sykes (Gbr) Kaw 1'56.821 (165,8 Km/h) | Rea (Gbr) Kaw 1'56.356 (166,5 Km/h) | |

2017

- 4 J. Rea
- 4 T. Sykes
- 2 C. Davies

ALL TIMES

- | | | | |
|---------------|----------------|------------------|-------------------|
| 43 T. Corser | 6 J. Kocinski | 2 A. Yanagawa | 1 J. Reynolds |
| 42 T. Sykes | 6 C. Crutchlow | 2 M. Lucchinelli | 1 S. Hislop |
| 26 T. Bayliss | 5 D. Giugliano | 2 B. Bostrom | 1 M. Mladin |
| 21 C. Fogarty | 5 M. Biaggi | 2 B. Monti | 1 R. Xaus |
| 17 D. Polen | 5 C. Davies | 2 M. Campbell | 1 M. Tamada |
| 16 N. Hodgson | 4 F. Merkel | 2 Y. Nagai | 1 L. Lanzi |
| 15 C. Edwards | 4 J. Toseland | 2 M. Neukirchner | 1 M. Fabrizio |
| 12 J. Rea | 4 S. Guintoli | 2 L. Baz | 1 A. Badovini |
| 11 B. Spies | 3 S. Mertens | 2 E. Laverty | 1 F. Nieto |
| 10 P. Chili | 3 R. Phillis | 1 M. Doohan | 1 T. Hill |
| 10 C. Checa | 3 S. Martin | 1 D. Chandler | 1 J. Hopkins |
| 9 R. Roche | 3 C. Vermeulen | 1 P. Goddard | 1 M. van der Mark |
| 8 G. Falappa | 3 Y. Kagayama | 1 M. Dowson | 1 M. Melandri |
| 8 S. Russell | 3 L. Haslam | 1 A. Vieira | 1 I. Jaitovich |
| 8 A. Slight | 3 J. Smrz | 1 T. Kipp | |
| 7 N. Haga | 2 A. Gobert | 1 S. Crafar | |
| 7 R. Laconi | 2 D. Tardozi | 1 R. Burnett | |

16/09/2017

These data/results cannot be reproduced, stored and/or transmitted in whole or in part by any manner of electronic, mechanical, photocopying, recording, broadcasting or otherwise now known or herein after developed without the previous express consent by the copyright owner, except for reproduction in daily press and regular printed publications on sale to the public within 60 days of the event related to those data/results and always provided that copyright symbol appears together as follows below.

© DORNA WSBK ORGANIZATION Srl 2017

FICR PERUGIA TIMING



Official Tyre Supplier



Official Timekeeper