

Portuguese Round, 15-16-17 September 2017

World Supersport - Results Race

Laps 18 = 82,656 Km - Time of Race 31'56.454 - Avg. 155,267 km/h

Pos	Race	Grid	No. Rider	Nat	Team	Bike	Class	LL	Gap	Fastest Lap	Speed	Qualifying		Ranking		
												Time	Speed	R	Tot	Pos
1	1	1	K. SOFUOGLU	TUR	Kawasaki Puccetti Racing	Kawasaki ZX-6R		18		1'45.984	274,8	1'45.541	260,9	25	145	1
2	2	144	L. MAHIAS	FRA	GRT Yamaha Official WorldSSP Team	Yamaha YZF R6		18	0.080	1'45.935	272,0	1'45.576	261,5	20	141	2
3	5	16	J. CLUZEL	FRA	CIA Landlord Insurance Honda	Honda CBR600RR		18	2.294	1'45.534	272,7	1'45.906	262,1	16	104	4
4	4	32	S. MORAIS	RSA	Kallio Racing	Yamaha YZF R6		18	4.176	1'46.090	272,7	1'45.688	268,7	13	114	3
5	3	99	P. JACOBSEN	USA	MV Agusta Reparto Corse	MV Agusta F3 675		18	4.273	1'46.038	268,7	1'45.591	262,8	11	79	5
6	10	11	C. GAMARINO	ITA	BARDAHL EVAN BROS. Honda Racing	Honda CBR600RR		18	20.600	1'46.360	270,0	1'46.867	260,2	10	39	12
7	7	64	F. CARICASULO	ITA	GRT Yamaha Official WorldSSP Team	Yamaha YZF R6		18	22.990	1'46.190	272,7	1'46.365	262,1	9	60	6
8	14	87	L. ZANETTI	ITA	Team Factory Vamag	MV Agusta F3 675		18	23.196	1'46.707	272,7	1'46.834	268,7	8	18	20
9	11	71	C. BERGMAN	SWE	CIA Landlord Insurance Honda	Honda CBR600RR		18	23.241	1'46.795	266,7	1'47.262	259,6	7	12	26
10	16	47	R. HARTOG	NED	Team Hartog - Jenik - Against Cancer	Kawasaki ZX-6R	ESS	18	24.312	1'47.055	272,7	1'46.948	259,6	6	19	19
11	8	81	L. STAPLEFORD	GBR	Profile Racing	Triumph Daytona 675		18	28.899	1'46.955	268,0	1'46.638	261,5	5	41	11
12	22	78	H. OKUBO	JPN	CIA Landlord Insurance Honda	Honda CBR600RR		18	30.801	1'47.269	269,3	1'47.881	260,9	4	34	14
13	12	65	M. CANDUCCI	ITA	3570 Puccetti Racing FMI	Kawasaki ZX-6R		18	30.911	1'47.194	271,4	1'47.408	260,9	3	28	15
14	9	4	G. REA	GBR	Team Kawasaki Go Eleven	Kawasaki ZX-6R		18	37.729	1'46.670	266,0	1'46.731	255,9	2	17	21
15	23	38	H. SOOMER	EST	WILSport Racedays	Honda CBR600RR	ESS	18	42.514	1'47.534	273,4	1'48.317	258,4	1	24	16
16	24	56	P. SEBESTYÉN	HUN	SSP Hungary by Pedercini Racing	Kawasaki ZX-6R	ESS	18	45.652	1'48.040	266,7	1'48.369	258,4			
17	19	63	Z. KHAIRUDDIN	MAS	Orelac Racing VerdNatura	Kawasaki ZX-6R		18	48.070	1'47.737	268,0	1'47.621	260,9		6	34
18	26	74	J. VAN SIKKELERUS	NED	MVR Racing	Yamaha YZF R6	ESS	18	1'04.600	1'49.050	264,7	1'48.630	259,6			
-----Not Classified-----																
RET	17	23	M. ENDERLEIN	GER	MVR Racing	Yamaha YZF R6		16	2 Laps	1'47.861	267,3	1'47.448	259,6			
RET	6	66	N. TUULI	FIN	Kallio Racing	Yamaha YZF R6		14	4 Laps	1'46.318	276,9	1'45.970	262,8		38	13
RET	13	111	K. SMITH	GBR	GEMAR Team Lorini	Honda CBR600RR		8	10 Laps	1'46.565	274,8	1'46.640	266,7		44	8
RET	21	61	A. ZACCONE	ITA	MV Agusta Reparto Corse	MV Agusta F3 675	ESS	7	11 Laps	1'47.033	269,3	1'47.873	260,9		13	25
RET	20	35	S. HILL	GBR	Profile Racing	Triumph Daytona 675		6	12 Laps	1'47.807	274,8	1'47.800	264,1			
RET	18	26	K. WATANABE	JPN	Team Kawasaki Go Eleven	Kawasaki ZX-6R		5	13 Laps	1'47.840	268,0	1'47.539	264,1		21	17
RET	25	83	L. EPIS	AUS	Response RE Racing	Kawasaki ZX-6R		4	14 Laps	1'48.720	260,9	1'48.466	257,1		10	28
RET	29	10	N. CALERO	ESP	Orelac Racing VerdNatura	Kawasaki ZX-6R		3	15 Laps	1'51.274	261,5	260,2		10	27	
RET	15	77	K. RYDE	GBR	Kawasaki Puccetti Racing	Kawasaki ZX-6R		2	16 Laps	1'47.364	270,0	1'46.876	268,7		43	10
RET	27	48	G. SCARCELLA	AUS	GEMAR Team Lorini	Honda CBR600RR		0				1'50.947	257,1			

AIR	Humidity:	34%	Temp:	23°C
TRACK	Condition:	Dry	Temp:	37°C

Records	Pole (QP)	2015	J.Cluzel	1'44.554	158,11 Km/h
	Race (RC)	2010	M.Pirro	1'45.180	157,17 Km/h
	Circuit (QP)	2015	J.Cluzel	1'44.554	158,11 Km/h
Race Fastest Lap	Lap 2		J.Cluzel	1'45.534	156,64 Km/h

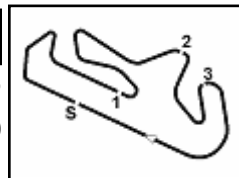
LAP LEADERS					
No. Rider	From	To	Laps	Total	
99 P. JACOBSEN	1	4	4	4	
16 J. CLUZEL	5	5	1	1	
144 L. MAHIAS	6	6	1	1	
16 J. CLUZEL	7	7	1	2	
1 K. SOFUOGLU	8	18	11	11	

TOTAL LEADER LAPS					
No. Rider	Laps				
1 K. SOFUOGLU	66	24	D. KRAISART	1	
32 S. MORAIS	27	25	A. BALDOLINI	1	
16 J. CLUZEL	20	39	C. POLAMAI	1	
64 F. CARICASULO	7	44	R. ROLFO	1	
144 L. MAHIAS	7				
99 P. JACOBSEN	4				
111 K. SMITH	3				

Start 17/09/2017 12:01 End 12:34 The results are provisional until the end of the time limit for protests and appeals and the completion of the technical checks.

These data/results cannot be reproduced, stored and/or transmitted in whole or in part by any manner of electronic, mechanical, photocopying, recording, broadcasting or otherwise now known or herein after developed without the previous express consent by the copyright owner, except for reproduction in daily press and regular printed publications on sale to the public within 60 days of the event related to those data/results and always provided that copyright symbol appears together as follows below.

© DORNA WSBK ORGANIZATION Srl 2017



Portuguese Round, 15-16-17 September 2017

World Supersport - Results Race

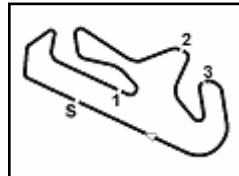
Race Highlights

Time	No. Rider	Description
11.45.00		Pit Lane Opened
11.50.00		Pit Lane Closed
11.58.02		Warm-up Lap Start
12.01.31		Start
12.02.01	48 Scarcella	Crashed - Turn 4
12.02.26	48 Scarcella	Out
12.03.35		No Jump Start
12.06.04	77 Ryde	Crashed - Turn 7
12.06.34	77 Ryde	Out
12.07.08	10 Calero	Entered Pits
12.07.42	10 Calero	Retired
12.09.15	83 Epis	Crashed - Turn 3
12.10.09	83 Epis	Out
12.10.58	26 Watanabe	Crashed - Turn 3
12.11.55	26 Watanabe	Out
12.13.20	35 Hill	Crashed - Turn 7
12.13.54	35 Hill	Out
12.15.38	61 Zaccone	Crashed - Turn 8
12.15.54	111 Smith	Entered Pits
12.16.16	61 Zaccone	Out
12.16.47	111 Smith	Retired
12.17.59	61 Zaccone	Medical Centre
12.19.28	64 Caricasulo	On the Gravel - Re-Joined - Turn 1
12.25.33	23 Enderlein	On the Gravel - Re-Joined - Turn 1
12.27.31	66 Tuuli	Crashed - Turn 8
12.28.17	66 Tuuli	Out
12.32.02	23 Enderlein	Crashed - Turn 13
12.33.38	23 Enderlein	Out
12.34.33		End Of Session

Start 17/09/2017 12:01 End 12:34 The results are provisional until the end of the time limit for protests and appeals and the completion of the technical checks.

These data/results cannot be reproduced, stored and/or transmitted in whole or in part by any manner of electronic, mechanical, photocopying, recording, broadcasting or otherwise now known or herein after developed without the previous express consent by the copyright owner, except for reproduction in daily press and regular printed publications on sale to the public within 60 days of the event related to those data/results and always provided that copyright symbol appears together as follows below.

© DORNA WSBK ORGANIZATION Srl 2017



Portimao 4.592 m

Portuguese Round, 15-16-17 September 2017
World Supersport - Lap Chart Race

	Lap																	
	1	2	3	4	5	6	7	8	9	10	11	12	13	14	15	16	17	18
1	99	99	99	99	16	144	16	1	1	1	1	1	1	1	1	1	1	1
2	144	16	144	16	144	16	1	144	144	144	144	144	144	144	144	144	144	144
3	1	144	16	144	99	1	144	16	16	16	16	16	16	16	16	16	16	16
4	16	1	1	1	1	99	99	32	32	32	32	32	32	32	32	32	32	32
5	64	32	32	32	32	32	32	99	99	99	99	99	99	99	99	99	99	99
6	32	64	64	66	64	64	64	64	66	66	66	66	66	66	11	11	11	11
7	66	66	66	64	66	66	66	66	66	64	11	11	11	11	64	64	64	64
8	4	11	11	11	11	11	11	11	11	11	64	64	64	64	87	87	87	87
9	11	4	4	4	111	111	111	87	87	87	87	87	87	87	4	71	71	71
10	77	111	111	111	4	4	4	4	71	71	71	71	71	71	47	47	47	47
11	111	77	71	87	87	87	87	71	71	4	4	4	4	4	71	4	81	81
12	71	71	87	71	71	71	71	47	47	47	47	47	47	47	81	81	65	78
13	61	47	47	47	47	47	47	81	81	81	81	81	81	81	65	78	78	65
14	47	87	61	61	61	61	61	78	78	78	65	65	65	65	78	65	4	4
15	26	61	81	81	81	81	81	65	65	65	78	78	78	78	38	38	38	38
16	87	65	65	65	65	65	65	63	38	38	38	38	38	38	56	56	56	56
17	81	26	26	26	78	78	78	38	63	23	23	23	23	56	23	23	63	63
18	65	81	78	78	26	35	63	23	23	56	56	56	56	63	63	63	74	74
19	35	78	35	35	35	63	38	56	56	63	63	63	63	23	74			
20	78	35	63	63	63	23	23	111	74	74	74	74	74					
21	56	56	23	23	23	38	56	74										
22	63	63	56	38	38	56	74											
23	38	23	38	56	56	74												
24	23	38	83	83	74													
25	83	83	74	74														
26	10	74	10															
27	74	10																

Final Result		
1	1 K. SOFUOGLU	Laps 18
2	144 L. MAHIAS	0.080
3	16 J. CLUZEL	2.294
4	32 S. MORAIS	4.176
5	99 P. JACOBSEN	4.273
6	11 C. GAMARINO	20.600
7	64 F. CARICASULO	22.990
8	87 L. ZANETTI	23.196
9	71 C. BERGMAN	23.241
10	47 R. HARTOG	24.312
11	81 L. STAPLEFORD	28.899
12	78 H. OKUBO	30.801
13	65 M. CANDUCCI	30.911
14	4 G. REA	37.729
15	38 H. SOOMER	42.514
16	56 P. SEBESTYÉN	45.652
17	63 Z. KHAIRUDDIN	48.070
18	74 J. VAN SIKKELERUS	1'04.600
RET	23 M. ENDERLEIN	2 Laps
RET	66 N. TUULI	4 Laps
RET	111 K. SMITH	10 Laps
RET	61 A. ZACCONE	11 Laps
RET	35 S. HILL	12 Laps
RET	26 K. WATANABE	13 Laps
RET	83 L. EPIS	14 Laps
RET	10 N. CALERO	15 Laps
RET	77 K. RYDE	16 Laps
RET	48 G. SCARCELLA	

17/09/2017

These data/results cannot be reproduced, stored and/or transmitted in whole or in part by any manner of electronic, mechanical, photocopying, recording, broadcasting or otherwise now known or herein after developed without the previous express consent by the copyright owner, except for reproduction in daily press and regular printed publications on sale to the public within 60 days of the event related to those data/results and always provided that copyright symbol appears together as follows below.

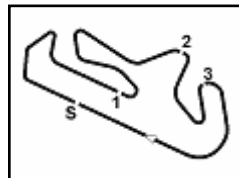
© DORNA WSBK ORGANIZATION Srl 2017

FCR PERUGIA TIMING


Official Tyre Supplier



Official Timekeeper



Portimao 4.592 m

Portuguese Round, 15-16-17 September 2017

World Supersport - Lap Chart Race

2 / 3

Lap 1

1	99 P.Jacobsen (USA)	
2	144 L.Mahias (FRA)	0.216
3	1 K.Sofuoglu (TUR)	0.845
4	16 J.Cluzel (FRA)	0.923
5	64 F.Caricasulo (ITA)	1.459
6	32 S.Morais (RSA)	1.504
7	66 N.Tuuli (FIN)	1.721
8	4 G.Rea (GBR)	2.268
9	11 C.Gamarino (ITA)	2.401
10	77 K.Ryde (GBR)	2.700
11	111 K.Smith (GBR)	2.708
12	71 C.Bergman (SWE)	3.251
13	61 A.Zaccone (ITA)	3.813
14	47 R.Hartog (NED)	3.856
15	26 K.Watanabe (JPN)	3.953
16	87 L.Zanetti (ITA)	4.325
17	81 L.Stapleford (GBR)	4.353
18	65 M.Canducci (ITA)	4.426
19	35 S.Hill (GBR)	4.745
20	78 H.Okubo (JPN)	5.242
21	56 P.Sebestyén (HUN)	5.731
22	63 Z.Khairuddin (MAS)	5.762
23	38 H.Soomer (EST)	6.136
24	23 M.Enderlein (GER)	6.391
25	83 L.Epis (AUS)	7.741
26	10 N.Calero (ESP)	9.160
27	74 J.van Sikkelerus (NED)	9.474

16	65 M.Canducci (ITA)	8.162
17	26 K.Watanabe (JPN)	8.626
18	78 H.Okubo (JPN)	8.980
19	35 S.Hill (GBR)	9.049
20	63 Z.Khairuddin (MAS)	10.149
21	23 M.Enderlein (GER)	10.567
22	56 P.Sebestyén (HUN)	10.607
23	38 H.Soomer (EST)	10.794
24	83 L.Epis (AUS)	13.356
25	74 J.van Sikkelerus (NED)	16.205
26	10 N.Calero (ESP)	32.513

Lap 4

1	99 P.Jacobsen (USA)	
2	16 J.Cluzel (FRA)	0.138
3	144 L.Mahias (FRA)	0.296
4	1 K.Sofuoglu (TUR)	0.635
5	32 S.Morais (RSA)	1.268
6	66 N.Tuuli (FIN)	2.330
7	64 F.Caricasulo (ITA)	2.333
8	11 C.Gamarino (ITA)	3.399
9	4 G.Rea (GBR)	4.566
10	111 K.Smith (GBR)	4.672
11	87 L.Zanetti (ITA)	6.996
12	71 C.Bergman (SWE)	7.229
13	47 R.Hartog (NED)	7.598
14	61 A.Zaccone (ITA)	8.016
15	81 L.Stapleford (GBR)	8.111
16	65 M.Canducci (ITA)	8.884
17	26 K.Watanabe (JPN)	9.871
18	78 H.Okubo (JPN)	10.197
19	35 S.Hill (GBR)	10.500
20	63 Z.Khairuddin (MAS)	11.291
21	23 M.Enderlein (GER)	11.833
22	38 H.Soomer (EST)	12.372
23	56 P.Sebestyén (HUN)	13.447
24	83 L.Epis (AUS)	16.176
25	74 J.van Sikkelerus (NED)	18.729

Lap 5

1	16 J.Cluzel (FRA)	
2	144 L.Mahias (FRA)	0.156
3	99 P.Jacobsen (USA)	0.354
4	1 K.Sofuoglu (TUR)	0.489
5	32 S.Morais (RSA)	1.016
6	64 F.Caricasulo (ITA)	2.518
7	66 N.Tuuli (FIN)	2.560
8	11 C.Gamarino (ITA)	3.248
9	111 K.Smith (GBR)	5.052
10	4 G.Rea (GBR)	5.189
11	87 L.Zanetti (ITA)	7.108
12	71 C.Bergman (SWE)	7.336
13	47 R.Hartog (NED)	7.965
14	61 A.Zaccone (ITA)	8.361
15	81 L.Stapleford (GBR)	8.845
16	65 M.Canducci (ITA)	9.585
17	78 H.Okubo (JPN)	11.117
18	26 K.Watanabe (JPN)	11.200
19	35 S.Hill (GBR)	11.918
20	63 Z.Khairuddin (MAS)	12.565
21	23 M.Enderlein (GER)	13.698
22	38 H.Soomer (EST)	13.925
23	56 P.Sebestyén (HUN)	15.174
24	74 J.van Sikkelerus (NED)	21.091

Lap 6

1	144 L.Mahias (FRA)	
2	16 J.Cluzel (FRA)	0.069
3	1 K.Sofuoglu (TUR)	0.224
4	99 P.Jacobsen (USA)	0.560
5	32 S.Morais (RSA)	0.777
6	64 F.Caricasulo (ITA)	2.553
7	66 N.Tuuli (FIN)	2.592
8	11 C.Gamarino (ITA)	3.007
9	111 K.Smith (GBR)	5.940

10	4 G.Rea (GBR)	6.012
11	87 L.Zanetti (ITA)	6.856
12	71 C.Bergman (SWE)	7.379
13	47 R.Hartog (NED)	8.322
14	61 A.Zaccone (ITA)	8.921
15	81 L.Stapleford (GBR)	9.342
16	65 M.Canducci (ITA)	10.089
17	78 H.Okubo (JPN)	11.427
18	35 S.Hill (GBR)	12.998
19	63 Z.Khairuddin (MAS)	13.566
20	23 M.Enderlein (GER)	14.794
21	38 H.Soomer (EST)	15.267
22	56 P.Sebestyén (HUN)	16.632
23	74 J.van Sikkelerus (NED)	23.643

Lap 7

1	16 J.Cluzel (FRA)	
2	1 K.Sofuoglu (TUR)	0.031
3	144 L.Mahias (FRA)	0.083
4	99 P.Jacobsen (USA)	0.585
5	32 S.Morais (RSA)	0.711
6	64 F.Caricasulo (ITA)	2.553
7	66 N.Tuuli (FIN)	2.570
8	11 C.Gamarino (ITA)	3.077
9	111 K.Smith (GBR)	7.126
10	4 G.Rea (GBR)	7.245
11	87 L.Zanetti (ITA)	7.261
12	71 C.Bergman (SWE)	7.375
13	47 R.Hartog (NED)	8.993
14	61 A.Zaccone (ITA)	9.495
15	81 L.Stapleford (GBR)	9.734
16	65 M.Canducci (ITA)	10.652
17	78 H.Okubo (JPN)	11.755
18	63 Z.Khairuddin (MAS)	15.141
19	38 H.Soomer (EST)	15.844
20	23 M.Enderlein (GER)	16.979
21	56 P.Sebestyén (HUN)	18.049
22	74 J.van Sikkelerus (NED)	26.127

Lap 8

1	1 K.Sofuoglu (TUR)	
2	144 L.Mahias (FRA)	0.553
3	16 J.Cluzel (FRA)	0.814
4	32 S.Morais (RSA)	1.190
5	99 P.Jacobsen (USA)	2.000
6	64 F.Caricasulo (ITA)	3.593
7	66 N.Tuuli (FIN)	3.682
8	11 C.Gamarino (ITA)	3.887
9	87 L.Zanetti (ITA)	8.564
10	4 G.Rea (GBR)	8.632
11	71 C.Bergman (SWE)	8.893
12	47 R.Hartog (NED)	10.544
13	81 L.Stapleford (GBR)	13.047
14	78 H.Okubo (JPN)	13.598
15	65 M.Canducci (ITA)	13.622
16	63 Z.Khairuddin (MAS)	18.776
17	38 H.Soomer (EST)	18.900
18	23 M.Enderlein (GER)	19.068
19	56 P.Sebestyén (HUN)	20.320
20	111 K.Smith (GBR)	25.113
21	74 J.van Sikkelerus (NED)	29.487

Lap 9

1	1 K.Sofuoglu (TUR)	
2	144 L.Mahias (FRA)	0.397
3	16 J.Cluzel (FRA)	0.777
4	32 S.Morais (RSA)	1.550
5	99 P.Jacobsen (USA)	1.949
6	64 F.Caricasulo (ITA)	4.853
7	66 N.Tuuli (FIN)	4.877
8	11 C.Gamarino (ITA)	5.528
9	87 L.Zanetti (ITA)	9.983
10	4 G.Rea (GBR)	10.198
11	71 C.Bergman (SWE)	10.295
12	47 R.Hartog (NED)	11.746

Lap 10

1	1 K.Sofuoglu (TUR)	
2	144 L.Mahias (FRA)	0.259
3	16 J.Cluzel (FRA)	0.694
4	32 S.Morais (RSA)	1.793
5	99 P.Jacobsen (USA)	2.130
6	66 N.Tuuli (FIN)	6.472
7	64 F.Caricasulo (ITA)	6.804
8	11 C.Gamarino (ITA)	7.037
9	87 L.Zanetti (ITA)	11.581
10	71 C.Bergman (SWE)	11.660
11	4 G.Rea (GBR)	11.721
12	47 R.Hartog (NED)	12.848
13	81 L.Stapleford (GBR)	16.241
14	78 H.Okubo (JPN)	16.703
15	65 M.Canducci (ITA)	17.039
16	38 H.Soomer (EST)	23.401
17	23 M.Enderlein (GER)	23.648
18	56 P.Sebestyén (HUN)	24.323
19	63 Z.Khairuddin (MAS)	24.480
20	74 J.van Sikkelerus (NED)	35.882

Lap 11

1	1 K.Sofuoglu (TUR)	
2	144 L.Mahias (FRA)	0.277
3	16 J.Cluzel (FRA)	0.633
4	32 S.Morais (RSA)	2.044
5	99 P.Jacobsen (USA)	2.464
6	66 N.Tuuli (FIN)	7.545
7	11 C.Gamarino (ITA)	8.468
8	64 F.Caricasulo (ITA)	12.637
9	87 L.Zanetti (ITA)	12.963
10	71 C.Bergman (SWE)	13.015
11	4 G.Rea (GBR)	13.196
12	47 R.Hartog (NED)	13.994
13	81 L.Stapleford (GBR)	17.714
14	65 M.Canducci (ITA)	18.384
15	78 H.Okubo (JPN)	18.406
16	38 H.Soomer (EST)	25.544
17	23 M.Enderlein (GER)	25.759
18	56 P.Sebestyén (HUN)	26.237
19	63 Z.Khairuddin (MAS)	27.272
20	74 J.van Sikkelerus (NED)	39.693

Lap 12

1	1 K.Sofuoglu (TUR)	
2	144 L.Mahias (FRA)	0.299
3	16 J.Cluzel (FRA)	0.525
4	32 S.Morais (RSA)	2.263
5	99 P.Jacobsen (USA)	2.746
6	66 N.Tuuli (FIN)	8.385
7	11 C.Gamarino (ITA)	9.730
8	64 F.Caricasulo (ITA)	13.789
9	87 L.Zanetti (ITA)	14.077
10	71 C.Bergman (SWE)	14.126
11	4 G.Rea (GBR)	14.248
12	47 R.Hartog (NED)	14.911
13	81 L.Stapleford (GBR)	18.662
14	65 M.Canducci (ITA)	19.357
15	78 H.Okubo (JPN)	19.950
16	38 H.Soomer (EST)	27.681
17	23 M.Enderlein (GER)	27.857
18	56 P.Sebestyén (HUN)	28.366
19	63 Z.Khairuddin (MAS)	29.429
20	74 J.van Sikkelerus (NED)	42.557

17/09/2017

These data/results cannot be reproduced, stored and/or transmitted in whole or in part by any manner of electronic, mechanical, photocopying, recording, broadcasting or otherwise now known or herein after developed without the previous express consent by the copyright owner, except for reproduction in daily press and regular printed publications on sale to the public within 60 days of the event related to those data/results and always provided that copyright symbol appears together as follows below.

© DORNA WSBK ORGANIZATION Srl 2017

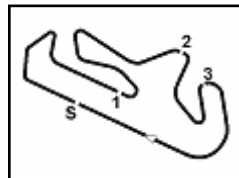
FCR PERUGIA TIMING



Official Tyre Supplier



Official Timekeeper



Portuguese Round, 15-16-17 September 2017

World Supersport - Lap Chart Race

Lap 13

1	1 K.Sofuoglu (TUR)	
2	144 L.Mahias (FRA)	0.581
3	16 J.Cluzel (FRA)	1.114
4	32 S.Morais (RSA)	2.606
5	99 P.Jacobsen (USA)	3.180
6	66 N.Tuuli (FIN)	9.768
7	11 C.Gamarino (ITA)	11.278
8	64 F.Caricasulo (ITA)	15.294
9	87 L.Zanetti (ITA)	15.563
10	71 C.Bergman (SWE)	15.623
11	4 G.Rea (GBR)	15.772
12	47 R.Hartog (NED)	16.323
13	81 L.Stapleford (GBR)	20.051
14	65 M.Canducci (ITA)	20.563
15	78 H.Okubo (JPN)	21.798
16	38 H.Soomer (EST)	30.606
17	23 M.Enderlein (GER)	30.704
18	56 P.Sebestyén (HUN)	31.083
19	63 Z.Khairuddin (MAS)	32.142
20	74 J.van Sikkelerus (NED)	46.036

Lap 14

1	1 K.Sofuoglu (TUR)	
2	144 L.Mahias (FRA)	0.593
3	16 J.Cluzel (FRA)	1.298
4	32 S.Morais (RSA)	3.021
5	99 P.Jacobsen (USA)	3.698
6	66 N.Tuuli (FIN)	11.375
7	11 C.Gamarino (ITA)	12.907
8	64 F.Caricasulo (ITA)	17.053
9	87 L.Zanetti (ITA)	17.300
10	71 C.Bergman (SWE)	17.375
11	4 G.Rea (GBR)	17.418
12	47 R.Hartog (NED)	17.576
13	81 L.Stapleford (GBR)	21.599
14	65 M.Canducci (ITA)	22.804
15	78 H.Okubo (JPN)	23.545
16	38 H.Soomer (EST)	33.593
17	56 P.Sebestyén (HUN)	34.014
18	63 Z.Khairuddin (MAS)	35.108
19	23 M.Enderlein (GER)	35.250
20	74 J.van Sikkelerus (NED)	49.548

Lap 15

1	1 K.Sofuoglu (TUR)	
2	144 L.Mahias (FRA)	0.132
3	16 J.Cluzel (FRA)	1.508
4	32 S.Morais (RSA)	3.297
5	99 P.Jacobsen (USA)	3.736
6	11 C.Gamarino (ITA)	14.749
7	64 F.Caricasulo (ITA)	18.481
8	87 L.Zanetti (ITA)	19.225
9	4 G.Rea (GBR)	19.275
10	47 R.Hartog (NED)	19.572
11	71 C.Bergman (SWE)	19.679
12	81 L.Stapleford (GBR)	22.826
13	65 M.Canducci (ITA)	24.085
14	78 H.Okubo (JPN)	24.857
15	38 H.Soomer (EST)	35.878
16	56 P.Sebestyén (HUN)	36.225
17	23 M.Enderlein (GER)	37.309
18	63 Z.Khairuddin (MAS)	38.524
19	74 J.van Sikkelerus (NED)	52.635

Lap 16

1	1 K.Sofuoglu (TUR)	
2	144 L.Mahias (FRA)	0.063
3	16 J.Cluzel (FRA)	1.637
4	32 S.Morais (RSA)	3.688
5	99 P.Jacobsen (USA)	4.005
6	11 C.Gamarino (ITA)	16.489
7	64 F.Caricasulo (ITA)	19.870
8	87 L.Zanetti (ITA)	20.278

9	71 C.Bergman (SWE)	21.076
10	47 R.Hartog (NED)	21.242
11	4 G.Rea (GBR)	23.083
12	81 L.Stapleford (GBR)	24.222
13	78 H.Okubo (JPN)	26.298
14	65 M.Canducci (ITA)	26.421
15	38 H.Soomer (EST)	38.112
16	56 P.Sebestyén (HUN)	38.762
17	23 M.Enderlein (GER)	38.803
18	63 Z.Khairuddin (MAS)	41.553
19	74 J.van Sikkelerus (NED)	55.755

Lap 17

1	1 K.Sofuoglu (TUR)	
2	144 L.Mahias (FRA)	0.096
3	16 J.Cluzel (FRA)	1.714
4	32 S.Morais (RSA)	3.901
5	99 P.Jacobsen (USA)	4.222
6	11 C.Gamarino (ITA)	18.184
7	64 F.Caricasulo (ITA)	21.184
8	87 L.Zanetti (ITA)	21.407
9	71 C.Bergman (SWE)	21.802
10	47 R.Hartog (NED)	22.887
11	81 L.Stapleford (GBR)	26.537
12	65 M.Canducci (ITA)	28.400
13	78 H.Okubo (JPN)	28.441
14	4 G.Rea (GBR)	30.942
15	38 H.Soomer (EST)	40.047
16	56 P.Sebestyén (HUN)	42.219
17	63 Z.Khairuddin (MAS)	44.920
18	74 J.van Sikkelerus (NED)	59.076

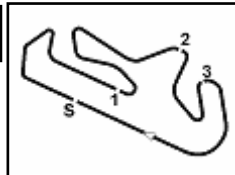
Lap 18

1	1 K.Sofuoglu (TUR)	
2	144 L.Mahias (FRA)	0.080
3	16 J.Cluzel (FRA)	2.294
4	32 S.Morais (RSA)	4.176
5	99 P.Jacobsen (USA)	4.273
6	11 C.Gamarino (ITA)	20.600
7	64 F.Caricasulo (ITA)	22.990
8	87 L.Zanetti (ITA)	23.196
9	71 C.Bergman (SWE)	23.241
10	47 R.Hartog (NED)	24.312
11	81 L.Stapleford (GBR)	28.899
12	78 H.Okubo (JPN)	30.801
13	65 M.Canducci (ITA)	30.911
14	4 G.Rea (GBR)	37.729
15	38 H.Soomer (EST)	42.514
16	56 P.Sebestyén (HUN)	45.652
17	63 Z.Khairuddin (MAS)	48.070
18	74 J.van Sikkelerus (NED)	104.600

17/09/2017

These data/results cannot be reproduced, stored and/or transmitted in whole or in part by any manner of electronic, mechanical, photocopying, recording, broadcasting or otherwise now known or herein after developed without the previous express consent by the copyright owner, except for reproduction in daily press and regular printed publications on sale to the public within 60 days of the event related to those data/results and always provided that copyright symbol appears together as follows below.

© DORNA WSBK ORGANIZATION Srl 2017



Portuguese Round, 15-16-17 September 2017

World Supersport - Best Sector & Speed Race

RESULTS

1	1 K. SOFUOGLU	Kawasaki ZX-6R	Laps 18
2	144 L. MAHIAS	Yamaha YZF R6	0.080
3	16 J. CLUZEL	Honda CBR600RR	2.294
4	32 S. MORAIS	Yamaha YZF R6	4.176
5	99 P. JACOBSEN	MV Agusta F3 675	4.273
6	11 C. GAMARINO	Honda CBR600RR	20.600
7	64 F. CARICASULO	Yamaha YZF R6	22.990
8	87 L. ZANETTI	MV Agusta F3 675	23.196
9	71 C. BERGMAN	Honda CBR600RR	23.241
10	47 R. HARTOG	Kawasaki ZX-6R	24.312
11	81 L. STAPLEFORD	Triumph Daytona 675	28.899
12	78 H. OKUBO	Honda CBR600RR	30.801
13	65 M. CANDUCCI	Kawasaki ZX-6R	30.911
14	4 G. REA	Kawasaki ZX-6R	37.729
15	38 H. SOOMER	Honda CBR600RR	42.514
16	56 P. SEBESTYÉN	Kawasaki ZX-6R	45.652
17	63 Z. KHAIRUDDIN	Kawasaki ZX-6R	48.070
18	74 J. VAN SIKKELERUS	Yamaha YZF R6	1'04.600
RET	23 M. ENDERLEIN	Yamaha YZF R6	2 Laps
RET	66 N. TUULI	Yamaha YZF R6	4 Laps
RET	111 K. SMITH	Honda CBR600RR	10 Laps
RET	61 A. ZACCONE	MV Agusta F3 675	11 Laps
RET	35 S. HILL	Triumph Daytona 675	12 Laps
RET	26 K. WATANABE	Kawasaki ZX-6R	13 Laps
RET	83 L. EPIS	Kawasaki ZX-6R	14 Laps
RET	10 N. CALERO	Kawasaki ZX-6R	15 Laps
RET	77 K. RYDE	Kawasaki ZX-6R	16 Laps
RET	48 G. SCARCELLA	Honda CBR600RR	

SPEED

1	66 N. TUULI	Yamaha YZF R6	276,9
2	35 S. HILL	Triumph Daytona 675	274,8
3	111 K. SMITH	Honda CBR600RR	274,8
4	1 K. SOFUOGLU	Kawasaki ZX-6R	274,8
5	38 H. SOOMER	Honda CBR600RR	273,4
6	32 S. MORAIS	Yamaha YZF R6	272,7
7	64 F. CARICASULO	Yamaha YZF R6	272,7
8	87 L. ZANETTI	MV Agusta F3 675	272,7
9	16 J. CLUZEL	Honda CBR600RR	272,7
10	47 R. HARTOG	Kawasaki ZX-6R	272,7
11	144 L. MAHIAS	Yamaha YZF R6	272,0
12	65 M. CANDUCCI	Kawasaki ZX-6R	271,4
13	11 C. GAMARINO	Honda CBR600RR	270,0
14	77 K. RYDE	Kawasaki ZX-6R	270,0
15	78 H. OKUBO	Honda CBR600RR	269,3
16	61 A. ZACCONE	MV Agusta F3 675	269,3
17	99 P. JACOBSEN	MV Agusta F3 675	268,7
18	26 K. WATANABE	Kawasaki ZX-6R	268,0
19	63 Z. KHAIRUDDIN	Kawasaki ZX-6R	268,0
20	81 L. STAPLEFORD	Triumph Daytona 675	268,0
21	23 M. ENDERLEIN	Yamaha YZF R6	267,3
22	56 P. SEBESTYÉN	Kawasaki ZX-6R	266,7
23	71 C. BERGMAN	Honda CBR600RR	266,7
24	4 G. REA	Kawasaki ZX-6R	266,0
25	74 J. VAN SIKKELERUS	Yamaha YZF R6	264,7
26	10 N. CALERO	Kawasaki ZX-6R	261,5
27	83 L. EPIS	Kawasaki ZX-6R	260,9

SEG. 1

1	1 K. SOFUOGLU	33.763
2	16 J. CLUZEL	33.854
3	64 F. CARICASULO	33.944
4	99 P. JACOBSEN	33.951
5	32 S. MORAIS	33.953
6	144 L. MAHIAS	33.972
7	87 L. ZANETTI	34.033
8	111 K. SMITH	34.036
9	47 R. HARTOG	34.094
10	11 C. GAMARINO	34.096
11	66 N. TUULI	34.138
12	71 C. BERGMAN	34.170
13	4 G. REA	34.181
14	77 K. RYDE	34.185
15	78 H. OKUBO	34.230
16	65 M. CANDUCCI	34.273
17	61 A. ZACCONE	34.298
18	81 L. STAPLEFORD	34.334
19	26 K. WATANABE	34.355
20	63 Z. KHAIRUDDIN	34.419
21	38 H. SOOMER	34.485
22	56 P. SEBESTYÉN	34.520
23	23 M. ENDERLEIN	34.557
24	35 S. HILL	34.659
25	83 L. EPIS	34.665
26	74 J. VAN SIKKELER	34.976
27	10 N. CALERO	35.459

SEG. 2

1	32 S. MORAIS	30.352
2	99 P. JACOBSEN	30.395
3	16 J. CLUZEL	30.396
4	64 F. CARICASULO	30.429
5	66 N. TUULI	30.488
6	71 C. BERGMAN	30.504
7	1 K. SOFUOGLU	30.516
8	144 L. MAHIAS	30.529
9	87 L. ZANETTI	30.587
10	111 K. SMITH	30.652
11	4 G. REA	30.662
12	61 A. ZACCONE	30.668
13	11 C. GAMARINO	30.701
14	81 L. STAPLEFORD	30.716
15	47 R. HARTOG	30.746
16	26 K. WATANABE	30.793
17	38 H. SOOMER	30.829
18	65 M. CANDUCCI	30.830
19	77 K. RYDE	30.846
20	78 H. OKUBO	30.857
21	35 S. HILL	30.964
22	63 Z. KHAIRUDDIN	30.990
23	23 M. ENDERLEIN	31.066
24	56 P. SEBESTYÉN	31.084
25	74 J. VAN SIKKELER	31.200
26	83 L. EPIS	31.269
27	10 N. CALERO	32.593

SEG. 3

1	1 K. SOFUOGLU	21.539
2	144 L. MAHIAS	21.540
3	11 C. GAMARINO	21.583
4	99 P. JACOBSEN	21.603
5	16 J. CLUZEL	21.655
6	87 L. ZANETTI	21.659
7	4 G. REA	21.693
8	71 C. BERGMAN	21.696
9	64 F. CARICASULO	21.727
10	66 N. TUULI	21.755
11	32 S. MORAIS	21.759
12	47 R. HARTOG	21.774
13	81 L. STAPLEFORD	21.912
14	111 K. SMITH	21.914
15	56 P. SEBESTYÉN	21.933
16	61 A. ZACCONE	21.947
17	77 K. RYDE	21.995
18	38 H. SOOMER	22.003
19	63 Z. KHAIRUDDIN	22.007
20	65 M. CANDUCCI	22.022
21	35 S. HILL	22.025
22	78 H. OKUBO	22.027
23	23 M. ENDERLEIN	22.035
24	74 J. VAN SIKKELER	22.056
25	26 K. WATANABE	22.078
26	83 L. EPIS	22.116
27	10 N. CALERO	22.525

SEG. 4

1	111 K. SMITH	19.606
2	16 J. CLUZEL	19.629
3	1 K. SOFUOGLU	19.659
4	144 L. MAHIAS	19.667
5	32 S. MORAIS	19.670
6	66 N. TUULI	19.706
7	35 S. HILL	19.738
8	65 M. CANDUCCI	19.749
9	81 L. STAPLEFORD	19.757
10	77 K. RYDE	19.794
11	71 C. BERGMAN	19.820
12	99 P. JACOBSEN	19.820
13	64 F. CARICASULO	19.854
14	11 C. GAMARINO	19.871
15	26 K. WATANABE	19.894
16	38 H. SOOMER	19.900
17	23 M. ENDERLEIN	19.903
18	4 G. REA	19.916
19	47 R. HARTOG	19.918
20	63 Z. KHAIRUDDIN	19.922
21	78 H. OKUBO	19.971
22	61 A. ZACCONE	20.071
23	87 L. ZANETTI	20.094
24	56 P. SEBESTYÉN	20.140
25	74 J. VAN SIKKELER	20.305
26	10 N. CALERO	20.408
27	83 L. EPIS	20.486

17/09/2017

These data/results cannot be reproduced, stored and/or transmitted in whole or in part by any manner of electronic, mechanical, photocopying, recording, broadcasting or otherwise now known or herein after developed without the previous express consent by the copyright owner, except for reproduction in daily press and regular printed publications on sale to the public within 60 days of the event related to those data/results and always provided that copyright symbol appears together as follows below.

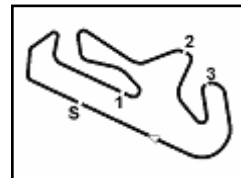
© DORNA WSBK ORGANIZATION Srl 2017

FICR PERUGIA TIMING


Official Tyre Supplier



Official Timekeeper



Portimao 4.592 m

Portuguese Round, 15-16-17 September 2017

World Supersport - Chronological Analysis Race

Start at 12:01'18.827

2 / 4

Lap	Seg.1	Seg.2	Seg.3	Seg.4	Lap Time	km/h	Local Time
1	34.439	30.767	21.727	19.854	1'49.593	271,4	12:04'55.207
2	33.944	30.429	21.802	20.015	1'46.190	270,7	12:06'41.397
3	34.114	30.713	21.951	20.154	1'46.932	272,7	12:08'28.329
4	34.185	30.726	21.900	20.062	1'46.873	262,1	12:10'15.202
5	33.974	30.937	21.857	20.226	1'46.994	268,7	12:12'02.196
6	34.025	30.785	21.957	20.190	1'46.957	266,0	12:13'49.153
7	34.261	30.899	21.892	20.157	1'47.209	264,7	12:15'36.362
8	34.161	30.992	22.060	20.302	1'47.515	270,0	12:17'23.877
9	34.187	31.567	22.215	20.199	1'48.168	264,1	12:19'12.045
10	38.708	30.950	22.068	20.233	1'51.959	269,3	12:21'04.004
11	34.126	31.077	22.018	20.246	1'47.467	264,7	12:22'51.471
12	34.157	30.973	21.956	20.407	1'47.493	264,1	12:24'38.964
13	34.101	31.051	22.249	20.342	1'47.743	263,4	12:26'26.707
14	34.104	31.404	21.993	20.323	1'47.824	263,4	12:28'14.531
15	34.400	31.151	21.957	20.281	1'47.789	262,8	12:30'02.320
16	34.269	31.200	21.955	20.338	1'47.762	263,4	12:31'50.082
17	34.535	31.221	22.032	20.401	1'48.189	262,8	12:33'38.271

81 L. STAPLEFORD (1'46.955)

Lap	Seg.1	Seg.2	Seg.3	Seg.4	Lap Time	km/h	Local Time
1	34.387	31.329	21.708	20.094	1'47.518	269,3	12:04'58.804
2	34.221	30.791	21.852	20.382	1'47.246	268,7	12:06'46.050
3	34.033	30.748	21.659	20.502	1'46.942	272,7	12:08'32.992
4	34.136	30.587	21.721	20.356	1'46.800	264,1	12:10'19.792
5	34.056	30.674	21.797	20.180	1'46.707	264,1	12:12'06.499
6	34.364	30.721	22.139	20.138	1'47.362	266,7	12:13'53.861
7	34.086	31.050	21.841	20.495	1'47.472	270,0	12:15'41.333
8	34.455	30.916	21.809	20.494	1'47.674	262,8	12:17'29.007
9	34.485	30.921	21.983	20.426	1'47.815	258,4	12:19'16.822
10	34.444	30.836	21.996	20.232	1'47.508	263,4	12:21'04.330
11	34.264	31.020	21.901	20.244	1'47.429	267,3	12:22'51.759
12	34.290	30.941	21.967	20.276	1'47.474	265,4	12:24'39.233
13	34.271	30.973	22.173	20.304	1'47.721	265,4	12:26'26.954
14	34.441	31.492	22.092	20.296	1'48.321	266,0	12:28'15.275
15	34.266	31.049	21.916	20.222	1'47.453	266,7	12:30'02.728
16	34.256	30.964	22.172	20.185	1'47.577	266,0	12:31'50.305
17	34.645	30.971	22.197	20.359	1'48.172	268,0	12:33'38.477

78 H. OKUBO (1'47.269)

Lap	Seg.1	Seg.2	Seg.3	Seg.4	Lap Time	km/h	Local Time
1	34.702	30.700	22.494	20.183	1'48.079	264,7	12:04'58.291
2	34.612	30.741	21.910	20.236	1'47.499	264,7	12:06'45.790
3	34.753	30.693	21.910	20.079	1'47.435	263,4	12:08'33.225
4	34.432	30.504	21.849	20.010	1'46.795	262,8	12:10'20.020
5	34.170	30.686	22.129	20.017	1'47.002	266,7	12:12'07.022
6	34.292	30.644	22.048	19.969	1'46.953	266,7	12:13'53.975
7	34.775	30.773	22.035	20.104	1'47.687	263,4	12:15'41.662
8	34.413	31.181	21.955	20.108	1'47.657	263,4	12:17'29.319
9	34.684	30.842	21.696	20.360	1'47.582	262,1	12:19'16.901
10	34.530	30.925	22.046	19.980	1'47.481	262,1	12:21'04.382
11	34.442	31.032	21.907	20.045	1'47.426	260,9	12:22'51.808
12	34.776	30.723	21.891	20.095	1'47.485	260,2	12:24'39.293
13	34.428	31.024	22.148	20.136	1'47.736	262,8	12:26'27.029
14	35.020	31.255	22.605	19.820	1'48.700	266,0	12:28'15.729
15	34.682	31.162	22.030	19.923	1'47.797	265,4	12:30'03.526
16	34.598	30.799	21.889	19.888	1'47.174	261,5	12:31'50.700
17	34.694	30.928	22.186	20.014	1'47.822	259,0	12:33'38.522

65 M. CANDUCCI (1'47.194)

Lap	Seg.1	Seg.2	Seg.3	Seg.4	Lap Time	km/h	Local Time
1	31.532	22.474	20.011	15.199	1'51.990		12:03'10.817
2	34.725	31.364	22.226	19.876	1'48.191	270,0	12:04'59.578

47 R. HARTOG (1'47.055)

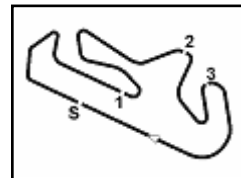
17/09/2017

P = Pits In/Out - C = Lap-Time Cancelled

These data/results cannot be reproduced, stored and/or transmitted in whole or in part by any manner of electronic, mechanical, photocopying, recording, broadcasting or otherwise now known or herein after developed without the previous express consent by the copyright owner, except for reproduction in daily press and regular printed publications on sale to the public within 60 days of the event related to those data/results and always provided that copyright symbol appears together as follows below.

© DORNA WSBK ORGANIZATION Srl 2017





Portimao 4.592 m

Portuguese Round, 15-16-17 September 2017

World Supersport - Chronological Analysis Race

Start at 12:01'18.827

3 / 4

Lap	Seg.1	Seg.2	Seg.3	Seg.4	Lap Time	km/h	Local Time
3	34.765	30.942	22.486	19.792	1'47.985	261,5	12:06'47.563
4	34.553	30.957	22.058	19.749	1'47.317	271,4	12:08'34.880
5	34.533	30.891	22.136	19.829	1'47.389	271,4	12:10'22.269
6	34.457	31.122	22.022	19.862	1'47.463	270,7	12:12'09.732
7	34.396	31.088	22.115	19.921	1'47.520	270,7	12:13'57.252
8	34.474	31.897	22.744	20.024	1'49.139	270,7	12:15'46.391
9	34.866	31.421	22.131	19.812	1'48.250	268,0	12:17'34.641
10	34.540	31.031	22.140	19.928	1'47.639	269,3	12:19'22.280
11	34.374	31.077	22.194	19.826	1'47.471	267,3	12:21'09.751
12	34.277	30.970	22.224	19.817	1'47.288	265,4	12:22'57.039
13	34.330	30.830	22.178	19.856	1'47.194	268,0	12:24'44.233
14	34.292	31.105	22.720	20.108	1'48.225	270,7	12:26'32.458
15	34.273	31.197	22.139	20.068	1'47.677	266,0	12:28'20.135
16	34.505	31.218	22.562	20.451	1'48.736	266,7	12:30'08.871
17	34.283	31.510	22.628	20.006	1'48.427	270,0	12:31'57.298
18	34.386	31.605	22.761	20.142	1'48.894	263,4	12:33'46.192

63 Z. KHAIRUDDIN (1'47.737)

Lap	Seg.1	Seg.2	Seg.3	Seg.4	Lap Time	km/h	Local Time
1		31.219	22.120	19.916	1'50.402		12:03'09.229
2	34.655	30.754	21.693	20.015	1'47.117	263,4	12:04'56.346
3	34.181	30.662	21.776	20.051	1'46.670	263,4	12:06'43.016
4	34.852	30.783	21.858	20.053	1'47.546	266,0	12:08'30.562
5	34.663	30.691	21.863	20.094	1'47.311	260,9	12:10'17.873
6	34.491	31.039	22.148	20.104	1'47.782	261,5	12:12'05.655
7	34.780	30.892	22.192	20.326	1'48.190	261,5	12:13'53.845
8	34.685	30.831	21.841	20.199	1'47.556	259,6	12:15'41.401
9	34.554	31.015	21.883	20.369	1'47.821	259,6	12:17'29.222
10	35.030	30.923	21.800	19.987	1'47.740	258,4	12:19'16.962
11	34.907	30.795	21.935	19.964	1'47.601	259,0	12:21'04.563
12	34.569	30.881	21.944	19.973	1'47.367	263,4	12:22'51.930
13	34.868	30.758	21.866	20.020	1'47.512	258,4	12:24'39.442
14	34.493	30.903	22.274	19.960	1'47.630	262,8	12:26'27.072
15	34.968	30.995	22.287	20.003	1'48.253	257,1	12:28'15.325
16	34.475	31.553	23.256	20.924	1'50.208	263,4	12:30'05.533
17	36.724	33.173	23.180	21.230	1'54.307	252,9	12:31'59.840
18	36.698	32.275	23.022	21.175	1'53.170	252,9	12:33'53.010

74 J. VAN SIKKELERUS (1'49.050)

Lap	Seg.1	Seg.2	Seg.3	Seg.4	Lap Time	km/h	Local Time
1		32.270	22.486	19.942	1'54.270		12:03'13.097
2	35.820	31.157	22.226	19.904	1'49.107	272,7	12:05'02.204
3	34.615	31.126	22.210	20.040	1'47.991	273,4	12:06'50.195
4	34.690	31.374	22.024	20.085	1'48.173	272,7	12:08'38.368
5	35.388	30.829	22.124	19.900	1'48.241	266,7	12:10'26.609
6	34.648	31.306	22.237	20.110	1'48.301	272,0	12:12'14.910
7	34.581	30.887	22.003	20.063	1'47.534	268,0	12:14'02.444
8	34.485	31.529	22.412	20.799	1'49.225	266,0	12:15'51.669
9	34.584	31.290	22.118	20.190	1'48.182	266,7	12:17'39.851
10	35.217	31.137	22.019	20.418	1'48.791	260,2	12:19'28.642
11	34.640	31.060	22.327	20.242	1'48.269	262,8	12:21'16.911
12	34.785	31.312	22.134	20.221	1'48.452	260,9	12:23'05.363
13	34.971	31.354	22.258	20.330	1'48.913	260,9	12:24'54.276
14	34.798	31.514	22.356	20.303	1'48.971	261,5	12:26'43.247
15	34.786	31.394	22.256	20.245	1'48.681	260,2	12:28'31.928
16	34.859	31.233	22.336	20.206	1'48.634	259,6	12:30'20.562
17	34.609	31.173	22.393	20.208	1'48.383	260,2	12:32'08.945
18	34.823	31.152	22.400	20.475	1'48.850	259,0	12:33'57.795

56 P. SEBESTYÉN (1'48.040)

Lap	Seg.1	Seg.2	Seg.3	Seg.4	Lap Time	km/h	Local Time
1		31.880	22.203	20.180	1'53.865		12:03'13.352
2	34.894	31.427	22.154	20.140	1'48.615	260,9	12:05'01.307
3	34.520	31.514	22.241	20.426	1'48.701	266,7	12:06'50.008

23 M. ENDERLEIN (1'47.861)

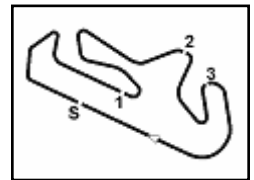
Lap	Seg.1	Seg.2	Seg.3	Seg.4	Lap Time	km/h	Local Time
1		32.361	22.479	19.918	1'54.525		12:03'13.352
2	35.270	31.223	22.107	19.903	1'48.503	262,8	12:05'01.855
3	34.715	31.121	22.197	20.080	1'48.113	264,7	12:06'49.968
4	34.728	31.085	22.035	20.013	1'47.861	267,3	12:08'37.829

17/09/2017

P = Pits In/Out - C = Lap-Time Cancelled

These data/results cannot be reproduced, stored and/or transmitted in whole or in part by any manner of electronic, mechanical, photocopying, recording, broadcasting or otherwise now known or herein after developed without the previous express consent by the copyright owner, except for reproduction in daily press and regular printed publications on sale to the public within 60 days of the event related to those data/results and always provided that copyright symbol appears together as follows below.

© DORNA WSBK ORGANIZATION Srl 2017



Portimao 4.592 m

Portuguese Round, 15-16-17 September 2017

World Supersport - Chronological Analysis Race

Start at 12:01'18.827

4 / 4

5	35.079	31.312	22.165	19.997	1'48.553	267,3	12:10'26.382	3	35.087	30.793	22.527	20.039	1'48.446	260,9	12:06'48.027
6	34.756	31.201	22.104	19.994	1'48.055	265,4	12:12'14.437	4	34.472	31.024	22.145	20.199	1'47.840	267,3	12:08'35.867
7	35.661	31.140	22.260	20.081	1'49.142	262,8	12:14'03.579	5	34.355	31.389	22.078	20.195	1'48.017	265,4	12:10'23.884
8	34.647	31.429	22.184	19.998	1'48.258	264,7	12:15'51.837	83 L. EPIS (1'48.720)							
9	35.171	31.298	22.150	20.072	1'48.691	257,1	12:17'40.528	Lap	Seg.1	Seg.2	Seg.3	Seg.4	Lap Time	km/h	Local Time
10	34.818	31.256	22.227	20.060	1'48.361	261,5	12:19'28.889	1		31.995	22.299	20.497	1'55.875		12:03'14.702
11	34.816	31.227	22.137	20.057	1'48.237	264,1	12:21'17.126	2	34.925	31.621	22.116	20.673	1'49.335	260,9	12:05'04.037
12	34.874	31.379	22.179	19.981	1'48.413	262,8	12:23'05.539	3	34.665	31.291	22.278	20.486	1'48.720	260,9	12:06'52.757
13	35.029	31.376	22.326	20.104	1'48.835	260,2	12:24'54.374	4	34.979	31.269	22.321	20.846	1'49.415	260,9	12:08'42.172
14	36.823	31.252	22.162	20.293	1'50.530	261,5	12:26'44.904	10 N. CALERO (1'51.274)							
15	34.945	31.267	22.167	20.076	1'48.455	266,0	12:28'33.359	Lap	Seg.1	Seg.2	Seg.3	Seg.4	Lap Time	km/h	Local Time
16	34.748	31.066	22.125	19.955	1'47.894	260,9	12:30'21.253	1			22.600	20.408	1'57.294		12:03'16.121

66 N. TUULI (1'46.318)							
Lap	Seg.1	Seg.2	Seg.3	Seg.4	Lap Time	km/h	Local Time
1		31.234	21.942	19.732	1'49.855		12:03'08.682
2	34.488	30.577	21.799	19.706	1'46.570	274,8	12:04'55.252
3	34.138	30.488	21.902	19.790	1'46.318	269,3	12:06'41.570
4	34.186	30.626	21.917	20.027	1'46.756	276,9	12:08'28.326
5	34.560	30.649	21.856	19.853	1'46.918	261,5	12:10'15.244
6	34.252	30.885	21.755	20.099	1'46.991	266,0	12:12'02.235
7	34.160	31.053	21.977	19.745	1'46.935	266,7	12:13'49.170
8	34.436	30.954	21.842	20.049	1'47.281	261,5	12:15'36.451
9	34.456	30.884	21.957	20.153	1'47.450	269,3	12:17'23.901
10	34.454	31.068	22.160	20.130	1'47.812	265,4	12:19'11.713
11	34.456	30.720	21.995	20.028	1'47.199	262,1	12:20'58.912
12	34.334	30.823	21.849	20.149	1'47.155	260,2	12:22'46.067
13	34.315	30.886	21.891	20.279	1'47.371	259,0	12:24'33.438
14	34.266	31.221	21.953	20.151	1'47.591	259,6	12:26'21.029

1			22.600	20.408	1'57.294		12:03'16.121
2	35.459	32.786	22.525	20.504	1'51.274	261,5	12:05'07.395
3	35.985	34.115	23.791	30.628	2'04.519P	257,1	12:07'11.914

77 K. RYDE (1'47.364)							
Lap	Seg.1	Seg.2	Seg.3	Seg.4	Lap Time	km/h	Local Time
1			31.385	22.235	19.794	1'50.834	12:03'09.661
2	34.541	30.846	21.995	19.982	1'47.364	270,0	12:04'57.025

111 K. SMITH (1'46.565)							
Lap	Seg.1	Seg.2	Seg.3	Seg.4	Lap Time	km/h	Local Time
1		31.278	22.576	19.606	1'50.842		12:03'09.669
2	34.488	30.669	21.954	19.895	1'47.006	270,0	12:04'56.675
3	34.036	30.717	21.914	19.898	1'46.565	272,0	12:06'43.240
4	34.267	30.883	22.119	20.159	1'47.428	274,8	12:08'30.668
5	34.295	30.652	21.955	20.166	1'47.068	270,0	12:10'17.736
6	34.310	31.011	22.346	20.180	1'47.847	268,0	12:12'05.583
7	34.483	31.000	22.252	20.408	1'48.143	267,3	12:13'53.726
8	36.150	32.672	24.430	30.904	2'04.156P	266,7	12:15'57.882

61 A. ZACCONE (1'47.033)							
Lap	Seg.1	Seg.2	Seg.3	Seg.4	Lap Time	km/h	Local Time
1		31.470	22.108	20.071	1'51.947		12:03'10.774
2	34.898	31.586	21.988	20.183	1'48.655	264,1	12:04'59.429
3	34.298	30.757	22.033	20.132	1'47.220	267,3	12:06'46.649
4	34.380	30.728	22.087	20.168	1'47.363	269,3	12:08'34.012
5	34.308	30.668	21.947	20.110	1'47.033	266,0	12:10'21.045
6	34.384	30.860	22.083	20.192	1'47.519	266,0	12:12'08.564
7	34.458	30.842	22.040	20.191	1'47.531	266,0	12:13'56.095

35 S. HILL (1'47.807)							
Lap	Seg.1	Seg.2	Seg.3	Seg.4	Lap Time	km/h	Local Time
1		31.866	22.301	19.738	1'52.879		12:03'11.706
2	35.549	31.396	22.093	19.899	1'48.937	274,8	12:05'00.643
3	34.659	31.030	22.094	20.024	1'47.807	269,3	12:06'48.450
4	35.093	30.964	22.025	19.964	1'48.046	264,7	12:08'36.496
5	34.756	31.261	22.102	19.987	1'48.106	269,3	12:10'24.602
6	34.683	31.133	22.207	20.016	1'48.039	262,1	12:12'12.641

26 K. WATANABE (1'47.840)							
Lap	Seg.1	Seg.2	Seg.3	Seg.4	Lap Time	km/h	Local Time
1		31.904	22.177	19.894	1'52.087		12:03'10.914
2	34.584	31.335	22.616	20.132	1'48.667	268,0	12:04'59.581

17/09/2017

P = Pits In/Out - C = Lap-Time Cancelled

These data/results cannot be reproduced, stored and/or transmitted in whole or in part by any manner of electronic, mechanical, photocopying, recording, broadcasting or otherwise now known or herein after developed without the previous express consent by the copyright owner, except for reproduction in daily press and regular printed publications on sale to the public within 60 days of the event related to those data/results and always provided that copyright symbol appears together as follows below.

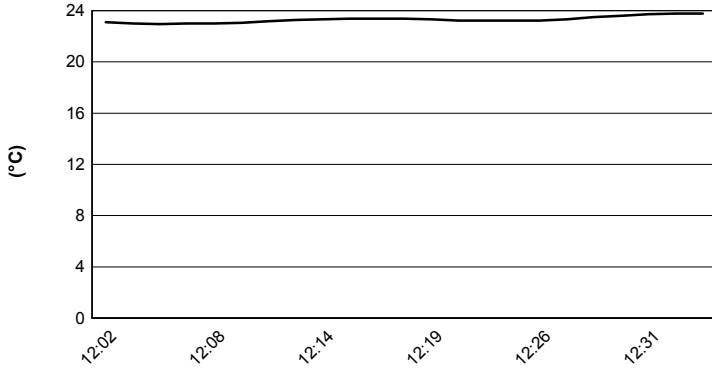
© DORNA WSBK ORGANIZATION Srl 2017

Portuguese Round, 15-16-17 September 2017

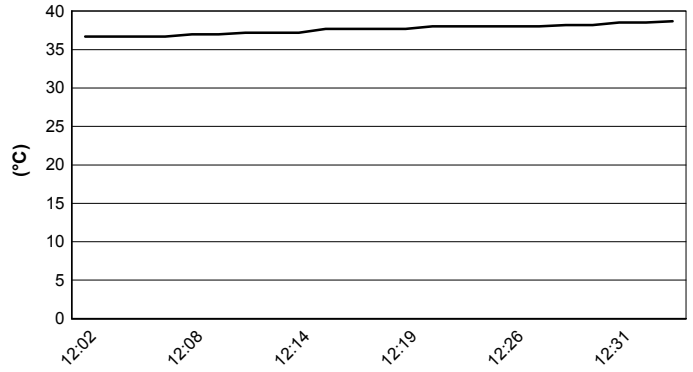
World Supersport - Weather Report Race

Session started 12:02 - Session ended 12:34

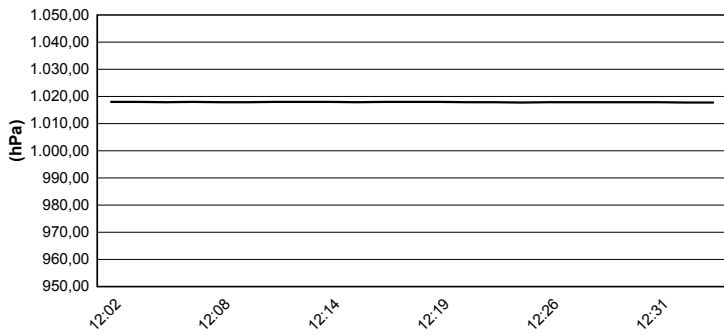
Air Temperature



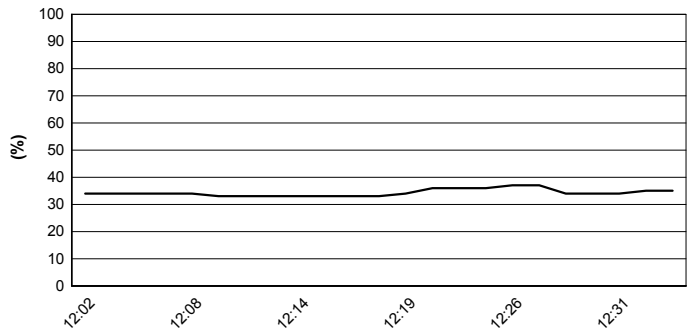
Track Temperature



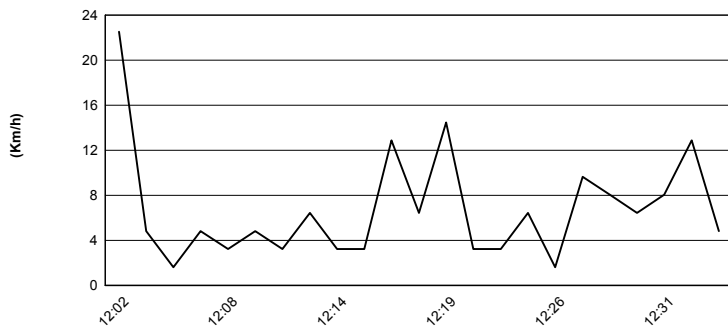
Air Pressure



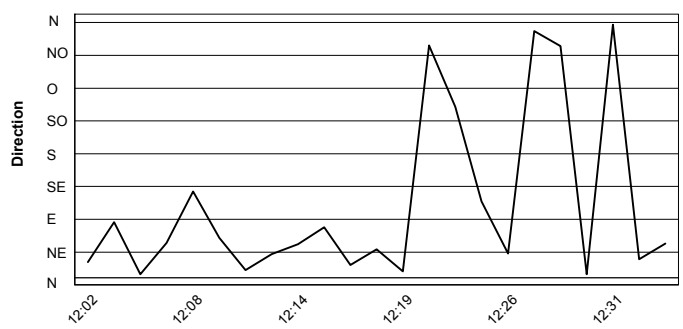
Humidity



Wind Speed



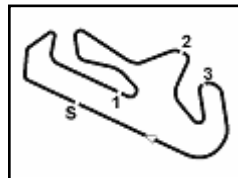
Wind Direction



17/09/2017

These data/results cannot be reproduced, stored and/or transmitted in whole or in part by any manner of electronic, mechanical, photocopying, recording, broadcasting or otherwise now known or herein after developed without the previous express consent by the copyright owner, except for reproduction in daily press and regular printed publications on sale to the public within 60 days of the event related to those data/results and always provided that copyright symbol appears together as follows below.

© DORNA WSBK ORGANIZATION Srl 2017



Portuguese Round, 15-16-17 September 2017

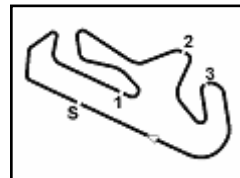
World Supersport - Championship Standings

Points	Points From First	Points From Previous	Rounds														
			February 26 PHILLIP ISLAND	March 12 BURIRAM	April 2 ARAGÓN	April 30 ASSEN	May 14 IMOLA	May 28 DONINGTON PARK	June 18 MISANO	August 20 LAUSITZRING	September 17 PORTIMAO	October 1 MAGNY COURS	October 22 JEREZ	November 4 LOSAIL			
1	SOFUOGLU Kenan (TUR)	145				25 9	25 4	25 2	25 2	20 2	25 1						
2	MAHIAS Lucas (FRA)	141	4	20 2	5	25 1	20 1	20 1	20 1	1	16 1	20 2					
3	MORAIS Sheridan (RSA)	114	31	27	5 11	9 10	20 3	11 2	13 2	10 3	8 3	25 3	13 3				
4	CLUZEL Jules (FRA)	104	41	10		13 13	16 7	10 6	16 4	20 4	13 4	16 4					
5	JACOBSEN PJ (USA)	79	66	25	10 6	12	16 6	13 4	16 3	4	13 5	5	11 5				
6	CARICASULO Federico (ITA)	60	85	19		25 3	7	10 6	8	8	16 6	6	9 6				
7	WEST Anthony (AUS)	46	99	14	16 3	8	10	2 12	5 12	9 9	6 9	8 7	7				
8	SMITH Kyle (GBR)	44	101	2				5 25	11 17	8 14	11 10	9 8	8				
9	ROLFO Roberto (ITA)	43	102	1	25 1	5 1	10 2	1 3	5	2 6	7	9	9				
10	RYDE Kyle (GBR)	43	102	0	13 4	11 4	8 4	4 5	7	5 7	2 7	9	9				
11	STAPLEFORD Luke (GBR)	41	104	2			6 20	8 17	3 15	13 10	11	6 12	5 11				
12	GAMARINO Christian (ITA)	39	106	2			9 18	7 14	9 10	13	14	4 14	10 12				
13	TUULI Niki (FIN)	38	107	1	11 5	16 2	5	8	9	12	13	11 11	13				
14	OKUBO Hikari (JPN)	34	111	4		10 12	5 12	16	7 13	7 11	1	13	4 14				
15	CANDUCCI Michael (ITA)	28	117	6	2 14	19	11 13	9 10	2 11	14	15	1 15	3 15				
16	SOOMER Hannes (EST)	24	121	4			7 19	3 19	20	3 20	7 17	3 16	1 16				
17	WATANABE Kazuki (JPN)	21	124	3	8 8	7 9	1 10	14	17	1 17	4 16	17	17				
18	KRAISART Decha (THA)	20	125	1		20 5	8	11	14	16	17	18	18				
19	HARTOG Rob (NED)	19	126	1			4 23	6 19	20	22	3 22	22	6 19				
20	ZANETTI Lorenzo (ITA)	18	127	1								10 25	8 20				
21	REA Gino (GBR)	17	128	1				1 32	4 30	10 20	20	20	2 21				
22	WAGNER Aiden (AUS)	17	128	0	9 7	8 7	9	13	15	17	19	19	21				
23	KENNEDY Jack (IRL)	15	130	2					4 28	11 19	20	20	23				
24	WAROKORN Thitipong (THA)	13	132	2		13 11	13	18	19	20	22	22	24				
25	ZACCONE Alessandro (ITA)	13	132	0					6 25	26	5 24	2 22	24				

17/09/2017 First Line: Championship Standings - Second Line: Ranking Progression

These data/results cannot be reproduced, stored and/or transmitted in whole or in part by any manner of electronic, mechanical, photocopying, recording, broadcasting or otherwise now known or herein after developed without the previous express consent by the copyright owner, except for reproduction in daily press and regular printed publications on sale to the public within 60 days of the event related to those data/results and always provided that copyright symbol appears together as follows below.

© DORNA WSBK ORGANIZATION Srl 2017



Portimao 4.592 m

Portuguese Round, 15-16-17 September 2017

World Supersport - Championship Standings

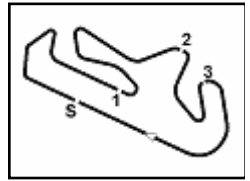
2 / 3

	Points	Points From First	Points From Previous	February 26 PHILLIP ISLAND	March 12 BURIRAM	April 2 ARAGÓN	April 30 ASSEN	May 14 IMOLA	May 28 DONINGTON PARK	June 18 MISANO	August 20 LAUSITZRING	September 17 PORTIMAO	October 1 MAGNY COURS	October 22 JEREZ	November 4 LOSAIL				
26 BERGMAN Christoffer (SWE)	12	133	1								5 34	7 26							
27 CALERO Nacho (ESP)	10	135	2	7 9	3 12	16	19	20	22	25	25	27							
28 EPIS Lachlan (AUS)	10	135	0	6 10	4 12	16	19	20	22	25	25	27							
29 BASSANI Axel (ITA)	9	136	1							9 27	28	29							
30 CRESSON Loris (BEL)	8	137	1					8 24	25	28	29	30							
31 GRADINGER Thomas (AUT)	7	138	1								7 30	31							
32 FRANCIS Joe (GBR)	6	139	1						6 26	29	31	32							
33 MULHAUSER Robin (SUI)	6	139	0		6 16	20	23	25	26	29	31	32							
34 KHAIRUDDIN Zulfahmi (MAS)	6	139	0	4 12	17	2	20	23	25	26	29	31	32						
35 CARDELUS Xavier (AND)	3	142	3			3 24	26	29	31	32	35	35							
36 BALDOLINI Alex (ITA)	3	142	0	3 13	18	24	26	29	31	32	35	35							
37 PIZZOLI Davide (ITA)	2	143	1		2 19	26	28	31	33	34	37	37							

17/09/2017 First Line: Championship Standings - Second Line: Ranking Progression

These data/results cannot be reproduced, stored and/or transmitted in whole or in part by any manner of electronic, mechanical, photocopying, recording, broadcasting or otherwise now known or herein after developed without the previous express consent by the copyright owner, except for reproduction in daily press and regular printed publications on sale to the public within 60 days of the event related to those data/results and always provided that copyright symbol appears together as follows below.

© DORNA WSBK ORGANIZATION Srl 2017



**Portuguese Round, 15-16-17 September 2017
Championship Standings**

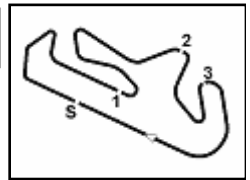
Points	Points From First	Points From Previous	European Supersport													
			February 26 PHILLIP ISLAND	March 12 BURIRAM	April 2 ARAGÓN	April 30 ASSEN	May 14 IMOLA	May 28 DONINGTON PARK	June 18 MISANO	August 20 LAUSITZRING	September 17 PORTIMAO	October 1 MAGNY COURS	October 22 JEREZ	November 4 LOSAIL		
1 SOOMER Hannes (EST)	24				7 1	3 1	1	3 1	7 1	3 1	1 1					
2 HARTOG Rob (NED)	19 5			4 2	6 1	1	2	3 2	2	6 2						
3 ZACCONE Alessandro (ITA)	13 11 6					6 3	3	5 3	2 2	3						

17/09/2017 First Line: Championship Standings - Second Line: Ranking Progression

These data/results cannot be reproduced, stored and/or transmitted in whole or in part by any manner of electronic, mechanical, photocopying, recording, broadcasting or otherwise now known or herein after developed without the previous express consent by the copyright owner, except for reproduction in daily press and regular printed publications on sale to the public within 60 days of the event related to those data/results and always provided that copyright symbol appears together as follows below.

© DORNA WSBK ORGANIZATION Srl 2017





Portimao 4.592 m

Portuguese Round, 15-16-17 September 2017

World Supersport - Manufacturers Standings

	Points	Points From First	Points From Previous	February 26 PHILLIP ISLAND	March 12 BURIRAM	April 2 ARAGÓN	April 30 ASSEN	May 14 IMOLA	May 28 DONINGTON PARK	June 18 MISANO	August 20 LAUSITZRING	September 17 PORTIMÃO	October 1 MAGNY COURS	October 22 JEREZ	November 4 LOSAIL			
1 YAMAHA	191			20 2	25 1	25 1	20 1	20 1	20 1	16 1	25 1	20 1						
2 KAWASAKI	182	9		13 3	13 3	11 3	25 2	25 2	25 2	25 2	20 2	25 2						
3 HONDA	124	67	58	9 4	10 4	13 4	16 4	11 4	16 4	20 3	13 3	16 3						
4 MV AGUSTA	111	80	13	25 1	5 2	16 2	13 3	16 3	2 3	13 4	10 4	11 4						
5 TRIUMPH	42	149	69			6 5	8 5	4 5	13 5		6 5	5 5						

17/09/2017

First Line: Championship Standings - Second Line: Ranking Progression

These data/results cannot be reproduced, stored and/or transmitted in whole or in part by any manner of electronic, mechanical, photocopying, recording, broadcasting or otherwise now known or herein after developed without the previous express consent by the copyright owner, except for reproduction in daily press and regular printed publications on sale to the public within 60 days of the event related to those data/results and always provided that copyright symbol appears together as follows below.

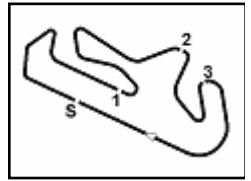
© DORNA WSBK ORGANIZATION Srl 2017

FICR PERUGIA TIMING


Official Tyre Supplier



Official Timekeeper



Portimao 4.592 m

Portuguese Round, 15-16-17 September 2017

World Supersport - Pirelli Best Laps Award

Points	Points From First	Points From Previous	February 26	March 12	April 2	April 30	May 14	May 28	June 18	August 20	September 17	October 1	October 22	November 4	
			PHILLIP ISLAND	BURIRAM	ARAGÓN	ASSEN	IMOLA	DONINGTON PARK	MISANO	LAUSITZRING	PORTIMÃO	MAGNY COURS	JEREZ	LOSAIL	
Fastest Laps															
1	2					1			1						
1 SOFUOGLU Kenan (TUR)															
2	0						1			1					
2 MAHIAS Lucas (FRA)															
3	0	0						1			1				
3 CLUZEL Jules (FRA)															
4	1	1	1												
4 JACOBSEN PJ (USA)			1												
5	1	1	0				1								
5 GAMARINO Christian (ITA)				1											
6	1	1	0			1									
6 CANDUCCI Michael (ITA)					1										

17/09/2017

These data/results cannot be reproduced, stored and/or transmitted in whole or in part by any manner of electronic, mechanical, photocopying, recording, broadcasting or otherwise now known or herein after developed without the previous express consent by the copyright owner, except for reproduction in daily press and regular printed publications on sale to the public within 60 days of the event related to those data/results and always provided that copyright symbol appears together as follows below.

© DORNA WSBK ORGANIZATION Srl 2017

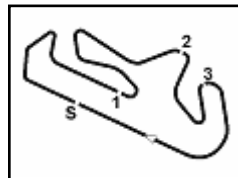
FIK R PERUGIA TIMING



Official Tyre Supplier



Official Timekeeper



Portimao 4.592 m

Portuguese Round, 15-16-17 September 2017

World Supersport - Rider's Performance

1 / 2

Rider	Points	Points From First	Points From Previous	February 26 PHILLIP ISLAND		March 12 BURIRAM		April 2 ARAGÓN		April 30 ASSEN		May 14 IMOLA		May 28 DONINGTON PARK		June 18 MISANO		August 20 LAUSITZRING		September 17 PORTIMÃO		October 1 MAGNY COURS		October 22 JEREZ		November 4 LOSAIL											
				G	R	G	R	G	R	G	R	G	R	G	R	G	R	G	R	G	R	G	R	G	R	G	R	G	R	G	R	G	R	G	R	G	R
1 SOFUOGLU	145							2	Rt	1	1	5	1	1	1	1	1	5	2	1	1																
2 MAHIAS	141	4		5	2	3	Rt	5	1	4	2	2	2	2	2	4	Rt	6	3	2	2																
3 MORAIS	114	31	27	15	11	14	7	3	2	6	5	6	4	10	6	7	8	1	1	4	4																
4 CLUZEL	104	41	10	2	Rt	1	Rt	14	4	5	3	8	6	3	3	2	2	4	4	5	3																
5 JACOBSEN	79	66	25	1	6	11	Rt	1	3	2	4	1	3	6	Rt	8	4	14	Rt	3	5																
6 CARICASULO	60	85	19	3	Rt	7	1	13	Rt	9	6	4	Rt	13	Rt	3	3	2	Rt	7	7																
7 WEST	46	99	14	22	3			35		26	14	20	11	16	7	12	10	13	8																		
8 SMITH	44	101	2	9	Rt	6	Ex	4	16	8	11	7	5	8	8	9	5	9	7	13	Rt																
9 RYDE	43	102	1	4	4	10	5	18	8	10	12	9	Rt	14	11	19	14	21	16	15	Rt																
10 ROLFO	43	102	0	8	1	22	11	6	6	16	15	16	Rt	21	14	23	18																				
11 STAPLEFORD	41	104	2	11	Rt			16	10	7	8	18	13	4	4	6	Rt	7	10	8	11																
12 GAMARINO	39	106	2	19	Ns	9	Rt	10	7	14	9	3	7	11	Rt	5	Rt	22	12	10	6																
13 TUULI	38	107	1	16	5	13	3	7	Rt	13	16	14	Rt	24	24	18	Rt	3	5	6	Rt																
14 OKUBO	34	111	4	10		8	6	8	11	17	21	10	9	12	9	33	15	11	23	22	12																
15 CANDUCCI	28	117	6	12	14	17	Rt	15	5	3	7	22	14	17	17			18	15	12	13																
16 SOOMER	24	121	4					21	9	11	13	17	16	15	13	14	9	10	13	23	15																
17 WATANABE	21	124	3	23	8	19	9	19	15	22	Rt	21	Rt	26	15	21	12	24	20	18	Rt																
18 KRAISART	20	125	1			4	2																														
19 HARTOG	19	126	1					23	12	15	10	15	17	30	19	24	13	19	Rt	16	10																
20 ZANETTI	18	127	1															8	6	14	8																
21 WAGNER	17	128	1	20	7	16	8	22	17	33																											
22 REA	17	128	0	7	Ns	12	Ex	12	Rt	12	17	19	15	9	12	10	6	12	Rt	9	14																
23 KENNEDY	15	130	2									13	12	5	5																						
24 WAROKORN	13	132	2			18	4																														
25 ZACCONE	13	132	0					11	Rt	18	18	12	10	22	Rt	16	11	16	14	21	Rt																
26 BERGMAN	12	133	1															15	11	11	9																
27 EPIS	10	135	2	21	10	20	12	27	20	25	Rt	30	19	27	23	28	Rt	28	21	25	Rt																
28 CALERO	10	135	0	14	9	21	13	25	18	23	19	27	21	29	22	17	16	20	18	29	Rt																
29 BASSANI	9	136	1													11	7																				
30 CRESSON	8	137	1					20	Rt			11	8			15	Rt																				
31 GRADINGER	7	138	1															17	9																		
32 MULHAUSER	6	139	1	17	Ns	15	10	9	Rt	20	20	26	18	23	18	22	Rt																				
33 KHAIRUDDIN	6	139	0	13	12	5	Rt	17	14	19	Rt	25	Rt	20	20	20	Rt	26	19	19	17																

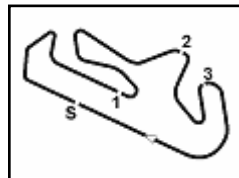
G = Grid - 1 = Race 1 - 2 = Race 2

Ns = Did Not Start - Rt = Retired - Ex = Excluded

17/09/2017

These data/results cannot be reproduced, stored and/or transmitted in whole or in part by any manner of electronic, mechanical, photocopying, recording, broadcasting or otherwise now known or herein after developed without the previous express consent by the copyright owner, except for reproduction in daily press and regular printed publications on sale to the public within 60 days of the event related to those data/results and always provided that copyright symbol appears together as follows below.

© DORNA WSBK ORGANIZATION Srl 2017



Portimao 4.592 m

Portuguese Round, 15-16-17 September 2017

World Supersport - Rider's Performance

2 / 2

	Points	Points From First	Points From Previous	February 26 PHILLIP ISLAND		March 12 BURIRAM		April 2 ARAGÓN		April 30 ASSEN		May 14 IMOLA		May 28 DONINGTON PARK		June 18 MISANO		August 20 LAUSITZRING		September 17 PORTIMÃO		October 1 MAGNY COURS		October 22 JEREZ		November 4 LOSAIL								
				G	R	G	R	G	R	G	R	G	R	G	R	G	R	G	R	G	R	G	R	G	R	G	R	G	R	G	R	G	R	G
34 FRANCIS	6	139	0											7	10																			
35 CARDELUS	3	142	3					26	13					34	Rt			31																
36 BALDOLINI	3	142	0	6	13							24	Rt	18	16	35		23	Rt	28														
37 PIZZOLI	2	143	1	24	Rt	23	14	34		31	Rt	34	Rt																					

G = Grid - 1 = Race 1 - 2 = Race 2

Ns = Did Not Start - Rt = Retired - Ex = Excluded

17/09/2017

These data/results cannot be reproduced, stored and/or transmitted in whole or in part by any manner of electronic, mechanical, photocopying, recording, broadcasting or otherwise now known or herein after developed without the previous express consent by the copyright owner, except for reproduction in daily press and regular printed publications on sale to the public within 60 days of the event related to those data/results and always provided that copyright symbol appears together as follows below.

© DORNA WSBK ORGANIZATION Srl 2017

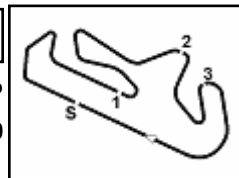
FICR PERUGIA TIMING



Official Tyre Supplier



Official Timekeeper



Portuguese Round, 15-16-17 September 2017

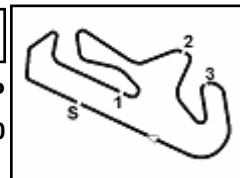
World Supersport - Best Laps & Speeds

No.	Rider	Best Lap	FP1	FP2	FP3	SP1	SP2	WU	RC
	Nat Bike	laps speed	laps speed	laps speed	laps speed	laps speed	laps speed	laps speed	laps speed
1	1 K. SOFUOGLU TUR Kawasaki ZX-6R	1'45.086 79 274,8	1'46.634 18 267,3	1'45.443 28 263,4	1'46.196 2 269,3		1'45.541 6 260,8	1'45.086 7 273,4	1'45.984 18 274,8
2	16 J. CLUZEL FRA Honda CBR600RR	1'45.534 78 275,5	1'47.121 20 262,1	1'45.848 22 262,1	1'46.566 7 264,0		1'45.906 5 262,1	1'45.832 6 275,5	1'45.534 18 272,7
3	144 L. MAHIAS FRA Yamaha YZF R6	1'45.576 78 272,0	1'46.937 17 262,7	1'46.087 23 259,6	1'46.683 7 263,4		1'45.576 6 261,5	1'46.186 7 272,0	1'45.935 18 272,0
4	99 P. JACOBSEN USA MV Agusta F3 675	1'45.591 74 272,7	1'47.170 17 259,6	1'46.350 19 259,6	1'46.307 7 264,0		1'45.591 6 262,7	1'45.660 7 272,7	1'46.038 18 268,6
5	32 S. MORAIS RSA Yamaha YZF R6	1'45.387 72 272,7	1'45.829 18 262,7	1'46.377 20 265,3	1'45.387 6 264,0		1'45.688 3 268,6	1'46.548 7 272,0	1'46.090 18 272,7
6	66 N. TUULI FIN Yamaha YZF R6	1'45.970 78 276,9	1'47.555 22 258,9	1'46.772 20 262,1	1'47.196 8 272,7		1'45.970 7 262,7	1'46.938 7 274,1	1'46.318 14 276,9
7	64 F. CARICASULO ITA Yamaha YZF R6	1'46.190 87 279,0	1'46.934 21 263,4	1'46.560 25 264,0	1'46.874 8 267,3		1'46.365 7 262,1	1'46.498 8 279,0	1'46.190 18 272,7
8	81 L. STAPLEFORD GBR Triumph Daytona 675	1'46.318 93 268,6	1'47.773 22 260,2	1'47.871 24 257,7	1'47.484 8 263,4	1'46.318 7 261,5	1'46.638 7 258,9	1'48.014 7 268,6	1'46.955 18 267,9
9	11 C. GAMARINO ITA Honda CBR600RR	1'46.360 80 272,7	1'48.067 20 260,8	1'46.917 19 262,1	1'47.124 9 267,9		1'46.867 6 260,2	1'47.616 8 272,7	1'46.360 18 270,0
10	111 K. SMITH GBR Honda CBR600RR	1'46.430 65 274,8	1'48.841 15 264,0	1'46.964 19 261,5	1'47.227 9 270,6	1'46.640 6 266,6		1'46.430 8 271,3	1'46.565 8 274,8
11	71 C. BERGMAN SWE Honda CBR600RR	1'46.521 88 270,6	1'47.911 19 258,9	1'47.165 24 257,1	1'47.566 8 261,5	1'46.521 6 259,6	1'47.262 5 257,1	1'47.677 8 270,6	1'46.795 18 266,6
12	4 G. REA GBR Kawasaki ZX-6R	1'46.670 85 269,3	1'48.011 20 257,7	1'46.806 25 259,6	1'47.951 8 264,0		1'46.731 6 255,9	1'47.277 8 269,3	1'46.670 18 266,0
13	87 L. ZANETTI ITA MV Agusta F3 675	1'46.707 75 274,1	1'49.141 19 259,6	1'48.217 16 259,6	1'48.154 9 270,0	1'46.834 6 268,6		1'47.123 7 274,1	1'46.707 18 272,7
14	65 M. CANDUCCI ITA Kawasaki ZX-6R	1'46.766 79 275,5	1'47.871 17 260,8	1'46.766 22 269,3	1'48.621 8 270,0		1'47.408 6 260,8	1'48.355 8 275,5	1'47.194 18 271,3
15	77 K. RYDE GBR Kawasaki ZX-6R	1'46.876 63 270,0	1'50.045 17 264,7	1'48.362 21 260,8	1'48.050 9 264,0	1'46.876 6 268,6		1'47.954 8 270,0	1'47.364 2 270,0
16	47 R. HARTOG NED Kawasaki ZX-6R	1'46.948 81 272,7	1'49.211 16 260,2	1'47.318 23 259,6	1'47.769 9 262,1	1'46.948 7 259,6		1'47.729 8 269,3	1'47.055 18 272,7
17	61 A. ZACCONE ITA MV Agusta F3 675	1'47.033 52 269,3	1'48.366 18 259,6	1'49.985 6 253,5	1'48.464 8 262,1	1'47.873 6 260,8		1'47.055 7 269,3	1'47.033 7 269,3
18	78 H. OKUBO JPN Honda CBR600RR	1'47.269 79 270,6	1'47.791 22 258,3	1'47.404 18 257,1	1'48.203 9 267,3	1'47.881 6 260,8		1'48.272 6 270,6	1'47.269 18 269,3
19	23 M. ENDERLEIN GER Yamaha YZF R6	1'47.448 84 270,0	1'49.838 19 253,5	1'49.417 26 256,5	1'48.093 8 260,8	1'47.448 7 259,6		1'47.682 8 270,0	1'47.861 16 267,3
20	38 H. SOOMER EST Honda CBR600RR	1'47.534 88 274,1	1'51.420 23 257,1	1'49.144 25 259,6	1'48.088 8 266,6	1'48.317 6 258,3		1'47.894 8 274,1	1'47.534 18 273,4

17/09/2017

These data/results cannot be reproduced, stored and/or transmitted in whole or in part by any manner of electronic, mechanical, photocopying, recording, broadcasting or otherwise now known or herein after developed without the previous express consent by the copyright owner, except for reproduction in daily press and regular printed publications on sale to the public within 60 days of the event related to those data/results and always provided that copyright symbol appears together as follows below.

© DORNA WSBK ORGANIZATION Srl 2017



Portimao 4.592 m

Portuguese Round, 15-16-17 September 2017

World Supersport - Best Laps & Speeds

2 / 2

No.	Rider		Best Lap		FP1		FP2		FP3		SP1		SP2		WU		RC	
	Nat	Bike	laps	speed	laps	speed	laps	speed	laps	speed	laps	speed	laps	speed	laps	speed	laps	speed
21	26	K. WATANABE		1'47.539	1'50.308	1'49.009	1'48.235		1'47.539		1'48.499	1'47.840						
	JPN	Kawasaki ZX-6R	73	270,6	26	255,9	21	258,9	9	270,6	4	264,0		8	269,3	5	267,9	
22	63	Z. KHAIRUDDIN		1'47.621	1'49.580	1'48.133	1'49.089		1'47.621		1'48.949	1'47.737						
	MAS	Kawasaki ZX-6R	81	267,9	20	255,3	22	255,9	8	259,6	6	260,8		7	267,9	18	267,9	
23	35	S. HILL		1'47.800	1'50.634	1'49.523	1'48.671		1'47.800		1'48.136	1'47.807						
	GBR	Triumph Daytona 675	75	274,8	23	258,3	24	262,1	8	260,8	7	264,0		7	269,3	6	274,8	
24	56	P. SEBESTYÉN		1'48.040	1'50.255	1'48.884				1'48.369	1'48.166	1'48.040						
	HUN	Kawasaki ZX-6R	71	267,3	21	254,7	18	255,3		6	258,3		8	267,3	18	266,6		
25	25	A. BALDOLINI		1'48.179	1'49.149	1'48.179	1'49.051				1'48.575							
	ITA	MV Agusta F3 675	37	266,0	12	255,9	16	260,2	3	266,0			6	266,0				
26	74	J. VAN SIKKELERUS		1'48.438	1'51.450	1'49.599	1'49.082	1'48.630			1'48.438	1'49.050						
	NED	Yamaha YZF R6	87	264,7	23	251,1	24	253,5	8	262,1	7	259,6		7	264,0	18	264,7	
27	83	L. EPIS		1'48.466	1'51.206	1'49.558	1'49.488		1'48.466		1'48.737	1'48.720						
	AUS	Kawasaki ZX-6R	68	267,3	22	258,3	19	259,6	9	257,1	6	257,1		8	267,3	4	260,8	
28	10	N. CALERO		1'48.738	1'48.738	1'50.655	1'49.229				1'48.880	1'51.274						
	ESP	Kawasaki ZX-6R	40	270,0	18	257,7	4	251,7	8	266,0			7	270,0	3	261,5		
29	48	G. SCARCELLA		1'50.665	1'53.579	1'51.840	1'51.108	1'50.947							1'50.665			
	AUS	Honda CBR600RR	58	269,3	20	254,7	17	253,5	8	260,8	6	257,1		7	269,3			

17/09/2017

These data/results cannot be reproduced, stored and/or transmitted in whole or in part by any manner of electronic, mechanical, photocopying, recording, broadcasting or otherwise now known or herein after developed without the previous express consent by the copyright owner, except for reproduction in daily press and regular printed publications on sale to the public within 60 days of the event related to those data/results and always provided that copyright symbol appears together as follows below.

© DORNA WSBK ORGANIZATION Srl 2017

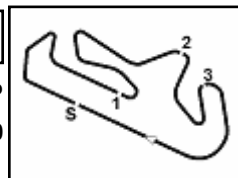
FIM PERUGIA TIMING



Official Tyre Supplier



Official Timekeeper



Portuguese Round, 15-16-17 September 2017

World Supersport - Race Winners

Phillip Island

	2014	2015	2016	2017
01 Phillip Island	Cluzel J. (Fra) Mva	Cluzel J. (Fra) Mva	Krummenacher R. (Sui) Kaw	Rolfo R. (Ita) Mva
02 Chang		Wilairot R. (Tha) Hon	Cluzel J. (Fra) Mva	Caricasulo F. (Ita) Yam
03 Motorland Aragon	Sofuoglu K. (Tur) Kaw	Sofuoglu K. (Tur) Kaw	Sofuoglu K. (Tur) Kaw	Mahias L. (Fra) Yam
04 TT Circuit Assen	van der Mark M. (Ned) Hon	Sofuoglu K. (Tur) Kaw	Smith K. (Gbr) Hon	Sofuoglu K. (Tur) Kaw
05 Autodromo Imola	Zanetti L. (Ita) Hon	Sofuoglu K. (Tur) Kaw	Sofuoglu K. (Tur) Kaw	Sofuoglu K. (Tur) Kaw
06 Donington Park	van der Mark M. (Ned) Hon	Sofuoglu K. (Tur) Kaw	Sofuoglu K. (Tur) Kaw	Sofuoglu K. (Tur) Kaw
07 Misano World Circuit	Cluzel J. (Fra) Mva	Cluzel J. (Fra) Mva	Sofuoglu K. (Tur) Kaw	Sofuoglu K. (Tur) Kaw
08 Lausitzring			Sofuoglu K. (Tur) Kaw	Morais S. (Rsa) Yam
09 Portimão	van der Mark M. (Ned) Hon	Cluzel J. (Fra) Mva		Sofuoglu K. (Tur) Kaw
10 Magny-Cours	Cluzel J. (Fra) Mva	Jacobsen P. (Usa) Hon	Cluzel J. (Fra) Mva	
11 Jerez	van der Mark M. (Ned) Hon	Sofuoglu K. (Tur) Kaw	Sofuoglu K. (Tur) Kaw	
12 Losail	van der Mark M. (Ned) Hon	Smith K. (Gbr) Hon	Smith K. (Gbr) Hon	

2017

- 5 K. Sofuoglu
- 1 F. Caricasulo
- 1 L. Mahias
- 1 S. Morais
- 1 R. Rolfo

ALL TIMES

- | | | | |
|-------------------|-----------------|-------------------|-----------------|
| 43 K. Sofuoglu | 5 C. Crutchlow | 1 P. Riba | 1 R. |
| 16 F. Foret | 4 J. Whitham | 1 W. Zeelenberg | Krummenacher |
| 12 S. Charpentier | 4 K. Curtain | 1 G. Nannelli | 1 L. Mahias |
| 12 E. Laverty | 4 C. Vermeulen | 1 J. Vd Goorbergh | 1 F. Caricasulo |
| 12 J. Cluzel | 3 I. MacPherson | 1 L. Lanzi | |
| 11 K. Muggeridge | 3 C. Kellner | 1 A. Badovini | |
| 8 S. Lowes | 3 L. Scassa | 1 Y. Tiberio | |
| 7 A. Pitt | 3 J. Lascorz | 1 M. Roccoli | |
| 6 P. Casoli | 3 J. Rea | 1 R. Rolfo | |
| 6 K. Fujiwara | 3 K. Smith | 1 S. Morais | |
| 6 S. Chambon | 2 R. Xaus | 1 M. Pirro | |
| 6 J. Teuchert | 2 J. Brookes | 1 G. Rea | |
| 6 B. Parkes | 2 A. West | 1 L. Zanetti | |
| 6 C. Davies | 2 P. Jacobsen | 1 R. Wilairot | |
| 6 M. van der Mark | 1 P. Bontempi | | |

23/02/2014

These data/results cannot be reproduced, stored and/or transmitted in whole or in part by any manner of electronic, mechanical, photocopying, recording, broadcasting or otherwise now known or herein after developed without the previous express consent by the copyright owner, except for reproduction in daily press and regular printed publications on sale to the public within 60 days of the event related to those data/results and always provided that copyright symbol appears together as follows below.

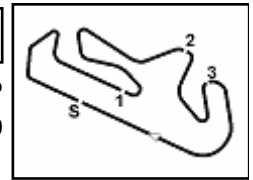
© DORNA WSBK ORGANIZATION Srl 2017

PIRELLI PERUGIA TIMING


Official Tyre Supplier



Official Timekeeper



Portuguese Round, 15-16-17 September 2017

World Supersport - Team Standings

	February 26 PHILLIP ISLAND	March 12 BURIRAM	April 2 ARAGÓN	April 30 ASSEN	May 14 IMOLA	May 28 DONINGTON PARK	June 18 MISANO	August 20 LAUSITZRING	September 17 PORTIMAO	October 1 MAGNY COURS	October 22 JEREZ	November 4 LOSAIL	
1 GRT Yamaha Official WorldSSP Team	201												
MAHIAS Lucas	141	20	25	20	20	20		16	20				
CARICASULO Federico	60		25	10			16		9				
2 Kawasaki Puccetti Racing	201												
SOFUOGLU Kenan	145			25	25	25	25	20	25				
RYDE Kyle	43	13	11	8	4	5	2						
WAROKORN Thitipong	13		13										
3 Kallio Racing	152												
MORAIS Sheridan	114	5	9	20	11	13	10	8	25	13			
TUULI Niki	38	11	16					11					
4 CIA Landlord Insurance Honda	152												
CLUZEL Jules	104			13	16	10	16	20	13	16			
OKUBO Hikari	30		10	5		7	7	1					
BERGMAN Christoffer	12							5	7				
MULHAUSER Robin	6		6										
5 MV Agusta Reparto Corse	92												
JACOBSEN PJ	79	10		16	13	16		13		11			
ZACCONE Alessandro	13				6			5	2				
6 Team Factory Vamag	61												
ROLFO Roberto	43	25	5	10	1		2						
ZANETTI Lorenzo	18							10	8				
7 GEMAR Team Lorini	61												
SMITH Kyle	44				5	11	8	11	9				
WAGNER Aiden	17	9	8										
8 Profile Racing	56												
STAPLEFORD Luke	41			6	8	3	13		6	5			
KENNEDY Jack	15					4	11						
9 EAB West Racing	46												
WEST Anthony	46	16			2	5	9	6	8				
10 BARDAHL EVAN BROS. Honda Racing	39												
GAMARINO Christian	39			9	7	9			4	10			
11 Team Kawasaki Go Eleven	38												
WATANABE Kazuki	21	8	7	1			1	4					
REA Gino	17					1	4	10		2			
12 3570 Puccetti Racing FMI	37												
CANDUCCI Michael	28	2		11	9	2			1	3			
BASSANI Axel	9							9					
13 WILSport Racedays	24												
SOOMER Hannes	24			7	3		3	7	3	1			
14 Yamaha Thailand Racing Team	20												
KRAISART Decha	20		20										
15 Team Hartog - Jenik - Against Cancer	19												
HARTOG Rob	19			4	6			3		6			
16 Orelac Racing VerdNatura	16												
CALERO Nacho	10	7	3										
KHAIRUDDIN Zufahmi	6	4		2									
17 Response RE Racing	10												
EPIS Lachlan	10	6	4										
18 SC Racing-RPM84	8												
CRESSON Loris	8				8								
19 Race Department ATK#25	8												
BALDOLINI Alex	3	3											

17/09/2017

These data/results cannot be reproduced, stored and/or transmitted in whole or in part by any manner of electronic, mechanical, photocopying, recording, broadcasting or otherwise now known or herein after developed without the previous express consent by the copyright owner, except for reproduction in daily press and regular printed publications on sale to the public within 60 days of the event related to those data/results and always provided that copyright symbol appears together as follows below.

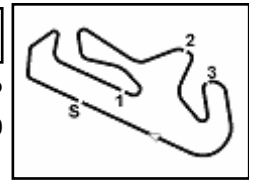
© DORNA WSBK ORGANIZATION Srl 2017

FICR PERUGIA TIMING


Official Tyre Supplier



Official Timekeeper



Portimao 4.592 m

Portuguese Round, 15-16-17 September 2017

World Supersport - Team Standings

2 / 2

	February 26 PHILLIP ISLAND	March 12 BURIRAM	April 2 ARAGÓN	April 30 ASSEN	May 14 IMOLA	May 28 DONINGTON PARK	June 18 MISANO	August 20 LAUSITZRING	September 17 PORTIMAO	October 1 MAGNY COURS	October 22 JEREZ	November 4 LOSAIL	
CARDELUS Xavier	3		3										
PIZZOLI Davide	2	2											
20 MPB Racing			7										
GRADINGER Thomas	7						7						
21 Halsall Racing Team			6										
FRANCIS Joe	6					6							

17/09/2017

These data/results cannot be reproduced, stored and/or transmitted in whole or in part by any manner of electronic, mechanical, photocopying, recording, broadcasting or otherwise now known or herein after developed without the previous express consent by the copyright owner, except for reproduction in daily press and regular printed publications on sale to the public within 60 days of the event related to those data/results and always provided that copyright symbol appears together as follows below.

© DORNA WSBK ORGANIZATION Srl 2017

FIGR PERUGIA TIMING



Official Tyre Supplier



Official Timekeeper