

Qatar Round, 2-3-4 November 2017

World Superbike - Results Race 2

Laps 17 = 91,460 Km - Time of Race 33'39.718 - Avg. 163,021 km/h

Pos	Race	Grid	No. Rider	Nat	Team	Bike	LL	Gap	Fastest Lap	Speed	Qualifying		Ranking			
											Time	Speed	R1	R2	Tot	Pos
1	1	1	J. REA	GBR	Kawasaki Racing Team	Kawasaki ZX-10RR	17		1'57.061	313,0	1'56.228	313,0	25	25	556	1
2	8	7	C. DAVIES	GBR	Aruba.it Racing - Ducati	Ducati Panigale R	17	1.961	1'57.932	310,3	1'57.645	311,2	20	20	403	2
3	2	22	A. LOWES	GBR	Pata Yamaha Official WorldSBK Team	Yamaha YZF R1	17	4.185	1'58.196	320,5	1'56.675	309,5		16	242	5
4	7	60	M. VAN DER MARK	NED	Pata Yamaha Official WorldSBK Team	Yamaha YZF R1	17	5.843	1'58.221	315,8	1'57.575	312,1		13	223	6
5	5	12	X. FORÉS	ESP	BARNI Racing Team	Ducati Panigale R	17	8.987	1'58.624	315,8	1'57.450	313,0		11	196	7
6	9	33	M. MELANDRI	ITA	Aruba.it Racing - Ducati	Ducati Panigale R	17	14.675	1'58.134	320,5	1'57.813	316,7	16	10	327	4
7	6	50	E. LAVERTY	IRL	Milwaukee Aprilia	Aprilia RSV4 RF	17	16.251	1'58.936	316,7	1'57.491	317,6	13	9	157	10
8	10	05	S. GUINTOLI	FRA	Kawasaki Puccetti Racing	Kawasaki ZX-10RR	17	16.675	1'58.975	311,2	1'57.985	309,5	8	8	34	18
9	12	2	L. CAMIER	GBR	MV Agusta Reparto Corse	MV Agusta 1000 F4	17	19.607	1'59.309	308,6	1'58.174	307,7	7	7	168	8
10	16	40	R. RAMOS	ESP	Team Kawasaki Go Eleven	Kawasaki ZX-10RR	17	20.628	1'59.141	312,1	1'59.156	303,4	6	6	118	12
11	13	35	R. DE ROSA	ITA	Althea BMW Racing Team	BMW S 1000 RR	17	26.043	1'59.370	314,0	1'58.747	312,1		5	53	15
12	18	45	J. GAGNE	USA	Red Bull Honda World Superbike Team	Honda CBR1000RR	17	32.656	1'59.385	314,0	1'59.247	313,0	4	4	14	24
13	14	121	A. ANDREOZZI	ITA	Guandalini Racing	Yamaha YZF R1	17	41.197	1'59.596	310,3	1'58.938	300,0		3	14	25
14	19	37	O. JEZEK	CZE	Grillini Racing Team	Kawasaki ZX-10RR	17	41.844	2'00.304	308,6	2'00.001	303,4	2	2	22	22
15	20	44	R. ROLFO	ITA	Grillini Racing Team	Kawasaki ZX-10RR	17	47.116	2'00.220	306,8	2'01.026	304,2	3	1	4	33
16	17	11	J. GUARNONI	FRA	Pedercini Racing SC-Project	Kawasaki ZX-10RR	15	2 Laps	1'59.421	311,2	1'59.214	309,5	5		5	31
-----Not Classified-----																
RET	3	66	T. SYKES	GBR	Kawasaki Racing Team	Kawasaki ZX-10RR	2	15 Laps	1'58.403	308,6	1'57.063	305,9	10		373	3
RET	4	32	L. SAVADORI	ITA	Milwaukee Aprilia	Aprilia RSV4 RF	2	15 Laps	2'00.302	319,5	1'57.429	315,8	11		124	11
RET	11	81	J. TORRES	ESP	Althea BMW Racing Team	BMW S 1000 RR	1	16 Laps		317,6	1'58.087	309,5	9		158	9

AIR	Humidity:	56%	Temp:	29°C
TRACK	Condition:	Dry	Temp:	28°C

Records	Pole (SP2)	2017	J.Rea	1'56.228	166,64 Km/h
	Race (RC2)	2016	J.Rea	1'56.974	165,58 Km/h
	Circuit (SP2)	2017	J.Rea	1'56.228	166,64 Km/h
Race Fastest Lap	Lap 2	J.Rea	1'57.061	165,45 Km/h	

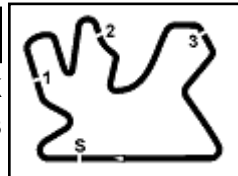
LAP LEADERS				
No. Rider	From	To	Laps	Total
7 C. DAVIES	1	3	3	3
1 J. REA	4	17	14	14

TOTAL LEADER LAPS			
No. Rider	Laps		
1 J. REA	274	81 J. TORRES	8
7 C. DAVIES	144	50 E. LAVERTY	2
33 M. MELANDRI	32	2 L. CAMIER	1
66 T. SYKES	31	36 L. MERCADO	1
60 M. VAN DER MARK	13		
12 X. FORÉS	8		
22 A. LOWES	8		

Start 04/11/2017 21:01 End 21:35 The results are provisional until the end of the time limit for protests and appeals and the completion of the technical checks.

These data/results cannot be reproduced, stored and/or transmitted in whole or in part by any manner of electronic, mechanical, photocopying, recording, broadcasting or otherwise now known or herein after developed without the previous express consent by the copyright owner, except for reproduction in daily press and regular printed publications on sale to the public within 60 days of the event related to those data/results and always provided that copyright symbol appears together as follows below.

© DORNA WSBK ORGANIZATION Srl 2017

**Race Highlights**

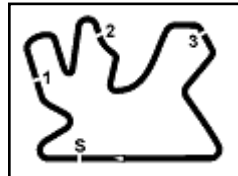
Time	No. Rider	Description
20.58.03		Warm-up Lap Start
21.01.12		Start
21.02.11		No Jump Start
21.03.55	81 Torres	Crashed - Turn 5
21.04.25	81 Torres	Out
21.06.46	66 Sykes	Crashed - Turn 14
21.07.16	66 Sykes	Out
21.07.26	32 Savadori	Technical Problem - Turn 16
21.07.50	32 Savadori	Out
21.09.17	11 Guarmoni	Entered Pits
21.12.38	11 Guarmoni	Exited Pits
21.35.35		End Of Session

Start End The results are provisional until the end of the time limit for protests and appeals
04/11/2017 21:01 21:35 and the completion of the technical checks.

These data/results cannot be reproduced, stored and/or transmitted in whole or in part by any manner of electronic, mechanical, photocopying, recording, broadcasting or otherwise now known or herein after developed without the previous express consent by the copyright owner, except for reproduction in daily press and regular printed publications on sale to the public within 60 days of the event related to those data/results and always provided that copyright symbol appears together as follows below.

© DORNA WSBK ORGANIZATION Srl 2017





Qatar Round, 2-3-4 November 2017 World Superbike - Lap Chart Race 2

	Lap																
	1	2	3	4	5	6	7	8	9	10	11	12	13	14	15	16	17
1	7	7	7	1	1	1	1	1	1	1	1	1	1	1	1	1	1
2	66	1	1	7	7	7	7	7	7	7	7	7	7	7	7	7	7
3	50	66	60	60	60	60	60	60	60	60	60	60	22	22	22	22	22
4	1	60	50	22	22	22	22	22	22	22	22	22	60	60	60	60	60
5	60	50	22	50	33	33	12	12	12	12	12	12	12	12	12	12	12
6	33	22	33	33	50	12	33	33	33	33	33	33	33	33	33	33	33
7	05	33	05	12	12	50	50	05	50	50	50	50	05	50	50	50	50
8	22	05	12	05	05	05	05	50	05	05	05	05	50	05	05	05	05
9	81	12	35	35	35	35	35	35	40	40	40	40	2	2	2	2	2
10	12	35	2	2	2	2	2	40	35	35	35	2	40	40	40	40	40
11	2	2	40	40	40	40	40	2	2	2	2	35	35	35	35	35	35
12	35	40	121	121	45	45	45	45	45	45	45	45	45	45	45	45	45
13	40	121	45	45	121	121	121	121	121	121	121	121	121	121	121	121	121
14	11	32	11	37	37	37	37	37	37	37	37	37	37	37	37	37	37
15	45	11	37	44	44	44	44	44	44	44	44	44	44	44	44	44	44
16	121	45	44	11	11	11	11	11	11	11	11	11	11	11			
17	32	37															
18	44	44															
19	37																

Final Result		
1	1 J. REA	Laps 17
2	7 C. DAVIES	1.961
3	22 A. LOWES	4.185
4	60 M. VAN DER MARK	5.843
5	12 X. FORÉS	8.987
6	33 M. MELANDRI	14.675
7	50 E. LAVERTY	16.251
8	05 S. GUINTOLI	16.675
9	2 L. CAMIER	19.607
10	40 R. RAMOS	20.628
11	35 R. DE ROSA	26.043
12	45 J. GAGNE	32.656
13	121 A. ANDREOZZI	41.197
14	37 O. JEZEK	41.844
15	44 R. ROLFO	47.116
16	11 J. GUARNONI	2 Laps
RET	66 T. SYKES	15 Laps
RET	32 L. SAVADORI	15 Laps
RET	81 J. TORRES	16 Laps

04/11/2017

These data/results cannot be reproduced, stored and/or transmitted in whole or in part by any manner of electronic, mechanical, photocopying, recording, broadcasting or otherwise now known or herein after developed without the previous express consent by the copyright owner, except for reproduction in daily press and regular printed publications on sale to the public within 60 days of the event related to those data/results and always provided that copyright symbol appears together as follows below.

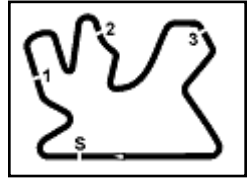
© DORNA WSBK ORGANIZATION Srl 2017

FCR PERUGIA TIMING


Official Tyre Supplier



Official Timekeeper


Qatar Round, 2-3-4 November 2017
World Superbike - Lap Chart Race 2

Losail International Circuit 5.380 m

Lap 1

1	7 C.Davies (GBR)	
2	66 T.Sykes (GBR)	1.161
3	50 E.Laverty (IRL)	1.176
4	1 J.Rea (GBR)	1.177
5	60 M.van der Mark (NED)	1.387
6	33 M.Melandri (ITA)	2.252
7	05 S.Guintoli (FRA)	2.263
8	22 A.Lowes (GBR)	2.377
9	81 J.Torres (ESP)	2.580
10	12 X.Forés (ESP)	3.001
11	2 L.Camier (GBR)	3.023
12	35 R.De Rosa (ITA)	3.369
13	40 R.Ramos (ESP)	4.571
14	11 J.Guarmoni (FRA)	4.727
15	45 J.Gagne (USA)	4.894
16	121 A.Andreozi (ITA)	4.949
17	32 L.Savadori (ITA)	5.089
18	44 R.Rolfo (ITA)	5.678
19	37 O.Jezek (CZE)	5.788

Lap 2

1	7 C.Davies (GBR)	
2	1 J.Rea (GBR)	0.306
3	66 T.Sykes (GBR)	1.632
4	60 M.van der Mark (NED)	2.015
5	50 E.Laverty (IRL)	2.479
6	22 A.Lowes (GBR)	2.875
7	33 M.Melandri (ITA)	3.613
8	05 S.Guintoli (FRA)	3.622
9	12 X.Forés (ESP)	4.161
10	35 R.De Rosa (ITA)	5.189
11	2 L.Camier (GBR)	5.251
12	40 R.Ramos (ESP)	6.182
13	121 A.Andreozi (ITA)	6.613
14	32 L.Savadori (ITA)	7.459
15	11 J.Guarmoni (FRA)	7.520
16	45 J.Gagne (USA)	7.542
17	37 O.Jezek (CZE)	8.288
18	44 R.Rolfo (ITA)	8.726

Lap 3

1	7 C.Davies (GBR)	
2	1 J.Rea (GBR)	0.397
3	60 M.van der Mark (NED)	2.256
4	50 E.Laverty (IRL)	3.259
5	22 A.Lowes (GBR)	3.312
6	33 M.Melandri (ITA)	3.591
7	05 S.Guintoli (FRA)	4.875
8	12 X.Forés (ESP)	4.890
9	35 R.De Rosa (ITA)	6.574
10	2 L.Camier (GBR)	7.010
11	40 R.Ramos (ESP)	7.520
12	121 A.Andreozi (ITA)	8.360
13	45 J.Gagne (USA)	9.371
14	11 J.Guarmoni (FRA)	9.837
15	37 O.Jezek (CZE)	10.436
16	44 R.Rolfo (ITA)	10.790

Lap 4

1	1 J.Rea (GBR)	
2	7 C.Davies (GBR)	0.969
3	60 M.van der Mark (NED)	2.154
4	22 A.Lowes (GBR)	3.108
5	50 E.Laverty (IRL)	3.874
6	33 M.Melandri (ITA)	3.907
7	12 X.Forés (ESP)	4.812
8	05 S.Guintoli (FRA)	5.478
9	35 R.De Rosa (ITA)	7.124
10	2 L.Camier (GBR)	7.547
11	40 R.Ramos (ESP)	7.841
12	121 A.Andreozi (ITA)	9.328
13	45 J.Gagne (USA)	9.936
14	37 O.Jezek (CZE)	12.790

15 44 R.Rolfo (ITA) 12.931

16 11 J.Guarmoni (FRA)

Lap 5

1	1 J.Rea (GBR)	
2	7 C.Davies (GBR)	1.083
3	60 M.van der Mark (NED)	2.041
4	22 A.Lowes (GBR)	2.860
5	33 M.Melandri (ITA)	4.680
6	50 E.Laverty (IRL)	4.819
7	12 X.Forés (ESP)	4.980
8	05 S.Guintoli (FRA)	5.978
9	35 R.De Rosa (ITA)	8.233
10	2 L.Camier (GBR)	8.729
11	40 R.Ramos (ESP)	8.840
12	45 J.Gagne (USA)	11.178
13	121 A.Andreozi (ITA)	11.298
14	37 O.Jezek (CZE)	14.630
15	44 R.Rolfo (ITA)	15.018
16	11 J.Guarmoni (FRA)	

Lap 6

1	1 J.Rea (GBR)	
2	7 C.Davies (GBR)	0.591
3	60 M.van der Mark (NED)	1.624
4	22 A.Lowes (GBR)	2.700
5	33 M.Melandri (ITA)	5.021
6	12 X.Forés (ESP)	5.328
7	50 E.Laverty (IRL)	6.119
8	05 S.Guintoli (FRA)	6.411
9	35 R.De Rosa (ITA)	9.094
10	2 L.Camier (GBR)	9.570
11	40 R.Ramos (ESP)	9.846
12	45 J.Gagne (USA)	12.226
13	121 A.Andreozi (ITA)	12.862
14	37 O.Jezek (CZE)	16.783
15	44 R.Rolfo (ITA)	17.039
16	11 J.Guarmoni (FRA)	

Lap 7

1	1 J.Rea (GBR)	
2	7 C.Davies (GBR)	0.792
3	60 M.van der Mark (NED)	1.709
4	22 A.Lowes (GBR)	2.634
5	12 X.Forés (ESP)	6.006
6	33 M.Melandri (ITA)	6.374
7	50 E.Laverty (IRL)	7.259
8	05 S.Guintoli (FRA)	7.397
9	35 R.De Rosa (ITA)	10.576
10	2 L.Camier (GBR)	10.914
11	40 R.Ramos (ESP)	10.929
12	45 J.Gagne (USA)	13.955
13	121 A.Andreozi (ITA)	15.256
14	37 O.Jezek (CZE)	19.087
15	44 R.Rolfo (ITA)	19.397
16	11 J.Guarmoni (FRA)	

Lap 8

1	1 J.Rea (GBR)	
2	7 C.Davies (GBR)	1.226
3	60 M.van der Mark (NED)	1.920
4	22 A.Lowes (GBR)	2.968
5	12 X.Forés (ESP)	6.375
6	33 M.Melandri (ITA)	7.236
7	05 S.Guintoli (FRA)	8.297
8	50 E.Laverty (IRL)	8.513
9	35 R.De Rosa (ITA)	12.004
10	40 R.Ramos (ESP)	12.057
11	2 L.Camier (GBR)	12.511
12	45 J.Gagne (USA)	15.721
13	121 A.Andreozi (ITA)	18.255
14	37 O.Jezek (CZE)	21.237
15	44 R.Rolfo (ITA)	22.088
16	11 J.Guarmoni (FRA)	

Lap 9

1	1 J.Rea (GBR)	
2	7 C.Davies (GBR)	1.315
3	60 M.van der Mark (NED)	1.786
4	22 A.Lowes (GBR)	2.608
5	12 X.Forés (ESP)	6.395
6	33 M.Melandri (ITA)	7.505
7	50 E.Laverty (IRL)	8.893
8	05 S.Guintoli (FRA)	8.921
9	40 R.Ramos (ESP)	12.966
10	35 R.De Rosa (ITA)	13.382
11	2 L.Camier (GBR)	13.938
12	45 J.Gagne (USA)	16.972
13	121 A.Andreozi (ITA)	20.289
14	37 O.Jezek (CZE)	23.491
15	44 R.Rolfo (ITA)	24.482
16	11 J.Guarmoni (FRA)	

Lap 10

1	1 J.Rea (GBR)	
2	7 C.Davies (GBR)	1.719
3	60 M.van der Mark (NED)	2.146
4	22 A.Lowes (GBR)	2.740
5	12 X.Forés (ESP)	6.617
6	33 M.Melandri (ITA)	8.026
7	50 E.Laverty (IRL)	9.925
8	05 S.Guintoli (FRA)	10.245
9	40 R.Ramos (ESP)	14.177
10	35 R.De Rosa (ITA)	14.554
11	2 L.Camier (GBR)	14.841
12	45 J.Gagne (USA)	18.366
13	121 A.Andreozi (ITA)	23.209
14	37 O.Jezek (CZE)	25.607
15	44 R.Rolfo (ITA)	27.369
16	11 J.Guarmoni (FRA)	

Lap 11

1	1 J.Rea (GBR)	
2	7 C.Davies (GBR)	1.679
3	60 M.van der Mark (NED)	2.220
4	22 A.Lowes (GBR)	2.475
5	12 X.Forés (ESP)	7.060
6	33 M.Melandri (ITA)	8.395
7	50 E.Laverty (IRL)	10.567
8	05 S.Guintoli (FRA)	10.849
9	40 R.Ramos (ESP)	15.023
10	35 R.De Rosa (ITA)	15.363
11	2 L.Camier (GBR)	15.732
12	45 J.Gagne (USA)	19.820
13	121 A.Andreozi (ITA)	26.079
14	37 O.Jezek (CZE)	27.884
15	44 R.Rolfo (ITA)	29.687
16	11 J.Guarmoni (FRA)	

Lap 12

1	1 J.Rea (GBR)	
2	7 C.Davies (GBR)	1.992
3	60 M.van der Mark (NED)	2.664
4	22 A.Lowes (GBR)	2.748
5	12 X.Forés (ESP)	7.381
6	33 M.Melandri (ITA)	8.749
7	50 E.Laverty (IRL)	11.678
8	05 S.Guintoli (FRA)	11.854
9	40 R.Ramos (ESP)	16.317
10	2 L.Camier (GBR)	16.665
11	35 R.De Rosa (ITA)	16.841
12	45 J.Gagne (USA)	21.633
13	121 A.Andreozi (ITA)	28.699
14	37 O.Jezek (CZE)	30.405
15	44 R.Rolfo (ITA)	32.407
16	11 J.Guarmoni (FRA)	

Lap 13

1	1 J.Rea (GBR)	
2	7 C.Davies (GBR)	1.940
3	22 A.Lowes (GBR)	2.994
4	60 M.van der Mark (NED)	3.395
5	12 X.Forés (ESP)	8.007
6	33 M.Melandri (ITA)	8.594
7	05 S.Guintoli (FRA)	12.811
8	50 E.Laverty (IRL)	12.828
9	2 L.Camier (GBR)	17.249
10	40 R.Ramos (ESP)	17.725
11	35 R.De Rosa (ITA)	17.869
12	45 J.Gagne (USA)	23.195
13	121 A.Andreozi (ITA)	31.349
14	37 O.Jezek (CZE)	32.561
15	44 R.Rolfo (ITA)	35.257
16	11 J.Guarmoni (FRA)	

Lap 14

1	1 J.Rea (GBR)	
2	7 C.Davies (GBR)	1.801
3	22 A.Lowes (GBR)	2.927
4	60 M.van der Mark (NED)	4.184
5	12 X.Forés (ESP)	8.015
6	33 M.Melandri (ITA)	8.857
7	50 E.Laverty (IRL)	13.963
8	05 S.Guintoli (FRA)	14.025
9	2 L.Camier (GBR)	17.947
10	40 R.Ramos (ESP)	18.589
11	35 R.De Rosa (ITA)	19.094
12	45 J.Gagne (USA)	25.100
13	121 A.Andreozi (ITA)	33.809
14	37 O.Jezek (CZE)	34.911
15	44 R.Rolfo (ITA)	38.272
16	11 J.Guarmoni (FRA)	

Lap 15

1	1 J.Rea (GBR)	
2	7 C.Davies (GBR)	1.559
3	22 A.Lowes (GBR)	3.091
4	60 M.van der Mark (NED)	4.616
5	12 X.Forés (ESP)	8.294
6	33 M.Melandri (ITA)	9.152
7	50 E.Laverty (IRL)	15.032
8	05 S.Guintoli (FRA)	15.099
9	2 L.Camier (GBR)	18.412
10	40 R.Ramos (ESP)	19.292
11	35 R.De Rosa (ITA)	20.670
12	45 J.Gagne (USA)	27.473
13	121 A.Andreozi (ITA)	36.028
14	37 O.Jezek (CZE)	37.057
15	44 R.Rolfo (ITA)	41.324
16	11 J.Guarmoni (FRA)	

Lap 16

1	1 J.Rea (GBR)	
2	7 C.Davies (GBR)	1.720
3	22 A.Lowes (GBR)	3.710
4	60 M.van der Mark (NED)	5.115
5	12 X.Forés (ESP)	8.557
6	33 M.Melandri (ITA)	10.807
7	50 E.Laverty (IRL)	15.750
8	05 S.Guintoli (FRA)	16.022
9	2 L.Camier (GBR)	19.378
10	40 R.Ramos (ESP)	20.187
11	35 R.De Rosa (ITA)	22.527
12	45 J.Gagne (USA)	30.031
13	121 A.Andreozi (ITA)	38.659
14	37 O.Jezek (CZE)	39.680
15	44 R.Rolfo (ITA)	44.246

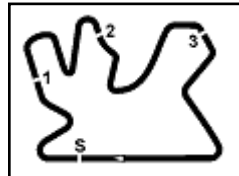
Lap 17

1	1 J.Rea (GBR)	
2	7 C.Davies (GBR)	1.961
3	22 A.Lowes (GBR)	4.185

04/11/2017

These data/results cannot be reproduced, stored and/or transmitted in whole or in part by any manner of electronic, mechanical, photocopying, recording, broadcasting or otherwise now known or herein after developed without the previous express consent by the copyright owner, except for reproduction in daily press and regular printed publications on sale to the public within 60 days of the event related to those data/results and always provided that copyright symbol appears together as follows below.

© DORNA WSBK ORGANIZATION Srl 2017



4	60 M.van der Mark (NED)	5.843
5	12 X.Forés (ESP)	8.987
6	33 M.Melandri (ITA)	14.675
7	50 E.Laverty (IRL)	16.251
8	05 S.Guintoli (FRA)	16.675
9	2 L.Camier (GBR)	19.607
10	40 R.Ramos (ESP)	20.628
11	35 R.De Rosa (ITA)	26.043
12	45 J.Gagne (USA)	32.656
13	121 A.Andreozzi (ITA)	41.197
14	37 O.Jezek (CZE)	41.844
15	44 R.Rolfo (ITA)	47.116

04/11/2017

These data/results cannot be reproduced, stored and/or transmitted in whole or in part by any manner of electronic, mechanical, photocopying, recording, broadcasting or otherwise now known or herein after developed without the previous express consent by the copyright owner, except for reproduction in daily press and regular printed publications on sale to the public within 60 days of the event related to those data/results and always provided that copyright symbol appears together as follows below.

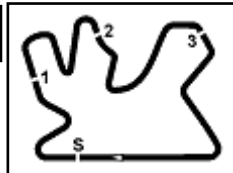
© DORNA WSBK ORGANIZATION Srl 2017

FICR PERUGIA TIMING

Official Tyre Supplier



Official Timekeeper



Qatar Round, 2-3-4 November 2017 World Superbike - Best Sector & Speed Race 2

Losail International Circuit 5.380 m

RESULTS

1	1 J. REA	Kawasaki ZX-10RR	Laps 17
2	7 C. DAVIES	Ducati Panigale R	1.961
3	22 A. LOWES	Yamaha YZF R1	4.185
4	60 M. VAN DER MARK	Yamaha YZF R1	5.843
5	12 X. FORÉS	Ducati Panigale R	8.987
6	33 M. MELANDRI	Ducati Panigale R	14.675
7	50 E. LAVERTY	Aprilia RSV4 RF	16.251
8	05 S. GUINTOLI	Kawasaki ZX-10RR	16.675
9	2 L. CAMIER	MV Agusta 1000 F4	19.607
10	40 R. RAMOS	Kawasaki ZX-10RR	20.628
11	35 R. DE ROSA	BMW S 1000 RR	26.043
12	45 J. GAGNE	Honda CBR1000RR	32.656
13	121 A. ANDREOZZI	Yamaha YZF R1	41.197
14	37 O. JEZEK	Kawasaki ZX-10RR	41.844
15	44 R. ROLFO	Kawasaki ZX-10RR	47.116
16	11 J. GUARNONI	Kawasaki ZX-10RR	2 Laps
RET	66 T. SYKES	Kawasaki ZX-10RR	15 Laps
RET	32 L. SAVADORI	Aprilia RSV4 RF	15 Laps
RET	81 J. TORRES	BMW S 1000 RR	16 Laps

SPEED

1	22 A. LOWES	Yamaha YZF R1	320,5
2	33 M. MELANDRI	Ducati Panigale R	320,5
3	32 L. SAVADORI	Aprilia RSV4 RF	319,5
4	81 J. TORRES	BMW S 1000 RR	317,6
5	50 E. LAVERTY	Aprilia RSV4 RF	316,7
6	60 M. VAN DER MARK	Yamaha YZF R1	315,8
7	12 X. FORÉS	Ducati Panigale R	315,8
8	45 J. GAGNE	Honda CBR1000RR	314,0
9	35 R. DE ROSA	BMW S 1000 RR	314,0
10	1 J. REA	Kawasaki ZX-10RR	313,0
11	40 R. RAMOS	Kawasaki ZX-10RR	312,1
12	11 J. GUARNONI	Kawasaki ZX-10RR	311,2
13	05 S. GUINTOLI	Kawasaki ZX-10RR	311,2
14	121 A. ANDREOZZI	Yamaha YZF R1	310,3
15	7 C. DAVIES	Ducati Panigale R	310,3
16	2 L. CAMIER	MV Agusta 1000 F4	308,6
17	37 O. JEZEK	Kawasaki ZX-10RR	308,6
18	66 T. SYKES	Kawasaki ZX-10RR	308,6
19	44 R. ROLFO	Kawasaki ZX-10RR	306,8

SEG. 1

1	1 J. REA	25.493
2	7 C. DAVIES	25.612
3	22 A. LOWES	25.683
4	60 M. VAN DER MARK	25.716
5	50 E. LAVERTY	25.791
6	12 X. FORÉS	25.807
7	66 T. SYKES	25.842
8	32 L. SAVADORI	25.875
9	33 M. MELANDRI	25.879
10	05 S. GUINTOLI	25.880
11	2 L. CAMIER	25.901
12	40 R. RAMOS	25.963
13	35 R. DE ROSA	25.965
14	11 J. GUARNONI	25.994
15	45 J. GAGNE	26.026
16	81 J. TORRES	26.030
17	121 A. ANDREOZZI	26.091
18	44 R. ROLFO	26.128
19	37 O. JEZEK	26.137

SEG. 2

1	1 J. REA	30.345
2	7 C. DAVIES	30.375
3	50 E. LAVERTY	30.621
4	66 T. SYKES	30.678
5	33 M. MELANDRI	30.682
6	60 M. VAN DER MARK	30.691
7	22 A. LOWES	30.713
8	05 S. GUINTOLI	30.785
9	12 X. FORÉS	30.815
10	11 J. GUARNONI	30.870
11	40 R. RAMOS	30.894
12	32 L. SAVADORI	30.923
13	35 R. DE ROSA	30.923
14	2 L. CAMIER	30.935
15	121 A. ANDREOZZI	30.940
16	37 O. JEZEK	31.047
17	45 J. GAGNE	31.077
18	44 R. ROLFO	31.280
19	81 J. TORRES	31.351

SEG. 3

1	1 J. REA	28.742
2	66 T. SYKES	28.884
3	33 M. MELANDRI	28.924
4	22 A. LOWES	28.930
5	60 M. VAN DER MARK	28.961
6	7 C. DAVIES	28.982
7	50 E. LAVERTY	28.993
8	12 X. FORÉS	29.029
9	32 L. SAVADORI	29.100
10	40 R. RAMOS	29.142
11	45 J. GAGNE	29.186
12	2 L. CAMIER	29.188
13	05 S. GUINTOLI	29.194
14	35 R. DE ROSA	29.221
15	11 J. GUARNONI	29.255
16	81 J. TORRES	29.344
17	121 A. ANDREOZZI	29.382
18	37 O. JEZEK	29.402
19	44 R. ROLFO	29.403

SEG. 4

1	7 C. DAVIES	32.464
2	1 J. REA	32.481
3	33 M. MELANDRI	32.596
4	60 M. VAN DER MARK	32.664
5	22 A. LOWES	32.681
6	12 X. FORÉS	32.752
7	50 E. LAVERTY	32.759
8	66 T. SYKES	32.798
9	81 J. TORRES	32.806
10	05 S. GUINTOLI	32.878
11	35 R. DE ROSA	32.903
12	45 J. GAGNE	32.930
13	40 R. RAMOS	32.979
14	2 L. CAMIER	33.008
15	32 L. SAVADORI	33.064
16	11 J. GUARNONI	33.107
17	121 A. ANDREOZZI	33.128
18	44 R. ROLFO	33.341
19	37 O. JEZEK	33.383

04/11/2017

These data/results cannot be reproduced, stored and/or transmitted in whole or in part by any manner of electronic, mechanical, photocopying, recording, broadcasting or otherwise now known or herein after developed without the previous express consent by the copyright owner, except for reproduction in daily press and regular printed publications on sale to the public within 60 days of the event related to those data/results and always provided that copyright symbol appears together as follows below.

© DORNA WSBK ORGANIZATION Srl 2017

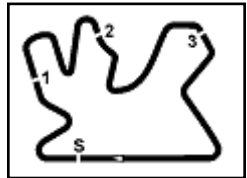
FICR PERUGIA TIMING



Official Tyre Supplier



Official Timekeeper



Qatar Round, 2-3-4 November 2017

World Superbike - Chronological Analysis Race 2

Losail International Circuit 5.380 m

Start at 21:01'02.735

1 / 3

1 J. REA (1'57.061)							
Lap	Seg.1	Seg.2	Seg.3	Seg.4	Lap Time	km/h	Local Time
1		30.845	28.972	32.674	2'03.695		21:03'06.430
2	25.493	30.345	28.742	32.481	1'57.061	309,5	21:05'03.491
3	25.761	30.682	29.075	32.729	1'58.247	311,2	21:07'01.738
4	25.614	31.011	29.061	32.737	1'58.423	313,0	21:09'00.161
5	25.720	30.765	29.129	32.861	1'58.475	305,9	21:10'58.636
6	25.637	30.786	29.229	32.986	1'58.638	306,8	21:12'57.274
7	25.638	30.727	29.026	32.871	1'58.262	305,9	21:14'55.536
8	25.662	30.723	29.020	32.850	1'58.255	305,9	21:16'53.791
9	25.610	30.753	29.338	32.910	1'58.611	306,8	21:18'52.402
10	25.645	30.787	29.166	32.884	1'58.482	305,9	21:20'50.884
11	25.681	30.906	29.221	32.958	1'58.766	307,7	21:22'49.650
12	25.660	30.746	29.181	32.940	1'58.527	305,9	21:24'48.177
13	25.694	30.892	29.228	32.973	1'58.787	305,9	21:26'46.964
14	25.703	30.921	29.180	32.917	1'58.721	306,8	21:28'45.685
15	25.706	30.822	29.262	33.054	1'58.844	307,7	21:30'44.529
16	25.739	30.895	29.235	32.939	1'58.808	307,7	21:32'43.337
17	25.746	30.921	29.374	33.075	1'59.116	307,7	21:34'42.453

3	25.831	30.818	28.962	32.786	1'58.397	311,2	21:07'03.597
4	25.750	31.034	29.139	32.795	1'58.718	306,8	21:09'02.315
5	25.763	30.820	29.007	32.772	1'58.362	309,5	21:11'00.677
6	25.784	30.691	29.023	32.723	1'58.221	308,6	21:12'58.898
7	25.716	30.881	29.009	32.741	1'58.347	307,7	21:14'57.245
8	25.807	30.888	29.061	32.710	1'58.466	310,3	21:16'55.711
9	25.751	30.875	29.049	32.802	1'58.477	310,3	21:18'54.188
10	25.786	31.004	29.137	32.915	1'58.842	311,2	21:20'53.030
11	25.747	30.985	29.211	32.897	1'58.840	311,2	21:22'51.870
12	25.816	30.996	29.242	32.917	1'58.971	310,3	21:24'50.841
13	26.003	31.337	29.286	32.892	1'59.518	310,3	21:26'50.359
14	25.953	31.213	29.342	33.002	1'59.510	312,1	21:28'49.869
15	25.862	31.095	29.284	33.035	1'59.276	308,6	21:30'49.145
16	25.937	31.173	29.269	32.928	1'59.307	308,6	21:32'48.452
17	25.875	31.308	29.425	33.236	1'59.844	308,6	21:34'48.296

7 C. DAVIES (1'57.932)							
Lap	Seg.1	Seg.2	Seg.3	Seg.4	Lap Time	km/h	Local Time
1		30.375	28.999	32.464	2'02.518		21:03'05.253
2	25.612	30.582	28.982	32.756	1'57.932	307,7	21:05'03.185
3	25.678	30.669	29.015	32.794	1'58.156	307,7	21:07'01.341
4	25.630	32.216	29.116	32.827	1'59.789	308,6	21:09'01.130
5	25.976	30.782	29.036	32.795	1'58.589	310,3	21:10'59.719
6	25.634	30.658	29.053	32.801	1'58.146	310,3	21:12'57.865
7	25.715	30.702	29.157	32.889	1'58.463	310,3	21:14'56.328
8	25.787	30.782	29.168	32.952	1'58.689	310,3	21:16'55.017
9	25.779	30.772	29.255	32.894	1'58.700	310,3	21:18'53.717
10	25.827	30.936	29.277	32.846	1'58.886	310,3	21:20'52.603
11	25.749	30.792	29.301	32.884	1'58.726	310,3	21:22'51.329
12	25.854	30.840	29.191	32.955	1'58.840	308,6	21:24'50.169
13	25.836	30.861	29.227	32.811	1'58.735	309,5	21:26'48.904
14	25.757	30.826	29.190	32.809	1'58.582	309,5	21:28'47.486
15	25.712	30.834	29.238	32.818	1'58.602	309,5	21:30'46.088
16	25.843	30.979	29.314	32.833	1'58.969	310,3	21:32'45.057
17	25.979	31.022	29.419	32.937	1'59.357	310,3	21:34'44.414

12 X. FORÉS (1'58.624)							
Lap	Seg.1	Seg.2	Seg.3	Seg.4	Lap Time	km/h	Local Time
1		31.535	29.264	32.759	2'05.519		21:03'08.254
2	25.981	31.115	29.157	32.839	1'59.092	315,8	21:05'07.346
3	25.868	30.906	29.346	32.765	1'58.885	312,1	21:07'06.231
4	25.920	30.891	29.098	32.833	1'58.742	309,5	21:09'04.973
5	25.809	30.934	29.148	32.752	1'58.643	310,3	21:11'03.616
6	26.117	31.006	29.088	32.775	1'58.986	314,0	21:13'02.602
7	25.807	31.040	29.252	32.841	1'58.940	310,3	21:15'01.542
8	25.863	30.815	29.142	32.804	1'58.624	306,8	21:17'00.166
9	25.924	30.890	29.057	32.760	1'58.631	307,7	21:18'58.797
10	25.928	30.923	29.029	32.824	1'58.704	307,7	21:20'57.501
11	26.001	31.123	29.254	32.831	1'59.209	307,7	21:22'56.710
12	25.921	30.978	29.093	32.856	1'58.848	306,8	21:24'55.558
13	25.944	31.376	29.201	32.892	1'59.413	307,7	21:26'54.971
14	25.927	30.884	29.088	32.830	1'58.729	307,7	21:28'53.700
15	25.973	31.113	29.219	32.818	1'59.123	307,7	21:30'52.823
16	25.969	31.080	29.159	32.863	1'59.071	307,7	21:32'51.894
17	26.071	31.129	29.402	32.944	1'59.546	307,7	21:34'51.440

22 A. LOWES (1'58.196)							
Lap	Seg.1	Seg.2	Seg.3	Seg.4	Lap Time	km/h	Local Time
1		31.388	29.018	32.752	2'04.895		21:03'07.630
2	25.868	30.779	28.975	32.808	1'58.430	317,6	21:05'06.060
3	25.806	30.842	28.964	32.981	1'58.593	312,1	21:07'04.263
4	25.882	31.003	29.050	32.681	1'58.616	316,7	21:09'03.659
5	25.713	30.818	28.936	32.760	1'58.227	309,5	21:11'01.496
6	25.756	30.713	29.159	32.850	1'58.478	310,3	21:12'59.974
7	25.683	30.847	28.930	32.736	1'58.196	308,6	21:14'58.170
8	25.856	30.826	29.049	32.858	1'58.589	310,3	21:16'56.759
9	25.714	30.767	28.959	32.811	1'58.251	311,2	21:18'55.010
10	25.766	30.885	29.093	32.870	1'58.614	312,1	21:20'53.624
11	25.858	30.824	29.029	32.790	1'58.501	312,1	21:22'52.125
12	25.863	30.960	29.138	32.839	1'58.800	314,0	21:24'50.925
13	25.848	31.066	29.217	32.902	1'59.033	320,5	21:26'49.958
14	25.839	30.828	29.105	32.882	1'58.654	310,3	21:28'48.612
15	25.897	31.087	29.165	32.859	1'59.008	310,3	21:30'47.620
16	25.948	31.120	29.273	33.086	1'59.427	310,3	21:32'47.047
17	26.070	31.133	29.331	33.057	1'59.591	310,3	21:34'46.638

33 M. MELANDRI (1'58.134)							
Lap	Seg.1	Seg.2	Seg.3	Seg.4	Lap Time	km/h	Local Time
1		31.203	29.319	32.755	2'04.770		21:03'07.505
2	26.316	30.853	29.436	32.688	1'59.293	318,6	21:05'06.798
3	25.932	30.682	28.924	32.596	1'58.134	316,7	21:07'04.932
4	25.947	31.076	29.290	32.823	1'59.136	320,5	21:09'04.068
5	25.943	31.061	29.317	32.927	1'59.248	314,0	21:11'03.316
6	25.977	30.885	29.276	32.841	1'58.979	312,1	21:13'02.295
7	26.021	30.943	29.821	32.830	1'59.615	312,1	21:15'01.910
8	26.055	31.032	29.251	32.779	1'59.117	314,9	21:17'01.027
9	26.022	30.899	29.192	32.767	1'58.880	313,0	21:18'59.907
10	25.994	30.897	29.309	32.803	1'59.003	313,0	21:20'58.910
11	26.054	31.009	29.317	32.755	1'59.135	313,0	21:22'58.045
12	25.879	30.874	29.296	32.832	1'58.881	312,1	21:24'56.926
13	25.892	30.857	29.138	32.745	1'58.632	312,1	21:26'55.558
14	25.903	31.035	29.327	32.719	1'58.984	314,0	21:28'54.542
15	25.898	30.947	29.280	33.014	1'59.139	313,0	21:30'53.681
16	26.072	31.569	29.792	33.030	2'00.463	312,1	21:32'54.144
17	26.658	31.878	29.765	34.683	2'02.984	311,2	21:34'57.128

60 M. VAN DER MARK (1'58.221)							
Lap	Seg.1	Seg.2	Seg.3	Seg.4	Lap Time	km/h	Local Time
1		30.907	28.961	32.664	2'03.905		21:03'06.640
2	26.042	30.817	28.991	32.710	1'58.560	315,8	21:05'05.200

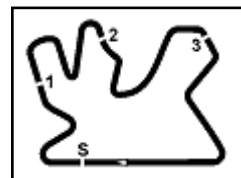
50 E. LAVERTY (1'58.936)							
Lap	Seg.1	Seg.2	Seg.3	Seg.4	Lap Time	km/h	Local Time
1		30.621	28.993	33.130	2'03.694		21:03'06.429
2	26.228	31.114	29.081	32.812	1'59.235	315,8	21:05'05.664
3	25.841	30.897	29.184	33.014	1'58.936	314,9	21:07'04.600
4	25.851	31.346	29.218	33.020	1'59.435	314,9	21:09'04.035
5	25.791	31.048	29.360	33.221	1'59.420	316,7	21:11'03.455
6	26.148	31.386	29.379	33.025	1'59.938	315,8	21:13'03.393

04/11/2017

P = Pits In/Out - C = Lap-Time Cancelled

These data/results cannot be reproduced, stored and/or transmitted in whole or in part by any manner of electronic, mechanical, photocopying, recording, broadcasting or otherwise now known or herein after developed without the previous express consent by the copyright owner, except for reproduction in daily press and regular printed publications on sale to the public within 60 days of the event related to those data/results and always provided that copyright symbol appears together as follows below.

© DORNA WSBK ORGANIZATION Srl 2017



Qatar Round, 2-3-4 November 2017

World Superbike - Chronological Analysis Race 2

Losail International Circuit 5.380 m

Start at 21:01'02.735

2 / 3

7	25.922	31.212	29.275	32.993	1'59.402	314,9	21:15'02.795	11	25.981	30.970	29.480	33.181	1'59.612	300,0	21:23'04.673
8	25.876	31.284	29.446	32.903	1'59.509	314,9	21:17'02.304	12	26.063	31.119	29.394	33.245	1'59.821	304,2	21:25'04.494
9	25.951	31.120	29.161	32.759	1'58.991	316,7	21:19'01.295	13	26.234	31.348	29.389	33.224	2'00.195	300,0	21:27'04.689
10	25.913	31.116	29.356	33.129	1'59.514	314,9	21:21'00.809	14	26.058	31.046	29.369	33.112	1'59.585	305,9	21:29'04.274
11	25.967	31.026	29.372	33.043	1'59.408	313,0	21:23'00.217	15	26.084	31.042	29.290	33.131	1'59.547	302,5	21:31'03.821
12	26.005	31.132	29.461	33.040	1'59.638	313,0	21:24'59.855	16	26.069	31.115	29.317	33.202	1'59.703	303,4	21:33'03.524
13	25.956	31.487	29.505	32.989	1'59.937	313,0	21:26'59.792	17	26.006	31.057	29.383	33.111	1'59.557	302,5	21:35'03.081
14	26.087	31.054	29.537	33.178	1'59.856	314,0	21:28'59.648								
15	25.987	31.559	29.437	32.930	1'59.913	312,1	21:30'59.561								
16	25.939	30.981	29.494	33.112	1'59.526	314,0	21:32'59.087								
17	26.059	31.121	29.490	32.947	1'59.617	311,2	21:34'58.704								

35 R. DE ROSA (1'59.370)

Lap	Seg.1	Seg.2	Seg.3	Seg.4	Lap Time	km/h	Local Time
1		31.607	29.243	32.970	2'05.887		21:03'08.622
2	26.060	31.568	29.221	32.903	1'59.752	314,0	21:05'08.374
3	25.965	31.071	29.388	33.117	1'59.541	311,2	21:07'07.915
4	25.990	30.923	29.366	33.091	1'59.370	311,2	21:09'07.285
5	26.078	31.013	29.422	33.071	1'59.584	310,3	21:11'06.869
6	26.006	30.999	29.377	33.117	1'59.499	309,5	21:13'06.368
7	26.061	31.083	29.414	33.186	1'59.744	309,5	21:15'06.112
8	26.018	31.094	29.408	33.163	1'59.683	307,7	21:17'05.795
9	26.289	31.056	29.620	33.024	1'59.989	310,3	21:19'05.784
10	26.023	31.116	29.453	33.062	1'59.654	314,0	21:21'05.438
11	26.063	31.045	29.363	33.104	1'59.575	313,0	21:23'05.013
12	26.093	31.120	29.708	33.084	2'00.005	311,2	21:25'05.018
13	26.145	31.173	29.407	33.090	1'59.815	313,0	21:27'04.833
14	26.189	31.145	29.451	33.161	1'59.946	314,0	21:29'04.779
15	26.041	31.252	29.694	33.433	2'00.420	313,0	21:31'05.199
16	26.293	31.231	29.767	33.374	2'00.665	309,5	21:33'05.864
17	26.296	32.280	30.303	33.753	2'02.632	307,7	21:35'08.496

45 J. GAGNE (1'59.385)

Lap	Seg.1	Seg.2	Seg.3	Seg.4	Lap Time	km/h	Local Time
1		31.841	29.468	33.375	2'07.412		21:03'10.147
2	26.380	31.512	29.339	33.349	2'00.580	310,3	21:05'10.727
3	26.309	31.311	29.266	33.099	1'59.985	304,2	21:07'10.712
4	26.192	31.077	29.186	32.930	1'59.385	314,0	21:09'10.097
5	26.088	31.138	29.284	33.207	1'59.717	313,0	21:11'09.814
6	26.026	31.198	29.311	33.151	1'59.686	312,1	21:13'09.500
7	26.182	31.313	29.364	33.132	1'59.991	307,7	21:15'09.491
8	26.043	31.163	29.522	33.293	2'00.021	310,3	21:17'09.512
9	26.140	31.269	29.436	33.017	1'59.862	311,2	21:19'09.374
10	26.100	31.335	29.372	33.069	1'59.876	311,2	21:21'09.250
11	26.211	31.474	29.437	33.098	2'00.220	309,5	21:23'09.470
12	26.257	31.402	29.478	33.203	2'00.340	309,5	21:25'09.810
13	26.243	31.345	29.498	33.263	2'00.349	309,5	21:27'10.159
14	26.343	31.319	29.630	33.334	2'00.626	307,7	21:29'10.785
15	26.329	31.668	29.779	33.441	2'01.217	309,5	21:31'12.002
16	26.471	31.581	29.796	33.518	2'01.366	308,6	21:33'13.368
17	26.481	31.825	29.906	33.529	2'01.741	308,6	21:35'15.109

121 A. ANDREOZZI (1'59.596)

Lap	Seg.1	Seg.2	Seg.3	Seg.4	Lap Time	km/h	Local Time
1		31.691	29.611	33.539	2'07.467		21:03'10.202
2	26.091	30.995	29.382	33.128	1'59.596	310,3	21:05'09.798
3	26.098	30.984	29.442	33.379	1'59.903	304,2	21:07'09.701
4	26.154	30.940	29.429	33.265	1'59.788	300,8	21:09'09.489
5	26.116	31.116	29.664	33.549	2'00.445	298,3	21:11'09.934
6	26.207	31.219	29.575	33.201	2'00.202	301,7	21:13'10.136
7	26.181	31.292	29.730	33.453	2'00.656	300,0	21:15'10.792
8	26.547	31.194	29.896	33.617	2'01.254	298,3	21:17'12.046
9	26.297	31.222	29.712	33.414	2'00.645	296,7	21:19'12.691
10	26.515	31.440	29.917	33.530	2'01.402	295,1	21:21'14.093
11	26.394	31.336	30.076	33.830	2'01.636	295,9	21:23'15.729
12	26.437	31.412	29.719	33.579	2'01.147	295,9	21:25'16.876
13	26.286	31.576	29.935	33.640	2'01.437	296,7	21:27'18.313
14	26.338	31.236	29.872	33.735	2'01.181	295,9	21:29'19.494

40 R. RAMOS (1'59.141)

Lap	Seg.1	Seg.2	Seg.3	Seg.4	Lap Time	km/h	Local Time
1		31.697	29.644	33.329	2'07.089		21:03'09.824
2	26.143	31.029	29.207	33.164	1'59.543	304,2	21:05'09.367
3	26.060	30.981	29.244	33.209	1'59.494	304,2	21:07'08.861
4	26.072	30.948	29.142	32.979	1'59.141	305,1	21:09'08.002
5	25.985	30.980	29.366	33.143	1'59.474	304,2	21:11'07.476
6	26.049	31.017	29.202	33.376	1'59.644	311,2	21:13'07.120
7	25.963	30.941	29.304	33.137	1'59.345	305,9	21:15'06.465
8	26.090	30.937	29.308	33.048	1'59.383	310,3	21:17'05.848
9	26.057	30.894	29.378	33.191	1'59.520	312,1	21:19'05.368
10	26.043	31.128	29.410	33.112	1'59.693	301,7	21:21'05.061

04/11/2017

P = Pits In/Out - C = Lap-Time Cancelled

These data/results cannot be reproduced, stored and/or transmitted in whole or in part by any manner of electronic, mechanical, photocopying, recording, broadcasting or otherwise now known or herein after developed without the previous express consent by the copyright owner, except for reproduction in daily press and regular printed publications on sale to the public within 60 days of the event related to those data/results and always provided that copyright symbol appears together as follows below.

© DORNA WSBK ORGANIZATION Srl 2017

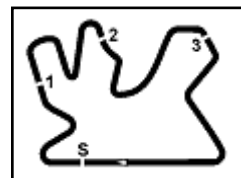
PIRELLI PERUGIA TIMING



Official Tyre Supplier



Official Timekeeper



Qatar Round, 2-3-4 November 2017 World Superbike - Chronological Analysis Race 2

Losail International Circuit 5.380 m

Start at 21:01'02.735

3 / 3

15	26.317	31.406	29.849	33.491	2'01.063	296,7	21:31'20.557	1		30.936	28.958	32.801	2'03.679	21:03'06.414
16	26.271	31.855	29.671	33.642	2'01.439	295,1	21:33'21.996	2	26.043	30.678	28.884	32.798	1'58.403	307,7 21:05'04.817
17	26.323	31.552	29.969	33.810	2'01.654	295,9	21:35'23.650							

37 O. JEZEK (2'00.304)							
Lap	Seg.1	Seg.2	Seg.3	Seg.4	Lap Time	km/h	Local Time
1		31.968	29.751	33.637	2'08.306		21:03'11.041
2	26.467	31.148	29.434	33.383	2'00.432	308,6	21:05'11.473
3	26.137	31.200	29.402	33.565	2'00.304	302,5	21:07'11.777
4	26.177	31.780	29.783	33.434	2'01.174	303,4	21:09'12.951
5	26.284	31.144	29.476	33.411	2'00.315	297,5	21:11'13.266
6	26.539	31.217	29.613	33.422	2'00.791	295,9	21:13'14.057
7	26.321	31.047	29.684	33.514	2'00.566	294,3	21:15'14.623
8	26.204	31.078	29.584	33.539	2'00.405	294,3	21:17'15.028
9	26.315	31.191	29.761	33.598	2'00.865	293,5	21:19'15.893
10	26.361	31.190	29.615	33.432	2'00.598	295,1	21:21'16.491
11	26.433	31.350	29.769	33.491	2'01.043	295,1	21:23'17.534
12	26.397	31.271	29.849	33.531	2'01.048	295,9	21:25'18.582
13	26.388	31.436	29.663	33.456	2'00.943	296,7	21:27'19.525
14	26.386	31.245	29.799	33.641	2'01.071	295,1	21:29'20.596
15	26.446	31.210	29.785	33.549	2'00.990	295,1	21:31'21.586
16	26.379	31.705	29.743	33.604	2'01.431	295,1	21:33'23.017
17	26.403	31.425	29.851	33.601	2'01.280	296,7	21:35'24.297

32 L. SAVADORI (2'00.302)							
Lap	Seg.1	Seg.2	Seg.3	Seg.4	Lap Time	km/h	Local Time
1		31.641	29.485	33.405	2'07.607		21:03'10.342
2	26.355	31.635	29.248	33.064	2'00.302	319,5	21:05'10.644

81 J. TORRES ()							
Lap	Seg.1	Seg.2	Seg.3	Seg.4	Lap Time	km/h	Local Time
1		31.351	29.344	32.806	2'05.098		21:03'07.833

44 R. ROLFO (2'00.220)							
Lap	Seg.1	Seg.2	Seg.3	Seg.4	Lap Time	km/h	Local Time
1		31.883	29.674	33.398	2'08.196		21:03'10.931
2	26.956	31.280	29.403	33.341	2'00.980	305,9	21:05'11.911
3	26.128	31.298	29.433	33.361	2'00.220	306,8	21:07'12.131
4	26.222	31.462	29.880	33.397	2'00.961	304,2	21:09'13.092
5	26.280	31.360	29.557	33.365	2'00.562	305,9	21:11'13.654
6	26.254	31.455	29.538	33.412	2'00.659	305,1	21:13'14.313
7	26.190	31.505	29.527	33.398	2'00.620	305,1	21:15'14.933
8	26.227	31.476	29.695	33.548	2'00.946	303,4	21:17'15.879
9	26.206	31.465	29.810	33.524	2'01.005	305,1	21:19'16.884
10	26.309	31.582	29.793	33.685	2'01.369	300,0	21:21'18.253
11	26.239	31.487	29.763	33.595	2'01.084	301,7	21:23'19.337
12	26.333	31.516	29.825	33.573	2'01.247	298,3	21:25'20.584
13	26.459	31.568	29.927	33.683	2'01.637	301,7	21:27'22.221
14	26.253	31.686	30.029	33.768	2'01.736	300,0	21:29'23.957
15	26.518	31.804	29.910	33.664	2'01.896	291,1	21:31'25.853
16	26.387	31.664	30.004	33.675	2'01.730	298,3	21:33'27.583
17	26.531	31.831	29.984	33.640	2'01.986	298,3	21:35'29.569

11 J. GUARNONI (1'59.421)							
Lap	Seg.1	Seg.2	Seg.3	Seg.4	Lap Time	km/h	Local Time
1		31.624	29.862	33.426	2'07.245		21:03'09.980
2	26.490	31.313	29.513	33.409	2'00.725	311,2	21:05'10.705
3	26.637	31.233	29.276	33.327	2'00.473	302,5	21:07'11.178
4	26.386	32.893	32.700	3'55.644	5'27.623P	300,8	21:12'38.801
5	33.778	32.545	29.828	33.955	2'10.106P		21:14'48.907
6	26.032	30.906	29.255	33.228	1'59.421	296,7	21:16'48.328
7	26.010	30.870	29.434	33.143	1'59.457	301,7	21:18'47.785
8	25.994	31.215	29.416	33.113	1'59.738	301,7	21:20'47.523
9	29.984	38.927	31.353	33.217	2'13.481	300,8	21:23'01.004
10	26.048	31.164	29.364	33.107	1'59.683	308,6	21:25'00.687
11	26.327	31.257	29.493	33.151	2'00.228	307,7	21:27'00.915
12	26.202	31.258	29.472	33.187	2'00.119	304,2	21:29'01.034
13	26.168	31.110	29.441	33.124	1'59.843	304,2	21:31'00.877
14	31.656	31.573	29.827	33.197	2'06.253	295,9	21:33'07.130
15	28.614	31.781	29.886	33.669	2'03.950	305,9	21:35'11.080

66 T. SYKES (1'58.403)							
Lap	Seg.1	Seg.2	Seg.3	Seg.4	Lap Time	km/h	Local Time

04/11/2017

P = Pits In/Out - C = Lap-Time Cancelled

These data/results cannot be reproduced, stored and/or transmitted in whole or in part by any manner of electronic, mechanical, photocopying, recording, broadcasting or otherwise now known or herein after developed without the previous express consent by the copyright owner, except for reproduction in daily press and regular printed publications on sale to the public within 60 days of the event related to those data/results and always provided that copyright symbol appears together as follows below.

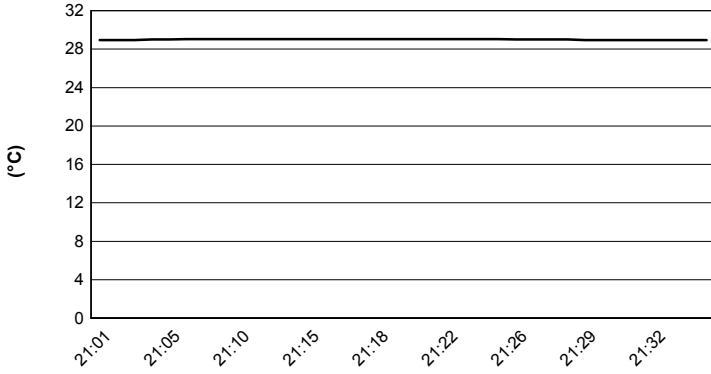
© DORNA WSBK ORGANIZATION Srl 2017



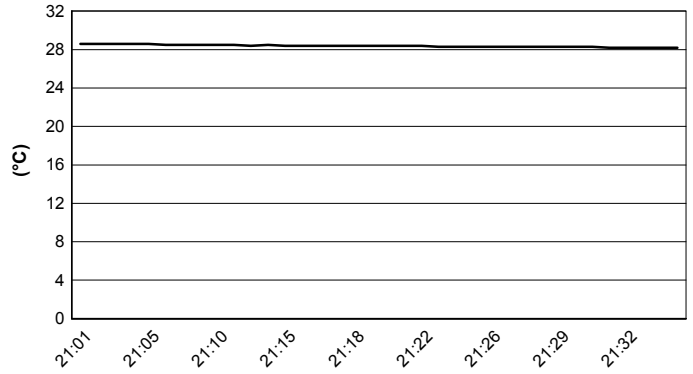
Qatar Round, 2-3-4 November 2017
World Superbike - Weather Report Race 2
 Session started 21:01 - Session ended 21:35

Losail International Circuit 5.380 m

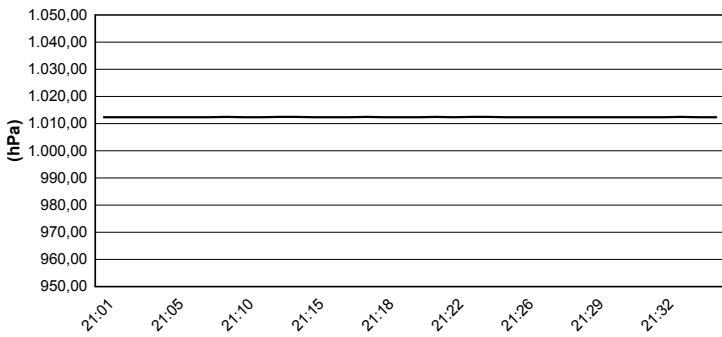
Air Temperature



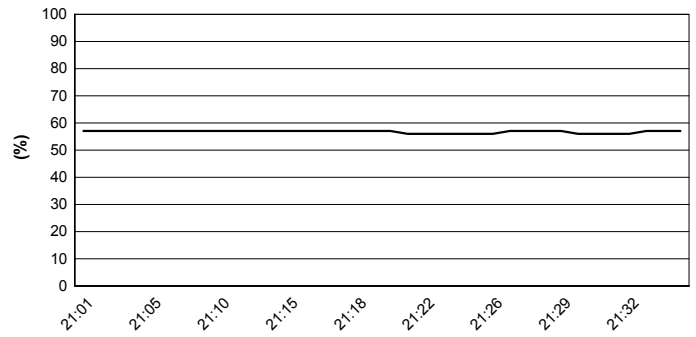
Track Temperature



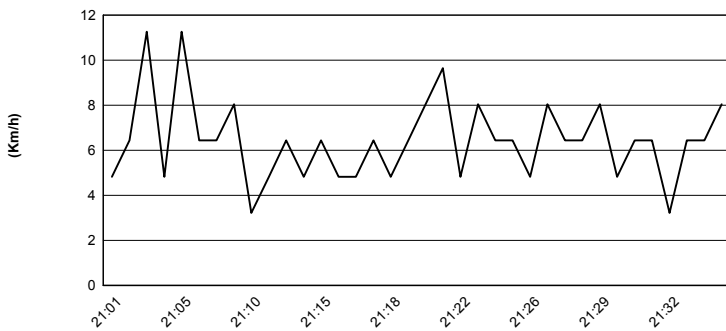
Air Pressure



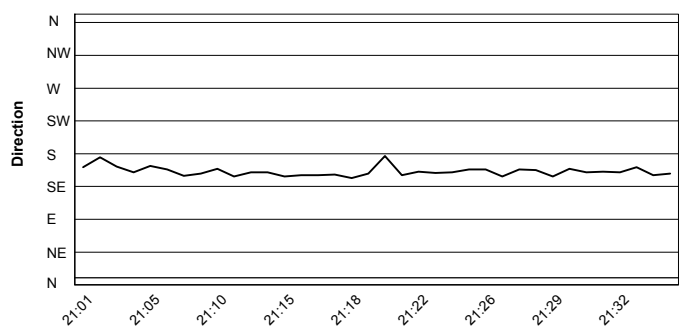
Humidity



Wind Speed



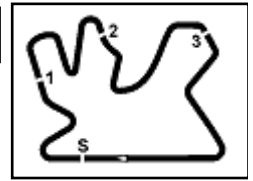
Wind Direction



04/11/2017

These data/results cannot be reproduced, stored and/or transmitted in whole or in part by any manner of electronic, mechanical, photocopying, recording, broadcasting or otherwise now known or herein after developed without the previous express consent by the copyright owner, except for reproduction in daily press and regular printed publications on sale to the public within 60 days of the event related to those data/results and always provided that copyright symbol appears together as follows below.

© DORNA WSBK ORGANIZATION Srl 2017



Qatar Round, 2-3-4 November 2017 World Superbike - Championship Standings

Losail International Circuit 5.380 m

1 / 2

Points	Points From First	Points From Previous	February 26		March 12		April 2		April 30		May 14		May 28		June 18		July 9		August 20		September 17		October 1		October 22		November 4	
			PHILLIP ISLAND	BURIRAM	ARAGÓN	ASSEN	IMOLA	DONINGTON PARK	MISANO	LAGUNA SECA	LAUSITZRING	PORTIMÃO	MAGNY COURS	JEREZ	LOSAIL													
1 REA Jonathan (GBR)	556		25 25 1 1	25 25 1 1	25 20 1 1	25 25 1 1	20 20 1 1	0 25 1 1	16 20 1 1	20 25 1 1	20 25 1 1	20 20 1 1	25 25 1 1	25 25 1 1	25 25 1 1	25 0 1 1	25 25 1 1	25 25 1 1	25 25 1 1	25 25 1 1	25 25 1 1	25 25 1 1	25 25 1 1	25 25 1 1	25 25 1 1	25 25 1 1	25 25 1 1	
2 DAVIES Chaz (GBR)	403 153		20 20 2 2	20 10 2 2	0 25 3 2	0 16 4 3	25 25 3 2	8 16 3 3	0 0 3 3	25 16 3 3	25 25 3 3	20 0 3 3	6 25 3 3	20 16 3 2	20 20 2 2													
3 SYKES Tom (GBR)	373 183 30		16 10 3 3	16 20 3 3	16 13 2 3	20 20 2 2	13 16 2 3	25 20 2 2	25 16 2 2	16 20 2 2	16 13 2 2	0 0 2 2	16 9 2 2	16 11 2 2	10 0 3 3													
4 MELANDRI Marco (ITA)	327 229 46		0 16 7	13 16 5 5	20 16 4 4	16 0 3 4	16 11 4 4	13 0 4 4	1 25 5 4	13 13 4 4	13 16 4 4	16 16 4 4	20 11 4 4	0 20 4 4	16 10 4 4													
5 LOWES Alex (GBR)	242 314 85		13 13 4 3	10 13 4 4	13 3 5 5	0 11 5 5	8 10 5 5	16 11 5 5	20 0 4 5	0 7 5 5	10 11 5 5	0 0 5 5	11 20 5 5	13 13 5 5	0 16 5 5													
6 VAN DER MARK Michael (NED)	223 333 19		7 9 9 7	11 0 6 8	11 11 7 6	0 13 7 6	9 7 6 7	11 13 7 6	0 13 7 6	8 6 6 7	1 5 7 7	11 20 7 6	7 16 6 6	11 10 6 6	0 13 6 6													
7 FORÉS Xavi (ESP)	196 360 27		10 11 6 5	5 8 8 6	0 10 8 8	13 3 6 7	11 13 6 6	6 9 6 7	11 0 6 7	11 11 7 6	8 6 6 6	7 3 6 7	0 13 6 6	7 9 7 7	0 11 7 7													
8 CAMIER Leon (GBR)	168 388 28		11 8 5 6	8 0 6 8	5 6 9 9	6 10 9 9	10 0 8 9	10 10 8 8	5 0 8 8	10 10 8 8	11 10 8 8	13 0 8 8	13 0 8 8	4 4 8 8	7 7 8 8													
9 TORRES Jordi (ESP)	158 398 10		9 0 7 10	9 11 9 7	10 9 6 7	0 9 8 8	0 8 9 8	7 0 9 9	13 0 9 9	9 0 9 9	7 8 9 9	10 11 9 9	2 8 9 9	3 6 9 9	9 0 9 9													
10 LAVERTY Eugene (IRL)	157 399 1		8 6 8 9	0 1 10 11	8 7 11 10	8 8 10 10	0 9 10 10	3 0 10 10	10 11 10 10	0 10 10 10	6 0 10 10	9 13 10 10	10 0 10 10	8 0 10 10	13 9 10 10													
11 SAVADORI Lorenzo (ITA)	124 432 33		0 7 11	3 0 12 15	0 0 17 18	11 0 15 15	4 3 15 15	4 0 15 15	7 10 15 14	6 8 14 14	9 9 12 11	8 10 11 11	5 0 11 11	9 0 11 12	11 0 11 11													
12 RAMOS Román (ESP)	118 438 6		3 2 13 15	1 7 17 13	0 5 14 14	9 5 13 13	7 5 12 11	5 8 11 11	8 0 11 11	4 4 11 11	2 2 11 12	6 1 12 12	4 7 13 13	6 5 13 13	6 6 13 12													
13 MERCADO Leandro (ARG)	115 441 3		0 0	0 0	9 8 18 15	7 4 14 14	0 6 14 14	9 0 12 13	0 7 13 13	7 9 13 12	5 4 13 12	0 9 13 12	9 10 12 12	5 7 12 11	0 0 12 13													
14 BRADL Stefan (GER)	67 489 48		1 1 15 18	6 0 15 17	7 4 13 12	10 6 11 12	6 2 11 12	0 5 12 12	0 6 12 12	5 5 12 13	0 3 14 14	0 0 14 14	0 0 14 14	0 0 14 14	0 0 14 14													
15 DE ROSA Raffaele (ITA)	53 503 14		0 0	0 0	0 0	3 0 22 22	2 0 19 19	1 6 20 20	6 9 20 17	3 0 17 18	0 1 18 18	5 0 17 17	3 6 17 16	0 3 16 16	0 5 16 15													
16 KRUMMENACHER Randy (SUI)	50 506 3		6 0 10 14	4 0 12 15	2 2 16 16	5 2 16 15	3 1 16 16	2 0 16 16	9 8 16 15	0 2 15 15	4 0 15 15	0 0 15 15	0 0 15 15	0 0 15 15	0 0 15 16													
17 HAYDEN Nicky (USA)	40 516 10		5 0 11 15	7 9 11 10	6 0 10 11	2 7 11 11	0 4 13 13	0 0 14 14	0 0 14 16	0 0 16 16	0 0 16 16	0 0 16 16	0 0 16 17	0 0 17 17	0 0 17 17													
18 GUINTOLI Sylvain (FRA)	34 522 6		0 0	0 0	0 0	0 0	0 0	0 0	0 0	0 0	0 0	0 0	10 8 26 22	8 8 20 18														
19 DE ANGELIS Alex (RSM)	32 524 2		2 5 14 11	0 5 16 14	1 0 14 17	4 1 18 18	5 0 17 17	0 0 17 17	4 0 17 17	2 3 18 17	0 0 17 17	0 0 18 18	0 0 18 18	0 0 18 18	0 0 18 19													
20 REITERBERGER Markus (GER)	29 527 3		4 3 12 11	2 6 14 11	4 0 12 12	0 0 16 17	0 0 18 18	0 0 19 19	0 0 19 20	0 0 20 20	3 7 19 19	0 0 19 19	0 0 19 19	0 0 19 19	0 0 19 20													
21 BADOVINI Ayrton (ITA)	26 530 3		0 0	0 2 21	0 0 23 23	1 0 22 22	1 0 20 20	0 2 21 23	3 5 21 21	0 0 21 21	0 0 21 21	4 7 21 20	0 1 20 20	0 0 20 20	0 0 20 21													
22 JEZEK Ondrej (CZE)	22 534 4		0 0	0 3 20	0 0 21 22	0 0 22 22	0 0 24 24	0 3 25 23	2 4 22 22	0 0 22 22	0 0 22 22	0 5 22 22	1 0 22 22	2 2 22 22														
23 HASLAM Leon (GBR)	20 536 2		0 0	0 0	0 0	0 0	0 0	20 0 18 18	0 0 18 19	0 0 19 19	0 0 20 20	0 0 20 21	0 0 21 21	0 0 21 21	0 0 22 23													
24 GAGNE Jake (USA)	14 542 6		0 0	0 0	0 0	0 0	0 0	0 0	0 0	1 1 27 27	0 0 27 27	0 0 28 30	0 4 31 29	0 0 30 30	4 4 28 24													

04/11/2017

First Line: Championship Standings - Second Line: Ranking Progression

These data/results cannot be reproduced, stored and/or transmitted in whole or in part by any manner of electronic, mechanical, photocopying, recording, broadcasting or otherwise now known or herein after developed without the previous express consent by the copyright owner, except for reproduction in daily press and regular printed publications on sale to the public within 60 days of the event related to those data/results and always provided that copyright symbol appears together as follows below.

© DORNA WSBK ORGANIZATION Srl 2017

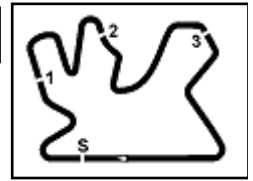
FICR PERUGIA TIMING



Official Tyre Supplier



Official Timekeeper


Qatar Round, 2-3-4 November 2017
World Superbike - Championship Standings

Losail International Circuit 5.380 m

2 / 2

	Points	Points From First	Points From Previous	February 26		March 12		April 2		April 30		May 14		May 28		June 18		July 9		August 20		September 17		October 1		October 22		November 4			
				PHILLIP ISLAND	BURIRAM	ARAGÓN	ASSEN	IMOLA	DONINGTON PARK	MISANO	LAGUNA SECA	LAUSITZING	PORTIMÃO	MAGNY COURS	JEREZ	LOSAIL															
25 ANDREOZZI Alessandro (ITA)	14	542	0	0	0	0	0	0	0	0	0	0	0	0	0	0	0	0	0	0	0	0	4	0	3	2	2	0	3		
26 GIUGLIANO Davide (ITA)	13	543	1	0	0	0	0	0	0	0	0	0	0	0	0	0	0	0	0	0	0	0	0	8	5	0	0	0	0		
27 WEST Anthony (AUS)	13	543	0	0	0	0	0	0	0	0	0	0	0	0	0	0	0	0	0	0	0	3	8	0	2	0	0	0	0		
28 RUSSO Riccardo (ITA)	13	543	0	0	0	0	4	0	0	0	0	0	0	0	4	0	0	0	0	0	0	2	2	1	0	0	0	0	0		
29 TAKAHASHI Takumi (JPN)	8	548	5	0	0	0	0	0	0	0	0	0	0	0	0	0	0	0	0	0	0	1	6	0	0	0	1	0	0		
30 DIXON Jake (GBR)	7	549	1	0	0	0	0	0	0	0	0	0	7	0	0	0	0	0	0	0	0	0	0	0	0	0	0	0	0		
31 GUARNONI Jeremy (FRA)	5	551	2	0	0	0	0	0	0	0	0	0	0	0	0	0	0	0	0	0	0	0	0	0	0	0	0	5	0		
32 BROOKES Joshua (AUS)	4	552	1	0	4	0	0	0	0	0	0	0	0	0	0	0	0	0	0	0	0	0	0	0	0	0	0	0	0		
33 ROLFO Roberto (ITA)	4	552	0	0	0	0	0	0	0	0	0	0	0	0	0	0	0	0	0	0	0	0	0	0	0	0	0	3	1		
34 SIMON Julian (ESP)	4	552	0	0	0	3	1	0	0	0	0	0	0	0	0	0	0	0	0	0	0	0	0	0	0	0	0	0	0		

04/11/2017

First Line: Championship Standings - Second Line: Ranking Progression

These data/results cannot be reproduced, stored and/or transmitted in whole or in part by any manner of electronic, mechanical, photocopying, recording, broadcasting or otherwise now known or herein after developed without the previous express consent by the copyright owner, except for reproduction in daily press and regular printed publications on sale to the public within 60 days of the event related to those data/results and always provided that copyright symbol appears together as follows below.

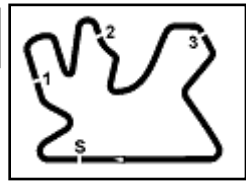
© DORNA WSBK ORGANIZATION Srl 2017

FICR PERUGIA TIMING


Official Tyre Supplier



Official Timekeeper



Qatar Round, 2-3-4 November 2017 World Superbike - Manufacturers Standings

Losail International Circuit 5.380 m

Points	Points From First	Points From Previous	February 26 PHILLIP ISLAND		March 12 BURIRAM		April 2 ARAGÓN		April 30 ASSEN		May 14 IMOLA		May 28 DONINGTON PARK		June 18 MISANO		July 9 LAGUNA SECA		August 20 LAUSITZRING		September 17 PORTIMÃO		October 1 MAGNY COURS		October 22 JEREZ		November 4 LOSAIL			
			1	2	1	2	1	2	1	2	1	2	1	2	1	2	1	2	1	2	1	2	1	2	1	2	1	2	1	2
1	KAWASAKI	599	25	25	25	25	25	20	25	25	20	20	25	25	25	20	20	25	25	20	20	25	25	25	9	25	25	25	25	
2	DUCATI	520	79	20	20	20	16	20	25	16	16	25	25	13	16	11	25	25	16	25	25	20	16	20	25	25	20	20	20	20
3	YAMAHA	308	291	13	13	11	13	13	11	13	9	10	16	13	20	13	8	7	10	11	11	20	11	20	13	13	13	16	16	
4	APRILIA	213	386	8	7	3	1	9	8	11	8	4	9	9	11	10	7	10	9	9	9	13	10	10	9	7	13	9	9	
5	BMW	187	412	9	3	9	11	10	9	3	9	2	8	7	6	13	9	9	7	8	10	11	3	8	3	6	9	5	5	
6	MV AGUSTA	168	431	11	8	8	4	5	5	6	10	6	10	10	10	5	10	11	10	13	13	4	4	4	4	7	7	7	7	
7	HONDA	113	486	5	1	7	9	7	4	10	7	6	4	7	5	6	5	5	7	3	1	6	8	5	1	4	4	4	4	

04/11/2017

First Line: Championship Standings - Second Line: Ranking Progression

These data/results cannot be reproduced, stored and/or transmitted in whole or in part by any manner of electronic, mechanical, photocopying, recording, broadcasting or otherwise now known or herein after developed without the previous express consent by the copyright owner, except for reproduction in daily press and regular printed publications on sale to the public within 60 days of the event related to those data/results and always provided that copyright symbol appears together as follows below.

© DORNA WSBK ORGANIZATION Srl 2017

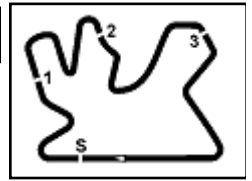
FIOR PERUGIA TIMING



Official Tyre Supplier



Official Timekeeper



Qatar Round, 2-3-4 November 2017
World Superbike - Pirelli Best Lap Award

Losail International Circuit 5.380 m

Points	Points From First	Points From Previous	February 26	March 12	April 2	April 30	May 14	May 28	June 18	July 9	August 20	September 17	October 1	October 22	November 4	
			PHILLIP ISLAND	BURIRAM	ARAGÓN	ASSEN	IMOLA	DONINGTON PARK	MISANO	LAGUNA SECA	LAUSITZRING	PORTIMÃO	MAGNY COURS	JEREZ	LOSAIL	
Fastest Laps																
1 REA Jonathan (GBR)	14		1	1	1	1 1		1	1	1 1		1 1		1	1 1	
2 DAVIES Chaz (GBR)	5 9				1		1 1				1		1			
3 MELANDRI Marco (ITA)	4 10 1		1	1									1	1		
4 SYKES Tom (GBR)	2 12 2							1			1					
5 VAN DER MARK Michael (NED)	1 13 1								1							

04/11/2017

These data/results cannot be reproduced, stored and/or transmitted in whole or in part by any manner of electronic, mechanical, photocopying, recording, broadcasting or otherwise now known or herein after developed without the previous express consent by the copyright owner, except for reproduction in daily press and regular printed publications on sale to the public within 60 days of the event related to those data/results and always provided that copyright symbol appears together as follows below.

© DORNA WSBK ORGANIZATION Srl 2017

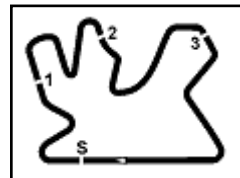
FIKR PERUGIA TIMING



Official Tyre Supplier



Official Timekeeper



Qatar Round, 2-3-4 November 2017 World Superbike - Rider's Performance

Losail International Circuit 5.380 m

1 / 2

	Points	Points From First	Points From Previous	February 26	March 12	April 2	April 30	May 14	May 28	June 18	July 9	August 20	September 17	October 1	October 22	November 4		
				PHILLIP ISLAND	BURIRAM	ARAGÓN	ASSEN	IMOLA	DONINGTON PARK	MISANO	LAGUNA SECA	LAUSITZRING	PORTIMÃO	MAGNY COURS	JEREZ	LOSAIL	G 1 2	G 1 2
1 REA	556			1 1 1	1 1 1	2 1 2	1 1 1	3 2 2	2 Rt 1	2 3 2	2 2 1	2 2 2	1 1 1	1 1 Rt	2 1 1	1 1 1		
2 DAVIES	403	153		4 2 2	5 2 6	1 Rt 1	3 Rt 3	1 1 1	3 8 3	4 Rt	3 1 3	6 1 1	9 2 Rt	7 10 1	8 2 3	8 2 2		
3 SYKES	373	183	30	2 3 6	2 3 2	3 3 4	2 2 2	2 4 3	1 1 2	1 1 3	1 3 2	1 3 4	12	3 3 7	4 3 5	3 6 Rt		
4 MELANDRI	327	229	46	3 Rt 3	3 4 3	4 2 3	5 3 Rt	5 3 5	5 4 Rt	3 15 1	4 4 4	4 4 3	5 3 3	12 2 5	1 Rt 2	9 3 6		
5 LOWES	242	314	85	5 4 4	4 6 4	12 4 13	12 Rt 5	11 8 6	4 3 5	7 2 Rt	8 Rt 9	7 6 5	4 18 Rt	5 5 2	3 4 4	2 Rt 3		
6 VAN DER MARK	223	333	19	10 9 7	6 5 Rt	7 5 5	8 Rt 4	9 7 9	11 5 4	5 Rt 4	13 8 10	11 15 11	7 5 2	10 9 3	5 5 6	7 Rt 4		
7 FORÉS	196	360	27	8 6 5	8 11 8	5 Rt 6	7 4 13	7 5 4	7 10 7	8 5 Rt	7 5 5	12 8 10	10 9 13	4 Rt 4	12 9 7	5 Rt 5		
8 CAMIER	168	388	28	9 5 8	11 8 Rt	15 11 10	11 10 6	4 6 Rt	10 6 6	6 11 Rt	9 6 Rt	9 5 6	11 4 Rt	8 4 Rt	9 12 12	12 9 9		
9 TORRES	158	398	10	7 7 Rt	10 7 5	6 6 7	9 Rt 7	21 Ns 8	13 9 Rt	9 4 Rt	11 7 Rt	5 9 8	6 6 5	20 14 8	15 13 10	11 7 Rt		
10 LAVERTY	157	399	1	13 8 10	7 Rt 15	9 8 9	6 8 8	6 Rt 7	6 13 Rt	10 6 5	5 Rt 6	8 10 Rt	2 7 4	9 6 17	7 8 Rt	6 4 7		
11 SAVADORI	124	432	33	6 Rt 9	9 13		4 5 Rt	10 12 13	12 12 Rt	13 9 6	10 10 8	3 7 7	3 8 6	11 11 Rt	6 7 18	4 5 Rt		
12 RAMOS	118	438	6	17 13 14	19 15 9	14 Rt 11	15 7 11	14 9 11	19 11 8	12 8 Rt	15 12 12	20 14 14	15 10 15	16 12 9	10 10 11	16 10 10		
13 MERCADO	115	441	3			8 7 8	17 9 12	8 Rt 10	9 7 Rt	14 Rt 9	6 9 7	14 11 12	13 Rt 7	2 7 6	13 11 9			
14 BRADL	67	489	48	15 15 15	16 10 Rt	11 9 12	16 6 10	12 10 14	17 Rt 11	18 Nc 10	17 11 11	15 13	8 Rt					
15 DE ROSA	53	503	14				18 13 17	16 14 16	18 15 10	15 10 7	14 13 Rt	13 Rt 15	14 11 Rt	19 13 10	14 13	13 Rt 11		
16 KRUMMENACHER	50	506	3	14 10 16	13 12 Rt	16 14 14	13 11 14	15 13 15	14 14 Rt	11 7 8	16 17 14	19 12 Rt						
17 HAYDEN	40	516	10	11 11 Rt	14 9 7	10 10 Rt	10 14 9	13 Rt 12										
18 GUINTOLI	34	522	6												11 6 8	10 8 8		
19 DE ANGELIS	32	524	2	20 14 11	15 16 11	18 15 Rt	14 12 15	18 11 Rt	15 17 Rt	17 12 Rt	12 14 13							
20 REITERBERGER	29	527	3	12 12 13	12 14 10	13 12 16						10 13 9						
21 BADOVINI	26	530	3	21 17 Rt	20 Rt 14	21 Rt 17	21 15 16	17 15 Rt	22 16 14	20 13 11	20 16 Rt	16 16 18	18 12 9	21 15	20			
22 JEZEK	22	534	4	19 18 17	18 18 13	20	20 16 18	20 16 17	21 18 13	21 14 12	21 19 17	18 Rt 16	21 16 11	15 16 18	18 15 Rt	19 14 14		
23 HASLAM	20	536	2						8 2 Rt									
24 GAGNE	14	542	6								18 15 15			18 Rt 12		18 12 12		
25 ANDREOZZI	14	542	0										19 17 12	17 17 13	16 14 14	14 Rt 13		
26 GIUGLIANO	13	543	1									17 Rt 17		6 8 11	17 Rt 17	15 Rt		
27 RUSSO	13	543	0	18 16 Rt	17 17 12	19 16 Rt	19 Rt Rt	19 Rt Rt	20 Rt 12	16 Rt		22 Rt Rt	16 14 14	13 15 16	19 17 16			
28 WEST	13	543	0										17 13 8	14 18 14				
29 TAKAHASHI	8	548	5										20 15 10		21 16 15			
30 DIXON	7	549	1						16 Rt 9									
31 GUARNONI	5	551	2													17 11 16		
32 BROOKES	4	552	1	16 Rt 12														
33 ROLFO	4	552	0													20 13 15		
34 SIMON	4	552	0			17 13 15												

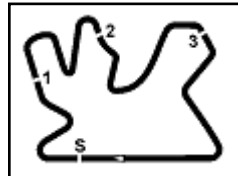
G = Grid - 1 = Race 1 - 2 = Race 2

Ns = Did Not Start - Rt = Retired - Ex = Excluded

04/11/2017

These data/results cannot be reproduced, stored and/or transmitted in whole or in part by any manner of electronic, mechanical, photocopying, recording, broadcasting or otherwise now known or herein after developed without the previous express consent by the copyright owner, except for reproduction in daily press and regular printed publications on sale to the public within 60 days of the event related to those data/results and always provided that copyright symbol appears together as follows below.

© DORNA WSBK ORGANIZATION Srl 2017



Qatar Round, 2-3-4 November 2017 World Superbike - Rider's Performance

Losail International Circuit 5.380 m

2 / 2

Points	Points From First	Points From Previous													
			February 26 PHILLIP ISLAND												
			March 12 BURIRAM												
			April 2 ARAGÓN												
			April 30 ASSEN												
			May 14 IMOLA												
			May 28 DONINGTON PARK												
			June 18 MISANO												
			July 9 LAGUNA SECA												
			August 20 LAUSITZRING												
			September 17 PORTIMÃO												
			October 1 MAGNY COURS												
			October 22 JEREZ												
			November 4 LOSAIL												

G = Grid - 1 = Race 1 - 2 = Race 2

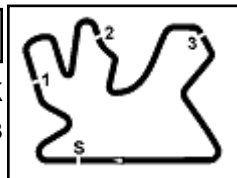
Ns = Did Not Start - Rt = Retired - Ex = Excluded

04/11/2017

These data/results cannot be reproduced, stored and/or transmitted in whole or in part by any manner of electronic, mechanical, photocopying, recording, broadcasting or otherwise now known or herein after developed without the previous express consent by the copyright owner, except for reproduction in daily press and regular printed publications on sale to the public within 60 days of the event related to those data/results and always provided that copyright symbol appears together as follows below.

© DORNA WSBK ORGANIZATION Srl 2017





Qatar Round, 2-3-4 November 2017

World Superbike - Best Laps & Speeds

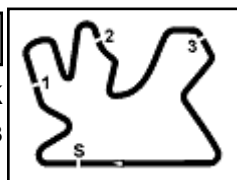
No.	Rider		Best Lap		FP1		FP2		FP3		SP1		SP2		RC1		W1A		RC2	
	Nat	Bike	laps	speed	laps	speed	laps	speed	laps	speed	laps	speed	laps	speed	laps	speed	laps	speed	laps	speed
1	1	J. REA	96	313,0	17	313,0	24	308,5	10	309,4	5	313,0	17	305,0	6	313,0	17	313,0	17	313,0
		GBR Kawasaki ZX-10RR																		
2	22	A. LOWES	94	320,4	10	309,4	25	312,1	13	309,4	7	309,4	15	310,3	7	311,2	17	320,4	17	320,4
		GBR Yamaha YZF R1																		
3	66	T. SYKES	67	310,3	19	310,3	4	307,6	12	308,5	5	305,9	17	309,4	8	306,8	2	308,5	2	308,5
		GBR Kawasaki ZX-10RR																		
4	32	L. SAVADORI	79	319,5	19	312,1	19	313,0	9	310,3	6	315,7	17	314,8	7	313,0	2	319,5	2	319,5
		ITA Aprilia RSV4 RF																		
5	12	X. FORÉS	94	315,7	20	310,3	22	313,9	11	315,7	6	313,0	10	312,1	8	313,0	17	315,7	17	315,7
		ESP Ducati Panigale R																		
6	50	E. LAVERTY	100	317,6	20	314,8	23	316,7	10	317,6	6	317,6	17	315,7	7	316,7	17	316,7	17	316,7
		IRL Aprilia RSV4 RF																		
7	60	M. VAN DER MARK	92	318,5	19	311,2	24	313,0	11	316,7	7	312,1	6	313,9	8	318,5	17	315,7	17	315,7
		NED Yamaha YZF R1																		
8	7	C. DAVIES	94	317,6	19	312,1	22	312,1	7	313,0	7	311,2	17	317,6	5	311,2	17	310,3	17	310,3
		GBR Ducati Panigale R																		
9	33	M. MELANDRI	86	320,4	14	313,0	17	313,0	8	315,7	6	316,7	17	318,5	7	314,8	17	320,4	17	320,4
		ITA Ducati Panigale R																		
10	05	S. GUINTOLI	103	311,2	19	306,8	22	307,6	9	305,9	7	309,4	6	309,4	17	310,3	6	309,4	17	311,2
		FRA Kawasaki ZX-10RR																		
11	81	J. TORRES	86	314,8	21	311,2	23	310,3	11	313,0	6	309,4	17	314,8	8	313,9	8	313,9	8	313,9
		ESP BMW S 1000 RR																		
12	2	L. CAMIER	103	309,4	22	303,3	20	309,4	9	308,5	6	305,0	7	307,6	17	307,6	5	301,6	17	308,5
		GBR MV Agusta 1000 F4																		
13	35	R. DE ROSA	92	313,9	18	311,2	22	313,9	10	313,9	7	312,1	10	313,0	8	313,9	17	313,9	17	313,9
		ITA BMW S 1000 RR																		
14	121	A. ANDREOZZI	79	310,3	17	300,8	19	306,8	9	305,0	7	300,0	3	300,8	7	300,0	17	310,3	17	310,3
		ITA Yamaha YZF R1																		
15	34	D. GIUGLIANO	65	313,0	17	307,6	20	307,6	10	313,0	6	305,9	5	306,8	7	308,5	7	308,5	7	308,5
		ITA Honda CBR1000RR																		
16	40	R. RAMOS	102	312,1	21	303,3	21	304,2	12	304,2	6	303,3	17	305,0	8	306,8	17	312,1	17	312,1
		ESP Kawasaki ZX-10RR																		
17	11	J. GUARNONI	79	311,2	21	305,0	11	308,5	7	309,4	7	309,4	17	308,5	8	309,4	15	311,2	15	311,2
		FRA Kawasaki ZX-10RR																		
18	45	J. GAGNE	94	314,8	17	310,3	20	310,3	9	314,8	6	313,0	17	311,2	8	312,1	17	313,9	17	313,9
		USA Honda CBR1000RR																		
19	37	O. JEZEK	96	308,5	15	300,8	23	301,6	10	302,5	6	303,3	17	304,2	8	301,6	17	308,5	17	308,5
		CZE Kawasaki ZX-10RR																		
20	44	R. ROLFO	102	306,8	21	301,6	21	301,6	11	302,5	7	304,2	17	306,8	8	305,9	17	306,8	17	306,8
		ITA Kawasaki ZX-10RR																		

04/11/2017

These data/results cannot be reproduced, stored and/or transmitted in whole or in part by any manner of electronic, mechanical, photocopying, recording, broadcasting or otherwise now known or herein after developed without the previous express consent by the copyright owner, except for reproduction in daily press and regular printed publications on sale to the public within 60 days of the event related to those data/results and always provided that copyright symbol appears together as follows below.

© DORNA WSBK ORGANIZATION Srl 2017





Qatar Round, 2-3-4 November 2017 World Superbike - Race Winners

Losail International Circuit 5.380 m

	2014	2015	2016	2017
01 Phillip Island	R1: Laverty (Irl) Suz R2: Guintoli (Fra) Apr	R1: Rea (Gbr) Kaw R2: Haslam (Gbr) Apr	R1: Rea (Gbr) Kaw R2: Rea (Gbr) Kaw	R1: Rea (Gbr) Kaw R2: Rea (Gbr) Kaw
02 Chang		R1: Rea (Gbr) Kaw R2: Rea (Gbr) Kaw	R1: Rea (Gbr) Kaw R2: Sykes (Gbr) Kaw	R1: Rea (Gbr) Kaw R2: Rea (Gbr) Kaw
03 Motorland Aragon	R1: Sykes (Gbr) Kaw R2: Sykes (Gbr) Kaw	R1: Rea (Gbr) Kaw R2: Davies (Gbr) Duc	R1: Davies (Gbr) Duc R2: Davies (Gbr) Duc	R1: Rea (Gbr) Kaw R2: Davies (Gbr) Duc
04 TT Circuit Assen	R1: Guintoli (Fra) Apr R2: Rea (Gbr) Hon	R1: Rea (Gbr) Kaw R2: Rea (Gbr) Kaw	R1: Rea (Gbr) Kaw R2: Rea (Gbr) Kaw	R1: Rea (Gbr) Kaw R2: Rea (Gbr) Kaw
05 Autodromo Imola	R1: Rea (Gbr) Hon R2: Rea (Gbr) Hon	R1: Rea (Gbr) Kaw R2: Rea (Gbr) Kaw	R1: Davies (Gbr) Duc R2: Davies (Gbr) Duc	R1: Davies (Gbr) Duc R2: Davies (Gbr) Duc
06 Donington Park	R1: Sykes (Gbr) Kaw R2: Sykes (Gbr) Kaw	R1: Sykes (Gbr) Kaw R2: Sykes (Gbr) Kaw	R1: Sykes (Gbr) Kaw R2: Sykes (Gbr) Kaw	R1: Sykes (Gbr) Kaw R2: Rea (Gbr) Kaw
07 Misano World Circuit	R1: Sykes (Gbr) Kaw R2: Sykes (Gbr) Kaw	R1: Sykes (Gbr) Kaw R2: Rea (Gbr) Kaw	R1: Rea (Gbr) Kaw R2: Rea (Gbr) Kaw	R1: Sykes (Gbr) Kaw R2: Melandri (Ita) Duc
08 Laguna Seca	R1: Melandri (Ita) Apr R2: Sykes (Gbr) Kaw	R1: Davies (Gbr) Duc R2: Davies (Gbr) Duc	R1: Rea (Gbr) Kaw R2: Sykes (Gbr) Kaw	R1: Davies (Gbr) Duc R2: Rea (Gbr) Kaw
09 Lausitzring			R1: Davies (Gbr) Duc R2: Rea (Gbr) Kaw	R1: Davies (Gbr) Duc R2: Davies (Gbr) Duc
10 Portimão	R1: Sykes (Gbr) Kaw R2: Rea (Gbr) Hon	R1: Rea (Gbr) Kaw R2: Rea (Gbr) Kaw		R1: Rea (Gbr) Kaw R2: Rea (Gbr) Kaw
11 Magny-Cours	R1: Guintoli (Fra) Apr R2: Melandri (Ita) Apr	R1: Rea (Gbr) Kaw R2: Rea (Gbr) Kaw	R1: Davies (Gbr) Duc R2: Davies (Gbr) Duc	R1: Rea (Gbr) Kaw R2: Davies (Gbr) Duc
12 Jerez	R1: Melandri (Ita) Apr R2: Melandri (Ita) Apr	R1: Sykes (Gbr) Kaw R2: Davies (Gbr) Duc	R1: Davies (Gbr) Duc R2: Davies (Gbr) Duc	R1: Rea (Gbr) Kaw R2: Rea (Gbr) Kaw
13 Losail	R1: Guintoli (Fra) Apr R2: Guintoli (Fra) Apr	R1: Torres (Esp) Apr R2: Haslam (Gbr) Apr	R1: Davies (Gbr) Duc R2: Davies (Gbr) Duc	R1: Rea (Gbr) Kaw R2: Rea (Gbr) Kaw

2017

ALL TIMES

16 J. Rea
7 C. Davies
2 T. Sykes
1 M. Melandri

59 C. Fogarty
54 J. Rea
52 T. Bayliss
43 N. Haga
33 T. Corser
33 T. Sykes
31 C. Edwards
27 D. Polen
27 C. Davies
24 C. Checa
23 R. Roche
21 M. Biaggi
20 M. Melandri
17 P. Chili

16 G. Falappa
16 N. Hodgson
16 J. Toseland
14 J. Kocinski
14 S. Russell
14 B. Spies
13 A. Slight
13 E. Laverty
11 S. Mertens
11 R. Xaus
11 R. Laconi
10 F. Pirovano
10 C. Vermeulen
9 S. Guintoli
8 F. Merkel

8 A. Gobert
7 B. Bostrom
5 D. Tardozzi
5 L. Haslam
4 R. Phillis
4 Y. Kagayama
4 M. Fabrizio
3 M. Doohan
3 A. Yanagawa
3 M. Tamada
3 L. Lanzi
3 R. Kiyonari
3 C. Crutchlow
2 M. Lucchiarri
2 T. Rymer

2 D. Chandler
2 P. Goddard
2 M. Lucchinelli
2 M. Dowson
2 K. Magee
2 H. Izutsu
2 S. Byrne
2 M. Neukirchner
2 L. Baz
1 A. Ryo
1 K. Kitagawa
1 Y. Takeda
1 T. Aoki
1 J. Whitham
1 A. Vieira

1 A. Morillas
1 G. Goodfellow
1 P. Picotte
1 T. Kipp
1 A. Meklau
1 J. Reynolds
1 C. Walker
1 N. Hayden
1 A. Pitt
1 G. McCoy
1 F. Nieto
1 A. Barros
1 J. Torres

23/02/2014

These data/results cannot be reproduced, stored and/or transmitted in whole or in part by any manner of electronic, mechanical, photocopying, recording, broadcasting or otherwise now known or herein after developed without the previous express consent by the copyright owner, except for reproduction in daily press and regular printed publications on sale to the public within 60 days of the event related to those data/results and always provided that copyright symbol appears together as follows below.

© DORNA WSBK ORGANIZATION Srl 2017

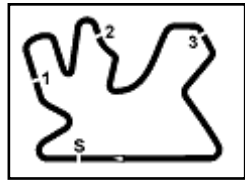
FKR PERUGIA TIMING



Official Tyre Supplier



Official Timekeeper



Qatar Round, 2-3-4 November 2017 World Superbike - Team Standings

Losail International Circuit 5.380 m

1 / 2

		February 26 PHILLIP ISLAND	March 12 BURIRAM	April 2 ARAGÓN	April 30 ASSEN	May 14 IMOLA	May 28 DONINGTON PARK	June 18 MISANO	July 9 LAGUNA SECA	August 20 LAUSITZRING	September 17 PORTIMÃO	October 1 MAGNY COURS	October 22 JEREZ	November 4 LOSAIL														
1 Kawasaki Racing Team		929																										
REA Jonathan	556	25	25	25	25	25	20	25	25	20	20		25	16	20	20	25	20	20	25	25	25		25	25	25	25	
SYKES Tom	373	16	10	16	20	16	13	20	20	13	16	25	20	16	16	20	16	13					16	9	16	11	10	
2 Aruba.it Racing - Ducati		730 (-199)																										
DAVIES Chaz	403	20	20	20	10		25		16	25	25	8	16			25	16	25	25	20			6	25	20	16	20	20
MELANDRI Marco	327		16	13	16	20	16	16		16	11	13		1	25	13	13	13	16	16	16	16	20	11		20	16	10
3 Pata Yamaha Official WorldSBK Team		465 (-464)																										
LOWES Alex	242	13	13	10	13	13	3		11	8	10	16	11	20			7	10	11			11	20	13	13		16	
VAN DER MARK Michael	223	7	9	11		11	11		13	9	7	11	13		13	8	6	1	5	11	20	7	16	11	10		13	
4 Milwaukee Aprilia		285 (-644)																										
LAVERTY Eugene	157	8	6		1	8	7	8	8		9	3		10	11		10	6		9	13	10		8		13	9	
SAVADORI Lorenzo	124		7	3					11		4	3	4		7	10	6	8	9	9	8	10	5		9		11	
SIMON Julian	4					3	1																					
5 Althea BMW Racing Team		230 (-699)																										
TORRES Jordi	158	9		9	11	10	9		9		8	7		13		9		7	8	10	11	2	8	3	6	9		
DE ROSA Raffaele	53								3		2		1	6	6	9	3		1	5		3	6		3		5	
REITERBERGER Markus	19	4	3	2	6	4																						
6 BARNI Racing Team		196 (-733)																										
FORÉS Xavi	196	10	11	5	8		10	13	3	11	13	6	9	11		11	11	8	6	7	3		13	7	9		11	
7 MV Agusta Reparto Corse		168 (-761)																										
CAMIER Leon	168	11	8	8		5	6	6	10	10		10	10	5		10		11	10	13		13		4	4	7	7	
8 Red Bull Honda World Superbike Team		134 (-795)																										
BRADL Stefan	67	1	1	6		7	4	10	6	6	2		5		6	5	5		3									
HAYDEN Nicky	40	5		7	9	6		2	7		4																	
GAGNE Jake	14														1	1								4		4	4	
GIUGLIANO Davide	13																					8	5					
9 Team Kawasaki Go Eleven		118 (-811)																										
RAMOS Román	118	3	2	1	7		5	9	5	7	5	5	8	8		4	4	2	2	6	1	4	7	6	5	6	6	
10 Kawasaki Puccetti Racing		117 (-812)																										
KRUMMENACHER Randy	50	6		4		2	2	5	2	3	1	2		9	8		2	4										
GUINTOLI Sylvain	34																							10	8	8	8	
HASLAM Leon	20											20																
WEST Anthony	13																				3	8		2				
11 IODARacing		115 (-814)																										
MERCADO Leandro	115					9	8	7	4		6	9		7	7	9	5	4			9	9	10	5	7			
12 Grillini Racing Team		52 (-877)																										
BADOVINI Ayrtton	26			2			1		1			2	3	5						4	7		1					
JEZEK Ondrej	22			3								3	2	4							5			1		2	2	
ROLFO Roberto	4																								3	1		
13 Pedercini Racing SC-Project		42 (-887)																										
DE ANGELIS Alex	32	2	5		5	1		4	1	5				4		2	3											
GUARNONI Jeremy	5																									5		
RUSSO Riccardo	5																				2	2	1					
14 Guandalini Racing		22 (-907)																										
ANDREOZZI Alessandro	14																				4		3	2	2		3	
RUSSO Riccardo	8			4						4																		
15 Van Zon Remeha BMW		10 (-919)																										
REITERBERGER Markus	10																3	7										
16 Royal Air Force Reg. & Res. Kawasaki		7 (-922)																										
DIXON Jake	7													7														
17 ERMotorsport-EliteRoads.com.au		4 (-925)																										

04/11/2017

These data/results cannot be reproduced, stored and/or transmitted in whole or in part by any manner of electronic, mechanical, photocopying, recording, broadcasting or otherwise now known or herein after developed without the previous express consent by the copyright owner, except for reproduction in daily press and regular printed publications on sale to the public within 60 days of the event related to those data/results and always provided that copyright symbol appears together as follows below.

© DORNA WSBK ORGANIZATION Srl 2017

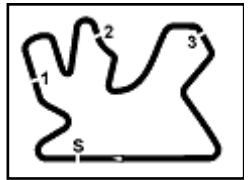
FICR PERUGIA TIMING



Official Tyre Supplier



Official Timekeeper



Qatar Round, 2-3-4 November 2017
World Superbike - Team Standings

Losail International Circuit 5.380 m

	February 26 PHILLIP ISLAND	March 12 BURIRAM	April 2 ARAGÓN	April 30 ASSEN	May 14 IMOLA	May 28 DONINGTON PARK	June 18 MISANO	July 9 LAGUNA SECA	August 20 LAUSITZRING	September 17 PORTIMÃO	October 1 MAGNY COURS	October 22 JEREZ	November 4 LOSAIL	
BROOKES Joshua	4													

04/11/2017
These data/results cannot be reproduced, stored and/or transmitted in whole or in part by any manner of electronic, mechanical, photocopying, recording, broadcasting or otherwise now known or herein after developed without the previous express consent by the copyright owner, except for reproduction in daily press and regular printed publications on sale to the public within 60 days of the event related to those data/results and always provided that copyright symbol appears together as follows below.
© DORNA WSBK ORGANIZATION Srl 2017

