

Thai Round, 10-11-12 March 2017

World Supersport - Results Race

Laps 17 = 77,418 Km - Time Of Race 28'11.733 - Avg. 164,745 km/h

Buriram 4.554 m

1 / 2

Pos	Race	Grid	No. Rider	Nat	Team	Bike	LL	Gap	Fastest Lap	Speed	Qualifying		Ranking		
											Time	Speed	R	Tot	Pos
1	7	64	F. CARICASULO	ITA	GRT Yamaha Official WorldSSP Team	Yamaha YZF R6	17		1'39.072	264,1	1'38.290	264,7	25	25	3
2	4	24	D. KRAISART	THA	Yamaha Thailand Racing Team	Yamaha YZF R6	17	0.793	1'39.037	264,1	1'38.182	257,8	20	20	5
3	13	66	N. TUULI	FIN	Kallio Racing	Yamaha YZF R6	17	3.164	1'38.841	268,7	1'38.468	263,4	16	27	2
4	18	100	T. WAROKORN	THA	Kawasaki Puccetti Racing	Kawasaki ZX-6R	17	7.564	1'39.167	264,7	1'38.936	261,5	13	13	11
5	10	77	K. RYDE	GBR	Kawasaki Puccetti Racing	Kawasaki ZX-6R	17	7.698	1'39.337	265,4	1'38.481	261,5	11	24	4
6	8	78	H. OKUBO	JPN	CIA Landlord Insurance Honda	Honda CBR600RR	17	8.823	1'39.295	263,4	1'38.349	262,8	10	10	12
7	14	32	S. MORAIS	RSA	Kallio Racing	Yamaha YZF R6	17	10.532	1'39.424	263,4	1'38.641	260,2	9	14	10
8	16	41	A. WAGNER	AUS	GEMAR Team Lorini	Honda CBR600RR	17	19.051	1'39.850	262,1	1'38.879	259,6	8	17	7
9	19	26	K. WATANABE	JPN	Team Kawasaki Go Eleven	Kawasaki ZX-6R	17	19.666	1'39.980	263,4	1'39.172	258,4	7	15	9
10	15	70	R. MULHAUSER	SUI	CIA Landlord Insurance Honda	Honda CBR600RR	17	19.857	1'39.646	264,1	1'38.789	258,4	6	6	16
11	22	44	R. ROLFO	ITA	Team Factory Vamag	MV Agusta F3 675	17	25.464	1'40.244	260,9	1'39.851	254,1	5	30	1
12	20	83	L. EPIS	AUS	Response RE Racing	Kawasaki ZX-6R	17	25.634	1'40.126	263,4	1'39.472	256,5	4	10	15
13	21	10	N. CALERO	ESP	Orelac Racing VerdNatura	Kawasaki ZX-6R	17	53.020	1'40.948	260,2	1'39.517	260,2	3	10	14
14	23	7	D. PIZZOLI	ITA	Race Department ATK#25	MV Agusta F3 675	17	1'01.236	1'41.617	264,1	1'40.949	259,0	2	2	19
-----Not Classified-----															
RET	17	65	M. CANDUCCI	ITA	Puccetti Racing Junior Team FMI	Kawasaki ZX-6R	13	4 Laps	1'39.048	267,3	1'38.882	260,9		2	20
RET	1	16	J. CLUZEL	FRA	CIA Landlord Insurance Honda	Honda CBR600RR	11	6 Laps	1'39.162	262,8	1'37.683	259,0			
RET	9	11	C. GAMARINO	ITA	BARDAHL EVAN BROS. Honda Racing	Honda CBR600RR	4	13 Laps	1'38.721	266,7	1'38.436	259,6			
RET	3	144	L. MAHIAS	FRA	GRT Yamaha Official WorldSSP Team	Yamaha YZF R6	3	14 Laps	1'40.838	255,3	1'38.156	267,3		20	6
RET	2	39	C. POLAMAI	THA	Yamaha Thailand Racing Team	Yamaha YZF R6	2	15 Laps	1'39.044	257,8	1'38.130	260,9			
RET	5	63	Z. KHAIRUDDIN	MAS	Orelac Racing VerdNatura	Kawasaki ZX-6R	2	15 Laps	1'39.526	258,4	1'38.205	260,2		4	17
RET	11	99	P. JACOBSEN	USA	MV Agusta Reparto Corse	MV Agusta F3 675	2	15 Laps	1'39.038	267,3	1'38.661	256,5		10	13
-----Disqualified-----															
DSQ	6	111	K. SMITH	GBR	GEMAR Team Lorini	Honda CBR600RR	17	0.234	1'38.601	264,1	1'38.226	258,4			
DSQ	12	4	G. REA	GBR	Team Kawasaki Go Eleven	Kawasaki ZX-6R	10	7 Laps	1'39.992	260,9	1'39.423	257,1			

AIR	Humidity:	37%	Temp:	37°C
TRACK	Condition:	Dry	Temp:	50°C

Records	Pole	2015	K.Sofuoglu	1'37.345	168,420 Km/h
	Race	2015	J.Cluzel	1'37.887	167,480 Km/h
	Circuit	2015	K.Sofuoglu	1'37.345	168,420 Km/h
Race Fastest lap		Lap 2	C.Gamarino	1'38.721	166,068 Km/h

LAP LEADERS					
No.	Rider	From	To	Laps	Total
16	J. CLUZEL	1	1	1	
39	C. POLAMAI	2	2	1	1
16	J. CLUZEL	3	10	8	9
64	F. CARICASULO	11	13	3	
24	D. KRAISART	14	14	1	1
64	F. CARICASULO	15	17	3	6

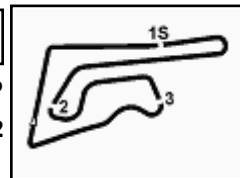
TOTAL LEADER LAPS		
No.	Rider	Laps
16	J. CLUZEL	15
64	F. CARICASULO	7
24	D. KRAISART	1
25	A. BALDOLINI	1
39	C. POLAMAI	1
44	R. ROLFO	1
144	L. MAHIAS	1

Rider #4 (Rea G.) and #111 (Smith K.) have been disqualified with Black Flag

Start 14:30 End 15:00 The results are provisional until the end of the time limit for protests and appeals and the completion of the technical checks.

12/03/2017
These data/results cannot be reproduced, stored and/or transmitted in whole or in part by any manner of electronic, mechanical, photocopying, recording, broadcasting or otherwise now known or herein after developed without the previous express consent by the copyright owner, except for reproduction in daily press and regular printed publications on sale to the public within 60 days of the event related to those data/results and always provided that copyright symbol appears together as follows below.

© DORNA WSBK ORGANIZATION Srl 2017



Thai Round, 10-11-12 March 2017

World Supersport - Results Race

RACE HIGHLIGHTS

14.27.52		Warm-up Lap Start
14.30.58		Start
14.32.53	4 Rea	Under Investigation
14.34.22	63 Khairuddin	Technical Problem
14.34.49		No Jump Start
14.35.08	99 Jacobsen	Technical Problem
14.35.31	39 Polamai	Crashed - Turn 8
14.35.53	63 Khairuddin	Out
14.35.58	99 Jacobsen	Out
14.35.59	144 Mahias	Entered Pits
14.36.04	39 Polamai	Out
14.36.31	4 Rea	Ride Through
14.37.01	144 Mahias	Retired
14.39.00	11 Gamarino	Crashed - Turn 12
14.41.32	111 Smith	Under Investigation
14.41.50	11 Gamarino	Retired
14.45.22	111 Smith	Drop 3 Positions
14.46.14	4 Rea	BLACK FLAG
14.47.26	4 Rea	Entered Pits
14.48.35	4 Rea	Disqualified
14.48.57	16 Cluzel	Technical Problem - Turn 12
14.49.11	16 Cluzel	Entered Pits
14.50.45	16 Cluzel	Out
14.53.58	65 Canducci	Technical Problem - Turn 8
14.54.07	111 Smith	Ride Through
14.54.32	65 Canducci	Out
14.58.08	111 Smith	BLACK FLAG
14.58.16	111 Smith	Disqualified
15.00.09		End Of Session

Start 14:30 End 15:00 The results are provisional until the end of the time limit for protests and appeals and the completion of the technical checks.

These data/results cannot be reproduced, stored and/or transmitted in whole or in part by any manner of electronic, mechanical, photocopying, recording, broadcasting or otherwise now known or herein after developed without the previous express consent by the copyright owner, except for reproduction in daily press and regular printed publications on sale to the public within 60 days of the event related to those data/results and always provided that copyright symbol appears together as follows below.

© DORNA WSBK ORGANIZATION Srl 2017

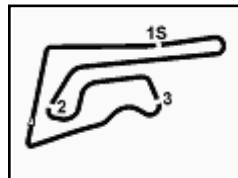
FIKR PERUGIA TIMING



Official Tyre Supplier



Official Timekeeper



Buriram 4.554 m

1 / 3

Thai Round, 10-11-12 March 2017

World Supersport - Lap Chart Race

	Lap																
	1	2	3	4	5	6	7	8	9	10	11	12	13	14	15	16	17
1	16	39	16	16	16	16	16	16	16	16	64	64	64	24	64	64	64
2	39	16	11	11	64	64	64	64	64	64	24	24	24	64	24	24	111
3	64	111	64	64	24	24	24	24	24	66	66	111	111	111	111	111	24
4	63	64	24	24	111	66	66	66	66	66	111	111	66	66	66	66	66
5	111	11	111	111	77	78	78	77	77	77	77	77	77	77	77	77	100
6	11	63	77	77	66	111	77	78	78	78	78	78	78	78	78	100	77
7	77	24	78	78	78	77	65	65	65	111	65	100	100	100	100	78	78
8	24	77	66	66	65	65	100	100	111	65	100	65	65	32	32	32	32
9	78	99	65	65	100	100	111	111	100	100	32	32	32	70	70	70	41
10	99	78	100	100	32	32	32	32	32	32	41	41	41	41	41	41	26
11	144	66	32	32	41	41	41	41	41	41	70	70	70	26	26	26	70
12	4	100	4	41	4	4	4	4	4	70	26	26	26	83	83	83	44
13	100	144	41	4	83	83	26	26	26	26	83	83	83	44	44	44	83
14	70	65	83	83	26	26	83	70	70	83	44	44	44	10	10	10	10
15	66	4	26	26	70	70	70	83	83	44	10	10	10	7	7	7	7
16	26	32	44	44	44	44	44	44	44	4	7	7	7				
17	32	26	70	70	10	10	10	10	10	10	10	16					
18	65	41	10	10	7	7	7	7	7	7							
19	83	83	7	7													
20	41	44	144														
21	44	70															
22	10	10															
23	7	7															

Final Result		
1	64 F. CARICASULO	Laps 17
2	24 D. KRAISART	0.793
3	66 N. TUULI	3.164
4	100 T. WAROKORN	7.564
5	77 K. RYDE	7.698
6	78 H. OKUBO	8.823
7	32 S. MORAIS	10.532
8	41 A. WAGNER	19.051
9	26 K. WATANABE	19.666
10	70 R. MULHAUSER	19.857
11	44 R. ROLFO	25.464
12	83 L. EPIS	25.634
13	10 N. CALERO	53.020
14	7 D. PIZZOLI	1'01.236
RET	65 M. CANDUCCI	4 Laps
RET	16 J. CLUZEL	6 Laps
RET	11 C. GAMARINO	13 Laps
RET	144 L. MAHIAS	14 Laps
RET	39 C. POLAMAI	15 Laps
RET	63 Z. KHAIRUDDIN	15 Laps
RET	99 P. JACOBSEN	15 Laps
DSQ	111 K. SMITH	0.234
DSQ	4 G. REA	7 Laps

12/03/2017

These data/results cannot be reproduced, stored and/or transmitted in whole or in part by any manner of electronic, mechanical, photocopying, recording, broadcasting or otherwise now known or herein after developed without the previous express consent by the copyright owner, except for reproduction in daily press and regular printed publications on sale to the public within 60 days of the event related to those data/results and always provided that copyright symbol appears together as follows below.

© DORNA WSBK ORGANIZATION Srl 2017

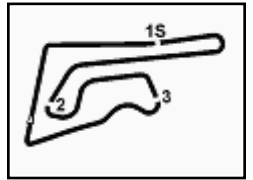
FCR PERUGIA TIMING



Official Tyre Supplier



Official Timekeeper



Thai Round, 10-11-12 March 2017

World Supersport - Lap Chart Race

2 / 3

Lap 1

1	16 J.Cluzel (FRA)	
2	39 C.Polamai (THA)	0.188
3	64 F.Caricasulo (ITA)	0.588
4	63 Z.Khairuddin (MAS)	0.845
5	111 K.Smith (GBR)	1.037
6	11 C.Gamarino (ITA)	1.437
7	77 K.Ryde (GBR)	1.641
8	24 D.Kraisart (THA)	1.708
9	78 H.Okubo (JPN)	2.041
10	99 P.Jacobsen (USA)	2.277
11	144 L.Mahias (FRA)	2.516
12	4 G.Rea (GBR)	2.735
13	100 T.Warokorn (THA)	2.904
14	70 R.Mulhauser (SUI)	3.185
15	66 N.Tuuli (FIN)	3.608
16	26 K.Watanabe (JPN)	3.609
17	32 S.Morais (RSA)	3.637
18	65 M.Canducci (ITA)	3.862
19	83 L.Epis (AUS)	4.357
20	41 A.Wagner (AUS)	4.376
21	44 R.Rolfo (ITA)	4.685
22	10 N.Calero (ESP)	5.608
23	7 D.Pizzoli (ITA)	5.866

2	11 C.Gamarino (ITA)	0.552
3	64 F.Caricasulo (ITA)	0.990
4	24 D.Kraisart (THA)	1.172
5	111 K.Smith (GBR)	1.578
6	77 K.Ryde (GBR)	2.057
7	78 H.Okubo (JPN)	2.507
8	66 N.Tuuli (FIN)	2.865
9	65 M.Canducci (ITA)	3.947
10	100 T.Warokorn (THA)	4.351
11	32 S.Morais (RSA)	6.384
12	41 A.Wagner (AUS)	6.658
13	4 G.Rea (GBR)	7.008
14	83 L.Epis (AUS)	7.369
15	26 K.Watanabe (JPN)	7.702
16	44 R.Rolfo (ITA)	8.186
17	70 R.Mulhauser (SUI)	8.669
18	10 N.Calero (ESP)	13.025
19	7 D.Pizzoli (ITA)	17.322

Lap 5

1	16 J.Cluzel (FRA)	
2	64 F.Caricasulo (ITA)	1.092
3	24 D.Kraisart (THA)	1.470
4	111 K.Smith (GBR)	2.219
5	77 K.Ryde (GBR)	2.639
6	66 N.Tuuli (FIN)	2.958
7	78 H.Okubo (JPN)	2.969
8	65 M.Canducci (ITA)	3.663
9	100 T.Warokorn (THA)	4.276
10	32 S.Morais (RSA)	6.652
11	41 A.Wagner (AUS)	7.535
12	4 G.Rea (GBR)	7.933
13	83 L.Epis (AUS)	8.197
14	26 K.Watanabe (JPN)	8.350
15	70 R.Mulhauser (SUI)	9.334
16	44 R.Rolfo (ITA)	9.631
17	10 N.Calero (ESP)	15.425
18	7 D.Pizzoli (ITA)	19.799

Lap 6

1	16 J.Cluzel (FRA)	
2	64 F.Caricasulo (ITA)	0.978
3	24 D.Kraisart (THA)	1.901
4	66 N.Tuuli (FIN)	3.190
5	78 H.Okubo (JPN)	3.509
6	111 K.Smith (GBR)	3.854
7	77 K.Ryde (GBR)	4.062
8	65 M.Canducci (ITA)	4.412
9	100 T.Warokorn (THA)	4.725
10	32 S.Morais (RSA)	7.465
11	41 A.Wagner (AUS)	8.670
12	4 G.Rea (GBR)	8.889
13	83 L.Epis (AUS)	9.364
14	26 K.Watanabe (JPN)	9.945
15	70 R.Mulhauser (SUI)	9.871
16	44 R.Rolfo (ITA)	11.252
17	10 N.Calero (ESP)	17.471
18	7 D.Pizzoli (ITA)	22.156

Lap 7

1	16 J.Cluzel (FRA)	
2	64 F.Caricasulo (ITA)	0.918
3	24 D.Kraisart (THA)	1.454
4	66 N.Tuuli (FIN)	3.162
5	78 H.Okubo (JPN)	3.730
6	77 K.Ryde (GBR)	3.985
7	65 M.Canducci (ITA)	4.267
8	100 T.Warokorn (THA)	4.466
9	111 K.Smith (GBR)	4.956
10	32 S.Morais (RSA)	7.821
11	41 A.Wagner (AUS)	9.533
12	4 G.Rea (GBR)	10.016
13	26 K.Watanabe (JPN)	10.201
14	83 L.Epis (AUS)	11.588
15	70 R.Mulhauser (SUI)	11.624

16	44 R.Rolfo (ITA)	12.270
17	10 N.Calero (ESP)	20.719
18	7 D.Pizzoli (ITA)	24.679

Lap 8

1	16 J.Cluzel (FRA)	
2	64 F.Caricasulo (ITA)	0.267
3	24 D.Kraisart (THA)	0.403
4	66 N.Tuuli (FIN)	2.300
5	77 K.Ryde (GBR)	3.152
6	78 H.Okubo (JPN)	3.425
7	65 M.Canducci (ITA)	3.925
8	100 T.Warokorn (THA)	4.025
9	111 K.Smith (GBR)	4.334
10	32 S.Morais (RSA)	7.331
11	41 A.Wagner (AUS)	9.425
12	4 G.Rea (GBR)	9.799
13	26 K.Watanabe (JPN)	10.338
14	70 R.Mulhauser (SUI)	11.061
15	83 L.Epis (AUS)	11.695
16	44 R.Rolfo (ITA)	12.989
17	10 N.Calero (ESP)	21.965
18	7 D.Pizzoli (ITA)	26.366

Lap 9

1	16 J.Cluzel (FRA)	
2	64 F.Caricasulo (ITA)	0.185
3	24 D.Kraisart (THA)	0.373
4	66 N.Tuuli (FIN)	2.319
5	77 K.Ryde (GBR)	3.610
6	78 H.Okubo (JPN)	3.883
7	65 M.Canducci (ITA)	4.744
8	111 K.Smith (GBR)	4.876
9	100 T.Warokorn (THA)	5.174
10	32 S.Morais (RSA)	7.876
11	41 A.Wagner (AUS)	10.637
12	4 G.Rea (GBR)	10.951
13	26 K.Watanabe (JPN)	11.372
14	70 R.Mulhauser (SUI)	11.737
15	83 L.Epis (AUS)	13.277
16	44 R.Rolfo (ITA)	14.413
17	10 N.Calero (ESP)	24.501
18	7 D.Pizzoli (ITA)	31.796

Lap 10

1	16 J.Cluzel (FRA)	
2	64 F.Caricasulo (ITA)	0.196
3	24 D.Kraisart (THA)	0.363
4	66 N.Tuuli (FIN)	2.527
5	77 K.Ryde (GBR)	4.027
6	78 H.Okubo (JPN)	4.208
7	111 K.Smith (GBR)	4.381
8	65 M.Canducci (ITA)	5.196
9	100 T.Warokorn (THA)	5.442
10	32 S.Morais (RSA)	8.091
11	41 A.Wagner (AUS)	11.398
12	70 R.Mulhauser (SUI)	12.439
13	26 K.Watanabe (JPN)	12.694
14	83 L.Epis (AUS)	14.420
15	44 R.Rolfo (ITA)	15.502
16	4 G.Rea (GBR)	26.197
17	10 N.Calero (ESP)	27.776
18	7 D.Pizzoli (ITA)	34.664

Lap 11

1	64 F.Caricasulo (ITA)	
2	24 D.Kraisart (THA)	0.361
3	66 N.Tuuli (FIN)	2.856
4	111 K.Smith (GBR)	3.876
5	77 K.Ryde (GBR)	4.509
6	78 H.Okubo (JPN)	5.050
7	65 M.Canducci (ITA)	5.212
8	100 T.Warokorn (THA)	5.341
9	32 S.Morais (RSA)	8.404

Lap 12

1	64 F.Caricasulo (ITA)	
2	24 D.Kraisart (THA)	0.199
3	66 N.Tuuli (FIN)	2.766
4	111 K.Smith (GBR)	3.382
5	77 K.Ryde (GBR)	4.875
6	78 H.Okubo (JPN)	5.366
7	100 T.Warokorn (THA)	5.889
8	65 M.Canducci (ITA)	6.437
9	32 S.Morais (RSA)	8.618
10	41 A.Wagner (AUS)	13.803
11	70 R.Mulhauser (SUI)	14.625
12	26 K.Watanabe (JPN)	14.683
13	83 L.Epis (AUS)	17.035
14	44 R.Rolfo (ITA)	17.808
15	10 N.Calero (ESP)	34.121
16	7 D.Pizzoli (ITA)	42.812

Lap 13

1	64 F.Caricasulo (ITA)	
2	24 D.Kraisart (THA)	0.511
3	111 K.Smith (GBR)	2.886
4	66 N.Tuuli (FIN)	2.928
5	77 K.Ryde (GBR)	5.444
6	78 H.Okubo (JPN)	5.877
7	100 T.Warokorn (THA)	6.117
8	65 M.Canducci (ITA)	6.814
9	32 S.Morais (RSA)	8.731
10	41 A.Wagner (AUS)	15.025
11	70 R.Mulhauser (SUI)	15.709
12	26 K.Watanabe (JPN)	16.030
13	83 L.Epis (AUS)	18.993
14	44 R.Rolfo (ITA)	19.469
15	10 N.Calero (ESP)	37.937
16	7 D.Pizzoli (ITA)	47.488

Lap 14

1	24 D.Kraisart (THA)	
2	64 F.Caricasulo (ITA)	0.015
3	111 K.Smith (GBR)	1.982
4	66 N.Tuuli (FIN)	2.450
5	77 K.Ryde (GBR)	5.756
6	78 H.Okubo (JPN)	5.941
7	100 T.Warokorn (THA)	6.067
8	32 S.Morais (RSA)	9.085
9	70 R.Mulhauser (SUI)	16.113
10	41 A.Wagner (AUS)	16.289
11	26 K.Watanabe (JPN)	16.823
12	83 L.Epis (AUS)	20.169
13	44 R.Rolfo (ITA)	20.655
14	10 N.Calero (ESP)	40.805
15	7 D.Pizzoli (ITA)	50.978

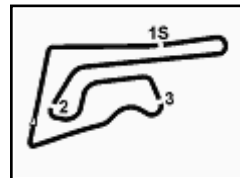
Lap 15

1	64 F.Caricasulo (ITA)	
2	24 D.Kraisart (THA)	0.167
3	111 K.Smith (GBR)	1.142
4	66 N.Tuuli (FIN)	2.541
5	77 K.Ryde (GBR)	6.161
6	78 H.Okubo (JPN)	6.397
7	100 T.Warokorn (THA)	6.514
8	32 S.Morais (RSA)	9.169
9	70 R.Mulhauser (SUI)	16.876
10	41 A.Wagner (AUS)	17.002
11	26 K.Watanabe (JPN)	17.478

12/03/2017

These data/results cannot be reproduced, stored and/or transmitted in whole or in part by any manner of electronic, mechanical, photocopying, recording, broadcasting or otherwise now known or herein after developed without the previous express consent by the copyright owner, except for reproduction in daily press and regular printed publications on sale to the public within 60 days of the event related to those data/results and always provided that copyright symbol appears together as follows below.

© DORNA WSBK ORGANIZATION Srl 2017



Buriram 4.554 m

3 / 3

12	83 L.Epis (AUS)	21.629
13	44 R.Rolfo (ITA)	21.971
14	10 N.Calero (ESP)	44.422
15	7 D.Pizzoli (ITA)	53.808

Lap 16

1	64 F.Caricasulo (ITA)	
2	24 D.Kraisart (THA)	0.416
3	111 K.Smith (GBR)	0.526
4	66 N.Tuuli (FIN)	2.889
5	77 K.Ryde (GBR)	6.940
6	100 T.Warokorn (THA)	7.128
7	78 H.Okubo (JPN)	7.318
8	32 S.Morais (RSA)	10.047
9	70 R.Mulhauser (SUI)	17.848
10	41 A.Wagner (AUS)	18.126
11	26 K.Watanabe (JPN)	18.422
12	83 L.Epis (AUS)	23.552
13	44 R.Rolfo (ITA)	23.813
14	10 N.Calero (ESP)	48.986
15	7 D.Pizzoli (ITA)	57.114

Lap 17

1	64 F.Caricasulo (ITA)	
2	111 K.Smith (GBR)	0.234
3	24 D.Kraisart (THA)	0.793
4	66 N.Tuuli (FIN)	3.164
5	100 T.Warokorn (THA)	7.564
6	77 K.Ryde (GBR)	7.698
7	78 H.Okubo (JPN)	8.823
8	32 S.Morais (RSA)	10.532
9	41 A.Wagner (AUS)	19.051
10	26 K.Watanabe (JPN)	19.666
11	70 R.Mulhauser (SUI)	19.857
12	44 R.Rolfo (ITA)	25.464
13	83 L.Epis (AUS)	25.634
14	10 N.Calero (ESP)	53.020
15	7 D.Pizzoli (ITA)	1'01.236

12/03/2017

These data/results cannot be reproduced, stored and/or transmitted in whole or in part by any manner of electronic, mechanical, photocopying, recording, broadcasting or otherwise now known or herein after developed without the previous express consent by the copyright owner, except for reproduction in daily press and regular printed publications on sale to the public within 60 days of the event related to those data/results and always provided that copyright symbol appears together as follows below.

© DORNA WSBK ORGANIZATION Srl 2017

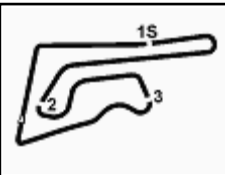
FICR PERUGIA TIMING



Official Tyre Supplier



Official Timekeeper



Thai Round, 10-11-12 March 2017

World Supersport - Best Sector & Speed Race

RESULTS

1	64 F. CARICASULO	Yamaha YZF R6	Laps 17
2	24 D. KRAISART	Yamaha YZF R6	0.793
3	66 N. TUULI	Yamaha YZF R6	3.164
4	100 T. WAROKORN	Kawasaki ZX-6R	7.564
5	77 K. RYDE	Kawasaki ZX-6R	7.698
6	78 H. OKUBO	Honda CBR600RR	8.823
7	32 S. MORAIS	Yamaha YZF R6	10.532
8	41 A. WAGNER	Honda CBR600RR	19.051
9	26 K. WATANABE	Kawasaki ZX-6R	19.666
10	70 R. MULHAUSER	Honda CBR600RR	19.857
11	44 R. ROLFO	MV Agusta F3 675	25.464
12	83 L. EPIS	Kawasaki ZX-6R	25.634
13	10 N. CALERO	Kawasaki ZX-6R	53.020
14	7 D. PIZZOLI	MV Agusta F3 675	1'01.236
RET	65 M. CANDUCCI	Kawasaki ZX-6R	4 Laps
RET	16 J. CLUZEL	Honda CBR600RR	6 Laps
RET	11 C. GAMARINO	Honda CBR600RR	13 Laps
RET	144 L. MAHIAS	Yamaha YZF R6	14 Laps
RET	39 C. POLAMAI	Yamaha YZF R6	15 Laps
RET	63 Z. KHAIRUDDIN	Kawasaki ZX-6R	15 Laps
RET	99 P. JACOBSEN	MV Agusta F3 675	15 Laps
DSQ	111 K. SMITH	Honda CBR600RR	0.234
DSQ	4 G. REA	Kawasaki ZX-6R	7 Laps

SPEED

1	66 N. TUULI	Yamaha YZF R6	268.7
2	99 P. JACOBSEN	MV Agusta F3 675	267.3
3	65 M. CANDUCCI	Kawasaki ZX-6R	267.3
4	11 C. GAMARINO	Honda CBR600RR	266.7
5	77 K. RYDE	Kawasaki ZX-6R	265.4
6	100 T. WAROKORN	Kawasaki ZX-6R	264.7
7	24 D. KRAISART	Yamaha YZF R6	264.1
8	7 D. PIZZOLI	MV Agusta F3 675	264.1
9	64 F. CARICASULO	Yamaha YZF R6	264.1
10	111 K. SMITH	Honda CBR600RR	264.1
11	70 R. MULHAUSER	Honda CBR600RR	264.1
12	78 H. OKUBO	Honda CBR600RR	263.4
13	83 L. EPIS	Kawasaki ZX-6R	263.4
14	26 K. WATANABE	Kawasaki ZX-6R	263.4
15	32 S. MORAIS	Yamaha YZF R6	263.4
16	16 J. CLUZEL	Honda CBR600RR	262.8
17	41 A. WAGNER	Honda CBR600RR	262.1
18	44 R. ROLFO	MV Agusta F3 675	260.9
19	4 G. REA	Kawasaki ZX-6R	260.9
20	10 N. CALERO	Kawasaki ZX-6R	260.2
21	63 Z. KHAIRUDDIN	Kawasaki ZX-6R	258.4
22	39 C. POLAMAI	Yamaha YZF R6	257.8
23	144 L. MAHIAS	Yamaha YZF R6	255.3

SEG. 1

1	99 P. JACOBSEN	21.220
2	100 T. WAROKORN	21.293
3	65 M. CANDUCCI	21.310
4	78 H. OKUBO	21.312
5	11 C. GAMARINO	21.313
6	111 K. SMITH	21.315
7	16 J. CLUZEL	21.325
8	77 K. RYDE	21.342
9	66 N. TUULI	21.354
10	24 D. KRAISART	21.355
11	39 C. POLAMAI	21.383
12	64 F. CARICASULO	21.411
13	70 R. MULHAUSER	21.425
14	32 S. MORAIS	21.449
15	41 A. WAGNER	21.451
16	83 L. EPIS	21.568
17	26 K. WATANABE	21.597
18	63 Z. KHAIRUDDIN	21.618
19	4 G. REA	21.663
20	7 D. PIZZOLI	21.690
21	44 R. ROLFO	21.691
22	144 L. MAHIAS	21.788
23	10 N. CALERO	21.852

SEG. 2

1	111 K. SMITH	28.688
2	11 C. GAMARINO	28.826
3	16 J. CLUZEL	28.827
4	66 N. TUULI	28.866
5	77 K. RYDE	28.903
6	24 D. KRAISART	28.904
7	64 F. CARICASULO	28.917
8	100 T. WAROKORN	28.941
9	65 M. CANDUCCI	28.960
10	39 C. POLAMAI	28.962
11	78 H. OKUBO	28.977
12	32 S. MORAIS	28.994
13	99 P. JACOBSEN	29.025
14	83 L. EPIS	29.126
15	70 R. MULHAUSER	29.136
16	41 A. WAGNER	29.147
17	4 G. REA	29.225
18	26 K. WATANABE	29.251
19	44 R. ROLFO	29.260
20	10 N. CALERO	29.410
21	63 Z. KHAIRUDDIN	29.411
22	144 L. MAHIAS	29.598
23	7 D. PIZZOLI	29.824

SEG. 3

1	111 K. SMITH	22.096
2	24 D. KRAISART	22.134
3	11 C. GAMARINO	22.149
4	63 Z. KHAIRUDDIN	22.153
5	64 F. CARICASULO	22.185
6	66 N. TUULI	22.224
7	78 H. OKUBO	22.236
8	26 K. WATANABE	22.259
9	65 M. CANDUCCI	22.264
10	16 J. CLUZEL	22.276
11	100 T. WAROKORN	22.282
12	39 C. POLAMAI	22.283
13	32 S. MORAIS	22.320
14	99 P. JACOBSEN	22.358
15	70 R. MULHAUSER	22.365
16	4 G. REA	22.389
17	41 A. WAGNER	22.404
18	77 K. RYDE	22.416
19	83 L. EPIS	22.504
20	44 R. ROLFO	22.552
21	144 L. MAHIAS	22.624
22	10 N. CALERO	22.740
23	7 D. PIZZOLI	22.848

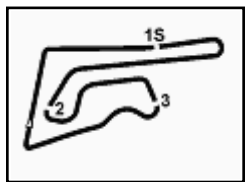
SEG. 4

1	111 K. SMITH	26.130
2	24 D. KRAISART	26.173
3	64 F. CARICASULO	26.182
4	11 C. GAMARINO	26.185
5	66 N. TUULI	26.303
6	77 K. RYDE	26.328
7	100 T. WAROKORN	26.331
8	39 C. POLAMAI	26.335
9	63 Z. KHAIRUDDIN	26.344
10	65 M. CANDUCCI	26.363
11	16 J. CLUZEL	26.385
12	70 R. MULHAUSER	26.408
13	99 P. JACOBSEN	26.435
14	32 S. MORAIS	26.445
15	78 H. OKUBO	26.452
16	44 R. ROLFO	26.494
17	4 G. REA	26.525
18	83 L. EPIS	26.569
19	26 K. WATANABE	26.580
20	41 A. WAGNER	26.619
21	144 L. MAHIAS	26.716
22	7 D. PIZZOLI	26.716
23	10 N. CALERO	26.750

12/03/2017

These data/results cannot be reproduced, stored and/or transmitted in whole or in part by any manner of electronic, mechanical, photocopying, recording, broadcasting or otherwise now known or herein after developed without the previous express consent by the copyright owner, except for reproduction in daily press and regular printed publications on sale to the public within 60 days of the event related to those data/results and always provided that copyright symbol appears together as follows below.

© DORNA WSBK ORGANIZATION Srl 2017



Buriram 4.554 m

1 / 3

Thai Round, 10-11-12 March 2017 World Supersport - Chronological Analysis Race

Start at 14:30'39.894

64 F. CARICASULO (1'39.072)

Lap	Seq. 1	Seq. 2	Seq. 3	Seq. 4	Lap Time	km/h	Local Time
1	23.394	29.377	22.365	26.389	1'41.525	259.0	14:32'21.419
2	21.481	29.016	22.211	26.720	1'39.428	260.9	14:34'00.847
3	21.489	29.089	22.498	26.573	1'39.649	264.1	14:35'40.496
4	21.510	29.188	22.205	26.358	1'39.261	261.5	14:37'19.757
5	21.519	29.107	22.270	26.538	1'39.434	264.1	14:38'59.191
6	21.501	29.064	22.185	26.396	1'39.146	262.1	14:40'38.337
7	21.568	29.128	22.354	26.374	1'39.424	260.2	14:42'17.761
8	21.521	29.022	22.354	26.661	1'39.558	259.0	14:43'57.319
9	21.411	28.961	22.240	26.512	1'39.124	262.8	14:45'36.443
10	21.527	29.147	22.342	26.517	1'39.533	262.1	14:47'15.976
11	21.473	28.934	22.291	26.374	1'39.072	262.1	14:48'55.048
12	21.484	29.126	22.278	26.357	1'39.245	258.4	14:50'34.293
13	21.548	29.149	22.292	26.322	1'39.311	257.8	14:52'13.804
14	21.516	29.050	22.543	26.633	1'39.742	258.4	14:53'53.366
15	21.716	28.917	22.527	26.332	1'39.492	257.8	14:55'32.838
16	21.661	28.970	22.404	26.182	1'39.217	260.2	14:57'12.055
17	21.553	29.029	22.452	26.538	1'39.572	257.8	14:58'51.627

24 D. KRAISART (1'39.037)

Lap	Seq. 1	Seq. 2	Seq. 3	Seq. 4	Lap Time	km/h	Local Time
1	23.469	29.728	23.206	26.242	1'42.645	253.5	14:32'22.539
2	21.419	29.091	22.505	26.173	1'39.188	262.8	14:34'01.727
3	21.628	28.904	22.142	26.427	1'39.101	257.1	14:35'40.828
4	21.420	29.166	22.134	26.391	1'39.111	260.9	14:37'19.939
5	21.398	29.266	22.191	26.775	1'39.630	263.4	14:38'59.569
6	21.617	28.972	22.587	26.515	1'39.691	259.0	14:40'39.260
7	21.574	29.044	22.148	26.271	1'39.037	257.8	14:42'18.297
8	21.498	28.912	22.228	26.520	1'39.158	258.4	14:43'57.455
9	21.364	29.037	22.270	26.505	1'39.176	261.5	14:45'36.631
10	21.449	29.121	22.411	26.531	1'39.512	264.1	14:47'16.143
11	21.355	29.126	22.329	26.456	1'39.266	263.4	14:48'55.409
12	21.461	29.025	22.226	26.371	1'39.083	259.6	14:50'34.492
13	21.407	29.282	22.583	26.351	1'39.623	258.4	14:52'14.115
14	21.497	28.954	22.286	26.479	1'39.216	257.8	14:53'53.331
15	21.764	29.086	22.471	26.353	1'39.674	255.3	14:55'33.005
16	21.545	29.069	22.433	26.419	1'39.466	259.0	14:57'12.471
17	21.574	29.304	22.545	26.526	1'39.949	256.5	14:58'52.420

66 N. TUULI (1'38.841)

Lap	Seq. 1	Seq. 2	Seq. 3	Seq. 4	Lap Time	km/h	Local Time
1	24.846	30.073	22.923	26.703	1'44.545	254.1	14:32'24.439
2	21.375	29.335	22.347	26.403	1'39.460	262.1	14:34'03.899
3	21.473	28.866	22.224	26.329	1'38.892	260.2	14:35'42.791
4	21.354	28.898	22.285	26.304	1'38.841	261.5	14:37'21.632
5	21.437	29.081	22.237	26.670	1'39.425	262.8	14:39'01.057
6	21.552	29.212	22.394	26.334	1'39.492	268.7	14:40'40.549
7	21.612	29.060	22.429	26.355	1'39.456	256.5	14:42'20.005
8	21.462	29.009	22.450	26.426	1'39.347	256.5	14:43'59.352
9	21.423	29.209	22.290	26.303	1'39.225	260.2	14:45'38.577
10	21.458	29.383	22.438	26.451	1'39.730	259.6	14:47'18.307
11	21.508	29.164	22.485	26.440	1'39.597	259.6	14:48'57.904
12	21.421	29.019	22.363	26.352	1'39.155	259.0	14:50'37.059
13	21.532	29.169	22.284	26.488	1'39.473	257.8	14:52'16.532
14	21.554	29.014	22.298	26.383	1'39.249	257.8	14:53'55.781
15	21.564	29.132	22.427	26.475	1'39.598	261.5	14:55'35.379
16	21.591	29.228	22.425	26.321	1'39.565	257.8	14:57'14.944
17	21.601	29.270	22.503	26.473	1'39.847	255.9	14:58'54.791

100 T. WAROKORN (1'39.167)

Lap	Seq. 1	Seq. 2	Seq. 3	Seq. 4	Lap Time	km/h	Local Time
1	24.271	29.730	23.062	26.778	1'43.841	264.7	14:32'23.735
2	21.866	29.334	22.727	26.471	1'40.398	253.5	14:34'04.133
3	21.367	29.059	22.282	26.900	1'39.608	264.1	14:35'43.741
4	21.508	28.941	22.366	26.562	1'39.377	264.1	14:37'23.118
5	21.415	29.059	22.329	26.454	1'39.257	264.1	14:39'02.375
6	21.568	29.090	22.570	26.481	1'39.709	263.4	14:40'42.084
7	21.464	29.027	22.403	26.331	1'39.225	263.4	14:42'21.309
8	21.436	29.087	22.569	26.676	1'39.768	264.1	14:44'01.077
9	21.767	29.317	22.724	26.547	1'40.355	261.5	14:45'41.432
10	21.420	29.181	22.561	26.628	1'39.790	262.1	14:47'21.222
11	21.293	29.095	22.365	26.414	1'39.167	262.8	14:49'00.389

12	21.574	29.122	22.417	26.680	1'39.793	264.1	14:50'40.182
13	21.473	29.242	22.349	26.475	1'39.539	261.5	14:52'19.721
14	21.445	29.081	22.593	26.558	1'39.677	262.8	14:53'59.398
15	21.377	29.230	22.653	26.694	1'39.954	263.4	14:55'39.352
16	21.548	29.066	22.649	26.568	1'39.831	263.4	14:57'19.183
17	21.595	29.167	22.577	26.669	1'40.008	262.1	14:58'59.191

77 K. RYDE (1'39.337)

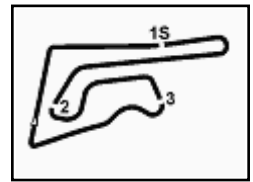
Lap	Seq. 1	Seq. 2	Seq. 3	Seq. 4	Lap Time	km/h	Local Time
1	23.787	29.344	22.953	26.494	1'42.578	262.8	14:32'22.472
2	21.468	28.903	22.497	26.579	1'39.447	261.5	14:34'01.919
3	21.428	29.030	22.545	26.334	1'39.337	264.1	14:35'41.256
4	21.656	28.966	22.618	26.328	1'39.568	261.5	14:37'20.824
5	21.484	29.164	22.720	26.546	1'39.914	262.8	14:39'00.738
6	21.822	29.622	22.677	26.562	1'40.683	260.2	14:40'41.421
7	21.410	29.044	22.541	26.412	1'39.407	265.4	14:42'20.828
8	21.342	29.149	22.502	26.383	1'39.376	262.1	14:44'00.204
9	21.530	28.928	22.712	26.494	1'39.664	260.9	14:45'39.868
10	21.484	29.059	22.903	26.493	1'39.939	260.9	14:47'19.807
11	21.668	29.227	22.416	26.439	1'39.750	255.9	14:48'59.557
12	21.445	29.132	22.561	26.473	1'39.611	262.1	14:50'39.168
13	21.507	29.184	22.659	26.530	1'39.880	260.2	14:52'19.048
14	21.617	29.170	22.736	26.516	1'40.039	257.8	14:53'59.087
15	21.528	29.028	22.729	26.627	1'39.912	260.9	14:55'38.999
16	21.585	29.218	22.675	26.518	1'39.996	257.1	14:57'18.995
17	21.682	29.241	22.821	26.586	1'40.330	256.5	14:58'59.325

78 H. OKUBO (1'39.295)

Lap	Seq. 1	Seq. 2	Seq. 3	Seq. 4	Lap Time	km/h	Local Time
1	23.464	29.834	23.199	26.481	1'42.978	254.7	14:32'22.872
2	21.329	29.362	22.425	26.553	1'39.669	262.8	14:34'02.541
3	21.383	29.096	22.236	26.580	1'39.295	263.4	14:35'41.836
4	21.425	29.223	22.320	26.470	1'39.438	262.8	14:37'21.274
5	21.357	29.160	22.505	26.772	1'39.794	262.1	14:39'01.068
6	21.502	29.242	22.604	26.452	1'39.800	262.1	14:40'40.868
7	21.507	29.155	22.569	26.474	1'39.705	259.6	14:42'20.573
8	21.419	29.492	22.498	26.495	1'39.904	257.8	14:44'00.477
9	21.312	29.196	22.540	26.616	1'39.664	261.5	14:45'40.141
10	21.364	29.115	22.561	26.807	1'39.847	259.6	14:47'19.988
11	21.494	29.481	22.403	26.732	1'40.110	253.5	14:49'00.098
12	21.564	28.977	22.323	26.697	1'39.561	260.2	14:50'39.659
13	21.378	29.228	22.546	26.670	1'39.822	261.5	14:52'19.481
14	21.380	29.178	22.694	26.539	1'39.791	260.2	14:53'59.272
15	21.394	29.235	22.624	26.710	1'39.963	262.1	14:55'39.235
16	21.390	29.348	22.803	26.597	1'40.138	259.0	14:57'19.373
17	22.458	29.283	22.476	26.880	1'41.077	255.3	14:59'00.450

32 S. MORAIS (1'39.424)

Lap	Seq. 1	Seq. 2	Seq. 3	Seq. 4	Lap Time	km/h	Local Time
1	23.565	30.049	23.796	27.164	1'44.574	261.5	14:32'24.468
2	21.657	29.645	22.523	26.675	1'40.500	263.4	14:34'04.968
3	21.675	29.187	22.647	26.599	1'40.108	258.4	14:35'45.076
4	21.507	29.399	22.618	26.551	1'40.075	262.1	14:37'25.151
5	21.545	29.093	22.517	26.445	1'39.600	262.1	14:39'04.751
6	21.667	29.119	22.527	26.760	1'40.073	260.2	14:40'44.824
7	21.624	29.180	22.495	26.541	1'39.840	259.0	14:42'24.664



Buriram 4.554 m

Thai Round, 10-11-12 March 2017

World Supersport - Chronological Analysis Race

2 / 3

Start at 14:30'39.894

Lap	Seq. 1	Seq. 2	Seq. 3	Seq. 4	Lap Time	km/h	Local Time
6	21.713	29.426	22.404	26.852	1'40.395	258.4	14:40'46.029
7	21.779	29.497	22.452	26.619	1'40.347	254.7	14:42'26.376
8	21.707	29.147	22.507	26.740	1'40.101	253.5	14:44'06.477
9	21.649	29.383	22.598	26.788	1'40.418	255.9	14:45'46.895
10	21.642	29.381	22.549	26.711	1'40.283	255.3	14:47'27.178
11	21.683	29.326	22.543	26.706	1'40.258	255.3	14:49'07.436
12	21.672	29.479	22.697	26.812	1'40.660	254.7	14:50'48.096
13	21.761	29.513	22.551	26.708	1'40.533	254.1	14:52'28.629
14	21.769	29.425	22.801	26.996	1'40.991	252.3	14:54'09.620
15	21.662	29.359	22.507	26.692	1'40.220	259.0	14:55'49.840
16	21.695	29.402	22.620	26.624	1'40.341	257.8	14:57'30.181
17	21.549	29.242	22.849	26.857	1'40.497	258.4	14:59'10.678

26 K. WATANABE (1'39.980)							
Lap	Seq. 1	Seq. 2	Seq. 3	Seq. 4	Lap Time	km/h	Local Time
1	24.825	29.720	23.067	26.934	1'44.546	259.0	14:32'24.440
2	22.000	29.588	22.511	26.589	1'40.688	261.5	14:34'05.128
3	21.878	29.950	22.721	26.580	1'41.129	250.6	14:35'46.257
4	21.610	29.351	22.470	26.781	1'40.212	262.1	14:37'26.469
5	21.757	29.251	22.259	26.713	1'39.980	261.5	14:39'06.449
6	21.768	29.607	22.386	26.584	1'40.345	263.4	14:40'46.794
7	21.827	29.368	22.396	26.659	1'40.250	256.5	14:42'27.044
8	21.696	29.529	22.411	26.710	1'40.346	258.4	14:44'07.390
9	21.738	29.376	22.423	26.703	1'40.240	257.1	14:45'47.630
10	21.716	29.536	22.682	26.910	1'40.844	255.9	14:47'28.474
11	21.597	29.336	22.338	26.753	1'40.024	259.6	14:49'08.498
12	21.697	29.508	22.510	26.763	1'40.478	257.8	14:50'48.976
13	21.910	29.624	22.412	26.712	1'40.658	261.5	14:52'29.634
14	21.729	29.587	22.568	26.636	1'40.520	257.1	14:54'10.154
15	21.696	29.389	22.432	26.645	1'40.162	259.0	14:55'50.316
16	21.720	29.441	22.390	26.610	1'40.161	259.0	14:57'30.477
17	21.616	29.512	22.793	26.895	1'40.816	259.0	14:59'11.293

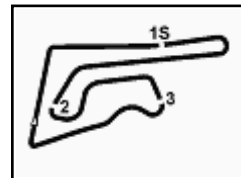
70 R. MULHAUSER (1'39.646)							
Lap	Seq. 1	Seq. 2	Seq. 3	Seq. 4	Lap Time	km/h	Local Time
1	24.313	29.900	22.978	26.931	1'44.122	256.5	14:32'24.016
2	21.593	32.491	23.156	26.408	1'43.648	252.3	14:34'07.664
3	21.546	29.172	22.549	26.622	1'39.889	261.5	14:35'47.553
4	21.544	29.236	22.540	26.563	1'39.883	263.4	14:37'27.433
5	21.425	29.259	22.625	26.688	1'39.997	264.1	14:39'07.436
6	21.588	29.178	22.497	26.534	1'39.797	262.1	14:40'47.230
7	21.532	30.097	22.502	27.106	1'41.237	243.8	14:42'28.467
8	21.605	29.136	22.365	26.540	1'39.646	257.8	14:44'08.113
9	21.689	29.182	22.416	26.595	1'39.882	260.9	14:45'47.995
10	21.504	29.198	22.696	26.826	1'40.224	262.1	14:47'28.219
11	21.458	29.283	22.519	26.557	1'39.817	259.0	14:49'08.036
12	21.510	29.408	22.514	27.450	1'40.882	260.2	14:50'48.918
13	21.793	29.297	22.698	26.607	1'40.395	258.4	14:52'29.313
14	21.553	29.338	22.613	26.627	1'40.131	255.9	14:54'09.444
15	21.663	29.334	22.569	26.704	1'40.270	257.1	14:55'49.714
16	21.794	29.259	22.615	26.521	1'40.189	256.5	14:57'29.903
17	21.690	29.339	23.348	27.204	1'41.581	255.3	14:59'11.484

44 R. ROLFO (1'40.244)							
Lap	Seq. 1	Seq. 2	Seq. 3	Seq. 4	Lap Time	km/h	Local Time
1	25.555	30.580	22.697	26.790	1'45.622	251.2	14:32'25.516
2	21.858	29.488	22.583	26.664	1'40.593	260.9	14:34'06.109
3	21.808	29.401	22.658	26.733	1'40.600	259.6	14:35'46.709
4	21.805	29.260	22.552	26.627	1'40.244	257.8	14:37'26.953
5	21.806	29.559	22.637	26.775	1'40.777	257.8	14:39'07.730
6	22.127	29.539	22.608	26.607	1'40.881	254.1	14:40'48.611
7	21.952	29.446	22.610	26.494	1'40.502	253.5	14:42'29.113
8	21.939	29.468	22.724	26.797	1'40.928	252.9	14:44'10.041
9	21.857	29.412	22.651	26.710	1'40.630	255.9	14:45'50.671
10	21.782	29.278	22.750	26.801	1'40.611	256.5	14:47'31.282
11	21.691	29.359	22.617	26.635	1'40.302	255.3	14:49'11.584
12	21.844	29.439	22.589	26.645	1'40.517	255.9	14:50'52.101
13	21.957	29.561	22.708	26.746	1'40.972	254.7	14:52'33.073
14	21.818	29.509	22.940	26.646	1'40.913	253.5	14:54'13.986
15	21.924	29.441	22.716	26.742	1'40.823	256.5	14:55'54.809
16	21.889	29.618	22.721	26.831	1'41.059	256.5	14:57'35.868
17	21.896	29.880	22.717	26.730	1'41.223	255.9	14:59'17.091

83 L. EPIS (1'40.126)							
Lap	Seq. 1	Seq. 2	Seq. 3	Seq. 4	Lap Time	km/h	Local Time
1	25.181	29.855	23.207	27.051	1'45.294	261.5	14:32'25.188
2	21.950	29.252	22.694	26.720	1'40.616	262.1	14:34'05.804
3	21.570	29.394	22.648	26.594	1'40.206	260.2	14:35'46.010
4	21.568	29.400	22.589	26.569	1'40.126	263.4	14:37'26.136
5	21.692	29.126	22.504	26.838	1'40.160	263.4	14:39'06.296
6	21.723	29.290	22.526	26.888	1'40.427	262.8	14:40'46.723
7	21.919	29.840	22.519	27.430	1'41.708	262.1	14:42'28.431
8	21.700	29.307	22.599	26.710	1'40.316	259.6	14:44'08.747
9	21.772	29.243	22.811	26.962	1'40.788	259.6	14:45'49.535
10	21.820	29.332	22.728	26.785	1'40.665	259.0	14:47'30.200
11	21.717	29.370	22.750	26.736	1'40.573	258.4	14:49'10.773
12	21.757	29.351	22.686	26.761	1'40.555	257.8	14:50'51.328
13	21.792	29.556	23.111	26.810	1'41.269	257.1	14:52'32.597
14	21.761	29.551	22.701	26.890	1'40.903	254.7	14:54'13.500
15	21.804	29.358	22.879	26.926	1'40.967	257.1	14:55'54.667
16	22.053	29.536	22.644	26.907	1'41.140	252.9	14:57'35.607
17	21.956	29.691	22.890	27.117	1'41.654	253.5	14:59'17.261

10 N. CALERO (1'40.948)							
Lap	Seq. 1	Seq. 2	Seq. 3	Seq. 4	Lap Time	km/h	Local Time
1	25.325	31.066	23.161	26.993	1'46.545	252.3	14:32'26.439
2	21.852	29.810	23.000	26.750	1'41.412	259.0	14:34'07.851
3	21.878	29.452	22.780	26.838	1'40.948	260.2	14:35'48.799
4	21.893	29.410	24.717	26.973	1'42.993	259.6	14:37'31.792
5	21.869	29.589	23.061	27.213	1'41.732	258.4	14:39'13.524
6	22.000	29.671	22.842	26.793	1'41.306	255.9	14:40'54.830
7	22.966	29.934	22.929	26.903	1'42.732	248.8	14:42'37.562
8	21.992	29.771	22.740	26.952	1'41.455	253.5	14:44'19.017
9	21.923	29.698	22.835	27.286	1'41.742	254.7	14:46'00.759
10	22.268	30.092	23.232	27.205	1'42.797	252.3	14:47'43.556
11	21.904	29.832	22.789	26.984	1'41.509	255.3	14:49'25.065
12	21.993	29.643	23.250	28.463	1'43.349	254.7	14:51'08.414
13	23.006	29.898	22.923	27.300	1'43.127	249.4	14:52'51.541
14	22.081	30.097	22.986	27.431	1'42.595	248.3	14:54'34.136
15	22.094	30.093	23.200	27.737	1'43.124	252.9	14:56'17.260
16	22.641	30.557	23.007	27.576	1'43.781	246.6	14:58'01.041
17	22.502	30.399	23.428	27.277	1'43.606	247.1	14:59'44.647

7 D. PIZZOLI (1'41.617)							
Lap	Seq. 1	Seq. 2	Seq. 3	Seq. 4	Lap Time	km/h	Local Time
1	25.105			26.716	1'46.803	261.5	14:32'26.697
2	21.690	30.052	23.124	26.778	1'41.644	264.1	14:34'08.341
3	21.851	32.329	23.246	28.403	1'45.829	263.4	14:35'54.170
4	22.165	29.928	22.897	26.929	1'41.919	258.4	14:37'36.089
5	21.927	29.824	23.080	26.978	1'41.809	259.0	14:39'17.898
6	22.001	29.849	22.912	26.855	1'41.617	257.8	14:40'59.515
7	21.982	30.158	22.945	26.922	1'42.007	255.9	14:42'41.522
8	21.987	29.956	22.848	27.105	1'41.896	255.9	14:44'23.418
9	21.848	32.463	23.171	27.154	1'44.636	256.5	14:46'08.054
10	21.903	30.341	23.083	27.063	1'42.390	257.1	14:47'50.444
11	21.949	32.374	22.931	27.265	1'44.519	255.3	14:49'34.963
12	21.910	30.164	22.941	27.107	1'42.142	257.8	14:51'17.105
13	23.671	29.965	22.990	27.361	1'43.987	251.7	14:53'01.092
14	22.010	30.001	23.106	28.100	1'43.217	255.9	14:54'44.309
15	22.132	30.045	22.966	27.194			



Buriram 4.554 m

3 / 3

Start at 14:30'39.894

12	21.515	29.173	22.412	27.370	1'40.470	264.7	14:50'40.730
13	21.599	29.217	22.392	26.480	1'39.688	262.8	14:52'20.418

7	21.709	29.777	22.429	26.696	1'40.611	255.9	14:42'26.859
8	21.666	29.231	22.389	26.706	1'39.992	256.5	14:44'06.851
9	21.713	29.389	22.564	26.692	1'40.358	258.4	14:45'47.209
10	21.663	29.580	22.806	40.719	1'54.768 P	259.0	14:47'41.977

16 J. CLUZEL (1'39.162)

Lap	Seq. 1	Seq. 2	Seq. 3	Seq. 4	Lap Time	km/h	Local Time
1	22.929	29.201	22.422	26.385	1'40.937	255.3	14:32'20.831
2	21.615	29.067	22.276	26.510	1'39.468	248.3	14:34'00.299
3	21.325	28.999	22.344	26.494	1'39.162	262.8	14:35'39.461
4	21.504	28.977	22.358	26.467	1'39.306	259.0	14:37'18.767
5	21.533	28.929	22.379	26.491	1'39.332	259.6	14:38'58.099
6	21.569	28.896	22.358	26.437	1'39.260	258.4	14:40'37.359
7	21.613	29.007	22.438	26.426	1'39.484	257.1	14:42'16.843
8	21.492	28.989	22.900	26.828	1'40.209	255.9	14:43'57.052
9	21.529	28.827	22.385	26.465	1'39.206	257.8	14:45'36.258
10	21.574	29.025	22.413	26.510	1'39.522	257.8	14:47'15.780
11	21.431	28.919	22.818	1'16.082	2'29.250 P	257.1	14:49'45.030

11 C. GAMARINO (1'38.721)

Lap	Seq. 1	Seq. 2	Seq. 3	Seq. 4	Lap Time	km/h	Local Time
1	23.423	29.921	22.845	26.185	1'42.374 P	254.7	14:32'22.268
2	21.313	28.879	22.149	26.380	1'38.721	263.4	14:34'00.989
3	21.412	28.826	22.243	26.498	1'38.979	266.7	14:35'39.968
4	21.410	29.096	22.355	26.490	1'39.351	259.6	14:37'19.319

144 L. MAHIAS (1'40.838)

Lap	Seq. 1	Seq. 2	Seq. 3	Seq. 4	Lap Time	km/h	Local Time
1	23.477	30.436	22.824	26.716	1'43.453	248.8	14:32'23.347
2	21.788	29.598	22.624	26.828	1'40.838	255.3	14:34'04.185
3	22.871	38.858	24.434	43.096	2'09.259 P	217.3	14:36'13.444

39 C. POLAMAI (1'39.044)

Lap	Seq. 1	Seq. 2	Seq. 3	Seq. 4	Lap Time	km/h	Local Time
1	23.245	29.122	22.423	26.335	1'41.125 P	257.8	14:32'21.019
2	21.383	28.962	22.283	26.416	1'39.044	255.9	14:34'00.063

63 Z. KHAIRUDDIN (1'39.526)

Lap	Seq. 1	Seq. 2	Seq. 3	Seq. 4	Lap Time	km/h	Local Time
1	23.365	29.554	22.387	26.476	1'41.782	254.7	14:32'21.676
2	21.618	29.411	22.153	26.344	1'39.526	258.4	14:34'01.202

99 P. JACOBSEN (1'39.038)

Lap	Seq. 1	Seq. 2	Seq. 3	Seq. 4	Lap Time	km/h	Local Time
1	23.851	29.868	22.871	26.624	1'43.214	259.0	14:32'23.108
2	21.220	29.025	22.358	26.435	1'39.038	267.3	14:34'02.146

111 K. SMITH (1'38.601)

Lap	Seq. 1	Seq. 2	Seq. 3	Seq. 4	Lap Time	km/h	Local Time
1	23.438	29.872	22.293	26.371	1'41.974	252.3	14:32'21.868
2	21.425	29.001	22.145	26.309	1'38.880	262.8	14:34'00.748
3	21.326	28.840			1'40.281	262.1	14:35'41.029
4	21.935	28.976	22.275	26.130	1'39.316	260.2	14:37'20.345
5	21.385	29.044	22.242	27.302	1'39.973	264.1	14:39'00.318
6	22.209	29.707	22.467	26.512	1'40.895	260.9	14:40'41.213
7	21.512	28.896	22.363	27.815	1'40.586	261.5	14:42'21.799
8	21.792	29.065	22.292	26.438	1'39.587	258.4	14:44'01.386
9	21.434	28.771	23.174	26.369	1'39.748	262.1	14:45'41.134
10	21.376	29.159	22.185	26.307	1'39.027	264.1	14:47'20.161
11	21.315	29.073	22.136	26.239	1'38.763	261.5	14:48'58.924
12	21.495	28.889	22.110	26.257	1'38.751	260.9	14:50'37.675
13	21.546	28.878	22.182	26.209	1'38.815	259.0	14:52'16.490
14	21.600	28.811	22.191	26.221	1'38.823	263.4	14:53'55.313
15	21.523	28.781	22.170	26.193	1'38.667	260.2	14:55'33.980
16	21.570	28.688	22.096	26.247	1'38.601	260.2	14:57'12.581
17	21.455	29.266	22.342	26.217	1'39.280	260.9	14:58'51.861

4 G. REA (1'39.992)

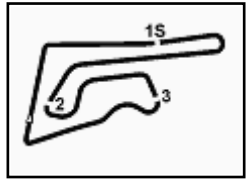
Lap	Seq. 1	Seq. 2	Seq. 3	Seq. 4	Lap Time	km/h	Local Time
1	23.805	30.012	23.101	26.754	1'43.672	259.0	14:32'23.566
2	22.038	29.538	22.778	26.896	1'41.250	252.9	14:34'04.816
3	21.834	29.498	22.549	26.743	1'40.624	256.5	14:35'45.440
4	21.690	29.652	22.468	26.525	1'40.335	257.8	14:37'25.775
5	21.768	29.225	22.464	26.800	1'40.257	260.9	14:39'06.032
6	21.731	29.357	22.428	26.700	1'40.216	259.0	14:40'46.248

12/03/2017

P = Pits In/Out - C = Lap-Time Cancelled

These data/results cannot be reproduced, stored and/or transmitted in whole or in part by any manner of electronic, mechanical, photocopying, recording, broadcasting or otherwise now known or herein after developed without the previous express consent by the copyright owner, except for reproduction in daily press and regular printed publications on sale to the public within 60 days of the event related to those data/results and always provided that copyright symbol appears together as follows below.

© DORNA WSBK ORGANIZATION Srl 2017

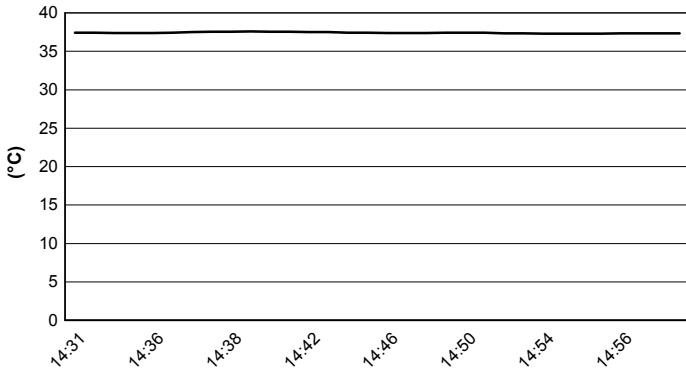


Buriram 4.554 m

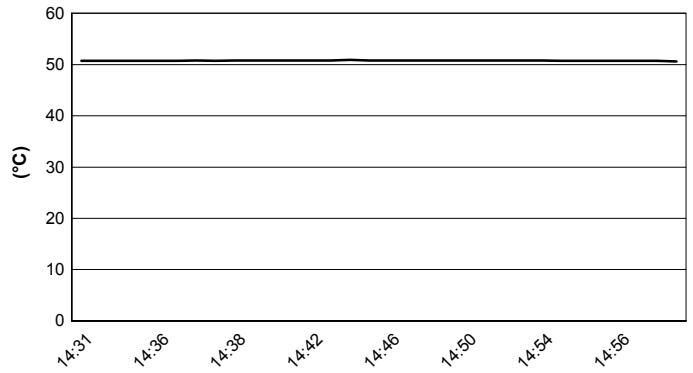
Thai Round, 10-11-12 March 2017
World Supersport - Weather Report Race

Session started 14:30 Session ended 15:00

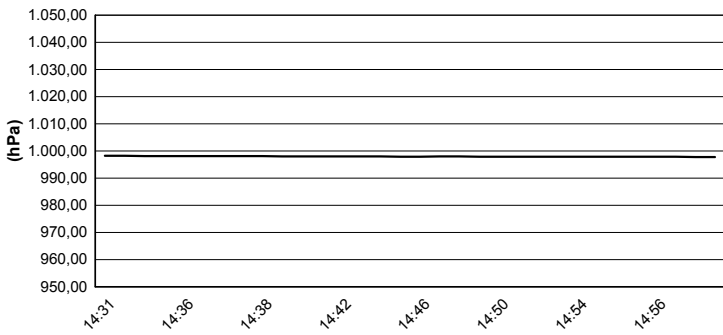
Air Temperature



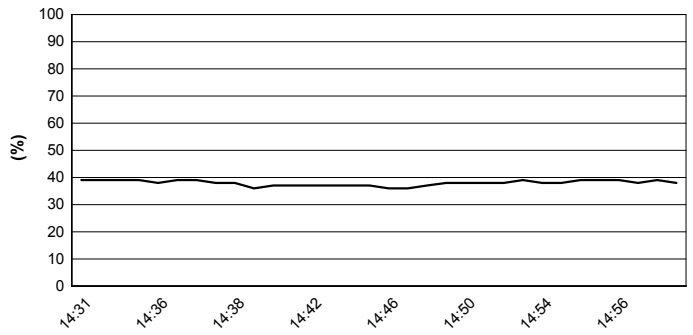
Track Temperature



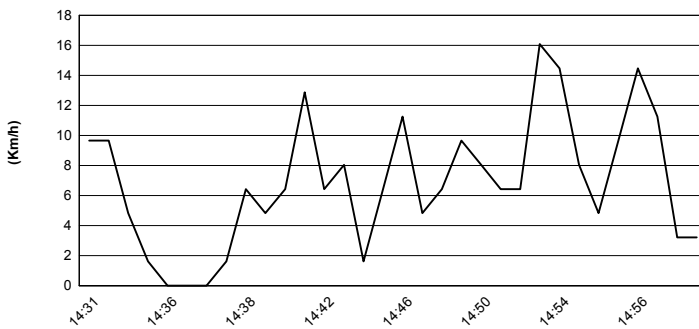
Air Pressure



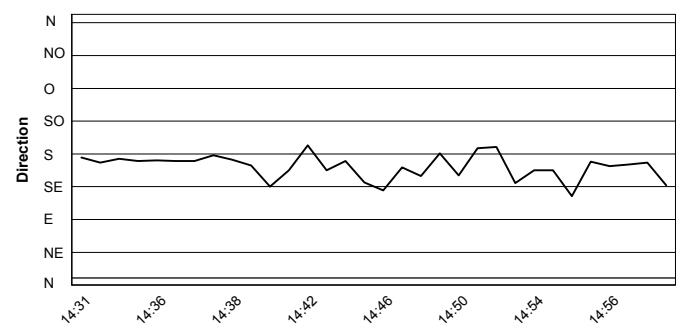
Humidity



Wind Speed



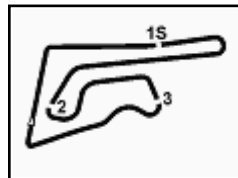
Wind Direction



12/03/2017

These data/results cannot be reproduced, stored and/or transmitted in whole or in part by any manner of electronic, mechanical, photocopying, recording, broadcasting or otherwise now known or herein after developed without the previous express consent by the copyright owner, except for reproduction in daily press and regular printed publications on sale to the public within 60 days of the event related to those data/results and always provided that copyright symbol appears together as follows below.
© DORNA WSBK ORGANIZATION Srl 2017





Buriram 4.554 m

Thai Round, 10-11-12 March 2017

World Supersport - Championship Standings

Points	Points From First	Points From Previous	Rounds																
			February 26 PHILLIP ISLAND	March 12 BURIRAM	April 2 ARAGÓN	April 30 ASSEN	May 14 IMOLA	May 28 DONINGTON PARK	June 18 MISANO	August 20 LAUSITZRING	September 17 PORTIMAO	October 1 MAGNY COURS	October 15 TBA	November 4 LOSAIL					
1 ROLFO Roberto (ITA)	30		25 1	5 1															
2 TUULI Niki (FIN)	27	3	11 5	16 2															
3 CARICASULO Federico (ITA)	25	5 2		25 3															
4 RYDE Kyle (GBR)	24	6 1	13 4	11 4															
5 KRAISART Decha (THA)	20	10 4		20 5															
6 MAHIAS Lucas (FRA)	20	10 0	20 2	5															
7 WAGNER Aiden (AUS)	17	13 3	9 7	8 7															
8 WEST Anthony (AUS)	16	14 1	16 3	8															
9 WATANABE Kazuki (JPN)	15	15 1	8 8	7 9															
10 MORAIS Sheridan (RSA)	14	16 1	5 11	9 10															
11 WAROKORN Thitipong (THA)	13	17 1		13 11															
12 OKUBO Hikari (JPN)	10	20 3		10 12															
13 JACOBSEN PJ (USA)	10	20 0	10 6	12															
14 CALERO Nacho (ESP)	10	20 0	7 9	3 12															
15 EPIS Lachlan (AUS)	10	20 0	6 10	4 12															
16 MULHAUSER Robin (SUI)	6	24 4		6 16															
17 KHAIRUDDIN Zulfahmi (MAS)	4	26 2	4 12	17															
18 BALDOLINI Alex (ITA)	3	27 1	3 13	18															
19 PIZZOLI Davide (ITA)	2	28 1		2 19															
20 CANDUCCI Michael (ITA)	2	28 0	2 14	19															

12/03/2017 First Line: Championship Standings - Second Line: Ranking Progression

These data/results cannot be reproduced, stored and/or transmitted in whole or in part by any manner of electronic, mechanical, photocopying, recording, broadcasting or otherwise now known or herein after developed without the previous express consent by the copyright owner, except for reproduction in daily press and regular printed publications on sale to the public within 60 days of the event related to those data/results and always provided that copyright symbol appears together as follows below.

© DORNA WSBK ORGANIZATION Srl 2017

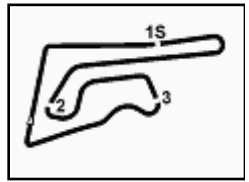
FICR PERUGIA TIMING



Official Tyre Supplier



Official Timekeeper



Buriram 4.554 m

Thai Round, 10-11-12 March 2017

World Supersport - Manufacturers Standings & Ranking Progressio

Points	Points From First	Points From Previous	February 26	March 12	April 2	April 30	May 14	May 28	June 18	August 20	September 17	October 1	October 15	November 4			
			PHILLIP ISLAND	BURIRAM	ARAGÓN	ASSEN	IMOLA	DONINGTON PARK	MISANO	LAUSITZRING	PORTIMÃO	MAGNY COURS	TBA	LOSAIL			
1	YAMAHA	45	20 2	25 1													
2	MV AGUSTA	30	15	25 1	5 2												
3	KAWASAKI	26	19	4	13 3	13 3											
4	HONDA	19	26	7	9 4	10 4											

12/03/2017

First Line: Championship Standings - Second Line: Ranking Progression

These data/results cannot be reproduced, stored and/or transmitted in whole or in part by any manner of electronic, mechanical, photocopying, recording, broadcasting or otherwise now known or herein after developed without the previous express consent by the copyright owner, except for reproduction in daily press and regular printed publications on sale to the public within 60 days of the event related to those data/results and always provided that copyright symbol appears together as follows below.

© DORNA WSBK ORGANIZATION Srl 2017

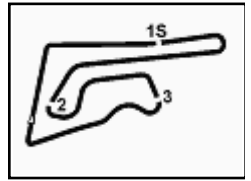
FKR PERUGIA TIMING



Official Tyre Supplier



Official Timekeeper



Buriram 4.554 m

Thai Round, 10-11-12 March 2017
World Supersport - Pirelli Best Laps Award

Points	Points From First	Points From Previous	February 26	March 12	April 2	April 30	May 14	May 28	June 18	August 20	September 17	October 1	October 15	November 4	
			PHILLIP ISLAND	BURIRAM	ARAGÓN	ASSEN	IMOLA	DONINGTON PARK	MISANO	LAUSITZRING	PORTIMÃO	MAGNY COURS	TBA	LOSAIL	
Fastest Laps															
1	JACOBSEN PJ (USA)	1	1												
2	GAMARINO Christian (ITA)	1 0		1											

12/03/2017

These data/results cannot be reproduced, stored and/or transmitted in whole or in part by any manner of electronic, mechanical, photocopying, recording, broadcasting or otherwise now known or herein after developed without the previous express consent by the copyright owner, except for reproduction in daily press and regular printed publications on sale to the public within 60 days of the event related to those data/results and always provided that copyright symbol appears together as follows below.

© DORNA WSBK ORGANIZATION Srl 2017

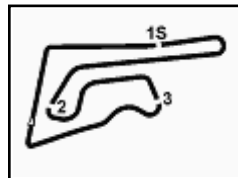
FKR PERUGIA TIMING



Official Tyre Supplier



Official Timekeeper



Thai Round, 10-11-12 March 2017

World Supersport - Rider's Performance

Buriram 4.554 m

	Points	Points From First	Points From Previous	February 26 PHILLIP ISLAND		March 12 BURIRAM		April 2 ARAGÓN		April 30 ASSEN		May 14 IMOLA		May 28 DONINGTON PARK		June 18 MISANO		August 20 LAUSITZRING		September 17 PORTIMÃO		October 1 MAGNY COURS		October 15 TBA		November 4 LOSAIL							
				G	R	G	R	G	R	G	R	G	R	G	R	G	R	G	R	G	R	G	R	G	R	G	R	G	R	G	R	G	R
1 ROLFO	30			8	1	22	11																										
2 TUULI	27	3		16	5	13	3																										
3 CARICASULO	25	5	2	3	Rt	7	1																										
4 RYDE	24	6	1	4	4	10	5																										
5 KRAISART	20	10	4			4	2																										
6 MAHIAS	20	10	0	5	2	3	Rt																										
7 WAGNER	17	13	3	20	7	16	8																										
8 WEST	16	14	1	22	3																												
9 WATANABE	15	15	1	23	8	19	9																										
10 MORAIS	14	16	1	15	11	14	7																										
11 WAROKORN	13	17	1			18	4																										
12 EPIS	10	20	3	21	10	20	12																										
13 JACOBSEN	10	20	0	1	6	11	Rt																										
14 OKUBO	10	20	0	10		8	6																										
15 CALERO	10	20	0	14	9	21	13																										
16 MULHAUSER	6	24	4	17	Ns	15	10																										
17 KHAIRUDDIN	4	26	2	13	12	5	Rt																										
18 BALDOLINI	3	27	1	6	13																												
19 CANDUCCI	2	28	1	12	14	17	Rt																										
20 PIZZOLI	2	28	0	24	Rt	23	14																										

G = Grid - 1 = Race 1 - 2 = Race 2

Ns = Did Not Start - Rt = Retired - Ex = Excluded

12/03/2017

These data/results cannot be reproduced, stored and/or transmitted in whole or in part by any manner of electronic, mechanical, photocopying, recording, broadcasting or otherwise now known or herein after developed without the previous express consent by the copyright owner, except for reproduction in daily press and regular printed publications on sale to the public within 60 days of the event related to those data/results and always provided that copyright symbol appears together as follows below.

© DORNA WSBK ORGANIZATION Srl 2017

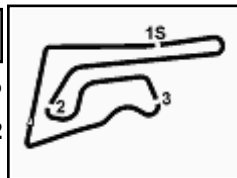
FICR PERUGIA TIMING



Official Tyre Supplier



Official Timekeeper



Thai Round, 10-11-12 March 2017

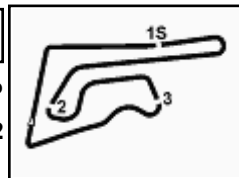
World Supersport - Best Laps & Speeds

No.	Rider		Best Lap	FP1	FP2	FP3	SP1	SP2	WU	RC
	Nat	Bike	laps speed	laps speed	laps speed	laps speed	laps speed	laps speed	laps speed	laps speed
1	16 J. CLUZEL		1'37.683	1'38.798	1'38.470	1'38.777		1'37.683	1'38.739	1'39.162
	FRA	Honda CBR600RR	73 264,0	19 264,0	21 260,8	8 260,2		6 258,9	8 259,6	11 262,7
2	39 C. POLAMAI		1'38.130	1'39.310	1'38.550	1'38.791		1'38.130	1'38.643	1'39.044
	THA	Yamaha YZF R6	46 263,4	9 260,8	14 260,2	7 259,6		6 260,8	8 263,4	2 257,7
3	144 L. MAHIAS		1'38.156	1'38.976	1'38.439	1'39.366		1'38.156	1'39.070	1'40.838
	FRA	Yamaha YZF R6	65 267,3	20 264,0	21 262,7	7 260,8		7 267,3	7 258,3	3 255,3
4	24 D. KRAISART		1'38.182	1'38.957	1'38.409	1'38.712		1'38.182	1'38.758	1'39.037
	THA	Yamaha YZF R6	77 264,0	24 262,7	15 260,2	7 262,7		6 257,7	8 257,1	17 264,0
5	63 Z. KHAIRUDDIN		1'38.205	1'39.474	1'39.966	1'39.269	1'38.354	1'38.205	1'39.347	1'39.526
	MAS	Kawasaki ZX-6R	62 262,1	19 259,6	14 257,7	8 262,1	6 260,2	5 257,7	8 257,1	2 258,3
6	111 K. SMITH		1'38.226	1'38.567	1'38.259	1'38.690		1'38.226	1'38.660	1'38.601
	GBR	Honda CBR600RR	74 264,7	18 264,0	17 261,5	8 264,7		6 258,3	8 259,6	17 264,0
7	64 F. CARICASULO		1'38.290	1'39.340	1'38.894	1'38.939	1'38.324	1'38.290	1'38.721	1'39.072
	ITA	Yamaha YZF R6	93 266,6	22 266,6	24 266,6	8 263,4	7 263,4	7 264,7	8 263,4	17 264,0
8	99 P. JACOBSEN		1'38.292	1'38.981	1'38.543	1'38.677		1'38.661	1'38.292	1'39.038
	USA	MV Agusta F3 675	61 267,3	20 264,0	17 259,6	8 258,3		6 256,5	8 262,1	2 267,3
9	78 H. OKUBO		1'38.349	1'39.138	1'38.552	1'39.545		1'38.349	1'39.389	1'39.295
	JPN	Honda CBR600RR	75 264,7	19 259,6	19 264,7	8 261,5		6 262,7	6 262,1	17 263,4
10	11 C. GAMARINO		1'38.436	1'39.222	1'38.596	1'39.180		1'38.436	1'39.214	1'38.721
	ITA	Honda CBR600RR	59 266,6	18 263,4	19 262,7	8 262,1		5 259,6	5 259,6	4 266,6
11	66 N. TUULI		1'38.468	1'39.882	1'39.292	1'39.428	1'38.468		1'38.903	1'38.841
	FIN	Yamaha YZF R6	78 268,6	21 260,2	21 261,5	6 262,1	6 263,4		7 262,7	17 268,6
12	77 K. RYDE		1'38.481	1'40.261	1'38.683	1'39.524		1'38.481	1'38.777	1'39.337
	GBR	Kawasaki ZX-6R	80 265,3	21 262,7	20 263,4	8 258,9		6 261,5	8 262,7	17 265,3
13	65 M. CANDUCCI		1'38.584	1'40.033	1'38.916	1'39.451	1'38.882		1'38.584	1'39.048
	ITA	Kawasaki ZX-6R	86 267,3	26 261,5	24 266,0	8 260,2	7 260,8		8 265,3	13 267,3
14	32 S. MORAIS		1'38.641	1'40.461	1'39.334	1'39.434	1'38.641		1'39.133	1'39.424
	RSA	Yamaha YZF R6	82 264,0	22 260,2	23 259,6	6 261,5	6 260,2		8 264,0	17 263,4
15	70 R. MULHAUSER		1'38.789	1'40.218	1'39.409	1'39.310	1'38.789		1'39.352	1'39.646
	SUI	Honda CBR600RR	75 264,0	19 261,5	16 260,8	8 257,7	7 258,3		8 257,7	17 264,0
16	4 G. REA		1'38.830	1'40.130	1'38.830	1'40.011		1'39.423	1'39.725	1'39.992
	GBR	Kawasaki ZX-6R	74 260,8	21 260,2	22 259,6	8 255,9		5 257,1	8 255,9	10 260,8
17	41 A. WAGNER		1'38.879	1'39.449	1'39.399	1'39.958	1'38.879		1'39.338	1'39.850
	AUS	Honda CBR600RR	73 262,7	18 262,7	20 258,9	5 260,2	5 259,6		8 261,5	17 262,1
18	100 T. WAROKORN		1'38.936	1'39.785	1'39.985	1'39.700	1'38.936		1'39.137	1'39.167
	THA	Kawasaki ZX-6R	64 264,7	22 262,1	2 262,7	8 260,2	7 261,5		8 260,2	17 264,7
19	26 K. WATANABE		1'39.172	1'39.612	1'39.768	1'39.438	1'39.172		1'40.721	1'39.980
	JPN	Kawasaki ZX-6R	82 263,4	23 255,3	22 260,2	8 261,5	7 258,3		5 254,7	17 263,4
20	83 L. EPIS		1'39.472	1'40.931	1'40.203	1'39.815	1'39.472		1'40.170	1'40.126
	AUS	Kawasaki ZX-6R	85 263,4	24 257,1	21 257,7	8 260,2	7 256,5		8 256,5	17 263,4

12/03/2017

These data/results cannot be reproduced, stored and/or transmitted in whole or in part by any manner of electronic, mechanical, photocopying, recording, broadcasting or otherwise now known or herein after developed without the previous express consent by the copyright owner, except for reproduction in daily press and regular printed publications on sale to the public within 60 days of the event related to those data/results and always provided that copyright symbol appears together as follows below.

© DORNA WSBK ORGANIZATION Srl 2017



Thai Round, 10-11-12 March 2017

World Supersport - Best Laps & Speeds

No.	Rider		Best Lap		FP1		FP2		FP3		SP1		SP2		WU		RC	
	Nat	Bike	laps	speed	laps	speed	laps	speed	laps	speed	laps	speed	laps	speed	laps	speed	laps	speed
21	10 N. CALERO		1'39.517		1'41.790		1'39.925		1'40.019		1'39.517				1'39.783		1'40.948	
	ESP	Kawasaki ZX-6R	69	262,1	12	259,6	19	260,8	7	262,1	7	260,2	7	262,1	17	260,2		
22	25 A. BALDOLINI		1'39.536		1'39.536		1'39.778											
	ITA	MV Agusta F3 675	22	260,8	17	260,8	5	259,6										
23	44 R. ROLFO		1'39.851		1'39.859		1'40.109		1'40.340		1'39.851				1'39.889		1'40.244	
	ITA	MV Agusta F3 675	76	260,8	20	257,1	18	257,1	6	254,7	7	254,1	8	258,9	17	260,8		
24	7 D. PIZZOLI		1'40.949		1'42.921		1'41.357		1'42.328		1'40.949				1'41.215		1'41.617	
	ITA	MV Agusta F3 675	72	264,0	18	258,9	19	258,9	4	253,5	6	258,9	8	261,5	17	264,0		
25	81 L. STAPLEFORD		1'41.037		1'41.037													
	GBR	Triumph Daytona 675	6	257,1	6	257,1												
26	35 S. HILL		1'41.621		1'41.621													
	GBR	Triumph Daytona 675	12	256,5	12	256,5												

12/03/2017

These data/results cannot be reproduced, stored and/or transmitted in whole or in part by any manner of electronic, mechanical, photocopying, recording, broadcasting or otherwise now known or herein after developed without the previous express consent by the copyright owner, except for reproduction in daily press and regular printed publications on sale to the public within 60 days of the event related to those data/results and always provided that copyright symbol appears together as follows below.

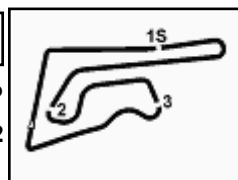
© DORNA WSBK ORGANIZATION Srl 2017

FICR PERUGIA TIMING


Official Tyre Supplier



Official Timekeeper



Thai Round, 10-11-12 March 2017

World Supersport - Race Winners

	2014	2015	2016	2017
01 Phillip Island	Cluzel J. (Fra) Mva	Cluzel J. (Fra) Mva	Krummenacher R. (Sui) Kaw	Rolfo R. (Ita) Mva
02 Buriram		Wilairot R. (Tha) Hon	Cluzel J. (Fra) Mva	Caricasulo F. (Ita) Yam
03 Aragón	Sofuoglu K. (Tur) Kaw	Sofuoglu K. (Tur) Kaw	Sofuoglu K. (Tur) Kaw	
04 Assen	van der Mark M. (Ned) Hon	Sofuoglu K. (Tur) Kaw	Smith K. (Gbr) Hon	
05 Imola	Zanetti L. (Ita) Hon	Sofuoglu K. (Tur) Kaw	Sofuoglu K. (Tur) Kaw	
06 Donington Park	van der Mark M. (Ned) Hon	Sofuoglu K. (Tur) Kaw	Sofuoglu K. (Tur) Kaw	
07 Misano World Circuit	Cluzel J. (Fra) Mva	Cluzel J. (Fra) Mva	Sofuoglu K. (Tur) Kaw	
08 Lausitzring			Sofuoglu K. (Tur) Kaw	
09 Portimao	van der Mark M. (Ned) Hon	Cluzel J. (Fra) Mva		
10 Magny-Cours	Cluzel J. (Fra) Mva	Jacobsen P. (Usa) Hon	Cluzel J. (Fra) Mva	
11 Jerez	van der Mark M. (Ned) Hon	Sofuoglu K. (Tur) Kaw	Sofuoglu K. (Tur) Kaw	
12 Losail	van der Mark M. (Ned) Hon	Smith K. (Gbr) Hon	Smith K. (Gbr) Hon	

2017

- 1 F. Caricasulo
- 1 R. Rolfo

ALL TIMES

38 K. Sofuoglu	5 C. Crutchlow	1 P. Riba	1 F. Caricasulo
16 F. Foret	4 J. Whitham	1 W. Zeelenberg	
12 S. Charpentier	4 K. Curtain	1 G. Nannelli	
12 E. Laverty	4 C. Vermeulen	1 J. Vd Goorbergh	
12 J. Cluzel	3 I. MacPherson	1 L. Lanzi	
11 K. Muggeridge	3 C. Kellner	1 A. Badovini	
8 S. Lowes	3 L. Scassa	1 Y. Tiberio	
7 A. Pitt	3 J. Lascorz	1 M. Roccoli	
6 P. Casoli	3 J. Rea	1 R. Rolfo	
6 K. Fujiwara	3 K. Smith	1 M. Pirro	
6 S. Chambon	2 R. Xaus	1 G. Rea	
6 J. Teuchert	2 J. Brookes	1 L. Zanetti	
6 B. Parkes	2 A. West	1 R. Wilairot	
6 C. Davies	2 P. Jacobsen	1 R.	
6 M. van der Mark	1 P. Bontempi	Krummenacher	

23/02/2014

These data/results cannot be reproduced, stored and/or transmitted in whole or in part by any manner of electronic, mechanical, photocopying, recording, broadcasting or otherwise now known or herein after developed without the previous express consent by the copyright owner, except for reproduction in daily press and regular printed publications on sale to the public within 60 days of the event related to those data/results and always provided that copyright symbol appears together as follows below.

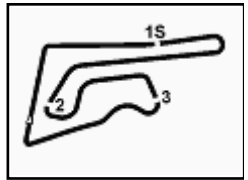
© DORNA WSBK ORGANIZATION Srl 2017

FICR PERUGIA TIMING


Official Tyre Supplier



Official Timekeeper



Buriram 4.554 m

Thai Round, 10-11-12 March 2017

World Supersport - Team Standings

	February 26 PHILLIP ISLAND	March 12 BURIRAM	April 2 ARAGÓN	April 30 ASSEN	May 14 IMOLA	May 28 DONINGTON PARK	June 18 MISANO	August 20 LAUSITZRING	September 17 PORTIMAO	October 1 MAGNY COURS	October 15 TBA	November 4 LOSAIL	
1 GRT Yamaha Official WorldSSP Team	45												
CARICASULO Federico	25	25											
MAHIAS Lucas	20	20											
2 Kallio Racing	41												
TUULI Niki	27	11	16										
MORAIS Sheridan	14	5	9										
3 Kawasaki Puccetti Racing	37												
RYDE Kyle	24	13	11										
WAROKORN Thitipong	13		13										
4 Team Factory Vamag	30												
ROLFO Roberto	30	25	5										
5 Yamaha Thailand Racing Team	20												
KRAISART Decha	20		20										
6 GEMAR Team Lorini	17												
WAGNER Aiden	17	9	8										
7 West Racing	16												
WEST Anthony	16	16											
8 CIA Landlord Insurance Honda	16												
OKUBO Hikari	10		10										
MULHAUSER Robin	6		6										
9 Team Kawasaki Go Eleven	15												
WATANABE Kazuki	15	8	7										
10 Orelac Racing VerdNatura	14												
CALERO Nacho	10		7	3									
KHAIRUDDIN Zulfahmi	4		4										
11 Response RE Racing	10												
EPIS Lachlan	10	6	4										
12 MV Agusta Reparto Corse	10												
JACOBSEN PJ	10	10											
13 Race Department ATK#25	5												
BALDOLINI Alex	3	3											
PIZZOLI Davide	2		2										
14 Puccetti Racing Junior Team FMI	2												
CANDUCCI Michael	2	2											

12/03/2017

These data/results cannot be reproduced, stored and/or transmitted in whole or in part by any manner of electronic, mechanical, photocopying, recording, broadcasting or otherwise now known or herein after developed without the previous express consent by the copyright owner, except for reproduction in daily press and regular printed publications on sale to the public within 60 days of the event related to those data/results and always provided that copyright symbol appears together as follows below.

© DORNA WSBK ORGANIZATION Srl 2017

PIRELLI PERUGIA TIMING



Official Tyre Supplier



Official Timekeeper