

Phillip Island 4.445 m

Australian Round, 23-24-25 February 2018

World Superbike - Free Practices Combined Results

No.	Rider	Nat	Team	Bike	Class	FP1	FP2	FP3	Time	Gap	Rel.	Avg Laps
1	32 L. SAVADORI	ITA	Milwaukee Aprilia	Aprilia RSV4 RF		1'44.698	1'30.407	1'31.982	1'30.407			177,000
2	2 L. CAMIER	GBR	Red Bull Honda World Superbike Team	Honda CBR1000RR		1'43.792	1'30.722	1'31.233	1'30.722	0.315	0.315	176,385
3	50 E. LAVERTY	IRL	Milwaukee Aprilia	Aprilia RSV4 RF		1'43.384	1'30.746	1'31.540	1'30.746	0.339	0.024	176,338
4	66 T. SYKES	GBR	Kawasaki Racing Team WorldSBK	Kawasaki ZX-10RR		1'44.432	1'30.882	1'31.241	1'30.882	0.475	0.136	176,074
5	1 J. REA	GBR	Kawasaki Racing Team WorldSBK	Kawasaki ZX-10RR		1'43.090	1'31.047	1'30.972	1'30.972	0.565	0.090	175,900
6	33 M. MELANDRI	ITA	Aruba.it Racing - Ducati	Ducati Panigale R		1'42.974	1'30.973	1'31.484	1'30.973	0.566	0.001	175,898
7	60 M. VAN DER MARK	NED	Pata Yamaha Official WorldSBK Team	Yamaha YZF R1		1'43.939	1'31.114	1'31.426	1'31.114	0.707	0.141	175,626
8	12 X. FORES	ESP	Barni Racing Team	Ducati Panigale R	IND	1'43.455	1'31.295	1'31.225	1'31.225	0.818	0.111	175,412
9	7 C. DAVIES	GBR	Aruba.it Racing - Ducati	Ducati Panigale R		1'43.804	1'31.523	1'31.515	1'31.515	1.108	0.290	174,857
10	22 A. LOWES	GBR	Pata Yamaha Official WorldSBK Team	Yamaha YZF R1		1'43.472		1'31.516	1'31.516	1.109	0.001	174,855
11	45 J. GAGNE	USA	Red Bull Honda World Superbike Team	Honda CBR1000RR		1'45.156	1'31.689	1'31.936	1'31.689	1.282	0.173	174,525
12	54 T. RAZGATLIOGLU	TUR	Kawasaki Puccetti Racing	Kawasaki ZX-10RR	IND	1'46.303	1'31.824	1'32.079	1'31.824	1.417	0.135	174,268
13	81 J. TORRES	ESP	MV Agusta Reparto Corse	MV Agusta 1000 F4		1'46.789	1'32.011	1'31.924	1'31.924	1.517	0.100	174,079
14	40 R. RAMOS	ESP	Team GoEleven Kawasaki	Kawasaki ZX-10RR	IND	1'44.609	1'32.244	1'32.676	1'32.244	1.837	0.320	173,475
15	36 L. MERCADO	ARG	Orelac Racing VerdNatura	Kawasaki ZX-10RR	IND	1'46.938	1'32.583	1'32.285	1'32.285	1.878	0.041	173,398
16	76 L. BAZ	FRA	GULF ALTHEA BMW Racing Team	BMW S 1000 RR		1'45.461	1'32.340	1'33.598	1'32.340	1.933	0.055	173,294
17	68 Y. HERNANDEZ	COL	Team Pedercini Racing	Kawasaki ZX-10RR	IND	1'44.104	1'32.652	1'32.347	1'32.347	1.940	0.007	173,281
18	99 P. JACOBSEN	USA	TripleM Honda World Superbike Team	Honda CBR1000RR	IND	1'43.766	1'32.501	1'33.088	1'32.501	2.094	0.154	172,993
19	17 T. HERFOSS	AUS	Penrite Honda	Honda CBR1000RR	IND		1'32.683	1'32.985	1'32.683	2.276	0.182	172,653
20	47 W. MAXWELL	AUS	Yamaha Racing Team	Yamaha YZF R1	IND	1'46.351	1'32.723		1'32.723	2.316	0.040	172,579
21	25 D. FALZON	AUS	Yamaha Racing Team	Yamaha YZF R1	IND	1'46.943	1'33.124	1'32.991	1'32.991	2.584	0.268	172,081
22	37 O. JEZEK	CZE	Guandalini Racing	Yamaha YZF R1	IND		1'33.928	1'33.553	1'33.553	3.146	0.562	171,047

23/02/2018

These data/results cannot be reproduced, stored and/or transmitted in whole or in part by any manner of electronic, mechanical, photocopying, recording, broadcasting or otherwise now known or herein after developed without the previous express consent by the copyright owner, except for reproduction in daily press and regular printed publications on sale to the public within 60 days of the event related to those data/results and always provided that copyright symbol appears together as follows below.

© DORNA WSBK ORGANIZATION Srl 2018

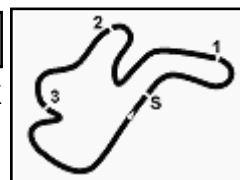
PIRELLI PERUGIA TIMING



Official Tyre Supplier



Official Timekeeper



Australian Round, 23-24-25 February 2018

World Superbike - Results Free Practice 3rd Session

Phillip Island 4.445 m

1 / 2

No.	Rider	Nat	Team	Bike	Class	Time	Gap	Rel.	Laps	Speed	
										Avg	Max
1	1 J. REA	GBR	Kawasaki Racing Team WorldSBK	Kawasaki ZX-10RR		1'30.972			20	175,900	305,9
2	12 X. FORES	ESP	Barni Racing Team	Ducati Panigale R	IND	1'31.225	0.253	0.253	16	175,412	307,7
3	2 L. CAMIER	GBR	Red Bull Honda World Superbike Team	Honda CBR1000RR		1'31.233	0.261	0.008	17	175,397	305,9
4	66 T. SYKES	GBR	Kawasaki Racing Team WorldSBK	Kawasaki ZX-10RR		1'31.241	0.269	0.008	15	175,382	305,9
5	60 M. VAN DER MARK	NED	Pata Yamaha Official WorldSBK Team	Yamaha YZF R1		1'31.426	0.454	0.185	18	175,027	307,7
6	33 M. MELANDRI	ITA	Aruba.it Racing - Ducati	Ducati Panigale R		1'31.484	0.512	0.058	18	174,916	309,5
7	7 C. DAVIES	GBR	Aruba.it Racing - Ducati	Ducati Panigale R		1'31.515	0.543	0.031	12	174,857	303,4
8	22 A. LOWES	GBR	Pata Yamaha Official WorldSBK Team	Yamaha YZF R1		1'31.516	0.544	0.001	16	174,855	309,5
9	50 E. LAVERTY	IRL	Milwaukee Aprilia	Aprilia RSV4 RF		1'31.540	0.568	0.024	20	174,809	314,0
10	81 J. TORRES	ESP	MV Agusta Reparto Corse	MV Agusta 1000 F4		1'31.924	0.952	0.384	18	174,079	308,6
11	45 J. GAGNE	USA	Red Bull Honda World Superbike Team	Honda CBR1000RR		1'31.936	0.964	0.012	14	174,056	308,6
12	32 L. SAVADORI	ITA	Milwaukee Aprilia	Aprilia RSV4 RF		1'31.982	1.010	0.046	14	173,969	305,1
13	54 T. RAZGATLIOGLU	TUR	Kawasaki Puccetti Racing	Kawasaki ZX-10RR	IND	1'32.079	1.107	0.097	14	173,786	299,2
14	36 L. MERCADO	ARG	Orelac Racing VerdNatura	Kawasaki ZX-10RR	IND	1'32.285	1.313	0.206	17	173,398	301,7
15	68 Y. HERNANDEZ	COL	Team Pedercini Racing	Kawasaki ZX-10RR	IND	1'32.347	1.375	0.062	16	173,281	297,5
16	40 R. RAMOS	ESP	Team GoEleven Kawasaki	Kawasaki ZX-10RR	IND	1'32.676	1.704	0.329	16	172,666	306,8
17	17 T. HERFOSS	AUS	Penrite Honda	Honda CBR1000RR	IND	1'32.985	2.013	0.309	12	172,092	294,3
18	25 D. FALZON	AUS	Yamaha Racing Team	Yamaha YZF R1	IND	1'32.991	2.019	0.006	12	172,081	297,5
19	99 P. JACOBSEN	USA	TripleM Honda World Superbike Team	Honda CBR1000RR	IND	1'33.088	2.116	0.097	11	171,902	301,7
20	37 O. JEZEK	CZE	Guandalini Racing	Yamaha YZF R1	IND	1'33.553	2.581	0.465	18	171,047	295,9
21	76 L. BAZ	FRA	GULF ALTHEA BMW Racing Team	BMW S 1000 RR		1'33.598	2.626	0.045	5	170,965	305,1
----- Out 107% in this Session -----											
22	47 W. MAXWELL	AUS	Yamaha Racing Team	Yamaha YZF R1	IND				0		

Qualifying Lap Time (107% of 1'30.972): 1'37.341

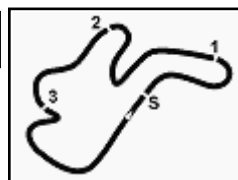
AIR	Humidity:	60%	Temp:	28°C
TRACK	Condition:	Dry	Temp:	31°C

Records	Pole (SP2)	2017	J.Rea	1'29.573	178,650	Km/h
	Race (RC1)	2014	C.Davies	1'30.949	175,940	Km/h
	Circuit (SP2)	2017	J.Rea	1'29.573	178,650	Km/h

Start 23/02/2018 15:35 End 16:16 The results are provisional until the end of the time limit for protests and appeals and the completion of the technical checks.

These data/results cannot be reproduced, stored and/or transmitted in whole or in part by any manner of electronic, mechanical, photocopying, recording, broadcasting or otherwise now known or herein after developed without the previous express consent by the copyright owner, except for reproduction in daily press and regular printed publications on sale to the public within 60 days of the event related to those data/results and always provided that copyright symbol appears together as follows below.

© DORNA WSBK ORGANIZATION Srl 2018


Australian Round, 23-24-25 February 2018
World Superbike - Results Free Practice 3rd Session
Session Highlights

Local Time	No. Rider	Description
15.35.00		Start
15.36.05		WorldSBK Pit Intervention Time: 1min 3secs
15.40.51	25 D. FALZON	On the Gravel - Re-Joined - Turn 4
15.42.45	32 L. SAVADORI	On the Gravel - Re-Joined - Turn 4
15.52.40	40 R. RAMOS	On the Gravel - Re-Joined - Turn 4
16.01.16	37 O. JEZEK	On the Gravel - Re-Joined - Turn 4
16.10.40	45 J. GAGNE	Crashed - Turn 11
16.12.07	17 T. HERFOSS	Technical Problem - Turn 9
16.16.49		End Of Session

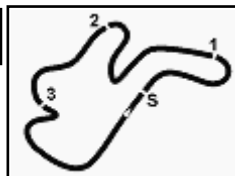
Fastest Laps Sequence

No.	Rider	Nat	Team	Bike	Local Time	Time	Gap	Avg
1	J. REA	GBR	Kawasaki Racing Team WorldSBK	Kawasaki ZX-10RR	15:38'20.964	1'31.854		174,211
12	X. FORES	ESP	Barni Racing Team	Ducati Panigale R	15:39'01.494	1'31.632	-0.222	174,633
66	T. SYKES	GBR	Kawasaki Racing Team WorldSBK	Kawasaki ZX-10RR	15:41'01.564	1'31.620	-0.012	174,656
50	E. LAVERTY	IRL	Milwaukee Aprilia	Aprilia RSV4 RF	15:41'44.007	1'31.590	-0.030	174,713
12	X. FORES	ESP	Barni Racing Team	Ducati Panigale R	15:42'05.663	1'31.432	-0.158	175,015
66	T. SYKES	GBR	Kawasaki Racing Team WorldSBK	Kawasaki ZX-10RR	15:42'32.805	1'31.241	-0.191	175,382
2	L. CAMIER	GBR	Red Bull Honda World Superbike Team	Honda CBR1000RR	16:10'49.153	1'31.233	-0.008	175,397
12	X. FORES	ESP	Barni Racing Team	Ducati Panigale R	16:11'43.434	1'31.225	-0.008	175,412
1	J. REA	GBR	Kawasaki Racing Team WorldSBK	Kawasaki ZX-10RR	16:14'40.870	1'31.136	-0.089	175,584
1	J. REA	GBR	Kawasaki Racing Team WorldSBK	Kawasaki ZX-10RR	16:16'11.842	1'30.972	-0.164	175,900

23/02/2018 Start End The results are provisional until the end of the time limit for protests and appeals and the completion of the technical checks.
 15:35 16:16

These data/results cannot be reproduced, stored and/or transmitted in whole or in part by any manner of electronic, mechanical, photocopying, recording, broadcasting or otherwise now known or herein after developed without the previous express consent by the copyright owner, except for reproduction in daily press and regular printed publications on sale to the public within 60 days of the event related to those data/results and always provided that copyright symbol appears together as follows below.

© DORNA WSBK ORGANIZATION Srl 2018



Phillip Island 4.445 m

Australian Round, 23-24-25 February 2018

World Superbike - Best Sector & Speed Free Practice 3rd Session

BEST LAP			
1	1 J. REA	Kawasaki ZX-10RR	1'30.972
2	12 X. FORES	Ducati Panigale R	1'31.225
3	2 L. CAMIER	Honda CBR1000RR	1'31.233
4	66 T. SYKES	Kawasaki ZX-10RR	1'31.241
5	60 M. VAN DER MARK	Yamaha YZF R1	1'31.426
6	33 M. MELANDRI	Ducati Panigale R	1'31.484
7	7 C. DAVIES	Ducati Panigale R	1'31.515
8	22 A. LOWES	Yamaha YZF R1	1'31.516
9	50 E. LAVERTY	Aprilia RSV4 RF	1'31.540
10	81 J. TORRES	MV Agusta 1000 F4	1'31.924
11	45 J. GAGNE	Honda CBR1000RR	1'31.936
12	32 L. SAVADORI	Aprilia RSV4 RF	1'31.982
13	54 T. RAZGATLIOGLU	Kawasaki ZX-10RR	1'32.079
14	36 L. MERCADO	Kawasaki ZX-10RR	1'32.285
15	68 Y. HERNANDEZ	Kawasaki ZX-10RR	1'32.347
16	40 R. RAMOS	Kawasaki ZX-10RR	1'32.676
17	17 T. HERFOSS	Honda CBR1000RR	1'32.985
18	25 D. FALZON	Yamaha YZF R1	1'32.991
19	99 P. JACOBSEN	Honda CBR1000RR	1'33.088
20	37 O. JEZEK	Yamaha YZF R1	1'33.553
21	76 L. BAZ	BMW S 1000 RR	1'33.598
22	47 W. MAXWELL	Yamaha YZF R1	

SPEED			
1	50 E. LAVERTY	Aprilia RSV4 RF	314,0
2	22 A. LOWES	Yamaha YZF R1	309,5
3	33 M. MELANDRI	Ducati Panigale R	309,5
4	45 J. GAGNE	Honda CBR1000RR	308,6
5	81 J. TORRES	MV Agusta 1000 F4	308,6
6	12 X. FORES	Ducati Panigale R	307,7
7	60 M. VAN DER MARK	Yamaha YZF R1	307,7
8	40 R. RAMOS	Kawasaki ZX-10RR	306,8
9	2 L. CAMIER	Honda CBR1000RR	305,9
10	66 T. SYKES	Kawasaki ZX-10RR	305,9
11	1 J. REA	Kawasaki ZX-10RR	305,9
12	76 L. BAZ	BMW S 1000 RR	305,1
13	32 L. SAVADORI	Aprilia RSV4 RF	305,1
14	7 C. DAVIES	Ducati Panigale R	303,4
15	36 L. MERCADO	Kawasaki ZX-10RR	301,7
16	99 P. JACOBSEN	Honda CBR1000RR	301,7
17	54 T. RAZGATLIOGLU	Kawasaki ZX-10RR	299,2
18	25 D. FALZON	Yamaha YZF R1	297,5
19	68 Y. HERNANDEZ	Kawasaki ZX-10RR	297,5
20	37 O. JEZEK	Yamaha YZF R1	295,9
21	17 T. HERFOSS	Honda CBR1000RR	294,3

SEG. 1			SEG. 2			SEG. 3			SEG. 4		
1	1 J. REA	21.660	1	1 J. REA	26.063	1	12 X. FORES	17.306	1	33 M. MELANDRI	25.601
2	2 L. CAMIER	21.755	2	22 A. LOWES	26.241	2	1 J. REA	17.325	2	12 X. FORES	25.610
3	12 X. FORES	21.756	3	2 L. CAMIER	26.260	3	60 M. VAN DER MARK	17.369	3	50 E. LAVERTY	25.620
4	60 M. VAN DER MARK	21.781	4	7 C. DAVIES	26.273	4	2 L. CAMIER	17.397	4	66 T. SYKES	25.671
5	33 M. MELANDRI	21.803	5	66 T. SYKES	26.293	5	45 J. GAGNE	17.428	5	7 C. DAVIES	25.724
6	66 T. SYKES	21.825	6	50 E. LAVERTY	26.334	6	66 T. SYKES	17.434	6	22 A. LOWES	25.729
7	22 A. LOWES	21.832	7	33 M. MELANDRI	26.365	7	22 A. LOWES	17.449	7	32 L. SAVADORI	25.738
8	7 C. DAVIES	21.832	8	81 J. TORRES	26.377	8	33 M. MELANDRI	17.464	8	1 J. REA	25.745
9	50 E. LAVERTY	21.913	9	60 M. VAN DER MARK	26.394	9	54 T. RAZGATLIOGLU	17.481	9	2 L. CAMIER	25.747
10	32 L. SAVADORI	21.937	10	12 X. FORES	26.435	10	81 J. TORRES	17.515	10	60 M. VAN DER MARK	25.750
11	54 T. RAZGATLIOGLU	21.950	11	45 J. GAGNE	26.468	11	7 C. DAVIES	17.518	11	81 J. TORRES	25.798
12	45 J. GAGNE	21.960	12	54 T. RAZGATLIOGLU	26.539	12	36 L. MERCADO	17.537	12	68 Y. HERNANDEZ	25.820
13	40 R. RAMOS	22.030	13	32 L. SAVADORI	26.551	13	50 E. LAVERTY	17.541	13	17 T. HERFOSS	25.898
14	81 J. TORRES	22.031	14	36 L. MERCADO	26.667	14	68 Y. HERNANDEZ	17.591	14	54 T. RAZGATLIOGLU	25.902
15	68 Y. HERNANDEZ	22.079	15	40 R. RAMOS	26.716	15	32 L. SAVADORI	17.594	15	45 J. GAGNE	25.909
16	36 L. MERCADO	22.080	16	68 Y. HERNANDEZ	26.751	16	40 R. RAMOS	17.660	16	40 R. RAMOS	25.947
17	76 L. BAZ	22.189	17	99 P. JACOBSEN	26.791	17	25 D. FALZON	17.682	17	25 D. FALZON	25.990
18	37 O. JEZEK	22.220	18	17 T. HERFOSS	26.844	18	17 T. HERFOSS	17.738	18	36 L. MERCADO	26.001
19	99 P. JACOBSEN	22.249	19	25 D. FALZON	26.899	19	99 P. JACOBSEN	17.808	19	37 O. JEZEK	26.102
20	17 T. HERFOSS	22.276	20	37 O. JEZEK	26.913	20	37 O. JEZEK	17.813	20	76 L. BAZ	26.175
21	25 D. FALZON	22.420	21	76 L. BAZ	27.067	21	76 L. BAZ	17.907	21	99 P. JACOBSEN	26.191

23/02/2018

These data/results cannot be reproduced, stored and/or transmitted in whole or in part by any manner of electronic, mechanical, photocopying, recording, broadcasting or otherwise now known or herein after developed without the previous express consent by the copyright owner, except for reproduction in daily press and regular printed publications on sale to the public within 60 days of the event related to those data/results and always provided that copyright symbol appears together as follows below.

© DORNA WSBK ORGANIZATION Srl 2018

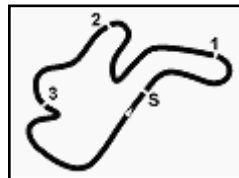
FICR PERUGIA TIMING



Official Tyre Supplier



Official Timekeeper



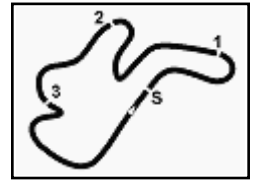
Phillip Island 4.445 m

Australian Round, 23-24-25 February 2018

World Superbike - Ideal Times Free Practice 3rd Session

No.	Rider	Nat	Bike	Seg. 1	Seg. 2	Seg. 3	Seg. 4	Ideal Time		
				Diff. 1	Diff. 2	Diff. 3	Diff. 4	Best Lap	Pos.	Diff.
1	1 J. REA	GBR	Kawasaki ZX-10RR	21.660	26.063 0.059	17.325 0.064	25.745 0.056	1'30.793 1'30.972	2	0.179
2	12 X. FORES	ESP	Ducati Panigale R	21.756 0.066	26.435	17.306 0.042	25.610 0.010	1'31.107 1'31.225	3	0.118
3	2 L. CAMIER	GBR	Honda CBR1000RR	21.755 0.074	26.260	17.397	25.747	1'31.159 1'31.233	4	0.074
4	66 T. SYKES	GBR	Kawasaki ZX-10RR	21.825	26.293 0.018	17.434	25.671	1'31.223 1'31.241	5	0.018
5	33 M. MELANDRI	ITA	Ducati Panigale R	21.803 0.113	26.365	17.464 0.118	25.601 0.020	1'31.233 1'31.484	7	0.251
6	22 A. LOWES	GBR	Yamaha YZF R1	21.832 0.094	26.241	17.449 0.073	25.729 0.098	1'31.251 1'31.516	9	0.265
7	60 M. VAN DER MARK	NED	Yamaha YZF R1	21.781	26.394 0.016	17.369	25.750 0.116	1'31.294 1'31.426	6	0.132
8	7 C. DAVIES	GBR	Ducati Panigale R	21.832 0.082	26.273	17.518	25.724 0.086	1'31.347 1'31.515	8	0.168
9	50 E. LAVERTY	IRL	Aprilia RSV4 RF	21.913 0.064	26.334 0.051	17.541 0.017	25.620	1'31.408 1'31.540	10	0.132
10	81 J. TORRES	ESP	MV Agusta 1000 F4	22.031 0.061	26.377 0.142	17.515	25.798	1'31.721 1'31.924	11	0.203
11	45 J. GAGNE	USA	Honda CBR1000RR	21.960 0.044	26.468 0.098	17.428 0.029	25.909	1'31.765 1'31.936	12	0.171
12	32 L. SAVADORI	ITA	Aprilia RSV4 RF	21.937 0.022	26.551	17.594 0.018	25.738 0.122	1'31.820 1'31.982	13	0.162
13	54 T. RAZGATLIOGLU	TUR	Kawasaki ZX-10RR	21.950 0.006	26.539 0.124	17.481 0.024	25.902 0.053	1'31.872 1'32.079	14	0.207
14	68 Y. HERNANDEZ	COL	Kawasaki ZX-10RR	22.079 0.069	26.751	17.591 0.037	25.820	1'32.241 1'32.347	16	0.106
15	36 L. MERCADO	ARG	Kawasaki ZX-10RR	22.080	26.667	17.537	26.001	1'32.285 1'32.285	15	
16	40 R. RAMOS	ESP	Kawasaki ZX-10RR	22.030	26.716 0.165	17.660 0.040	25.947 0.118	1'32.353 1'32.676	17	0.323
17	17 T. HERFOSS	AUS	Honda CBR1000RR	22.276 0.006	26.844 0.205	17.738 0.018	25.898	1'32.756 1'32.985	18	0.229
18	25 D. FALZON	AUS	Yamaha YZF R1	22.420	26.899	17.682	25.990	1'32.991 1'32.991	19	
19	99 P. JACOBSEN	USA	Honda CBR1000RR	22.249	26.791	17.808	26.191 0.049	1'33.039 1'33.088	20	0.049
20	37 O. JEZEK	CZE	Yamaha YZF R1	22.220 0.095	26.913	17.813 0.214	26.102 0.196	1'33.048 1'33.553	21	0.505
21	76 L. BAZ	FRA	BMW S 1000 RR	22.189 0.024	27.067	17.907 0.043	26.175 0.193	1'33.338 1'33.598	22	0.260
Overall Ideal Time				21.660	26.063	17.306	25.601	1'30.630		

23/02/2018
 These data/results cannot be reproduced, stored and/or transmitted in whole or in part by any manner of electronic, mechanical, photocopying, recording, broadcasting or otherwise now known or herein after developed without the previous express consent by the copyright owner, except for reproduction in daily press and regular printed publications on sale to the public within 60 days of the event related to those data/results and always provided that copyright symbol appears together as follows below.
 © DORNA WSBK ORGANIZATION Srl 2018



Australian Round, 23-24-25 February 2018 World Superbike - Chronological Analysis Free Practice 3rd Session

Phillip Island 4.445 m

3 / 4

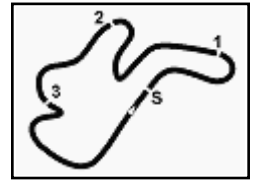
Lap	Seg.1	Seg.2	Seg.3	Seg.4	Lap Time	km/h	Local Time
8	22.117	35.323	18.270	12'10.790	13'26.500P	297,5	16:05'56.307
9	28.089	26.921	17.598	25.999	1'38.607P		16:07'34.914
10	21.956	26.663	17.505	25.955	1'32.079	295,9	16:09'06.993
11	21.950	26.539	17.630	26.379	1'32.498	299,2	16:10'39.491
12	22.073	26.725	17.566	26.036	1'32.390	299,2	16:12'11.881
13	24.261	33.152	17.659	25.954	1'41.026	295,1	16:13'52.907
14	22.042	26.628	17.481	25.938	1'32.089	298,3	16:15'24.996
17° 17 T. HERFOSS (1'32.985)							
Lap	Seg.1	Seg.2	Seg.3	Seg.4	Lap Time	km/h	Local Time
1	29.362	28.955	18.440	26.665	1'43.422P		15:35'11.757
2	22.867	27.790	18.152	29.054	1'37.863	287,2	15:38'33.042
3	22.356	27.256	17.748	26.226	1'33.586	289,5	15:40'06.628
4	22.282	27.049	17.756	25.898	1'32.985	294,3	15:41'39.613
5	22.276	27.641	17.937	28.578	1'36.432	293,5	15:43'16.045
6	22.437	26.844	17.842	26.153	1'33.276	291,9	15:44'49.321
7	23.803	30.692	21.543	8'22.958	9'38.996P	291,1	15:54'28.317
8	27.848	30.118	20.125	26.469	1'44.560P		15:56'12.877
9	22.446	27.127	17.785	26.188	1'33.546	291,1	15:57'46.423
10	23.307	26.872	17.738	7'47.766	8'55.683P	289,5	16:06'42.106
11	28.892	30.076	19.166	26.787	1'44.921P		16:08'27.027
12	22.851	29.665	17.974	26.538	1'37.028	285,7	16:10'04.055
18° 25 D. FALZON (1'32.991)							
Lap	Seg.1	Seg.2	Seg.3	Seg.4	Lap Time	km/h	Local Time
1	29.723	28.668	18.357	26.683	1'43.431P		15:35'12.100
2	22.969	27.861	17.979	26.777	1'35.586	297,5	15:38'31.117
3	22.616	27.446	18.310	26.254	1'34.626	290,3	15:40'05.743
4	22.667	40.358	18.742	29.305	1'51.072	291,1	15:41'56.815
5	22.749	28.982	18.120	26.690	1'36.541	290,3	15:43'33.356
6	22.956	29.748	18.816	13'04.314	14'15.834P	282,7	15:57'49.190
7	37.742	30.012	17.891	26.570	1'52.215P		15:59'41.405
8	22.420	26.899	17.682	25.990	1'32.991	290,3	16:01'14.396
9	22.509	27.123	18.004	26.263	1'33.899	280,5	16:02'48.295
10	22.492	27.165	17.918	26.335	1'33.910	278,4	16:04'22.205
11	22.470	27.168	18.060	26.471	1'34.169	281,3	16:05'56.374
12	22.778	27.230	18.061	26.471	1'34.540	276,2	16:07'30.914
19° 99 P. JACOBSEN (1'33.088)							
Lap	Seg.1	Seg.2	Seg.3	Seg.4	Lap Time	km/h	Local Time
1	29.497	28.421	18.453	27.089	1'43.460P		15:35'42.856
2	22.757	26.915	18.048	26.493	1'34.213	295,1	15:39'00.529
3	22.541	29.017	18.435	26.585	1'36.578	295,9	15:40'37.107
4	22.446	26.855	17.913	26.643	1'33.857	295,9	15:42'10.964
5	22.368	27.155	17.930	26.527	1'33.980	301,7	15:43'44.944
6	23.257	30.300	18.540	12'51.748	14'03.845P	298,3	15:57'48.789
7	35.917	28.048	18.109	26.475	1'48.549P		15:59'37.338
8	22.349	26.914	17.810	26.191	1'33.264	293,5	16:01'10.602
9	22.432	27.173	21.806	10'00.036	11'11.447P	292,7	16:12'22.049
10	35.289	28.030	18.021	26.463	1'47.803P		16:14'09.852
11	22.249	26.791	18.028	26.240	1'33.088	291,9	16:15'42.940
20° 37 O. JEZEK (1'33.553)							
Lap	Seg.1	Seg.2	Seg.3	Seg.4	Lap Time	km/h	Local Time
1	29.565	28.799	18.477	26.553	1'43.394P		15:36'54.518
2	23.085	28.054	18.229	26.954	1'36.322	289,5	15:38'30.840
3	22.360	27.207	18.123	26.130	1'33.820	294,3	15:40'04.660
4	22.324	27.236	17.911	26.102	1'33.573	292,7	15:41'38.233
5	22.315	26.913	18.027	26.298	1'33.553	295,9	15:43'11.786
6	22.419	27.332	17.960	26.306	1'34.017	294,3	15:44'45.803
7	22.790	27.228	17.899	26.212	1'34.129	287,2	15:46'19.932
8	22.567	27.217	18.057	26.326	1'34.167	295,1	15:47'54.099
9	25.850	28.806	21.582	9'14.625	10'30.863P	287,2	15:58'24.962

23/02/2018

P = Pits In/Out - C = Lap Time Cancelled

These data/results cannot be reproduced, stored and/or transmitted in whole or in part by any manner of electronic, mechanical, photocopying, recording, broadcasting or otherwise now known or herein after developed without the previous express consent by the copyright owner, except for reproduction in daily press and regular printed publications on sale to the public within 60 days of the event related to those data/results and always provided that copyright symbol appears together as follows below.

© DORNA WSBK ORGANIZATION Srl 2018



Phillip Island 4.445 m

4 / 4

Australian Round, 23-24-25 February 2018

World Superbike - Chronological Analysis Free Practice 3rd Session

10	37.746	29.940	20.215	30.698	1'58.599P		16:00'23.561
11	22.220	36.845	18.647	26.693	1'44.405	290,3	16:02'07.966
12	23.908	28.244	18.569	2'25.535	3'36.256P	278,4	16:05'44.222
13	31.610	29.019	20.632	26.365	1'47.626P		16:07'31.848
14	22.284	27.236	18.068	26.220	1'33.808	291,9	16:09'05.656
15	22.395	27.029	17.860	26.414	1'33.698	288,0	16:10'39.354
16	22.586	27.050	17.813	26.373	1'33.822	288,0	16:12'13.176
17	22.484	27.494	19.570	30.932	1'40.480	289,5	16:13'53.656
18	22.420	27.127	17.955	26.350	1'33.852	293,5	16:15'27.508

21°		76 L. BAZ (1'33.598)					
Lap	Seg.1	Seg.2	Seg.3	Seg.4	Lap Time	km/h	Local Time
							15:35'11.475
1	28.672	28.613	18.667	26.645	1'42.597P		15:36'54.072
2	23.048	28.431	18.156	28.555	1'38.190	289,5	15:38'32.262
3	22.784	27.987	17.972	26.175	1'34.918	291,1	15:40'07.180
4	22.189	27.070	17.907	27.295	1'34.461	300,0	15:41'41.641
5	22.213	27.067	17.950	26.368	1'33.598	305,1	15:43'15.239

23/02/2018

P = Pits In/Out - C = Lap Time Cancelled

These data/results cannot be reproduced, stored and/or transmitted in whole or in part by any manner of electronic, mechanical, photocopying, recording, broadcasting or otherwise now known or herein after developed without the previous express consent by the copyright owner, except for reproduction in daily press and regular printed publications on sale to the public within 60 days of the event related to those data/results and always provided that copyright symbol appears together as follows below.

© DORNA WSBK ORGANIZATION Srl 2018

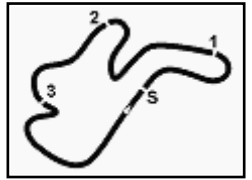
FKR PERUGIA TIMING



Official Tyre Supplier



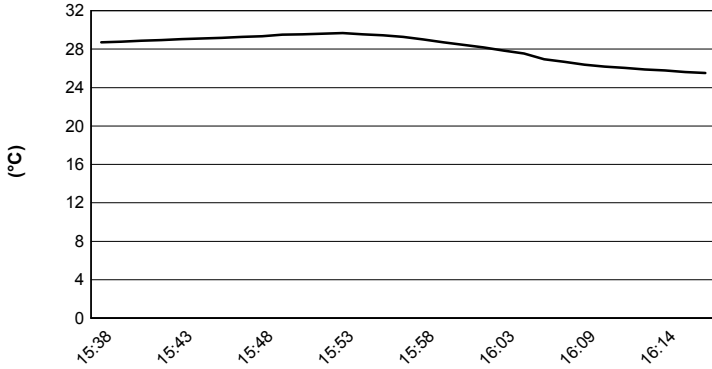
Official Timekeeper



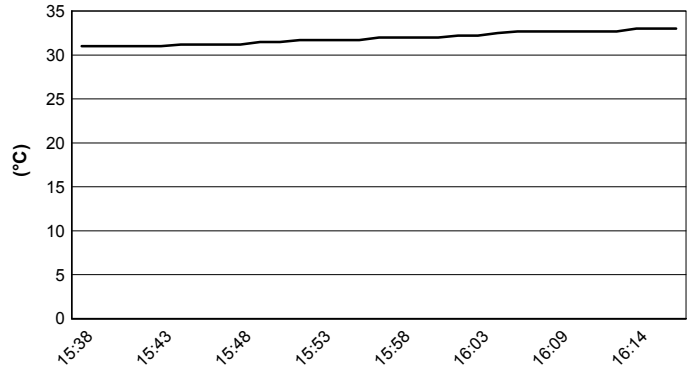
Phillip Island 4.445 m

Australian Round, 23-24-25 February 2018
World Superbike - Weather Report Free Practice 3rd Session
 Session started 15:35 - Session ended 16:16

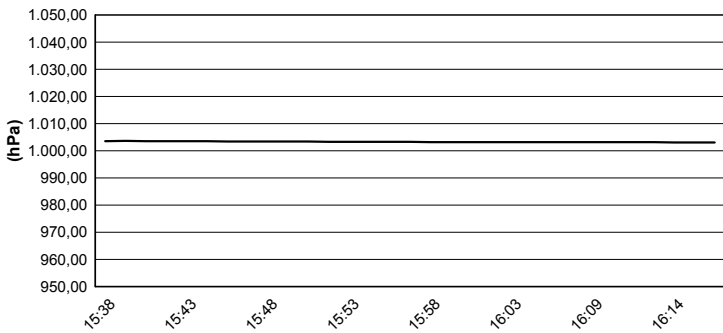
Air Temperature



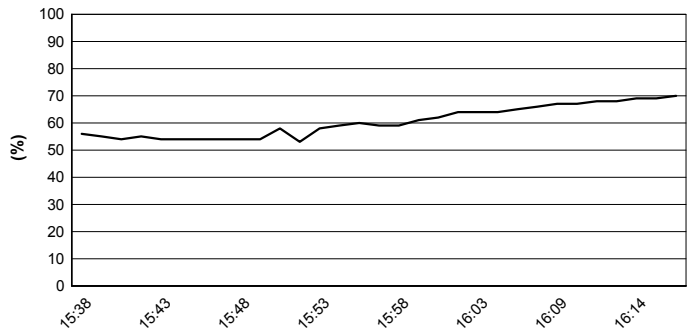
Track Temperature



Air Pressure



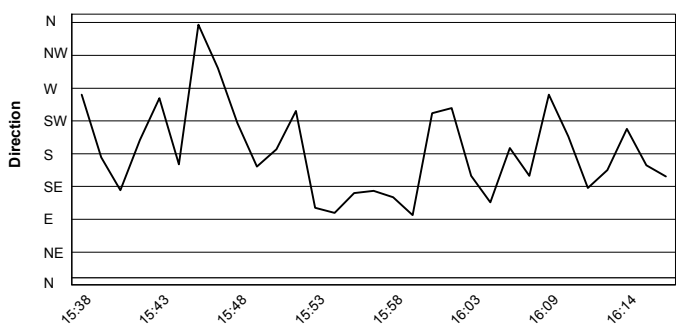
Humidity



Wind Speed



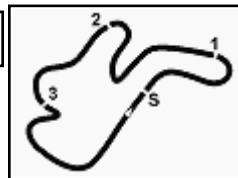
Wind Direction



23/02/2018

These data/results cannot be reproduced, stored and/or transmitted in whole or in part by any manner of electronic, mechanical, photocopying, recording, broadcasting or otherwise now known or herein after developed without the previous express consent by the copyright owner, except for reproduction in daily press and regular printed publications on sale to the public within 60 days of the event related to those data/results and always provided that copyright symbol appears together as follows below.

© DORNA WSBK ORGANIZATION Srl 2018



Phillip Island 4.445 m

Australian Round, 23-24-25 February 2018

World Superbike - Superpoles Entry List

Superpole 1

FPs Pos	No. Rider	Nat	Team	Bike	Time
11	45 J. GAGNE	USA	Red Bull Honda World Superbike Team	Honda CBR1000RR	1'31.689
12	54 T. RAZGATLIOGLU	TUR	Kawasaki Puccetti Racing	Kawasaki ZX-10RR	1'31.824
13	81 J. TORRES	ESP	MV Agusta Reparto Corse	MV Agusta 1000 F4	1'31.924
14	40 R. RAMOS	ESP	Team GoEleven Kawasaki	Kawasaki ZX-10RR	1'32.244
15	36 L. MERCADO	ARG	Orelac Racing VerdNatura	Kawasaki ZX-10RR	1'32.285
16	76 L. BAZ	FRA	GULF ALTHEA BMW Racing Team	BMW S 1000 RR	1'32.340
17	68 Y. HERNANDEZ	COL	Team Pedercini Racing	Kawasaki ZX-10RR	1'32.347
18	99 P. JACOBSEN	USA	TripleM Honda World Superbike Team	Honda CBR1000RR	1'32.501
19	17 T. HERFOSS	AUS	Penrite Honda	Honda CBR1000RR	1'32.683
20	47 W. MAXWELL	AUS	Yamaha Racing Team	Yamaha YZF R1	1'32.723
21	25 D. FALZON	AUS	Yamaha Racing Team	Yamaha YZF R1	1'32.991
22	37 O. JEZEK	CZE	Guandalini Racing	Yamaha YZF R1	1'33.553

Superpole 2

FPs Pos	No. Rider	Nat	Team	Bike	Time
1	32 L. SAVADORI	ITA	Milwaukee Aprilia	Aprilia RSV4 RF	1'30.407
2	2 L. CAMIER	GBR	Red Bull Honda World Superbike Team	Honda CBR1000RR	1'30.722
3	50 E. LAVERTY	IRL	Milwaukee Aprilia	Aprilia RSV4 RF	1'30.746
4	66 T. SYKES	GBR	Kawasaki Racing Team WorldSBK	Kawasaki ZX-10RR	1'30.882
5	1 J. REA	GBR	Kawasaki Racing Team WorldSBK	Kawasaki ZX-10RR	1'30.972
6	33 M. MELANDRI	ITA	Aruba.it Racing - Ducati	Ducati Panigale R	1'30.973
7	60 M. VAN DER MARK	NED	Pata Yamaha Official WorldSBK Team	Yamaha YZF R1	1'31.114
8	12 X. FORES	ESP	Barni Racing Team	Ducati Panigale R	1'31.225
9	7 C. DAVIES	GBR	Aruba.it Racing - Ducati	Ducati Panigale R	1'31.515
10	22 A. LOWES	GBR	Pata Yamaha Official WorldSBK Team	Yamaha YZF R1	1'31.516

*
*

* These positions are assigned to the 1st and 2nd rider classified in Superpole 1

23/02/2018 1!

These data/results cannot be reproduced, stored and/or transmitted in whole or in part by any manner of electronic, mechanical, photocopying, recording, broadcasting or otherwise now known or herein after developed without the previous express consent by the copyright owner, except for reproduction in daily press and regular printed publications on sale to the public within 60 days of the event related to those data/results and always provided that copyright symbol appears together as follows below.

© DORNA WSBK ORGANIZATION Srl 2018

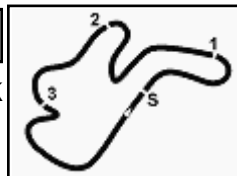
FIKR PERUGIA TIMING



Official Tyre Supplier



Official Timekeeper



Phillip Island 4.445 m

Australian Round, 23-24-25 February 2018

World Superbike - Best Laps & Speeds

No.	Rider Bike	Nat	Best Lap		FP1		FP2		FP3										
			LL	SPD	LL	SPD	LL	SPD	LL	SPD									
1	32 L. SAVADORI Aprilia RSV4 RF	ITA	1'30.407 43 314,8		1'44.698 13 291,8		1'30.407 16 314,8		1'31.982 14 305,0										
2	2 L. CAMIER Honda CBR1000RR	GBR	1'30.722 45 312,1		1'43.792 12 296,7		1'30.722 16 312,1		1'31.233 17 305,9										
3	50 E. LAVERTY Aprilia RSV4 RF	IRL	1'30.746 45 313,9		1'43.384 10 300,8		1'30.746 15 311,2		1'31.540 20 313,9										
4	66 T. SYKES Kawasaki ZX-10RR	GBR	1'30.882 46 309,4		1'44.432 10 295,0		1'30.882 21 309,4		1'31.241 15 305,9										
5	1 J. REA Kawasaki ZX-10RR	GBR	1'30.972 44 311,2		1'43.090 8 299,1		1'31.047 16 311,2		1'30.972 20 305,9										
6	33 M. MELANDRI Ducati Panigale R	ITA	1'30.973 47 314,8		1'42.974 14 299,1		1'30.973 15 314,8		1'31.484 18 309,4										
7	60 M. VAN DER MARK Yamaha YZF R1	NED	1'31.114 49 313,9		1'43.939 14 296,7		1'31.114 17 313,9		1'31.426 18 307,6										
8	12 X. FORES Ducati Panigale R	ESP	1'31.225 39 313,0		1'43.455 10 299,1		1'31.295 13 313,0		1'31.225 16 307,6										
9	7 C. DAVIES Ducati Panigale R	GBR	1'31.515 44 312,1		1'43.804 15 298,3		1'31.523 17 312,1		1'31.515 12 303,3										
10	22 A. LOWES Yamaha YZF R1	GBR	1'31.516 27 309,4		1'43.472 11 300,0				1'31.516 16 309,4										
11	45 J. GAGNE Honda CBR1000RR	USA	1'31.689 46 310,3		1'45.156 14 292,6		1'31.689 18 310,3		1'31.936 14 308,5										
12	54 T. RAZGATLIOGLU Kawasaki ZX-10RR	TUR	1'31.824 42 309,4		1'46.303 14 293,4		1'31.824 14 309,4		1'32.079 14 299,1										
13	81 J. TORRES MV Agusta 1000 F4	ESP	1'31.924 45 308,5		1'46.789 13 292,6		1'32.011 14 308,5		1'31.924 18 308,5										
14	40 R. RAMOS Kawasaki ZX-10RR	ESP	1'32.244 46 306,8		1'44.609 14 290,3		1'32.244 16 306,8		1'32.676 16 306,8										
15	36 L. MERCADO Kawasaki ZX-10RR	ARG	1'32.285 43 307,6		1'46.938 10 292,6		1'32.583 16 307,6		1'32.285 17 301,6										
16	76 L. BAZ BMW S 1000 RR	FRA	1'32.340 21 308,5		1'45.461 13 298,3		1'32.340 3 308,5		1'33.598 5 305,0										
17	68 Y. HERNANDEZ Kawasaki ZX-10RR	COL	1'32.347 51 305,9		1'44.104 17 291,1		1'32.652 18 305,9		1'32.347 16 297,5										
18	99 P. JACOBSEN Honda CBR1000RR	USA	1'32.501 43 305,9		1'43.766 16 290,3		1'32.501 16 305,9		1'33.088 11 301,6										
19	17 T. HERFOSS Honda CBR1000RR	AUS	1'32.683 23 300,0				1'32.683 11 300,0		1'32.985 12 294,2										
20	47 W. MAXWELL Yamaha YZF R1	AUS	1'32.723 24 295,0		1'46.351 9 282,7		1'32.723 15 295,0												
21	25 D. FALZON Yamaha YZF R1	AUS	1'32.991 42 303,3		1'46.943 14 282,7		1'33.124 16 303,3		1'32.991 12 297,5										
22	37 O. JEZEK Yamaha YZF R1	CZE	1'33.553 33 300,8				1'33.928 15 300,8		1'33.553 18 295,8										

23/02/2018

These data/results cannot be reproduced, stored and/or transmitted in whole or in part by any manner of electronic, mechanical, photocopying, recording, broadcasting or otherwise now known or herein after developed without the previous express consent by the copyright owner, except for reproduction in daily press and regular printed publications on sale to the public within 60 days of the event related to those data/results and always provided that copyright symbol appears together as follows below.

© DORNA WSBK ORGANIZATION Srl 2018

FIGR PERUGIA TIMING



Official Tyre Supplier



Official Timekeeper