

San Juan Villicum Circuit 4.276 m

1 / 2

Motul Argentinean Round, 11-13 October 2019

Results Race 1

Laps 21 = 89,796 Km - Time of Race 35'38.957 - Avg. 151,132 km/h

Pos	Grid	No. Rider	Nat	Team	Bike	Class	LL	Gap	Rel.	Fastest Lap	Speed	Qualifying	Speed
1	1	19 A. BAUTISTA	ESP	ARUBA.IT Racing - Ducati	Ducati Panigale V4 R		21			1'40.919	310,3	1'40.771	304,2
2	3	1 J. REA	GBR	Kawasaki Racing Team WorldSBK	Kawasaki ZX-10RR		21	1.562	1.562	1'41.119	305,1	1'40.911	305,9
3	4	54 T. RAZGATLIOGLU	TUR	Turkish Puccetti Racing	Kawasaki ZX-10RR	IND	21	3.327	1.765	1'41.190	301,7	1'41.234	300,8
4	2	60 M. VAN DER MARK	NED	Pata Yamaha WorldSBK Team	Yamaha YZF R1		21	16.996	13.669	1'41.432	298,3	1'40.896	302,5
5	5	22 A. LOWES	GBR	Pata Yamaha WorldSBK Team	Yamaha YZF R1		21	22.535	5.539	1'41.958	299,2	1'41.408	305,1
6	14	91 L. HASLAM	GBR	Kawasaki Racing Team WorldSBK	Kawasaki ZX-10RR		21	25.840	3.305	1'41.947	299,2	1'43.893	305,1
7	13	66 T. SYKES	GBR	BMW Motorrad WorldSBK Team	BMW S1000 RR		21	31.928	6.088	1'42.231	301,7	1'43.289	303,4
8	12	81 J. TORRES	ESP	Team Pedercini Racing	Kawasaki ZX-10RR	IND	21	41.819	9.891	1'42.404	300,0	1'43.196	298,3
9	18	36 L. MERCADO	ARG	Orelac Racing VerdNatura	Kawasaki ZX-10RR	IND	21	46.835	5.016	1'42.782	300,8		254,7
10	8	52 A. DELBIANCO	ITA	Althea Mie Racing Team	Honda CBR1000RR	IND	21	1'03.500	16.665	1'43.285	288,0	1'42.414	293,5
11	17	28 M. REITERBERGER	GER	BMW Motorrad WorldSBK Team	BMW S1000 RR		21	1'13.699	10.199	1'43.917	297,5	1'44.943	299,2
12	6	21 M. RINALDI	ITA	BARNI Racing Team	Ducati Panigale V4 R	IND	18	3 Laps	3 Laps	1'42.286	301,7	1'42.061	305,1
-----Not Classified-----													
NS	16	50 E. LAVERTY	IRL	Team Goeven	Ducati Panigale V4 R	IND						1'44.480	302,5
NS	10	33 M. MELANDRI	ITA	GRT Yamaha WorldSBK	Yamaha YZF R1	IND						1'42.573	299,2
NS	15	23 R. KIYONARI	JPN	Moriwaki Althea Honda Team	Honda CBR1000RR							1'44.251	300,0
NS	9	11 S. CORTESE	GER	GRT Yamaha WorldSBK	Yamaha YZF R1	IND						1'42.568	296,7
NS	7	7 C. DAVIES	GBR	ARUBA.IT Racing - Ducati	Ducati Panigale V4 R							1'42.153	311,2
NS	11	2 L. CAMIER	GBR	Moriwaki Althea Honda Team	Honda CBR1000RR							1'42.605	301,7

AIR	Humidity:	28%	Temp:	31°C
TRACK	Condition:	Dry	Temp:	45°C

Records	Pole (SP2)	2018	M.Melandri	1'39.012	155,47 Km/h
	Race (RC1)	2018	J.Rea	1'39.175	155,22 Km/h
	All Times (SP2)	2018	M.Melandri	1'39.012	155,47 Km/h
Race Fastest Lap		Lap 10	A.Bautista	1'40.919	152,53 Km/h

LAP LEADERS				
No. Rider	From	To	Laps	Total
19 A. BAUTISTA	1	21	21	0

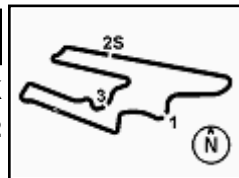
TOTAL LEADER LAPS			
No. Rider	Laps		
19 A. BAUTISTA	249	22 A. LOWES	2
1 J. REA	202		
60 M. VAN DER MARK	33		
7 C. DAVIES	25		
54 T. RAZGATLIOGLU	25		
66 T. SYKES	9		
91 L. HASLAM	3		

Start 16:00 End 16:37 The results are provisional until the end of the time limit for protests and appeals and the completion of the technical checks.

12/10/2019 16:00 16:37 These data/results cannot be reproduced, stored and/or transmitted in whole or in part by any manner of electronic, mechanical, photocopying, recording, broadcasting or otherwise now known or herein after developed without the previous express consent by the copyright owner, except for reproduction in daily press and regular printed publications on sale to the public within 60 days of the event related to those data/results and always provided that copyright symbol appears together as follows below.

© DORNA WSBK ORGANIZATION Srl 2019





Motul Argentinean Round, 11-13 October 2019 Results Race 1

Race Highlights

Time	No. Rider	Description
15.58.00		Warm-up Lap Start
15.58.34	2 Camier	Not Started
15.58.38	7 Davies	Not Started
15.58.42	11 Cortese	Not Started
15.58.47	23 Kiyonari	Not Started
15.58.52	33 Melandri	Not Started
15.58.58	50 Laverty	Not Started
16.00.30		Start
16.01.44		No Jump Start
16.24.12		2/3 of Race Distance Completed
16.31.00	21 Rinaldi	Entered Pits
16.34.06	21 Rinaldi	Exited Pits
16.36.16		2019 WorldSBK Best Independent Rider: T.Razgatioglu
16.37.48		End Of Session

12/10/2019 Start End The results are provisional until the end of the time limit for protests and appeals
16:00 16:37 and the completion of the technical checks.

These data/results cannot be reproduced, stored and/or transmitted in whole or in part by any manner of electronic, mechanical, photocopying, recording, broadcasting or otherwise now known or herein after developed without the previous express consent by the copyright owner, except for reproduction in daily press and regular printed publications on sale to the public within 60 days of the event related to those data/results and always provided that copyright symbol appears together as follows below.

© DORNA WSBK ORGANIZATION Srl 2019

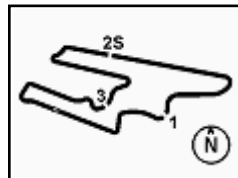
FKR PERUGIA TIMING



Official Tyre Supplier



Official Timekeeper



San Juan Villicum Circuit 4.276 m

1 / 3
Motul Argentinean Round, 11-13 October 2019
Lap Chart Race 1

		Lap																				
	1	2	3	4	5	6	7	8	9	10	11	12	13	14	15	16	17	18	19	20	21	
1	19	19	19	19	19	19	19	19	19	19	19	19	19	19	19	19	19	19	19	19	19	19
2	1	1	1	1	1	1	1	1	1	1	1	1	1	1	1	1	1	1	1	1	1	1
3	60	54	54	54	54	54	54	54	54	54	54	54	54	54	54	54	54	54	54	54	54	54
4	54	60	60	60	60	60	60	60	60	60	60	60	60	60	60	60	60	60	60	60	60	60
5	22	22	22	22	22	22	22	22	22	22	22	22	22	22	22	22	22	22	22	22	22	22
6	66	66	66	21	21	21	21	21	21	91	91	91	91	91	91	91	91	91	91	91	91	91
7	21	21	21	66	66	91	91	91	91	21	66	66	66	66	66	66	66	66	66	66	66	66
8	52	52	52	91	91	66	66	66	66	66	21	81	81	81	81	81	81	81	81	81	81	81
9	81	91	91	52	81	81	81	81	81	81	21	36	36	36	36	36	36	36	36	36	36	36
10	91	81	81	81	36	52	36	52	52	52	52	52	52	52	52	52	52	52	52	52	52	52
11	28	36	36	36	52	36	52	36	36	36	36	36	21	28	28	28	28	28	28	28	28	28
12	36	28	28	28	28	28	28	28	28	28	28	28	28	21	21	21	21	21				

Final Result		
1	19 A. BAUTISTA	Laps 21
2	1 J. REA	1.562
3	54 T. RAZGATLIOGLU	3.327
4	60 M. VAN DER MARK	16.996
5	22 A. LOWES	22.535
6	91 L. HASLAM	25.840
7	66 T. SYKES	31.928
8	81 J. TORRES	41.819
9	36 L. MERCADO	46.835
10	52 A. DELBIANCO	1'03.500
11	28 M. REITERBERGER	1'13.699
12	21 M. RINALDI	3 Laps
	NS 2 L. CAMIER	
	NS 50 E. LAVERTY	
	NS 33 M. MELANDRI	
	NS 23 R. KIYONARI	
	NS 11 S. CORTESE	
	NS 7 C. DAVIES	

12/10/2019

These data/results cannot be reproduced, stored and/or transmitted in whole or in part by any manner of electronic, mechanical, photocopying, recording, broadcasting or otherwise now known or herein after developed without the previous express consent by the copyright owner, except for reproduction in daily press and regular printed publications on sale to the public within 60 days of the event related to those data/results and always provided that copyright symbol appears together as follows below.

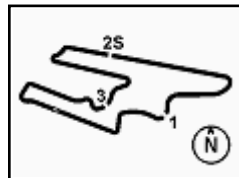
© DORNA WSBK ORGANIZATION Srl 2019

FCR PERIGIA TIMING


Official Tyre Supplier



Official Timekeeper


Motul Argentinean Round, 11-13 October 2019
Lap Chart Race 1

San Juan Villicum Circuit 4.276 m

3 / 3

Race Pace Comparison

	19 Bau	1 Rea	54 Raz	60 vdM	22 Low	91 Has	66 Syk	81 Tor	36 Mer	52 Del	28 Rei	21 Rin
1	1'45.728	1'45.809	1'46.280	1'46.010	1'47.023	1'49.206	1'47.414	1'48.689	1'49.681	1'47.916	1'49.586	1'47.576
2	1'41.945	1'42.189	1'42.027	1'42.612	1'42.712	1'43.434	1'43.166	1'44.356	1'44.207	1'43.940	1'44.307	1'43.964
3	1'42.040	1'41.825	1'41.606	1'41.752	1'41.958	1'42.934	1'43.454	1'43.622	1'43.618	1'43.285	1'44.455	1'43.227
4	1'41.551	1'41.568	1'41.617	1'41.432	1'42.252	1'43.605	1'44.887	1'43.061	1'43.240	1'44.133	1'45.186	1'43.732
5	1'41.453	1'41.683	1'41.760	1'41.731	1'42.240	1'42.963	1'42.920	1'43.199	1'42.782	1'44.746	1'44.966	1'42.739
6	1'41.269	1'41.119	1'41.495	1'41.650	1'42.917	1'42.843	1'43.611	1'42.694	1'44.254	1'43.597	1'45.919	1'42.760
7	1'41.421	1'41.346	1'41.190	1'41.749	1'43.647	1'42.184	1'42.545	1'42.726	1'43.604	1'44.582	1'44.272	1'42.590
8	1'41.495	1'41.623	1'41.451	1'41.842	1'42.682	1'41.960	1'43.528	1'43.445	1'44.890	1'43.774	1'44.035	1'42.286
9	1'41.106	1'41.135	1'41.559	1'42.169	1'42.467	1'42.739	1'42.342	1'42.404	1'43.631	1'43.463	1'46.556	1'42.829
10	1'40.919	1'41.162	1'42.062	1'42.101	1'42.760	1'42.543	1'42.231	1'42.467	1'43.798	1'43.873	1'43.917	1'44.011
11	1'41.089	1'42.525	1'42.109	1'42.319	1'42.786	1'41.947	1'43.091	1'43.178	1'43.812	1'43.868	1'44.446	1'44.000
12	1'41.281	1'41.799	1'41.881	1'42.413	1'43.459	1'42.095	1'42.274	1'44.185	1'44.405	1'44.305	1'44.328	1'47.184
13	1'41.441	1'41.742	1'41.974	1'42.190	1'42.625	1'41.967	1'42.828	1'42.985	1'43.329	1'44.550	1'43.955	1'52.725
14	1'41.731	1'41.464	1'41.984	1'44.232	1'43.277	1'42.805	1'42.781	1'42.866	1'43.804	1'44.848	1'45.357	1'59.447
15	1'41.696	1'43.227	1'42.017	1'43.245	1'42.956	1'42.959	1'42.878	1'47.261	1'43.637	1'44.596	1'45.281	1'59.002
16	1'41.813	1'41.490	1'41.671	1'42.506	1'42.674	1'42.447	1'43.065	1'43.800	1'43.468	1'44.537	1'44.830	1'58.466
17	1'42.094	1'42.102	1'41.979	1'42.438	1'42.887	1'42.931	1'43.136	1'43.775	1'44.087	1'46.896	1'44.933	2'13.381
18	1'41.577	1'42.050	1'41.597	1'43.043	1'42.746	1'43.184	1'43.496	1'43.945	1'43.956	1'45.168	1'48.399	4'56.281
19	1'41.805	1'41.773	1'41.786	1'43.761	1'42.678	1'42.987	1'43.256	1'43.589	1'43.668	1'46.772	1'45.778	
20	1'42.361	1'41.544	1'41.631	1'42.852	1'42.270	1'42.736	1'43.660	1'43.563	1'43.561	1'45.405	1'46.007	
21	1'43.142	1'41.344	1'42.608	1'43.906	1'42.476	1'44.328	1'44.322	1'44.966	1'44.360	1'48.203	1'46.143	

12/10/2019

These data/results cannot be reproduced, stored and/or transmitted in whole or in part by any manner of electronic, mechanical, photocopying, recording, broadcasting or otherwise now known or herein after developed without the previous express consent by the copyright owner, except for reproduction in daily press and regular printed publications on sale to the public within 60 days of the event related to those data/results and always provided that copyright symbol appears together as follows below.

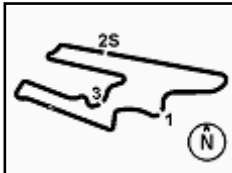
© DORNA WSBK ORGANIZATION Srl 2019

FICR PERUGIA TIMING


Official Tyre Supplier



Official Timekeeper



Motul Argentinean Round, 11-13 October 2019 Best Sectors & Speed Race 1

San Juan Villicum Circuit 4.276 m

RESULTS

1	19 A. BAUTISTA	Ducati Panigale V4 R	Laps 21
2	1 J. REA	Kawasaki ZX-10RR	1.562
3	54 T. RAZGATLIOGLU	Kawasaki ZX-10RR	3.327
4	60 M. VAN DER MARK	Yamaha YZF R1	16.996
5	22 A. LOWES	Yamaha YZF R1	22.535
6	91 L. HASLAM	Kawasaki ZX-10RR	25.840
7	66 T. SYKES	BMW S1000 RR	31.928
8	81 J. TORRES	Kawasaki ZX-10RR	41.819
9	36 L. MERCADO	Kawasaki ZX-10RR	46.835
10	52 A. DELBIANCO	Honda CBR1000RR	1'03.500
11	28 M. REITERBERGER	BMW S1000 RR	1'13.699
12	21 M. RINALDI	Ducati Panigale V4 R	3 Laps
NS	2 L. CAMIER	Honda CBR1000RR	
NS	7 C. DAVIES	Ducati Panigale V4 R	
NS	11 S. CORTESE	Yamaha YZF R1	
NS	23 R. KIYONARI	Honda CBR1000RR	
NS	33 M. MELANDRI	Yamaha YZF R1	
NS	50 E. LAVERTY	Ducati Panigale V4 R	

SPEED

1	19 A. BAUTISTA	Ducati Panigale V4 R	310,3
2	1 J. REA	Kawasaki ZX-10RR	305,1
3	66 T. SYKES	BMW S1000 RR	301,7
4	21 M. RINALDI	Ducati Panigale V4 R	301,7
5	54 T. RAZGATLIOGLU	Kawasaki ZX-10RR	301,7
6	36 L. MERCADO	Kawasaki ZX-10RR	300,8
7	81 J. TORRES	Kawasaki ZX-10RR	300,0
8	22 A. LOWES	Yamaha YZF R1	299,2
9	91 L. HASLAM	Kawasaki ZX-10RR	299,2
10	60 M. VAN DER MARK	Yamaha YZF R1	298,3
11	28 M. REITERBERGER	BMW S1000 RR	297,5
12	52 A. DELBIANCO	Honda CBR1000RR	288,0

SEG. 1

1	19 A. BAUTISTA	22.014
2	54 T. RAZGATLIOGLU	22.120
3	1 J. REA	22.124
4	22 A. LOWES	22.197
5	60 M. VAN DER MARK	22.212
6	91 L. HASLAM	22.297
7	66 T. SYKES	22.428
8	21 M. RINALDI	22.438
9	81 J. TORRES	22.464
10	36 L. MERCADO	22.562
11	52 A. DELBIANCO	22.637
12	28 M. REITERBERGER	22.775

SEG. 2

1	19 A. BAUTISTA	25.811
2	1 J. REA	25.951
3	60 M. VAN DER MARK	26.042
4	54 T. RAZGATLIOGLU	26.085
5	91 L. HASLAM	26.196
6	21 M. RINALDI	26.209
7	22 A. LOWES	26.233
8	81 J. TORRES	26.349
9	66 T. SYKES	26.367
10	36 L. MERCADO	26.401
11	28 M. REITERBERGER	26.630
12	52 A. DELBIANCO	26.653

SEG. 3

1	1 J. REA	25.975
2	19 A. BAUTISTA	26.081
3	54 T. RAZGATLIOGLU	26.177
4	66 T. SYKES	26.204
5	91 L. HASLAM	26.237
6	60 M. VAN DER MARK	26.254
7	22 A. LOWES	26.330
8	81 J. TORRES	26.412
9	21 M. RINALDI	26.515
10	36 L. MERCADO	26.619
11	28 M. REITERBERGER	26.675
12	52 A. DELBIANCO	26.683

SEG. 4

1	1 J. REA	26.629
2	60 M. VAN DER MARK	26.691
3	54 T. RAZGATLIOGLU	26.710
4	19 A. BAUTISTA	26.871
5	36 L. MERCADO	26.900
6	81 J. TORRES	26.913
7	91 L. HASLAM	27.014
8	21 M. RINALDI	27.051
9	22 A. LOWES	27.081
10	66 T. SYKES	27.119
11	52 A. DELBIANCO	27.133
12	28 M. REITERBERGER	27.405

12/10/2019

These data/results cannot be reproduced, stored and/or transmitted in whole or in part by any manner of electronic, mechanical, photocopying, recording, broadcasting or otherwise now known or herein after developed without the previous express consent by the copyright owner, except for reproduction in daily press and regular printed publications on sale to the public within 60 days of the event related to those data/results and always provided that copyright symbol appears together as follows below.

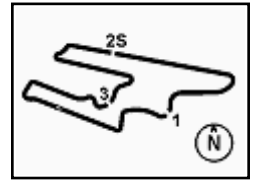
© DORNA WSBK ORGANIZATION Srl 2019

FICR PERUGIA TIMING


Official Tyre Supplier



Official Timekeeper



Motul Argentinean Round, 11-13 October 2019

Chronological Analysis Race 1

San Juan Villicum Circuit 4.276 m

2 / 3

Start at 16:00'25.573

Lap	Seg.1	Seg.2	Seg.3	Seg.4	Lap Time	km/h	Local Time
5	22.797	26.272	26.812	27.082	1'42.963	298,3	16:09'07.715
6	22.520	26.406	26.737	27.180	1'42.843	292,7	16:10'50.558
7	22.386	26.299	26.343	27.156	1'42.184	296,7	16:12'32.742
8	22.297	26.274	26.283	27.106	1'41.960	295,9	16:14'14.702
9	22.452	26.201	26.782	27.304	1'42.739	287,2	16:15'57.441
10	22.582	26.443	26.433	27.085	1'42.543	297,5	16:17'39.984
11	22.364	26.199	26.237	27.147	1'41.947	299,2	16:19'21.931
12	22.345	26.289	26.447	27.014	1'42.095	299,2	16:21'04.026
13	22.379	26.196	26.372	27.020	1'41.967	298,3	16:22'45.993
14	22.483	26.381	26.651	27.290	1'42.805	295,1	16:24'28.798
15	22.511	26.400	26.665	27.383	1'42.959	292,7	16:26'11.757
16	22.549	26.204	26.426	27.268	1'42.447	294,3	16:27'54.204
17	22.624	26.354	26.631	27.322	1'42.931	295,9	16:29'37.135
18	22.714	26.597	26.722	27.151	1'43.184	288,0	16:31'20.319
19	22.402	26.461	26.590	27.534	1'42.987	291,1	16:33'03.306
20	22.433	26.354	26.444	27.505	1'42.736	299,2	16:34'46.042
21	22.632	26.635	27.165	27.896	1'44.328	292,7	16:36'30.370
Race Time 36'04.797							

9° 36 L. MERCADO (1'42.782)							
Lap	Seg.1	Seg.2	Seg.3	Seg.4	Lap Time	km/h	Local Time
1		26.908	28.379	27.481	1'49.681	300,8	16:02'15.254
2	23.222	26.539	27.096	27.350	1'44.207	272,7	16:03'59.461
3	23.157	26.682	26.705	27.074	1'43.618	294,3	16:05'43.079
4	22.926	26.514	26.627	27.173	1'43.240	293,5	16:07'26.319
5	22.839	26.407	26.636	26.900	1'42.782	293,5	16:09'09.101
6	22.836	26.401	27.672	27.345	1'44.254	291,1	16:10'53.355
7	22.918	26.461	27.238	26.987	1'43.604	291,9	16:12'36.959
8	22.893	27.551	27.067	27.379	1'44.890	286,5	16:14'21.849
9	22.682	26.531	27.005	27.413	1'43.631	290,3	16:16'05.480
10	22.870	26.558	26.891	27.479	1'43.798	293,5	16:17'49.278
11	22.859	26.572	26.823	27.558	1'43.812	296,7	16:19'33.090
12	22.881	26.499	27.709	27.316	1'44.405	295,9	16:21'17.495
13	22.858	26.465	26.785	27.221	1'43.329	291,9	16:23'00.824
14	22.748	26.511	27.228	27.317	1'43.804	294,3	16:24'44.628
15	22.562	26.890	26.619	27.566	1'43.637	295,9	16:26'28.265
16	22.730	26.778	26.633	27.327	1'43.468	294,3	16:28'11.733
17	22.810	26.676	27.047	27.554	1'44.087	294,3	16:29'55.820
18	23.042	26.753	26.714	27.447	1'43.956	292,7	16:31'39.776
19	22.869	26.701	26.649	27.449	1'43.668	295,1	16:33'23.444
20	22.801	26.678	26.665	27.417	1'43.561	295,9	16:35'07.005
21	23.048	26.565	26.677	28.070	1'44.360	294,3	16:36'51.365
Race Time 36'25.792							

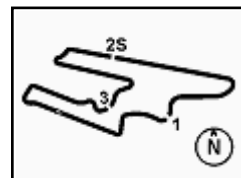
10° 52 A. DELBIANCO (1'43.285)							
Lap	Seg.1	Seg.2	Seg.3	Seg.4	Lap Time	km/h	Local Time
1		27.213	27.335	27.179	1'47.916	287,2	16:02'13.489
2	22.868	26.888	26.781	27.403	1'43.940	286,5	16:03'57.429
3	22.637	26.752	26.683	27.213	1'43.285	283,5	16:05'40.714
4	22.749	26.992	27.020	27.372	1'44.133	275,5	16:07'24.847
5	23.057	26.728	27.828	27.133	1'44.746	288,0	16:09'09.593
6	22.724	26.653	26.864	27.356	1'43.597	286,5	16:10'53.190
7	22.792	26.764	27.775	27.251	1'44.582	285,0	16:12'37.772
8	22.664	26.770	26.983	27.357	1'43.774	285,0	16:14'21.546
9	22.698	26.674	26.769	27.322	1'43.463	285,0	16:16'05.009
10	22.796	26.785	26.806	27.486	1'43.873	285,0	16:17'48.882
11	22.779	26.862	26.692	27.535	1'43.868	287,2	16:19'32.750
12	22.862	26.835	27.139	27.469	1'44.305	285,7	16:21'17.055
13	23.027	26.868	27.068	27.587	1'44.550	274,8	16:23'01.605
14	22.765	26.913	26.940	28.230	1'44.848	284,2	16:24'46.453
15	22.813	27.076	27.203	27.504	1'44.596	284,2	16:26'31.049
16	23.010	27.113	26.888	27.526	1'44.537	285,7	16:28'15.586
17	24.316	27.556	27.188	27.836	1'46.896	284,2	16:30'02.482
18	23.089	27.150	27.187	27.742	1'45.168	282,7	16:31'47.650
19	23.045	27.139	27.349	29.239	1'46.772	285,0	16:33'34.422
20	23.102	27.232	27.275	27.796	1'45.405	284,2	16:35'19.827
21	23.762	27.278	28.956	28.207	1'48.203	272,7	16:37'08.030
Race Time 36'42.457							

11° 28 M. REITERBERGER (1'43.917)							
Lap	Seg.1	Seg.2	Seg.3	Seg.4	Lap Time	km/h	Local Time
1		27.276	27.260	27.813	1'49.586	291,1	16:02'15.159
2	23.001	26.727	26.856	27.723	1'44.307	291,9	16:03'59.466
3	23.296	26.944	26.810	27.405	1'44.455	294,3	16:05'43.921
4	23.478	27.229	26.772	27.707	1'45.186	292,7	16:07'29.107
5	23.042	26.866	26.995	28.063	1'44.966	294,3	16:09'14.073
6	23.020	26.851	28.487	27.561	1'45.919	294,3	16:10'59.992
7	22.834	26.792	26.867	27.779	1'44.272	295,1	16:12'44.264
8	22.818	26.966	26.745	27.506	1'44.035	295,1	16:14'28.299
9	22.915	28.865	27.051	27.725	1'46.556	291,9	16:16'14.855
10	22.844	26.778	26.850	27.445	1'43.917	295,1	16:17'58.772

12/10/2019 P = Pits In/Out - C = Lap Time Cancelled

These data/results cannot be reproduced, stored and/or transmitted in whole or in part by any manner of electronic, mechanical, photocopying, recording, broadcasting or otherwise now known or herein after developed without the previous express consent by the copyright owner, except for reproduction in daily press and regular printed publications on sale to the public within 60 days of the event related to those data/results and always provided that copyright symbol appears together as follows below.

© DORNA WSBK ORGANIZATION Srl 2019



San Juan Villicum Circuit 4.276 m

3 / 3

Motul Argentinean Round, 11-13 October 2019 Chronological Analysis Race 1

Start at 16:00'25.573

11	22.845	26.630	27.348	27.623	1'44.446	297,5	16:19'43.218
12	23.067	26.870	26.675	27.716	1'44.328	295,1	16:21'27.546
13	22.775	26.715	26.928	27.537	1'43.955	294,3	16:23'11.501
14	23.016	26.859	27.506	27.976	1'45.357	288,8	16:24'56.858
15	23.287	27.111	26.979	27.904	1'45.281	295,1	16:26'42.139
16	22.901	26.926	26.984	28.019	1'44.830	292,7	16:28'26.969
17	22.979	27.074	27.045	27.835	1'44.933	293,5	16:30'11.902
18	23.710	28.965	27.656	28.068	1'48.399	291,1	16:32'00.301
19	23.350	26.960	27.286	28.182	1'45.778	295,1	16:33'46.079
20	23.287	27.041	27.587	28.092	1'46.007	294,3	16:35'32.086
21	23.330	27.033	27.634	28.146	1'46.143	295,1	16:37'18.229

Race Time 36'52.656

12° 21 M. RINALDI (1'42.286)

Lap	Seg.1	Seg.2	Seg.3	Seg.4	Lap Time	km/h	Local Time
1		26.848	27.108	27.567	1'47.576	285,0	16:02'13.149
2	22.934	26.537	26.994	27.499	1'43.964	286,5	16:03'57.113
3	22.691	26.454	26.841	27.241	1'43.227	285,7	16:05'40.340
4	22.648	26.973	26.816	27.295	1'43.732	299,2	16:07'24.072
5	22.591	26.332	26.659	27.157	1'42.739	297,5	16:09'06.811
6	22.549	26.401	26.681	27.129	1'42.760	298,3	16:10'49.571
7	22.612	26.354	26.573	27.051	1'42.590	299,2	16:12'32.161
8	22.438	26.209	26.515	27.124	1'42.286	301,7	16:14'14.447
9	22.457	26.342	26.736	27.294	1'42.829	300,0	16:15'57.276
10	22.551	26.916	26.968	27.576	1'44.011	277,6	16:17'41.287
11	22.500	26.575	27.346	27.579	1'44.000	292,7	16:19'25.287
12	23.248	28.246	27.806	27.884	1'47.184	278,4	16:21'12.471
13	22.981	29.104	30.263	30.377	1'52.725	223,1	16:23'05.196
14	24.488	32.446	30.782	31.731	1'59.447	217,7	16:25'04.643
15	25.296	31.876	30.338	31.492	1'59.002	222,7	16:27'03.645
16	25.482	31.370	30.704	30.910	1'58.466	230,8	16:29'02.111
17	25.381	32.224	31.312	44.464	2'13.381P	212,2	16:31'15.492
18	3'06.104	40.885	31.829	37.463	4'56.281P	201,1	16:36'11.773

Race Time 35'46.200

12/10/2019 P = Pits In/Out - C = Lap Time Cancelled

These data/results cannot be reproduced, stored and/or transmitted in whole or in part by any manner of electronic, mechanical, photocopying, recording, broadcasting or otherwise now known or herein after developed without the previous express consent by the copyright owner, except for reproduction in daily press and regular printed publications on sale to the public within 60 days of the event related to those data/results and always provided that copyright symbol appears together as follows below.

© DORNA WSBK ORGANIZATION Srl 2019



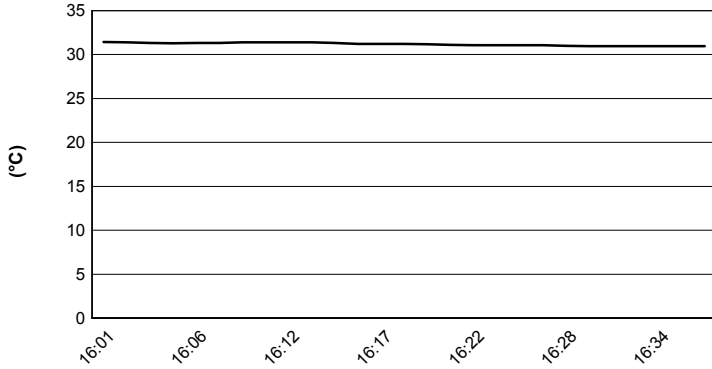
Motul Argentinean Round, 11-13 October 2019

Weather Report Race 1

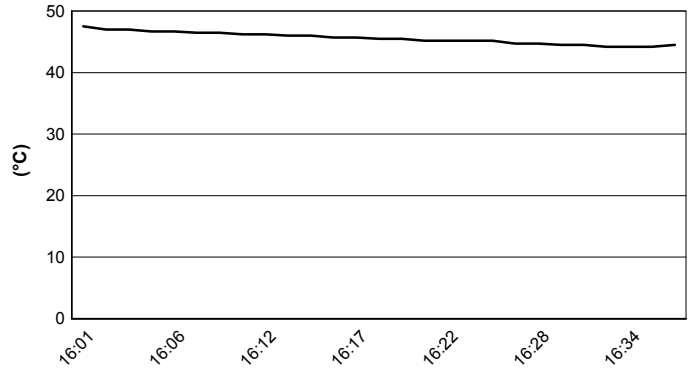
Session started 16:00 - Session ended 16:37

San Juan Villicum Circuit 4.276 m

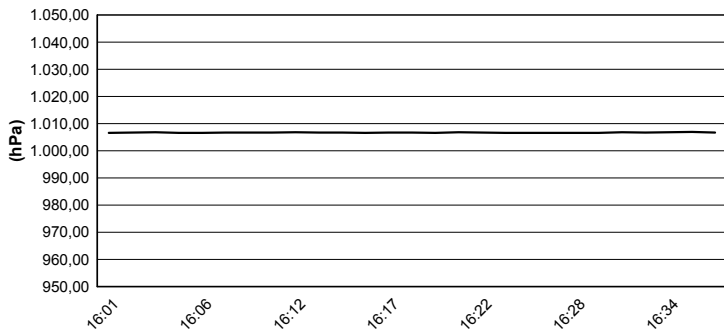
Air Temperature



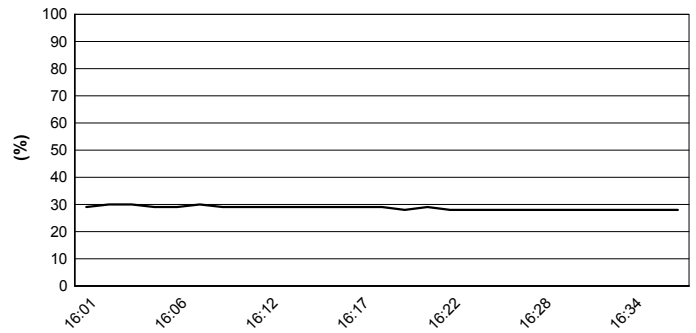
Track Temperature



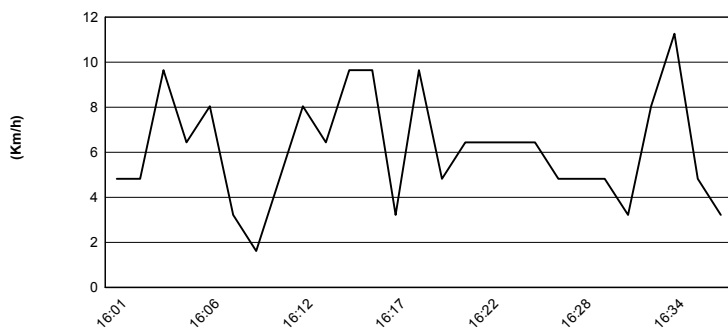
Air Pressure



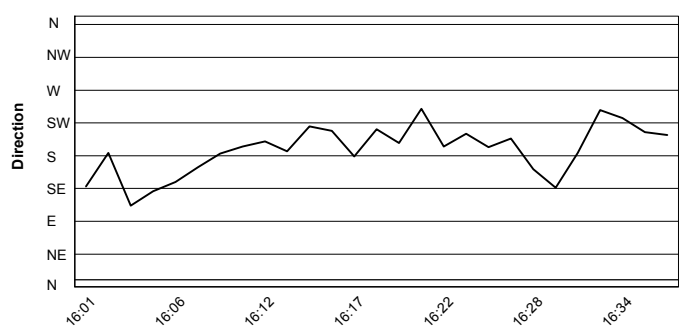
Humidity



Wind Speed



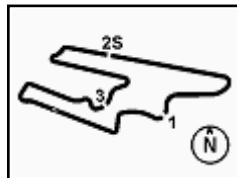
Wind Direction



12/10/2019

These data/results cannot be reproduced, stored and/or transmitted in whole or in part by any manner of electronic, mechanical, photocopying, recording, broadcasting or otherwise now known or herein after developed without the previous express consent by the copyright owner, except for reproduction in daily press and regular printed publications on sale to the public within 60 days of the event related to those data/results and always provided that copyright symbol appears together as follows below.

© DORNA WSBK ORGANIZATION Srl 2019



Motul Argentinean Round, 11-13 October 2019 Championship Standings

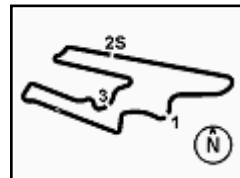
San Juan Villicum Circuit 4.276 m

1 / 3

Points	Points From First	Points From Previous	February 24 PHILLIP ISLAND		March 17 BURIRAM		April 7 ARAGON		April 14 ASSEN		May 12 IMOLA		June 9 JEREZ		June 23 MISANO		July 7 DONINGTON PARK		July 14 LAGUNA SECA		September 8 PORTIMAO		September 29 MAGNY COURS		October 13 SAN JUAN		October 26 LOSAIL			
			1	2	1	2	1	2	1	2	1	2	1	2	1	2	1	2	1	2	1	2	1	2	1	2	1	2	1	2
1	REA Jonathan (GBR)	564	20	20	20	20	20	20	20	16	25	12	13	20	25	25	25	25	20	25	20	25	20	20	25	20				
2	BAUTISTA Alvaro (ESP)	440	124	25	25	25	25	25	25	20	20	7	25	12	16	2	16					13	25	11	25					
3	LOWES Alex (GBR)	290	274	150	13	11	16	16	13	11	13	13	9		2	13	11	13	11	13	9	13	10	16	11					
4	VAN DER MARK Michael (NED)	287	277	3	11	13	13	13	10	8	16	20	13	20	25		8	8	9		16	9	3	20	13					
5	RAZGATLIOGLU Toprak (TUR)	276	288	11	10		6	7	8		7	7	16	11	16	20	3	20	16	16	10	16	25	16						
6	HASLAM Leon (GBR)	249	315	27	1	16	11	11	7	13	11	8	11	7	11	16	16	11	10	11	11		9	10						
7	DAVIES Chaz (GBR)	223	341	26	6	9	1		16	16	9	11		9		11	9	6	7	20	25	20		13						
8	SYKES Tom (GBR)	218	346	5	9	3	7		11	4	6	9		10	9	20	10	20	9	13	11	3	7	16	8	9				
9	MELANDRI Marco (ITA)	171	393	47	16	10	10	10	4	5	4	2	10	16	10		2	6	7	7	7	8	8	10						
10	TORRES Jordi (ESP)	125	439	46	5	2	5	6	6	9	8	6	5		8	4	6		10	8	5	5	5	6	8					
11	CORTESE Sandro (GER)	122	442	3	8	8	9	9	9	6	3	5		8	10	9	1	3	2	2	8	6	6							
12	BAZ Loris (FRA)	114	450	8										4	7	13	4	13	10	8	9	10	13	11						
13	RINALDI Michael Ruben (ITA)	113	451	1	7		8	8	3	7		1	8	6	13		11	4	4	6	6	6	4	2	4					
14	REITERBERGER Markus (GER)	73	491	40	3	4	2	5		1	10	10	6	5	4	1	5		1	3	4	3		1	5					
15	MERCADO Leandro (ARG)	67	497	6	2	5	4							3	5	6		10	2	4	5	2	1	4	5	7				
16	LAVERTY Eugene (IRL)	54	510	13	4	7			1	10	2	3							5	4		2	7	4						
17	CAMIER Leon (GBR)	42	522	12		6	3		5	3	5	4											9	7						
18	DELBIANCO Alessandro (ITA)	28	536	14			3					1	1	5		7	1	3					1	6						
19	KIYONARI Ryuichi (JPN)	22	542	6		1		4	2	2	1		2		2		5		1				2							
20	ZANETTI Lorenzo (ITA)	21	543	1								7			7	7														
21	HICKMAN Peter (GBR)	14	550	7													9	5												
22	BRIDEWELL Thomas (GBR)	12	552	2								4	2	6																
23	TAKAHASHI Yuki (JPN)	11	553	1										3	8															
24	PIRRO Michele (ITA)	10	554	1																										
25	CAVALIERI Samuele (ITA)	6	558	4											3	3														
26	BARRIER Sylvain (FRA)	3	561	3																				3						

12/10/2019 First Line: Race 1 & 2 - Second Line: Tissot Superpole Race
These data/results cannot be reproduced, stored and/or transmitted in whole or in part by any manner of electronic, mechanical, photocopying, recording, broadcasting or otherwise now known or herein after developed without the previous express consent by the copyright owner, except for reproduction in daily press and regular printed publications on sale to the public within 60 days of the event related to those data/results and always provided that copyright symbol appears together as follows below.
© DORNA WSBK ORGANIZATION Srl 2019





Motul Argentinean Round, 11-13 October 2019 Championship Standings

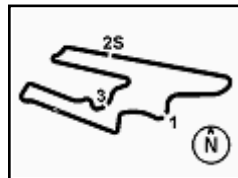
	Points	Points From First	Points From Previous	February 24 PHILLIP ISLAND	March 17 BURIRAM	April 7 ARAGON	April 14 ASSEN	May 12 IMOLA	June 9 JEREZ	June 23 MISANO	July 7 DONINGTON PARK	July 14 LAGUNA SECA	September 8 PORTIMAO	September 29 MAGNY COURS	October 13 SAN JUAN	October 26 LOSAIL			
27 BARBERA Hector (ESP)	3	561	0					3											
28 TAKAHASHI Takumi (JPN)	1	563	2										1						

12/10/2019 First Line: Race 1 & 2 - Second Line: Tissot Superpole Race

These data/results cannot be reproduced, stored and/or transmitted in whole or in part by any manner of electronic, mechanical, photocopying, recording, broadcasting or otherwise now known or herein after developed without the previous express consent by the copyright owner, except for reproduction in daily press and regular printed publications on sale to the public within 60 days of the event related to those data/results and always provided that copyright symbol appears together as follows below.

© DORNA WSBK ORGANIZATION Srl 2019





Motul Argentinean Round, 11-13 October 2019 Championship Standings

San Juan Villicum Circuit 4.276 m

3 / 3

Points	Points From First	Points From Previous	Independent Riders															
			February 24 PHILLIP ISLAND	March 17 BURIRAM	April 7 ARAGON	April 14 ASSEN	May 12 IMOLA	June 9 JEREZ	June 23 MISANO	July 7 DONINGTON PARK	July 14 LAGUNA SECA	September 8 PORTIMAO	September 29 MAGNY COURS	October 13 SAN JUAN	October 26 LOSAIL			
1	RAZGATLIOGLU Toprak (TUR)	276	10	6 7 1	8	7 7	16 3	11 16 3	20 6	3 20 9	16 16 6	10 16 6	25 12	16				
2	MELANDRI Marco (ITA)	171 105	16 10 4	10 10 4	4 5	4 2	10	16 7	10 4	2 6	7 7	7 8	8 10					
3	TORRES Jordi (ESP)	125 151 46	5 2	5 6	6 9 2	8 6	5 1	8 2	4 6		10 8 2	5 5	5 6	8				
4	CORTESE Sandro (GER)	122 154 3	8 8 3	9 9 3	9 6 1	3 5		8 10 1	9 1	3	2 2	8 6 2	6					
5	BAZ Loris (FRA)	114 162 8						4 7	13 4	13 10 5	8 9 3	10 1	13 11 3					
6	RINALDI Michael Ruben (ITA)	113 163 1	7 2	8 8	3 7	1	8	6 13	11 3	4 4	6 6	6 4	2	4				
7	MERCADO Leandro (ARG)	67 209 46	2 5	4				3 5	6 1	10 2	4 5 1	2 1	4 5 7					
8	LAVERTY Eugene (IRL)	54 222 13	4 7 1		1 10 4	2 3					5 4	2	7 4					
9	DELBIANCO Alessandro (ITA)	28 248 26		3			1	1	5	7 1	3		1	6				
10	ZANETTI Lorenzo (ITA)	21 255 7					7		7 7									
11	BRIDEWELL Thomas (GBR)	12 264 9					4	2 6										
12	PIRRO Michele (ITA)	10 266 2							8 2									
13	CAVALIERI Samuele (ITA)	6 270 4							3 3									
14	BARRIER Sylvain (FRA)	3 273 3											3					
15	BARBERA Hector (ESP)	3 273 0					3											

12/10/2019

First Line: Race 1 & 2 - Second Line: Tissot Superpole Race

These data/results cannot be reproduced, stored and/or transmitted in whole or in part by any manner of electronic, mechanical, photocopying, recording, broadcasting or otherwise now known or herein after developed without the previous express consent by the copyright owner, except for reproduction in daily press and regular printed publications on sale to the public within 60 days of the event related to those data/results and always provided that copyright symbol appears together as follows below.

© DORNA WSBK ORGANIZATION Srl 2019

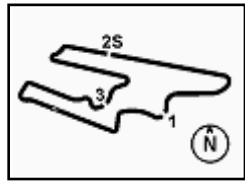
FICR PERUGIA TIMING



Official Tyre Supplier



Official Timekeeper



Motul Argentinean Round, 11-13 October 2019 Manufacturers Standings

San Juan Villicum Circuit 4.276 m

	Points	Points From First	Points From Previous	February 24 PHILLIP ISLAND		March 17 BURIRAM		April 7 ARAGON		April 14 ASSEN		May 12 IMOLA		June 9 JEREZ		June 23 MISANO		July 7 DONINGTON PARK		July 14 LAGUNA SECA		September 8 PORTIMAO		September 29 MAGNY COURS		October 13 SAN JUAN		October 26 LOSAIL	
				1	2	1	2	1	2	1	2	1	2	1	2	1	2	1	2	1	2	1	2	1	2	1	2	1	2
1 KAWASAKI	574			20	20	20	20	20	20	20	16	25	12	13	20	25	25	25	25	25	20	25	20	25	25	20			
2 DUCATI	545	29		25	25	25	25	25	25	20	25	20	9	25	13	16	11	6	16	20	25	20	25	11	13	25			
3 YAMAHA	397	177	148	16	13	16	16	13	11	16	20	13	6	20	25	13	13	13	13	11	13	16	13	13	20	13			
4 BMW	236	338	161	9	4	7	5	11	4	10	10	6	2	10	9	20	10	20	9	13	11	4	7	16	8	9			
5 HONDA	79	495	157	6		3	4	5	3	5	4	2		1	3	8		7	1	3	1	1		9	7	6			

12/10/2019 First Line: Race 1 & 2 - Second Line: Tissot Superpole Race

These data/results cannot be reproduced, stored and/or transmitted in whole or in part by any manner of electronic, mechanical, photocopying, recording, broadcasting or otherwise now known or herein after developed without the previous express consent by the copyright owner, except for reproduction in daily press and regular printed publications on sale to the public within 60 days of the event related to those data/results and always provided that copyright symbol appears together as follows below.

© DORNA WSBK ORGANIZATION Srl 2019

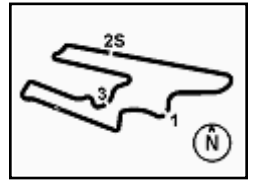
FIAT PERUGIA TIMING



Official Tyre Supplier



Official Timekeeper



Motul Argentinean Round, 11-13 October 2019 Provisional Starting Grid - Tissot Superpole Race

San Juan Villicum Circuit 4.276 m

10 Laps x 4,276 km = 42,760 km

Pos	Number	Name	Team	Time	Pos
1	1	REA J.	Kawasaki	1'40.911	1
2	60	VAN DER MARK M.	Yamaha	1'40.896	1
3	19	BAUTISTA A.	Ducati	1'40.771	1
4	54	RAZGATLIOGLU T.	Kawasaki	1'41.234	2
5	22	LOWES A.	Yamaha	1'41.408	2
6	21	RINALDI M.	Ducati	1'42.061	2
7	7	DAVIES C.	Ducati	1'42.153	3
8	52	DELBIANCO A.	Honda	1'42.414	3
9	11	CORTESE S.	Yamaha	1'42.568	3
10	33	MELANDRI M.	Yamaha	1'42.573	4
11	2	CAMIER L.	Honda	1'42.605	4
12	81	TORRES J.	Kawasaki	1'43.196	4
13	66	SYKES T.	BMW	1'43.289	5
14	91	HASLAM L.	Kawasaki	1'43.893	5
15	23	KIYONARI R.	Honda	1'44.251	5
16	50	LAVERTY E.	Ducati	1'44.480	6
17	28	REITERBERGER M.	BMW	1'44.943	6
18	76	BAZ L.	Yamaha	1'47.576	6
19	36	MERCADO L.	Kawasaki		7

12/10/2019 The Race Director

These data/results cannot be reproduced, stored and/or transmitted in whole or in part by any manner of electronic, mechanical, photocopying, recording, broadcasting or otherwise now known or herein after developed without the previous express consent by the copyright owner, except for reproduction in daily press and regular printed publications on sale to the public within 60 days of the event related to those data/results and always provided that copyright symbol appears together as follows below.

© DORNA WSBK ORGANIZATION Srl 2019

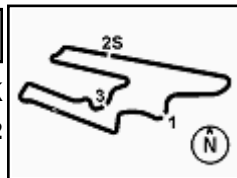
FKR PERUGIA TIMING



Official Tyre Supplier



Official Timekeeper



Motul Argentinean Round, 11-13 October 2019

Best Laps & Speeds

No.	Rider Bike	Nat	Best Lap		FP1		FP2		FP3		SP		RC1	
			LL	SPD	LL	SPD	LL	SPD	LL	SPD	LL	SPD	LL	SPD
1	54 T. RAZGATLIOGLU Kawasaki ZX-10RR	TUR	1'39.651		1'46.904	1'44.945	1'39.651		1'41.234	1'41.190				
			74	301,6	18	297,5	12	296,7	14	299,1	9	300,8	21	301,6
2	19 A. BAUTISTA Ducati Panigale V4 R	ESP	1'39.919		1'45.191	1'43.614	1'39.919		1'40.771	1'40.919				
			86	310,3	20	296,7	22	302,5	13	306,8	10	304,2	21	310,3
3	1 J. REA Kawasaki ZX-10RR	GBR	1'39.965		1'46.056	1'43.718	1'39.965		1'40.911	1'41.119				
			70	306,8	6	294,2	18	300,8	14	306,8	11	305,9	21	305,0
4	60 M. VAN DER MARK Yamaha YZF R1	NED	1'40.061		1'47.335	1'45.337	1'40.061		1'40.896	1'41.432				
			71	305,0	7	297,5	19	300,0	16	305,0	8	302,5	21	298,3
5	22 A. LOWES Yamaha YZF R1	GBR	1'40.131		1'47.031	1'45.269	1'40.131		1'41.408	1'41.958				
			75	305,0	10	298,3	21	300,0	14	303,3	9	305,0	21	299,1
6	7 C. DAVIES Ducati Panigale V4 R	GBR	1'40.203		1'48.012	1'44.866	1'40.203		1'42.153					
			48	311,2	6	297,5	18	303,3	13	310,3	11	311,2		
7	76 L. BAZ Yamaha YZF R1	FRA	1'40.211		1'47.569	1'46.639	1'40.211		1'47.576					
			51	297,5	15	294,2	16	292,6	17	297,5	3	287,2		
8	11 S. CORTESE Yamaha YZF R1	GER	1'40.263		1'47.721	1'45.144	1'40.263		1'42.568					
			61	298,3	18	293,4	18	295,8	15	298,3	10	296,7		
9	21 M. RINALDI Ducati Panigale V4 R	ITA	1'40.787		1'46.250	1'44.843	1'40.787		1'42.061	1'42.286				
			76	305,0	18	300,8	17	301,6	14	305,0	9	305,0	18	301,6
10	91 L. HASLAM Kawasaki ZX-10RR	GBR	1'40.925		1'47.833	1'45.011	1'40.925		1'43.893	1'41.947				
			76	305,0	18	294,2	13	300,0	15	303,3	9	305,0	21	299,1
11	33 M. MELANDRI Yamaha YZF R1	ITA	1'41.145		1'47.746	1'46.718	1'41.145		1'42.573					
			57	301,6	18	295,0	17	295,0	13	301,6	9	299,1		
12	50 E. LAVERTY Ducati Panigale V4 R	IRL	1'41.266		1'51.622	1'50.603	1'41.266		1'44.480					
			44	304,2	6	291,8	15	297,5	13	304,2	10	302,5		
13	2 L. CAMIER Honda CBR1000RR	GBR	1'41.373		1'49.842	1'47.988	1'41.373		1'42.605					
			46	301,6	6	286,4	17	300,0	13	299,1	10	301,6		
14	81 J. TORRES Kawasaki ZX-10RR	ESP	1'41.417		1'46.937	1'45.624	1'41.417		1'43.196	1'42.404				
			86	300,0	21	294,2	20	291,8	16	298,3	8	298,3	21	300,0
15	52 A. DELBIANCO Honda CBR1000RR	ITA	1'41.838		1'49.676	1'47.554	1'41.838		1'42.414	1'43.285				
			83	293,4	18	279,7	19	284,2	15	291,8	10	293,4	21	288,0
16	66 T. SYKES BMW S1000 RR	GBR	1'42.231		1'48.966	1'44.934	1'42.368		1'43.289	1'42.231				
			61	304,2	10	294,2	18	297,5	4	304,2	8	303,3	21	301,6
17	28 M. REITERBERGER BMW S1000 RR	GER	1'42.417		1'49.568	1'47.687	1'42.417		1'44.943	1'43.917				
			81	299,1	19	294,2	19	294,2	13	299,1	9	299,1	21	297,5
18	23 R. KIYONARI Honda CBR1000RR	JPN	1'42.435		1'47.914	1'47.613	1'42.435		1'44.251					
			62	300,0	17	293,4	19	296,7	15	300,0	11	300,0		
19	36 L. MERCADO Kawasaki ZX-10RR	ARG	1'42.782		1'49.492	1'46.523							1'42.782	
			47	300,8	9	283,4	17	291,8					21	300,8

12/10/2019

These data/results cannot be reproduced, stored and/or transmitted in whole or in part by any manner of electronic, mechanical, photocopying, recording, broadcasting or otherwise now known or herein after developed without the previous express consent by the copyright owner, except for reproduction in daily press and regular printed publications on sale to the public within 60 days of the event related to those data/results and always provided that copyright symbol appears together as follows below.

© DORNA WSBK ORGANIZATION Srl 2019

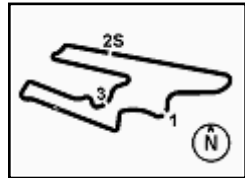
FICR PERUGIA TIMING



Official Tyre Supplier



Official Timekeeper



Motul Argentinean Round, 11-13 October 2019

Pirelli Best Lap Award

San Juan Villicum Circuit 4.276 m

	Points	Points From First	Points From Previous	February 24 PHILLIP ISLAND	March 17 BURIRAM	April 7 ARAGON	April 14 ASSEN	May 12 IMOLA	June 9 JEREZ	June 23 MISANO	July 7 DONINGTON PARK	July 14 LAGUNA SECA	September 8 PORTIMAO	September 29 MAGNY COURS	October 13 SAN JUAN	October 26 LOSAIL		
1 BAUTISTA Alvaro (ESP)	12			1 1	1 1	1 1	1 1		1			1	1		1			
2 REA Jonathan (GBR)	5	7						1	1	1			1	1				
3 RAZGATLIOGLU Toprak (TUR)	2	10	3							1	1							
4 LOWES Alex (GBR)	1	11	1											1				
5 DAVIES Chaz (GBR)	1	11	0									1						
6 SYKES Tom (GBR)	1	11	0								1							

12/10/2019 First Line: Race 1 & 2 - Second Line: Tissot Superpole Race

These data/results cannot be reproduced, stored and/or transmitted in whole or in part by any manner of electronic, mechanical, photocopying, recording, broadcasting or otherwise now known or herein after developed without the previous express consent by the copyright owner, except for reproduction in daily press and regular printed publications on sale to the public within 60 days of the event related to those data/results and always provided that copyright symbol appears together as follows below.

© DORNA WSBK ORGANIZATION Srl 2019

FIKR PERUGIA TIMING



Official Tyre Supplier



Official Timekeeper