
**Motul Argentinean Round, 11-13 October 2019**
**Biographical Entry List**

San Juan Villicum Circuit 4.276 m

No.	Rider (Abbreviation)	Nat	Bike Team	Wins 2019	Podiums 2019	Pole 2019	Races 2019	Tyres	Class
Age	Date of Birth	Place of Birth							
1	<b>1</b> <b>REA Jonathan</b> (Rea) 32 02/02/1987	GBR	<b>Kawasaki ZX-10RR</b> Kawasaki Racing Team WorldSBK	83 12	162 28	22 6	274 31	Pirelli	
2	<b>2</b> <b>CAMIER Leon</b> (Cam) 33 04/08/1986	GBR	<b>Honda CBR1000RR</b> Moriwaki Althea Honda Team		9		218 13	Pirelli	
3	<b>7</b> <b>DAVIES Chaz</b> (Dav) 32 10/02/1987	GBR	<b>Ducati Panigale V4 R</b> ARUBA.IT Racing - Ducati	30 1	86 7	7 1	208 31	Pirelli	
4	<b>11</b> <b>CORTESE Sandro</b> (Cor) 29 06/01/1990	GER	<b>Yamaha YZF R1</b> GRT Yamaha WorldSBK				31 31	Pirelli	IND
5	<b>19</b> <b>BAUTISTA Alvaro</b> (Bau) 34 21/11/1984	ESP	<b>Ducati Panigale V4 R</b> ARUBA.IT Racing - Ducati	15 15	20 20	3 3	31 31	Pirelli	
6	<b>21</b> <b>RINALDI Michael Ruben</b> (Rin) 23 21/12/1995	ITA	<b>Ducati Panigale V4 R</b> BARNI Racing Team				47 31	Pirelli	IND
7	<b>22</b> <b>LOWES Alex</b> (Low) 29 14/09/1990	GBR	<b>Yamaha YZF R1</b> Pata Yamaha WorldSBK Team	1	18 7	1	160 31	Pirelli	
8	<b>23</b> <b>KIYONARI Ryuichi</b> (Kiy) 37 23/09/1982	JPN	<b>Honda CBR1000RR</b> Moriwaki Althea Honda Team	3	6		84 31	Pirelli	
9	<b>28</b> <b>REITERBERGER Markus</b> (Rei) 25 09/03/1994	GER	<b>BMW S1000 RR</b> BMW Motorrad WorldSBK Team				66 28	Pirelli	
10	<b>33</b> <b>MELANDRI Marco</b> (Mel) 37 07/08/1982	ITA	<b>Yamaha YZF R1</b> GRT Yamaha WorldSBK	22	75 3	4	184 31	Pirelli	IND
11	<b>36</b> <b>MERCADO Leandro</b> (Mer) 27 15/02/1992	ARG	<b>Kawasaki ZX-10RR</b> Orelac Racing VerdNatura				112 27	Pirelli	IND
12	<b>50</b> <b>LAVERTY Eugene</b> (Lav) 33 03/06/1986	IRL	<b>Ducati Panigale V4 R</b> Team Goeleven	13	35	3	171 20	Pirelli	IND
13	<b>52</b> <b>DELBIANCO Alessandro</b> (Del) 22 31/07/1997	ITA	<b>Honda CBR1000RR</b> Althea Mie Racing Team				31 31	Pirelli	IND
14	<b>54</b> <b>RAZGATLIOGLU Toprak</b> (Raz) 22 16/10/1996	TUR	<b>Kawasaki ZX-10RR</b> Turkish Puccetti Racing	2 2	12 10		55 31	Pirelli	IND
15	<b>60</b> <b>VAN DER MARK Michael</b> (vdM) 26 26/10/1992	NED	<b>Yamaha YZF R1</b> Pata Yamaha WorldSBK Team	3 1	29 8	1	131 28	Pirelli	
16	<b>66</b> <b>SYKES Tom</b> (Syk) 34 19/08/1985	GBR	<b>BMW S1000 RR</b> BMW Motorrad WorldSBK Team	34	112 4	49 1	290 31	Pirelli	
17**	<b>76</b> <b>BAZ Loris</b> (Baz) 26 01/02/1993	FRA	<b>Yamaha YZF R1</b> Ten Kate Racing - Yamaha	2	14	2	104 18	Pirelli	IND
18	<b>81</b> <b>TORRES Jordi</b> (Tor) 32 27/08/1987	ESP	<b>Kawasaki ZX-10RR</b> Team Pedercini Racing	1	4		130 31	Pirelli	IND
19	<b>91</b> <b>HASLAM Leon</b> (Has) 36 31/05/1983	GBR	<b>Kawasaki ZX-10RR</b> Kawasaki Racing Team WorldSBK	5	45 6	3	248 31	Pirelli	

11/10/2019

\* = Wild Card

\*\* = One Event

These data/results cannot be reproduced, stored and/or transmitted in whole or in part by any manner of electronic, mechanical, photocopying, recording, broadcasting or otherwise now known or herein after developed without the previous express consent by the copyright owner, except for reproduction in daily press and regular printed publications on sale to the public within 60 days of the event related to those data/results and always provided that copyright symbol appears together as follows below.

© DORNA WSBK ORGANIZATION Srl 2019

**FIKZ PERUGIA TIMING**


Official Tyre Supplier



Official Timekeeper

## Motul Argentinean Round, 11-13 October 2019

### Results Free Practice 1st Session

San Juan Villicum Circuit 4.276 m

1 / 2

No.	Rider	Nat	Team	Bike	Class	Time	Gap	Rel.	Laps	Speed	
										Avg	Max
1	19 A. BAUTISTA	ESP	ARUBA.IT Racing - Ducati	Ducati Panigale V4 R		<b>1'45.191</b>			20	146,340	<b>296,7</b>
2	1 J. REA	GBR	Kawasaki Racing Team WorldSBK	Kawasaki ZX-10RR		<b>1'46.056</b>	0.865	0.865	6	145,146	<b>294,3</b>
3	21 M. RINALDI	ITA	BARNI Racing Team	Ducati Panigale V4 R	IND	<b>1'46.250</b>	1.059	0.194	18	144,881	<b>300,8</b>
4	54 T. RAZGATLIOGLU	TUR	Turkish Puccetti Racing	Kawasaki ZX-10RR	IND	<b>1'46.904</b>	1.713	0.654	18	143,995	<b>297,5</b>
5	81 J. TORRES	ESP	Team Pedercini Racing	Kawasaki ZX-10RR	IND	<b>1'46.937</b>	1.746	0.033	21	143,950	<b>294,3</b>
6	22 A. LOWES	GBR	Pata Yamaha WorldSBK Team	Yamaha YZF R1		<b>1'47.031</b>	1.840	0.094	10	143,824	<b>298,3</b>
7	60 M. VAN DER MARK	NED	Pata Yamaha WorldSBK Team	Yamaha YZF R1		<b>1'47.335</b>	2.144	0.304	7	143,416	<b>297,5</b>
8	76 L. BAZ	FRA	Ten Kate Racing - Yamaha	Yamaha YZF R1	IND	<b>1'47.569</b>	2.378	0.234	15	143,104	<b>294,3</b>
9	11 S. CORTESE	GER	GRT Yamaha WorldSBK	Yamaha YZF R1	IND	<b>1'47.721</b>	2.530	0.152	18	142,902	<b>293,5</b>
10	33 M. MELANDRI	ITA	GRT Yamaha WorldSBK	Yamaha YZF R1	IND	<b>1'47.746</b>	2.555	0.025	18	142,869	<b>295,1</b>
11	91 L. HASLAM	GBR	Kawasaki Racing Team WorldSBK	Kawasaki ZX-10RR		<b>1'47.833</b>	2.642	0.087	18	142,754	<b>294,3</b>
12	23 R. KIYONARI	JPN	Moriwaki Althea Honda Team	Honda CBR1000RR		<b>1'47.914</b>	2.723	0.081	17	142,647	<b>293,5</b>
13	7 C. DAVIES	GBR	ARUBA.IT Racing - Ducati	Ducati Panigale V4 R		<b>1'48.012</b>	2.821	0.098	6	142,517	<b>297,5</b>
14	66 T. SYKES	GBR	BMW Motorrad WorldSBK Team	BMW S1000 RR		<b>1'48.966</b>	3.775	0.954	10	141,270	<b>294,3</b>
15	36 L. MERCADO	ARG	Orelac Racing VerdNatura	Kawasaki ZX-10RR	IND	<b>1'49.492</b>	4.301	0.526	9	140,591	<b>283,5</b>
16	28 M. REITERBERGER	GER	BMW Motorrad WorldSBK Team	BMW S1000 RR		<b>1'49.568</b>	4.377	0.076	19	140,494	<b>294,3</b>
17	52 A. DELBIANCO	ITA	Althea Mie Racing Team	Honda CBR1000RR	IND	<b>1'49.676</b>	4.485	0.108	18	140,355	<b>279,8</b>
18	2 L. CAMIER	GBR	Moriwaki Althea Honda Team	Honda CBR1000RR		<b>1'49.842</b>	4.651	0.166	6	140,143	<b>286,5</b>
19	50 E. LAVERTY	IRL	Team Goeleven	Ducati Panigale V4 R	IND	<b>1'51.622</b>	6.431	1.780	6	137,908	<b>291,9</b>

Qualifying Lap Time (107% of 1'45.191): **1'52.555**

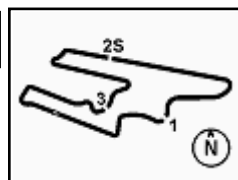
AIR	Humidity:	31%	Temp:	26°C
TRACK	Condition:	Dry	Temp:	36°C

Records	Pole	(SP2)	2018	M.Melandri	1'39.012	155,470	Km/h
	Race	(RC1)	2018	J.Rea	1'39.175	155,220	Km/h
	All Times	(SP2)	2018	M.Melandri	1'39.012	155,470	Km/h

Start                      End                      The results are provisional until the end of the time limit for protests and appeals  
 11/10/2019              10:30                      11:22                      and the completion of the technical checks.

These data/results cannot be reproduced, stored and/or transmitted in whole or in part by any manner of electronic, mechanical, photocopying, recording, broadcasting or otherwise now known or herein after developed without the previous express consent by the copyright owner, except for reproduction in daily press and regular printed publications on sale to the public within 60 days of the event related to those data/results and always provided that copyright symbol appears together as follows below.

© DORNA WSBK ORGANIZATION Srl 2019


**Motul Argentinean Round, 11-13 October 2019**
**Results Free Practice 1st Session**

San Juan Villicum Circuit 4.276 m

2 / 2

**Session Highlights**

Local Time	No. Rider	Description
10.30.00		Start
10.30.07		WorldSBK Pit Intervention Time: 1min 28secs
10.50.51	36 L. MERCADO	Technical Problem - Turn 7
11.12.52	52 A. DELBIANCO	On the Gravel - Re-Joined - Turn 4
11.13.31	1 J. REA	On Asphalt - Re-Joined - Turn 1
11.22.46		End Of Session

**Fastest Laps Sequence**

No.	Rider	Nat	Team	Bike	Local Time	Time	Gap	Avg
54	T. RAZGATLIOGLU	TUR	Turkish Puccetti Racing	Kawasaki ZX-10RR	10:34'17.180	<b>1'58.386</b>		130,029
91	L. HASLAM	GBR	Kawasaki Racing Team WorldSBK	Kawasaki ZX-10RR	10:34'17.428	<b>1'58.360</b>	-0.026	130,057
52	A. DELBIANCO	ITA	Althea Mie Racing Team	Honda CBR1000RR	10:34'24.044	<b>1'58.251</b>	-0.109	130,177
19	A. BAUTISTA	ESP	ARUBA.IT Racing - Ducati	Ducati Panigale V4 R	10:34'27.811	<b>1'55.241</b>	-3.010	133,577
52	A. DELBIANCO	ITA	Althea Mie Racing Team	Honda CBR1000RR	10:36'18.722	<b>1'54.678</b>	-0.563	134,233
19	A. BAUTISTA	ESP	ARUBA.IT Racing - Ducati	Ducati Panigale V4 R	10:36'21.224	<b>1'53.413</b>	-1.265	135,730
76	L. BAZ	FRA	Ten Kate Racing - Yamaha	Yamaha YZF R1	10:36'25.918	<b>1'53.249</b>	-0.164	135,927
21	M. RINALDI	ITA	BARNI Racing Team	Ducati Panigale V4 R	10:38'13.145	<b>1'52.729</b>	-0.520	136,554
76	L. BAZ	FRA	Ten Kate Racing - Yamaha	Yamaha YZF R1	10:38'17.757	<b>1'51.839</b>	-0.890	137,641
21	M. RINALDI	ITA	BARNI Racing Team	Ducati Panigale V4 R	10:40'03.816	<b>1'50.671</b>	-1.168	139,093
21	M. RINALDI	ITA	BARNI Racing Team	Ducati Panigale V4 R	10:41'54.404	<b>1'50.588</b>	-0.083	139,198
91	L. HASLAM	GBR	Kawasaki Racing Team WorldSBK	Kawasaki ZX-10RR	10:41'54.812	<b>1'50.583</b>	-0.005	139,204
76	L. BAZ	FRA	Ten Kate Racing - Yamaha	Yamaha YZF R1	10:41'58.738	<b>1'49.901</b>	-0.682	140,068
21	M. RINALDI	ITA	BARNI Racing Team	Ducati Panigale V4 R	10:43'43.887	<b>1'49.483</b>	-0.418	140,603
91	L. HASLAM	GBR	Kawasaki Racing Team WorldSBK	Kawasaki ZX-10RR	10:43'44.190	<b>1'49.378</b>	-0.105	140,738
19	A. BAUTISTA	ESP	ARUBA.IT Racing - Ducati	Ducati Panigale V4 R	10:43'45.278	<b>1'49.207</b>	-0.171	140,958
21	M. RINALDI	ITA	BARNI Racing Team	Ducati Panigale V4 R	10:45'32.604	<b>1'48.717</b>	-0.490	141,593
19	A. BAUTISTA	ESP	ARUBA.IT Racing - Ducati	Ducati Panigale V4 R	10:45'33.977	<b>1'48.699</b>	-0.018	141,617
21	M. RINALDI	ITA	BARNI Racing Team	Ducati Panigale V4 R	10:47'21.014	<b>1'48.410</b>	-0.289	141,994
91	L. HASLAM	GBR	Kawasaki Racing Team WorldSBK	Kawasaki ZX-10RR	10:47'21.188	<b>1'48.151</b>	-0.259	142,334
19	A. BAUTISTA	ESP	ARUBA.IT Racing - Ducati	Ducati Panigale V4 R	10:47'22.021	<b>1'48.044</b>	-0.107	142,475
54	T. RAZGATLIOGLU	TUR	Turkish Puccetti Racing	Kawasaki ZX-10RR	10:47'23.278	<b>1'47.961</b>	-0.083	142,585
19	A. BAUTISTA	ESP	ARUBA.IT Racing - Ducati	Ducati Panigale V4 R	10:49'09.525	<b>1'47.504</b>	-0.457	143,191
19	A. BAUTISTA	ESP	ARUBA.IT Racing - Ducati	Ducati Panigale V4 R	10:50'56.475	<b>1'46.950</b>	-0.554	143,933
19	A. BAUTISTA	ESP	ARUBA.IT Racing - Ducati	Ducati Panigale V4 R	11:11'19.333	<b>1'46.659</b>	-0.291	144,325
19	A. BAUTISTA	ESP	ARUBA.IT Racing - Ducati	Ducati Panigale V4 R	11:13'05.958	<b>1'46.625</b>	-0.034	144,371
19	A. BAUTISTA	ESP	ARUBA.IT Racing - Ducati	Ducati Panigale V4 R	11:16'38.980	<b>1'46.157</b>	-0.468	145,008
1	J. REA	GBR	Kawasaki Racing Team WorldSBK	Kawasaki ZX-10RR	11:17'05.073	<b>1'46.056</b>	-0.101	145,146
19	A. BAUTISTA	ESP	ARUBA.IT Racing - Ducati	Ducati Panigale V4 R	11:18'24.718	<b>1'45.738</b>	-0.318	145,582
19	A. BAUTISTA	ESP	ARUBA.IT Racing - Ducati	Ducati Panigale V4 R	11:20'09.909	<b>1'45.191</b>	-0.547	146,340

Start 10:30 End 11:22 The results are provisional until the end of the time limit for protests and appeals and the completion of the technical checks.

These data/results cannot be reproduced, stored and/or transmitted in whole or in part by any manner of electronic, mechanical, photocopying, recording, broadcasting or otherwise now known or herein after developed without the previous express consent by the copyright owner, except for reproduction in daily press and regular printed publications on sale to the public within 60 days of the event related to those data/results and always provided that copyright symbol appears together as follows below.

© DORNA WSBK ORGANIZATION Srl 2019

## Motul Argentinean Round, 11-13 October 2019

### Best Sectors & Speed Free Practice 1st Session

San Juan Villicum Circuit 4.276 m

BEST LAP			
1	19 A. BAUTISTA	Ducati Panigale V4 R	1'45.191
2	1 J. REA	Kawasaki ZX-10RR	1'46.056
3	21 M. RINALDI	Ducati Panigale V4 R	1'46.250
4	54 T. RAZGATLIOGLU	Kawasaki ZX-10RR	1'46.904
5	81 J. TORRES	Kawasaki ZX-10RR	1'46.937
6	22 A. LOWES	Yamaha YZF R1	1'47.031
7	60 M. VAN DER MARK	Yamaha YZF R1	1'47.335
8	76 L. BAZ	Yamaha YZF R1	1'47.569
9	11 S. CORTESE	Yamaha YZF R1	1'47.721
10	33 M. MELANDRI	Yamaha YZF R1	1'47.746
11	91 L. HASLAM	Kawasaki ZX-10RR	1'47.833
12	23 R. KIYONARI	Honda CBR1000RR	1'47.914
13	7 C. DAVIES	Ducati Panigale V4 R	1'48.012
14	66 T. SYKES	BMW S1000 RR	1'48.966
15	36 L. MERCADO	Kawasaki ZX-10RR	1'49.492
16	28 M. REITERBERGER	BMW S1000 RR	1'49.568
17	52 A. DELBIANCO	Honda CBR1000RR	1'49.676
18	2 L. CAMIER	Honda CBR1000RR	1'49.842
19	50 E. LAVERTY	Ducati Panigale V4 R	1'51.622

SPEED			
1	21 M. RINALDI	Ducati Panigale V4 R	300,8
2	22 A. LOWES	Yamaha YZF R1	298,3
3	60 M. VAN DER MARK	Yamaha YZF R1	297,5
4	54 T. RAZGATLIOGLU	Kawasaki ZX-10RR	297,5
5	7 C. DAVIES	Ducati Panigale V4 R	297,5
6	19 A. BAUTISTA	Ducati Panigale V4 R	296,7
7	33 M. MELANDRI	Yamaha YZF R1	295,1
8	28 M. REITERBERGER	BMW S1000 RR	294,3
9	76 L. BAZ	Yamaha YZF R1	294,3
10	66 T. SYKES	BMW S1000 RR	294,3
11	1 J. REA	Kawasaki ZX-10RR	294,3
12	81 J. TORRES	Kawasaki ZX-10RR	294,3
13	91 L. HASLAM	Kawasaki ZX-10RR	294,3
14	23 R. KIYONARI	Honda CBR1000RR	293,5
15	11 S. CORTESE	Yamaha YZF R1	293,5
16	50 E. LAVERTY	Ducati Panigale V4 R	291,9
17	2 L. CAMIER	Honda CBR1000RR	286,5
18	36 L. MERCADO	Kawasaki ZX-10RR	283,5
19	52 A. DELBIANCO	Honda CBR1000RR	279,8

SEG. 1		SEG. 2		SEG. 3		SEG. 4		
1	19 A. BAUTISTA	22.976	1	19 A. BAUTISTA	26.647	1	54 T. RAZGATLIOGLU	28.107
2	1 J. REA	23.051	2	1 J. REA	26.939	2	19 A. BAUTISTA	28.208
3	7 C. DAVIES	23.371	3	21 M. RINALDI	27.089	3	1 J. REA	28.313
4	21 M. RINALDI	23.379	4	7 C. DAVIES	27.095	4	1 J. REA	28.334
5	54 T. RAZGATLIOGLU	23.401	5	22 A. LOWES	27.187	5	81 J. TORRES	28.347
6	23 R. KIYONARI	23.407	6	60 M. VAN DER MARK	27.321	6	11 S. CORTESE	28.380
7	22 A. LOWES	23.516	7	54 T. RAZGATLIOGLU	27.328	7	33 M. MELANDRI	28.395
8	81 J. TORRES	23.618	8	91 L. HASLAM	27.352	8	76 L. BAZ	28.459
9	60 M. VAN DER MARK	23.677	9	81 J. TORRES	27.358	9	60 M. VAN DER MARK	28.461
10	66 T. SYKES	23.700	10	76 L. BAZ	27.462	10	23 R. KIYONARI	28.544
11	76 L. BAZ	23.713	11	33 M. MELANDRI	27.582	11	33 M. MELANDRI	28.578
12	33 M. MELANDRI	23.734	12	23 R. KIYONARI	27.644	12	7 C. DAVIES	28.699
13	11 S. CORTESE	23.798	13	11 S. CORTESE	27.721	13	91 L. HASLAM	28.807
14	52 A. DELBIANCO	23.825	14	66 T. SYKES	27.772	14	2 L. CAMIER	28.972
15	91 L. HASLAM	23.852	15	36 L. MERCADO	27.783	15	28 M. REITERBERGER	28.986
16	36 L. MERCADO	23.913	16	52 A. DELBIANCO	27.911	16	52 A. DELBIANCO	29.017
17	28 M. REITERBERGER	24.033	17	28 M. REITERBERGER	28.068	17	36 L. MERCADO	29.117
18	2 L. CAMIER	24.322	18	2 L. CAMIER	28.157	18	66 T. SYKES	29.449
19	50 E. LAVERTY	24.716	19	50 E. LAVERTY	28.314	19	50 E. LAVERTY	29.488

11/10/2019

These data/results cannot be reproduced, stored and/or transmitted in whole or in part by any manner of electronic, mechanical, photocopying, recording, broadcasting or otherwise now known or herein after developed without the previous express consent by the copyright owner, except for reproduction in daily press and regular printed publications on sale to the public within 60 days of the event related to those data/results and always provided that copyright symbol appears together as follows below.

© DORNA WSBK ORGANIZATION Srl 2019

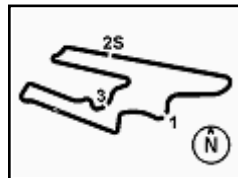
FICR PERUGIA TIMING



Official Tyre Supplier



Official Timekeeper



## Motul Argentinean Round, 11-13 October 2019

### Ideal Times Free Practice 1st Session

San Juan Villicum Circuit 4.276 m

No.	Rider	Nat	Bike	Seg. 1	Seg. 2	Seg. 3	Seg. 4	Ideal Time		
				Diff. 1	Diff. 2	Diff. 3	Diff. 4	Best Lap	Pos.	Diff.
1	<b>19 A. BAUTISTA</b>	ESP	Ducati Panigale V4 R	<b>22.976</b>	<b>26.647</b>	<b>27.285</b>	28.208 +0.075	<b>1'45.116</b>	1	0.075
2	<b>1 J. REA</b>	GBR	Kawasaki ZX-10RR	23.051 +0.123	26.939 +0.059	27.571	28.313	<b>1'45.874</b> 1'46.056	2	0.182
3	<b>21 M. RINALDI</b>	ITA	Ducati Panigale V4 R	23.379 +0.033	27.089 +0.062	27.353	28.334	<b>1'46.155</b> 1'46.250	3	0.095
4	<b>54 T. RAZGATLIOGLU</b>	TUR	Kawasaki ZX-10RR	23.401	27.328 +0.070	27.703 +0.013	<b>28.107</b> +0.282	<b>1'46.539</b> 1'46.904	4	0.365
5	<b>81 J. TORRES</b>	ESP	Kawasaki ZX-10RR	23.618	27.358	27.563	28.347 +0.051	<b>1'46.886</b> 1'46.937	5	0.051
6	<b>22 A. LOWES</b>	GBR	Yamaha YZF R1	23.516	27.187	27.818	28.395 +0.115	<b>1'46.916</b> 1'47.031	6	0.115
7	<b>7 C. DAVIES</b>	GBR	Ducati Panigale V4 R	23.371 +0.447	27.095 +0.231	28.159 +0.010	28.699	<b>1'47.324</b> 1'48.012	13	0.688
8	<b>60 M. VAN DER MARK</b>	NED	Yamaha YZF R1	23.677	27.321	27.865 +0.011	28.461	<b>1'47.324</b> 1'47.335	7	0.011
9	<b>76 L. BAZ</b>	FRA	Yamaha YZF R1	23.713	27.462	27.831 +0.104	28.459	<b>1'47.465</b> 1'47.569	8	0.104
10	<b>23 R. KIYONARI</b>	JPN	Honda CBR1000RR	23.407	27.644 +0.182	27.969 +0.168	28.544	<b>1'47.564</b> 1'47.914	12	0.350
11	<b>11 S. CORTESE</b>	GER	Yamaha YZF R1	23.798	27.721	27.704	28.380 +0.118	<b>1'47.603</b> 1'47.721	9	0.118
12	<b>33 M. MELANDRI</b>	ITA	Yamaha YZF R1	23.734	27.582	27.729 +0.123	28.578	<b>1'47.623</b> 1'47.746	10	0.123
13	<b>91 L. HASLAM</b>	GBR	Kawasaki ZX-10RR	23.852	27.352 +0.045	27.735	28.807 +0.042	<b>1'47.746</b> 1'47.833	11	0.087
14	<b>66 T. SYKES</b>	GBR	BMW S1000 RR	23.700 +0.062	27.772	27.983	29.449	<b>1'48.904</b> 1'48.966	14	0.062
15	<b>52 A. DELBIANCO</b>	ITA	Honda CBR1000RR	23.825 +0.115	27.911 +0.350	28.226	29.017 +0.232	<b>1'48.979</b> 1'49.676	17	0.697
16	<b>36 L. MERCADO</b>	ARG	Kawasaki ZX-10RR	23.913	27.783 +0.046	28.602	29.117 +0.031	<b>1'49.415</b> 1'49.492	15	0.077
17	<b>28 M. REITERBERGER</b>	GER	BMW S1000 RR	24.033	28.068	28.481	28.986	<b>1'49.568</b> 1'49.568	16	
18	<b>2 L. CAMIER</b>	GBR	Honda CBR1000RR	24.322	28.157	28.391	28.972	<b>1'49.842</b> 1'49.842	18	
19	<b>50 E. LAVERTY</b>	IRL	Ducati Panigale V4 R	24.716	28.314	29.104	29.488	<b>1'51.622</b> 1'51.622	19	
<b>Overall Ideal Time</b>				<b>22.976</b>	<b>26.647</b>	<b>27.285</b>	<b>28.107</b>	<b>1'45.015</b>		

11/10/2019

These data/results cannot be reproduced, stored and/or transmitted in whole or in part by any manner of electronic, mechanical, photocopying, recording, broadcasting or otherwise now known or herein after developed without the previous express consent by the copyright owner, except for reproduction in daily press and regular printed publications on sale to the public within 60 days of the event related to those data/results and always provided that copyright symbol appears together as follows below.

© DORNA WSBK ORGANIZATION Srl 2019

FICR PERUGIA TIMING



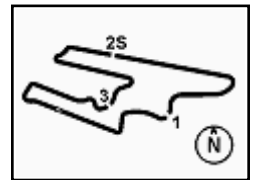
Official Tyre Supplier



Official Timekeeper







## Motul Argentinean Round, 11-13 October 2019 Chronological Analysis Free Practice 1st Session

San Juan Villicum Circuit 4.276 m

3 / 3

7	24.019	27.929	29.405	29.959	1'51.312	289,5	11:04'38.147
8	24.138	28.795	29.144	30.102	1'52.179	284,2	11:06'30.326
9	23.762	<b>27.772</b>	<b>27.983</b>	<b>29.449</b>	<b>1'48.966</b>	290,3	11:08'19.292
10	<b>23.700</b>	27.781	28.302	42.909	2'02.692P	285,0	11:10'21.984
11	9'08.713	28.782	28.292	29.752	10'35.539P	285,7	11:20'57.523

18° 2 L. CAMIER (1'49.842)							
Lap	Seg.1	Seg.2	Seg.3	Seg.4	Lap Time	km/h	Local Time
1		30.814	31.901	31.272		240,5	11:10'28.652
2	26.721	29.540	30.237	31.588	1'58.086	266,7	11:12'26.738
3	25.668	28.893	29.727	30.578	1'54.866	269,3	11:14'21.604
4	25.683	28.814	29.582	29.910	1'53.989	278,4	11:16'15.593
5	25.041	28.693	29.147	29.607	1'52.488	282,0	11:18'08.081
6	24.579	28.618	29.389	29.396	1'51.982	282,0	11:20'00.063
7	<b>24.322</b>	<b>28.157</b>	<b>28.391</b>	<b>28.972</b>	<b>1'49.842</b>	<b>286,5</b>	11:21'49.905

15° 36 L. MERCADO (1'49.492)							
Lap	Seg.1	Seg.2	Seg.3	Seg.4	Lap Time	km/h	Local Time
1		31.545	31.943	33.018		242,7	10:32'23.920
2	27.320	29.722	30.956	31.175	1'59.173	264,7	10:34'23.093
3	25.936	29.489	29.722	30.422	1'55.569	268,0	10:36'18.662
4	25.634	29.225	29.941	30.389	1'55.189	259,0	10:38'13.851
5	25.281	28.520	29.216	29.591	1'52.608	264,7	10:40'06.459
6	24.498	28.365	29.063	29.476	1'51.402	279,8	10:41'57.861
7	24.332	28.146	28.649	29.865	1'50.992	279,1	10:43'48.853
8	24.705	28.038	28.816	<b>29.117</b>	1'50.676	267,3	10:45'39.529
9	24.311	<b>27.783</b>	28.660	29.143	1'49.897	271,4	10:47'29.426
10	<b>23.913</b>	27.829	<b>28.602</b>	29.148	<b>1'49.492</b>	<b>283,5</b>	10:49'18.918

19° 50 E. LAVERTY (1'51.622)							
Lap	Seg.1	Seg.2	Seg.3	Seg.4	Lap Time	km/h	Local Time
1		31.902	31.322	31.224		251,7	11:10'08.075
2	26.056	29.301	30.553	30.655	1'56.565	266,7	11:12'04.640
3	25.933	29.193	30.108	30.596	1'55.830	280,5	11:14'00.470
4	25.120	28.411	29.421	30.018	1'52.970	281,3	11:15'53.440
5	24.968	28.448	29.191	29.539	1'52.146	288,0	11:17'45.586
6	24.914	28.595	29.256	29.682	1'52.447	<b>291,9</b>	11:19'38.033
7	<b>24.716</b>	<b>28.314</b>	<b>29.104</b>	<b>29.488</b>	<b>1'51.622</b>	287,2	11:21'29.655

16° 28 M. REITERBERGER (1'49.568)							
Lap	Seg.1	Seg.2	Seg.3	Seg.4	Lap Time	km/h	Local Time
1		32.278	32.487	33.738		231,8	10:32'25.652
2	27.961	29.879	31.662	31.084	2'00.586	243,2	10:34'26.238
3	25.789	28.850	30.563	31.589	1'56.791	273,4	10:36'23.029
4	25.247	28.750	30.231	30.343	1'54.571	290,3	10:38'17.600
5	25.366	28.603	29.466	30.693	1'54.128	273,4	10:40'11.728
6	25.131	28.638	29.586	30.168	1'53.523	270,0	10:42'05.251
7	26.124	35.401	36.792	38.092	2'16.409	178,5	10:44'21.660
8	25.136	28.434	31.168	29.888	1'54.626	288,8	10:46'16.286
9	24.819	28.399	29.272	29.764	1'52.254	281,3	10:48'08.540
10	25.049	30.469	30.487	30.620	1'56.625	263,4	10:50'05.165
11	24.526	28.230	29.260	29.525	1'51.541	293,5	10:51'56.706
12	24.185	28.218	28.998	29.371	1'50.772	286,5	10:53'47.478
13	25.434	29.369	30.705	43.703	2'09.211P	274,8	10:55'56.689
14	11'56.026	29.486	29.671	29.793	13'24.976P	282,7	11:09'21.665
15	24.303	28.096	29.214	29.917	1'51.530	291,1	11:11'13.195
16	24.335	29.066	32.298	31.144	1'56.843	291,9	11:13'10.038
17	24.349	28.382	28.742	29.278	1'50.751	<b>294,3</b>	11:15'00.789
18	24.116	28.464	30.348	29.308	1'52.236	292,7	11:16'53.025
19	<b>24.033</b>	<b>28.068</b>	<b>28.481</b>	<b>28.986</b>	<b>1'49.568</b>	291,9	11:18'42.593
20	25.665	29.512	29.383	29.983	1'54.543	276,2	11:20'37.136

17° 52 A. DELBIANCO (1'49.676)							
Lap	Seg.1	Seg.2	Seg.3	Seg.4	Lap Time	km/h	Local Time
1		31.608	32.474	33.626		225,9	10:32'25.793
2	26.888	29.760	30.442	31.161	1'58.251	247,7	10:34'24.044
3	25.376	29.343	29.751	30.208	1'54.678	256,5	10:36'18.722
4	25.327	29.232	29.923	30.358	1'54.840	253,5	10:38'13.562
5	24.885	28.368	29.251	29.596	1'52.100	257,8	10:40'05.662
6	24.517	28.508	28.721	29.924	1'51.670	266,7	10:41'57.332
7	24.391	28.316	28.641	29.675	1'51.023	272,7	10:43'48.355
8	24.384	28.433	28.430	29.160	1'50.407	276,2	10:45'38.762
9	24.271	28.625	28.994	29.251	1'51.141	264,7	10:47'29.903
10	<b>23.825</b>	<b>27.911</b>	28.932	29.103	1'49.771	274,8	10:49'19.674
11	23.940	28.261	<b>28.226</b>	29.249	<b>1'49.676</b>	<b>279,8</b>	10:51'09.350
12	24.063	28.626	28.917	29.523	1'51.129	274,1	10:53'00.479
13	25.816	29.453	30.495	43.706	2'09.470P	270,7	10:55'09.949
14	13'27.794	29.098	28.950	29.598	14'55.440P	273,4	11:10'05.389
15	24.347	28.177	28.647	29.516	1'50.687	272,7	11:11'56.076
16			32.658	30.344	2'39.204	236,3	11:14'35.280
17	27.744	28.912	29.560	42.462	2'08.678P	267,3	11:16'43.958
18	1'15.725	28.805	29.628	29.543	2'43.701P	273,4	11:19'27.659
19	24.259	28.234	28.465	<b>29.017</b>	1'49.975	274,1	11:21'17.634

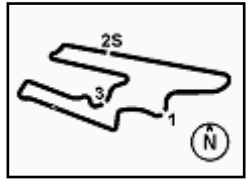
11/10/2019 P = Pits In/Out - C = Lap Time Cancelled

These data/results cannot be reproduced, stored and/or transmitted in whole or in part by any manner of electronic, mechanical, photocopying, recording, broadcasting or otherwise now known or herein after developed without the previous express consent by the copyright owner, except for reproduction in daily press and regular printed publications on sale to the public within 60 days of the event related to those data/results and always provided that copyright symbol appears together as follows below.

© DORNA WSBK ORGANIZATION Srl 2019





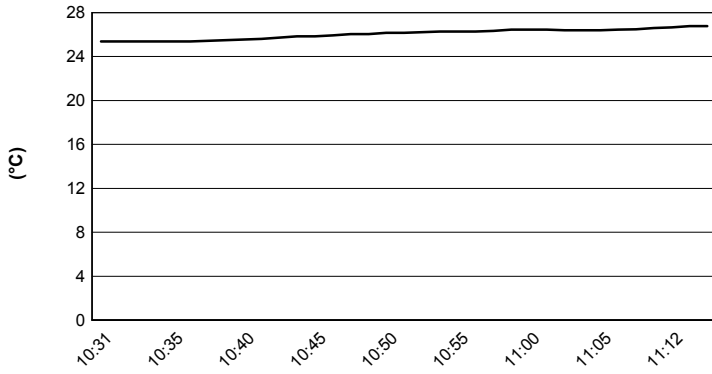


## Motul Argentinean Round, 11-13 October 2019

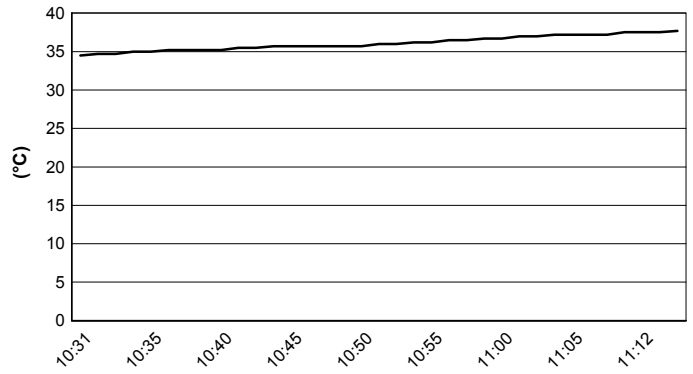
### Weather Report Free Practice 1st Session

Session started 10:30 - Session ended 11:22

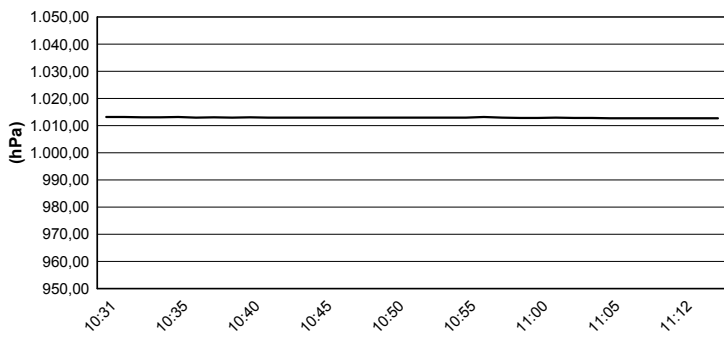
#### Air Temperature



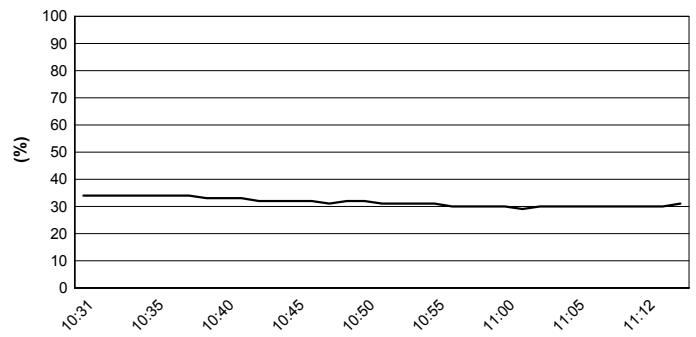
#### Track Temperature



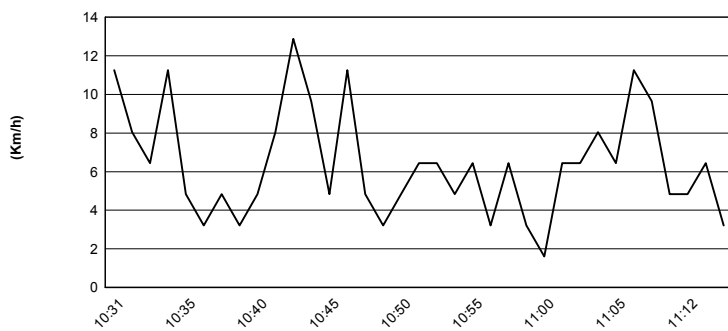
#### Air Pressure



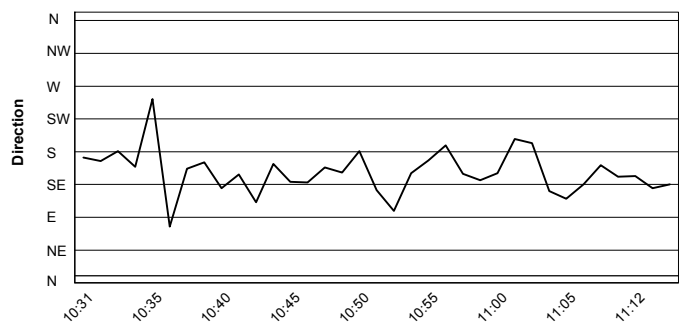
#### Humidity



#### Wind Speed



#### Wind Direction



11/10/2019

These data/results cannot be reproduced, stored and/or transmitted in whole or in part by any manner of electronic, mechanical, photocopying, recording, broadcasting or otherwise now known or herein after developed without the previous express consent by the copyright owner, except for reproduction in daily press and regular printed publications on sale to the public within 60 days of the event related to those data/results and always provided that copyright symbol appears together as follows below.

© DORNA WSBK ORGANIZATION Srl 2019