SUPERSPORT FIM WORLD CHAMPIONSHIP

1.5

WorldSSP

102/12

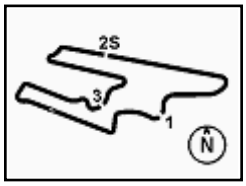


# Motul Argentinean Round, 11-13 October 2019

## Chronological Analysis Free Practice 1st Session

San Juan Villicum Circuit 4.276 m



### 1° 86 A. BADOVINI (1'47.437)

| Lap | Seg.1 | Seg.2 | Seg.3 | Seg.4 | Lap Time | km/h | Local Time |
|---|---|---|---|---|---|---|---|
| 1 | | 31.591 | 32.089 | 31.623 | | 240,5 | 11:35'24.813 |
| 2 | 26.417 | 29.770 | 30.446 | 30.498 | 1'57.131 | 243,2 | 11:37'21.944 |
| 3 | 25.091 | 29.617 | 29.901 | 29.899 | 1'54.508 | 255,9 | 11:39'16.452 |
| 4 | 24.621 | 29.137 | 29.251 | 29.486 | 1'52.495 | 255,3 | 11:41'08.947 |
| 5 | 24.103 | 28.921 | 28.558 | 29.063 | 1'50.645 | 257,8 | 11:42'59.592 |
| 6 | 23.963 | 28.759 | 28.535 | 29.195 | 1'50.452 | 254,1 | 11:44'50.044 |
| 7 | 23.732 | 28.677 | 29.452 | 29.576 | 1'51.437 | 254,7 | 11:46'41.481 |
| 8 | 23.540 | 28.642 | 28.889 | 28.811 | 1'49.882 | 254,7 | 11:48'31.363 |
| 9 | 23.696 | 28.738 | 27.968 | 28.681 | 1'49.083 | 255,9 | 11:50'20.446 |
| 10 | 24.884 | 29.259 | 29.582 | 44.267 | 2'07.992P | 248,3 | 11:52'28.438 |
| 11 | 13'34.852 | 30.235 | 29.491 | 29.439 | 15'04.017P | 252,3 | 12:07'32.455 |
| 12 | 23.416 | 28.777 | 28.063 | 28.698 | 1'48.954 | 254,7 | 12:09'21.409 |
| 13 | 23.414 | 28.295 | 28.160 | 28.440 | 1'48.309 | 259,0 | 12:11'09.718 |
| 14 | 24.114 | 29.194 | 28.189 | 29.349 | 1'50.846 | 257,1 | 12:13'00.564 |
| 15 | 23.348 | 28.390 | **27.540** | **28.159** | **1'47.437** | 257,1 | 12:14'48.001 |
| 16 | **23.214** | **28.257** | 27.657 | 28.385 | 1'47.513 | **260,2** | 12:16'35.514 |

### 2° 21 R. KRUMMENACHER (1'47.918)

| Lap | Seg.1 | Seg.2 | Seg.3 | Seg.4 | Lap Time | km/h | Local Time |
|---|---|---|---|---|---|---|---|
| 1 | | 31.840 | 30.806 | 30.413 | | 236,3 | 11:40'19.995 |
| 2 | 25.032 | 29.733 | 28.768 | 29.653 | 1'53.186 | 257,8 | 11:42'13.181 |
| 3 | 24.487 | 29.519 | 28.365 | 29.244 | 1'51.615 | 258,4 | 11:44'04.796 |
| 4 | 23.932 | 28.977 | 28.840 | 29.924 | 1'51.673 | 255,3 | 11:45'56.469 |
| 5 | 27.242 | 29.610 | 28.872 | 29.538 | 1'55.262 | 254,1 | 11:47'51.731 |
| 6 | 23.959 | 28.707 | 27.945 | 29.137 | 1'49.748 | 260,2 | 11:49'41.479 |
| 7 | 23.532 | 28.605 | 27.799 | 28.656 | 1'48.592 | 261,5 | 11:51'30.071 |
| 8 | 24.786 | 29.621 | 30.095 | 44.411 | 2'08.913P | 247,1 | 11:53'38.984 |
| 9 | 10'20.650 | 29.671 | 28.435 | 29.121 | 11'47.877P | 256,5 | 12:05'26.861 |
| 10 | 23.950 | 28.864 | 27.915 | 29.129 | 1'49.858 | 257,1 | 12:07'16.719 |
| 11 | 23.619 | 28.700 | 27.771 | 28.644 | 1'48.734 | 257,1 | 12:09'05.453 |
| 12 | 23.578 | 28.617 | 27.676 | 36.628 | 1'56.499 | 260,2 | 12:11'01.952 |
| 13 | 24.436 | 28.997 | 28.428 | 29.656 | 1'51.517 | 259,6 | 12:12'53.469 |
| 14 | 23.428 | **28.452** | **27.651** | **28.387** | **1'47.918** | 259,6 | 12:14'41.387 |
| 15 | **23.271** | 28.578 | 32.016 | 43.947 | 2'07.812P | **262,1** | 12:16'49.199 |

### 3° 94 C. PEROLARI (1'47.974)

| Lap | Seg.1 | Seg.2 | Seg.3 | Seg.4 | Lap Time | km/h | Local Time |
|---|---|---|---|---|---|---|---|
| 1 | | 31.314 | 31.130 | 31.181 | | 248,8 | 11:32'29.138 |
| 2 | 25.931 | 30.340 | 30.111 | 30.498 | 1'56.880 | 250,6 | 11:34'26.018 |
| 3 | 24.683 | 29.359 | 29.460 | 29.931 | 1'53.433 | 256,5 | 11:36'19.451 |
| 4 | 24.187 | 29.275 | 28.766 | 29.575 | 1'51.803 | 256,5 | 11:38'11.254 |
| 5 | 23.958 | 29.067 | 28.647 | 29.397 | 1'51.069 | 257,8 | 11:40'02.323 |
| 6 | 23.789 | 29.030 | 28.499 | 29.397 | 1'50.715 | 256,5 | 11:41'53.038 |
| 7 | 23.800 | 29.445 | 29.825 | 42.979 | 2'06.049P | 256,5 | 11:43'59.087 |
| 8 | 3'37.974 | 29.583 | 28.819 | 29.412 | 5'05.788P | 253,5 | 11:49'04.875 |
| 9 | 23.788 | 28.699 | 28.213 | 29.002 | 1'49.702 | 258,4 | 11:50'54.577 |
| 10 | 24.843 | 29.174 | 28.719 | 29.455 | 1'52.191 | 259,0 | 11:52'46.768 |
| 11 | 23.773 | 28.614 | 28.597 | 29.429 | 1'50.413 | 260,2 | 11:54'37.181 |
| 12 | 23.790 | 28.703 | 28.269 | 29.224 | 1'49.986 | 260,2 | 11:56'27.167 |
| 13 | 23.607 | **28.504** | 28.154 | 28.860 | 1'49.125 | 259,6 | 11:58'16.292 |
| 14 | 25.459 | 29.570 | 28.847 | 41.291 | 2'05.167P | 259,0 | 12:00'21.459 |
| 15 | 5'29.252 | 30.595 | 29.537 | 29.264 | 6'58.648P | 254,7 | 12:07'20.107 |
| 16 | 23.479 | 28.594 | 27.875 | 29.049 | 1'48.997 | 256,5 | 12:09'09.104 |
| 17 | 23.586 | 28.514 | 28.130 | 31.539 | 1'51.769 | **264,1** | 12:11'00.873 |
| 18 | 23.480 | 28.588 | 27.778 | 28.648 | 1'48.494 | 259,0 | 12:12'49.367 |
| 19 | **23.370** | 28.562 | **27.686** | **28.356** | **1'47.974** | 257,8 | 12:14'37.341 |
| 20 | 24.687 | 32.155 | 29.791 | 29.636 | 1'56.269 | 259,0 | 12:16'33.610 |

### 4° 11 K. SMITH (1'48.000)

| Lap | Seg.1 | Seg.2 | Seg.3 | Seg.4 | Lap Time | km/h | Local Time |
|---|---|---|---|---|---|---|---|
| 1 | | 31.333 | 31.410 | 30.673 | | 233,8 | 11:32'20.933 |
| 2 | 25.558 | 29.573 | 29.444 | 29.744 | 1'54.319 | 255,9 | 11:34'15.252 |
| 3 | 24.500 | 29.698 | 29.045 | 29.726 | 1'52.969 | 248,8 | 11:36'08.221 |
| 4 | 24.010 | 28.806 | 28.606 | 29.199 | 1'50.621 | 259,6 | 11:37'58.842 |
| 5 | 23.849 | 29.285 | 28.354 | 28.781 | 1'50.269 | 257,8 | 11:39'49.111 |
| 6 | 24.179 | 28.953 | 28.069 | 28.868 | 1'50.069 | 259,0 | 11:41'39.180 |
| 7 | 23.588 | 28.482 | 27.827 | 28.757 | 1'48.654 | 260,9 | 11:43'27.834 |
| 8 | 23.636 | 31.025 | 29.470 | 42.807 | 2'06.938P | 247,7 | 11:45'34.772 |
| 9 | 10'44.506 | 31.229 | 28.707 | 28.946 | 12'13.388P | 254,7 | 11:57'48.160 |
| 10 | 23.495 | 28.597 | 27.882 | 28.659 | 1'48.633 | 260,2 | 11:59'36.793 |
| 11 | 23.485 | 28.501 | 27.817 | 28.406 | 1'48.209 | 257,8 | 12:01'25.002 |
| 12 | **23.274** | 28.339 | 27.998 | **28.389** | **1'48.000** | 259,0 | 12:03'13.002 |
| 13 | 23.448 | **28.254** | 28.027 | 42.247 | 2'01.976P | 259,6 | 12:05'14.978 |
| 14 | 4'16.426 | 29.632 | 28.948 | 30.111 | 5'45.117P | 259,6 | 12:11'00.095 |
| 15 | 27.013 | 29.281 | 27.815 | 29.395 | 1'53.504 | 259,6 | 12:12'53.599 |
| 16 | 23.652 | 28.383 | **27.711** | 28.441 | 1'48.187 | 262,8 | 12:14'41.786 |
| 17 | 23.472 | 28.326 | 28.784 | 29.493 | 1'50.075 | **264,7** | 12:16'31.861 |

### 5° 32 I. VINALES (1'48.066)

| Lap | Seg.1 | Seg.2 | Seg.3 | Seg.4 | Lap Time | km/h | Local Time |
|---|---|---|---|---|---|---|---|
| 1 | | 32.609 | 32.080 | 33.764 | | 229,8 | 11:33'48.694 |
| 2 | 26.687 | 30.901 | 31.067 | 31.025 | 1'59.680 | 242,2 | 11:35'48.374 |
| 3 | 25.413 | 30.553 | 30.190 | 30.568 | 1'56.724 | 255,9 | 11:37'45.098 |
| 4 | 24.889 | 30.106 | 29.828 | 30.690 | 1'55.513 | 254,1 | 11:39'40.611 |
| 5 | 24.702 | 29.837 | 29.497 | 29.655 | 1'53.691 | 256,5 | 11:41'34.302 |
| 6 | 23.909 | 29.385 | 29.166 | 29.624 | 1'52.084 | 259,0 | 11:43'26.386 |
| 7 | 23.842 | 29.148 | 28.878 | 29.291 | 1'51.159 | 255,9 | 11:45'17.545 |
| 8 | 23.655 | 29.047 | 28.662 | 28.805 | 1'50.169 | 255,9 | 11:47'07.714 |
| 9 | 23.559 | 28.918 | 28.160 | 28.819 | 1'49.456 | 255,3 | 11:48'57.170 |
| 10 | 23.497 | 29.013 | 28.175 | 28.504 | 1'49.189 | 259,0 | 11:50'46.359 |
| 11 | 23.469 | 28.965 | 28.003 | 28.723 | 1'49.160 | **261,5** | 11:52'35.519 |
| 12 | 23.540 | 28.829 | 28.392 | 42.902 | 2'03.663P | 259,0 | 11:54'39.182 |
| 13 | 5'29.257 | 29.575 | 28.748 | 29.103 | 6'56.683P | 258,4 | 12:01'35.865 |
| 14 | 24.814 | 29.417 | 28.115 | 28.822 | 1'51.168 | 257,8 | 12:03'27.033 |
| 15 | 23.616 | 28.757 | 28.231 | 28.825 | 1'49.429 | 258,4 | 12:05'16.462 |
| 16 | 23.472 | 28.495 | 28.366 | 28.600 | 1'48.933 | 258,4 | 12:07'05.395 |
| 17 | **23.322** | 28.679 | 27.737 | **28.477** | 1'48.215 | 255,9 | 12:08'53.610 |
| 18 | 23.389 | 28.488 | 28.001 | 28.722 | 1'48.600 | 260,9 | 12:10'42.210 |
| 19 | 27.338 | 31.807 | 31.921 | 30.740 | 2'01.806 | 247,1 | 12:12'44.016 |
| 20 | 23.424 | **28.384** | **27.696** | 28.562 | **1'48.066** | 259,6 | 12:14'32.082 |
| 21 | 23.418 | 28.624 | 28.115 | 30.553 | 1'50.710 | **261,5** | 12:16'22.792 |

### 6° 44 L. MAHIAS (1'48.098)

| Lap | Seg.1 | Seg.2 | Seg.3 | Seg.4 | Lap Time | km/h | Local Time |
|---|---|---|---|---|---|---|---|
| 1 | | 30.303 | 29.181 | 29.934 | | 247,7 | 11:44'31.745 |
| 2 | 24.454 | 29.518 | 28.679 | 29.309 | 1'51.960 | 252,9 | 11:46'23.705 |
| 3 | 24.011 | 29.183 | 28.627 | 29.105 | 1'50.926 | 252,3 | 11:48'14.631 |
| 4 | 23.811 | 29.126 | 28.401 | 28.930 | 1'50.268 | 256,5 | 11:50'04.899 |
| 5 | 23.580 | 28.696 | 27.789 | 28.631 | 1'48.696 | **261,5** | 11:51'53.595 |
| 6 | 23.449 | 28.796 | **27.714** | 28.800 | 1'48.759 | 259,0 | 11:53'42.354 |
| 7 | 23.408 | 28.559 | 27.868 | 28.427 | 1'48.262 | 260,9 | 11:55'30.616 |
| 8 | 24.736 | 31.357 | 31.812 | 42.885 | 2'10.790P | 246,0 | 11:57'41.406 |
| 9 | 10'26.728 | 29.438 | 28.341 | 28.538 | 11'53.045P | 254,1 | 12:09'34.451 |
| 10 | 23.590 | 28.888 | 28.062 | 28.664 | 1'49.204 | 258,4 | 12:11'23.655 |
| 11 | 23.388 | **28.537** | 27.777 | **28.396** | **1'48.098** | 257,1 | 12:13'11.753 |
| 12 | **23.342** | 28.654 | 27.821 | 29.216 | 1'49.033 | 257,1 | 12:15'00.786 |

### 7° 16 J. CLUZEL (1'48.227)

| Lap | Seg.1 | Seg.2 | Seg.3 | Seg.4 | Lap Time | km/h | Local Time |
|---|---|---|---|---|---|---|---|
| 1 | | 32.509 | 30.477 | 31.675 | | 236,3 | 11:34'04.198 |
| 2 | 25.598 | 30.490 | 29.582 | 30.369 | 1'56.039 | 257,1 | 11:36'00.237 |
| 3 | 24.887 | 29.697 | 28.809 | 29.856 | 1'53.249 | 259,0 | 11:37'53.486 |
| 4 | 24.318 | 29.480 | 28.803 | 29.338 | 1'51.939 | 259,6 | 11:39'45.425 |
| 5 | 24.160 | 29.235 | 28.942 | 32.345 | 1'54.682 | 259,6 | 11:41'40.107 |

11/10/2019 P = Pits In/Out - C = Lap Time Cancelled

These data/results cannot be reproduced, stored and/or transmitted in whole or in part by any manner of electronic, mechanical, photocopying, recording, broadcasting or otherwise now known or herein after developed without the previous express consent by the copyright owner, except for reproduction in daily press and regular printed publications on sale to the public within 60 days of the event related to those data/results and always provided that copyright symbol appears together as follows below.
© DORNA WSBK ORGANIZATION Srl 2019



PIRELLI Official Tyre Supplier

TISSOT SWISS WATCHES SINCE 1853 Official Timekeeper

SUPERSPORT FIM WORLD CHAMPIONSHIP

1.5

WorldSSP

102/12

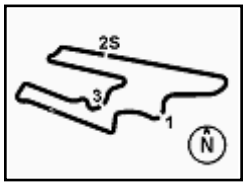


# Motul Argentinean Round, 11-13 October 2019

## Chronological Analysis Free Practice 1st Session

San Juan Villicum Circuit 4.276 m



| | | | | | | | |
|---|---|---|---|---|---|---|---|
| 6 | 24.094 | 28.952 | 28.303 | 29.196 | 1'50.545 | **262,1** | 11:43'30.652 |
| 7 | 23.607 | 28.797 | 28.630 | 28.977 | 1'50.011 | 257,8 | 11:45'20.663 |
| 8 | 23.483 | 28.839 | 28.198 | 28.620 | 1'49.140 | 258,4 | 11:47'09.803 |
| 9 | 24.340 | 29.930 | 29.326 | 59.600 | 2'23.196P | 257,1 | 11:49'32.999 |
| 10 | 8'39.915 | 29.079 | 28.830 | 29.123 | 10'06.947P | 261,5 | 11:59'39.946 |
| 11 | 24.297 | 28.821 | 28.183 | 29.093 | 1'50.394 | 261,5 | 12:01'30.340 |
| 12 | 23.690 | 28.515 | 27.997 | 28.626 | 1'48.828 | 259,0 | 12:03'19.168 |
| 13 | 24.796 | 29.403 | 28.326 | 41.326 | 2'03.851P | 260,2 | 12:05'23.019 |
| 14 | 4'16.459 | 29.220 | 28.930 | 28.746 | 5'43.355P | 260,9 | 12:11'06.374 |
| 15 | 23.834 | 30.345 | 31.544 | 29.957 | 1'55.680 | 256,5 | 12:13'02.054 |
| 16 | 24.130 | **28.460** | 28.233 | 28.645 | 1'49.468 | 260,9 | 12:14'51.522 |
| 17 | **23.295** | 28.565 | **27.748** | **28.619** | **1'48.227** | **262,1** | 12:16'39.749 |

**8° 3 R. DE ROSA (1'48.483)**

| Lap | Seg.1 | Seg.2 | Seg.3 | Seg.4 | Lap Time | km/h | Local Time |
|---|---|---|---|---|---|---|---|
| 1 | | 31.000 | 30.884 | 30.837 | | 212,6 | 11:32'29.938 |
| 2 | 25.791 | 30.736 | 30.669 | 30.965 | 1'58.161 | 229,3 | 11:34'28.099 |
| 3 | 25.817 | 29.797 | 29.621 | 29.976 | 1'55.211 | 251,2 | 11:36'23.310 |
| 4 | 24.967 | 29.297 | 29.309 | 29.769 | 1'53.342 | 257,8 | 11:38'16.652 |
| 5 | 24.691 | 29.254 | 29.311 | 29.860 | 1'53.116 | 258,4 | 11:40'09.768 |
| 6 | 24.416 | 28.983 | 28.822 | 29.641 | 1'51.862 | 257,8 | 11:42'01.630 |
| 7 | 24.131 | 28.863 | 28.766 | 29.583 | 1'51.343 | 259,6 | 11:43'52.973 |
| 8 | 24.134 | 29.008 | 28.469 | 29.258 | 1'50.869 | 256,5 | 11:45'43.842 |
| 9 | 26.119 | 30.449 | 30.064 | 45.880 | 2'12.512P | 250,0 | 11:47'56.354 |
| 10 | 6'11.660 | 29.418 | 28.878 | 29.410 | 7'39.366P | 261,5 | 11:55'35.720 |
| 11 | 24.094 | 28.728 | 28.569 | 29.246 | 1'50.637 | 259,0 | 11:57'26.357 |
| 12 | 23.691 | 28.619 | 28.207 | 29.398 | 1'49.915 | **262,1** | 11:59'16.272 |
| 13 | 23.911 | 28.509 | 28.402 | 43.724 | 2'04.546P | 260,9 | 12:01'20.818 |
| 14 | 3'12.769 | 30.296 | 29.119 | 29.468 | 4'41.652P | 257,1 | 12:06'02.470 |
| 15 | 23.775 | 28.720 | 28.250 | 28.884 | 1'49.629 | 256,5 | 12:07'52.099 |
| 16 | 23.611 | 28.753 | 27.880 | 30.027 | 1'50.271 | 258,4 | 12:09'42.370 |
| 17 | 23.635 | 28.768 | 28.029 | 28.847 | 1'49.279 | 261,5 | 12:11'31.649 |
| 18 | **23.584** | **28.488** | **27.711** | **28.700** | **1'48.483** | 260,9 | 12:13'20.132 |
| 19 | 24.910 | 29.431 | 28.557 | 29.164 | 1'52.062 | 254,7 | 12:15'12.194 |

**9° 78 H. OKUBO (1'48.630)**

| Lap | Seg.1 | Seg.2 | Seg.3 | Seg.4 | Lap Time | km/h | Local Time |
|---|---|---|---|---|---|---|---|
| 1 | | 31.678 | 30.533 | 32.321 | | 252,9 | 11:39'07.695 |
| 2 | 25.103 | 30.242 | 29.426 | 31.277 | 1'56.048 | 254,7 | 11:41'03.743 |
| 3 | 24.514 | 29.535 | 31.509 | 31.486 | 1'57.044 | 258,4 | 11:43'00.787 |
| 4 | 24.356 | 28.944 | 29.041 | 29.676 | 1'52.017 | 255,9 | 11:44'52.804 |
| 5 | 24.169 | 29.092 | 28.705 | 29.354 | 1'51.320 | 254,7 | 11:46'44.124 |
| 6 | 23.726 | 28.742 | 28.377 | 29.137 | 1'49.982 | 254,7 | 11:48'34.106 |
| 7 | 23.358 | 28.717 | 28.219 | 28.913 | 1'49.207 | 257,8 | 11:50'23.313 |
| 8 | 29.683 | 30.260 | 29.263 | 45.407 | 2'14.613P | 257,8 | 11:52'37.926 |
| 9 | 5'14.435 | 29.348 | 28.771 | 29.887 | 6'42.441P | 257,8 | 11:59'20.367 |
| 10 | 23.712 | 28.941 | 28.512 | 29.096 | 1'50.261 | 259,0 | 12:01'10.628 |
| 11 | 23.906 | 28.967 | 31.145 | 29.441 | 1'53.459 | 257,1 | 12:03'04.087 |
| 12 | 24.116 | 28.962 | 28.485 | 41.801 | 2'03.364P | 256,5 | 12:05'07.451 |
| 13 | 3'44.028 | 29.031 | 28.617 | 29.686 | 5'11.362P | 256,5 | 12:10'18.813 |
| 14 | 23.824 | 28.855 | 28.294 | 28.992 | 1'49.965 | 259,0 | 12:12'08.778 |
| 15 | **23.245** | **28.597** | 27.997 | **28.791** | **1'48.630** | 257,1 | 12:13'57.408 |
| 16 | 23.263 | 28.694 | **27.893** | 28.812 | 1'48.662 | **260,2** | 12:15'46.070 |

**10° 4 C. STANGE (1'48.889)**

| Lap | Seg.1 | Seg.2 | Seg.3 | Seg.4 | Lap Time | km/h | Local Time |
|---|---|---|---|---|---|---|---|
| 1 | | 35.219 | 33.979 | 32.858 | | 213,4 | 11:33'09.709 |
| 2 | 26.953 | 30.936 | 31.974 | 31.268 | 2'01.131 | 243,8 | 11:35'10.840 |
| 3 | 25.682 | 30.069 | 30.650 | 30.505 | 1'56.906 | 251,2 | 11:37'07.746 |
| 4 | 25.522 | 30.545 | 29.764 | 30.082 | 1'55.913 | 252,3 | 11:39'03.659 |
| 5 | 24.932 | 29.548 | 29.579 | 29.942 | 1'54.001 | 253,5 | 11:40'57.660 |
| 6 | 24.608 | 29.553 | 29.511 | 40.650 | 2'04.322P | 254,7 | 11:43'01.982 |
| 7 | 7'17.725 | 30.339 | 29.361 | 29.364 | 8'46.789P | 254,7 | 11:51'48.771 |
| 8 | 24.191 | 29.047 | 28.487 | 29.116 | 1'50.841 | **258,4** | 11:53'39.612 |
| 9 | 23.744 | 29.058 | 28.673 | 29.217 | 1'50.692 | 257,1 | 11:55'30.304 |
| 10 | 24.006 | 28.966 | 28.905 | 29.020 | 1'50.897 | 255,9 | 11:57'21.201 |
| 11 | 24.213 | 29.231 | 28.794 | 40.861 | 2'03.099P | 253,5 | 11:59'24.300 |
| 12 | 7'17.919 | 31.025 | 29.719 | 29.327 | 8'47.990P | 246,6 | 12:08'12.290 |
| 13 | 23.959 | 29.040 | 28.360 | 28.735 | 1'50.094 | 254,1 | 12:10'02.384 |
| 14 | 23.610 | 28.824 | 28.278 | 28.731 | 1'49.443 | 257,1 | 12:11'51.827 |
| 15 | **23.403** | **28.701** | 28.298 | 28.521 | 1'48.923 | 254,1 | 12:13'40.750 |
| 16 | 23.428 | 28.774 | **28.202** | **28.485** | **1'48.889** | 254,1 | 12:15'29.639 |

**11° 36 T. GRADINGER (1'48.988)**

| Lap | Seg.1 | Seg.2 | Seg.3 | Seg.4 | Lap Time | km/h | Local Time |
|---|---|---|---|---|---|---|---|
| 1 | | 36.106 | 34.030 | 32.942 | | 180,0 | 11:32'57.538 |
| 2 | 26.712 | 30.897 | 31.379 | 31.336 | 2'00.324 | 242,7 | 11:34'57.862 |
| 3 | 25.531 | 30.241 | 30.405 | 31.400 | 1'57.577 | 257,8 | 11:36'55.439 |
| 4 | 24.972 | 29.637 | 29.740 | 30.281 | 1'54.630 | 258,4 | 11:38'50.069 |
| 5 | 24.810 | 29.509 | 29.485 | 29.849 | 1'53.653 | 259,0 | 11:40'43.722 |
| 6 | 24.243 | 29.300 | 28.986 | 29.867 | 1'52.396 | 259,6 | 11:42'36.118 |
| 7 | 24.092 | 29.009 | 28.979 | 29.666 | 1'51.746 | 257,1 | 11:44'27.864 |
| 8 | 24.089 | 30.068 | 28.656 | 29.677 | 1'52.490 | 255,9 | 11:46'20.354 |
| 9 | 23.654 | 28.947 | 28.371 | 29.268 | 1'50.240 | 255,3 | 11:48'10.594 |
| 10 | 23.618 | 28.790 | 28.889 | 29.954 | 1'51.251 | 257,8 | 11:50'01.845 |
| 11 | 23.610 | 28.743 | 28.218 | 29.059 | 1'49.630 | 261,5 | 11:51'51.475 |
| 12 | **23.394** | **28.635** | 32.190 | 42.818 | 2'07.037P | **263,4** | 11:53'58.512 |
| 13 | 10'24.969 | 31.944 | 28.855 | 41.400 | 12'07.168P | 255,9 | 12:06'05.680 |
| 14 | 2'12.411 | 30.720 | 28.811 | 29.287 | 3'41.229P | 254,7 | 12:09'46.909 |
| 15 | 23.566 | 28.944 | 28.087 | 29.135 | 1'49.732 | 261,5 | 12:11'36.641 |
| 16 | 23.467 | 28.750 | 28.200 | 29.146 | 1'49.563 | 260,2 | 12:13'26.204 |
| 17 | 23.419 | 28.748 | **27.983** | **28.838** | **1'48.988** | 260,2 | 12:15'15.192 |

**12° 64 F. CARICASULO (1'49.097)**

| Lap | Seg.1 | Seg.2 | Seg.3 | Seg.4 | Lap Time | km/h | Local Time |
|---|---|---|---|---|---|---|---|
| 1 | | 35.159 | 32.338 | 32.484 | | 219,1 | 11:34'33.395 |
| 2 | 26.866 | 31.126 | 30.219 | 31.249 | 1'59.460 | 233,3 | 11:36'32.855 |
| 3 | 25.657 | 30.130 | 29.607 | 30.748 | 1'56.142 | 245,5 | 11:38'28.997 |
| 4 | 25.282 | 29.953 | 29.008 | 29.642 | 1'53.885 | 254,1 | 11:40'22.882 |
| 5 | 24.559 | 29.588 | 29.148 | 29.749 | 1'53.044 | 248,8 | 11:42'15.926 |
| 6 | 24.018 | 29.315 | 28.381 | 29.111 | 1'50.825 | 262,1 | 11:44'06.751 |
| 7 | 24.018 | 29.103 | 28.279 | 29.010 | 1'50.410 | 258,4 | 11:45'57.161 |
| 8 | 24.450 | 29.254 | 28.433 | 29.844 | 1'51.981 | 260,2 | 11:47'49.142 |
| 9 | 24.205 | 29.075 | 28.067 | 28.874 | 1'50.221 | 260,9 | 11:49'39.363 |
| 10 | 23.690 | 28.832 | 28.161 | 28.868 | 1'49.551 | **265,4** | 11:51'28.914 |
| 11 | 26.729 | 29.321 | 30.440 | 44.278 | 2'10.768P | 251,2 | 11:53'39.682 |
| 12 | 8'24.535 | 30.061 | 29.871 | 28.902 | 9'53.369P | 253,5 | 12:03'33.051 |
| 13 | 24.028 | 28.973 | 28.277 | 29.192 | 1'50.470 | 261,5 | 12:05'23.521 |
| 14 | 23.762 | 28.925 | 28.097 | 29.025 | 1'49.809 | 262,1 | 12:07'13.330 |
| 15 | **23.600** | 28.675 | 28.386 | **28.436** | **1'49.097** | 260,2 | 12:09'02.427 |
| 16 | 23.641 | 28.971 | 30.935 | 48.847 | 2'12.394P | 264,7 | 12:11'14.821 |
| 17 | 55.336 | 29.242 | 28.049 | 28.634 | 2'21.261P | 260,2 | 12:13'36.082 |
| 18 | 23.803 | **28.574** | **27.888** | 29.161 | 1'49.426 | 262,1 | 12:15'25.508 |

**13° 56 P. SEBESTYEN (1'49.426)**

| Lap | Seg.1 | Seg.2 | Seg.3 | Seg.4 | Lap Time | km/h | Local Time |
|---|---|---|---|---|---|---|---|
| 1 | | 32.471 | 32.087 | 31.950 | | 243,8 | 11:32'25.604 |
| 2 | 26.801 | 31.435 | 30.964 | 31.591 | 2'00.791 | 255,3 | 11:34'26.395 |
| 3 | 25.411 | 30.274 | 29.961 | 30.815 | 1'56.461 | 258,4 | 11:36'22.856 |
| 4 | 24.983 | 32.484 | 29.700 | 30.325 | 1'57.492 | 255,9 | 11:38'20.348 |
| 5 | 24.766 | 29.937 | 29.274 | 30.030 | 1'54.007 | 255,9 | 11:40'14.355 |
| 6 | 24.555 | 29.683 | 29.213 | 29.824 | 1'53.275 | 257,1 | 11:42'07.630 |
| 7 | 24.313 | 29.598 | 29.303 | 30.100 | 1'53.314 | **259,6** | 11:44'00.944 |
| 8 | 24.335 | 29.436 | 29.021 | 29.513 | 1'52.305 | 254,7 | 11:45'53.249 |
| 9 | 24.224 | 29.338 | 28.765 | 29.373 | 1'51.700 | 254,7 | 11:47'44.949 |
| 10 | 24.180 | 29.305 | 28.574 | 44.442 | 2'06.501P | 255,3 | 11:49'51.450 |

11/10/2019 P = Pits In/Out - C = Lap Time Cancelled

These data/results cannot be reproduced, stored and/or transmitted in whole or in part by any manner of electronic, mechanical, photocopying, recording, broadcasting or otherwise now known or herein after developed without the previous express consent by the copyright owner, except for reproduction in daily press and regular printed publications on sale to the public within 60 days of the event related to those data/results and always provided that copyright symbol appears together as follows below.
© DORNA WSBK ORGANIZATION Srl 2019



PIRELLI Official Tyre Supplier
TISSOT SWISS WATCHES SINCE 1853 Official Timekeeper

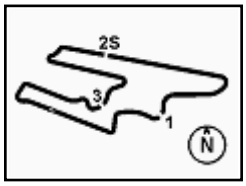


# Motul Argentinean Round, 11-13 October 2019
## Chronological Analysis Free Practice 1st Session

San Juan Villicum Circuit 4.276 m



| | | | | | | | |
|---|---|---|---|---|---|---|---|
| 11 | 10'17.608 | 29.517 | 28.593 | 29.494 | 11'45.212P | **259,6** | 12:01'36.662 |
| 12 | 24.247 | 29.479 | 28.874 | 29.314 | 1'51.914 | 258,4 | 12:03'28.576 |
| 13 | 23.922 | 29.148 | 28.319 | 29.242 | 1'50.631 | 256,5 | 12:05'19.207 |
| 14 | 23.960 | 28.898 | 28.338 | 29.238 | 1'50.434 | 257,1 | 12:07'09.641 |
| 15 | 23.685 | **28.829** | 28.383 | 29.475 | 1'50.372 | 255,3 | 12:09'00.013 |
| 16 | **23.641** | 28.839 | 28.064 | 29.125 | 1'49.669 | 259,0 | 12:10'49.682 |
| 17 | 23.779 | 29.028 | 28.796 | 29.747 | 1'51.350 | 258,4 | 12:12'41.032 |
| 18 | 23.724 | 28.890 | **27.925** | **28.887** | **1'49.426** | 257,1 | 12:14'30.458 |
| 19 | 25.746 | 29.133 | 28.009 | 29.319 | 1'52.207 | **259,6** | 12:16'22.665 |

**14° 84 L. CRESSON (1'50.118)**

| Lap | Seg.1 | Seg.2 | Seg.3 | Seg.4 | Lap Time | km/h | Local Time |
|---|---|---|---|---|---|---|---|
| 1 | | 32.049 | 31.948 | 32.519 | | 232,8 | 11:36'48.105 |
| 2 | 26.809 | 30.765 | 30.762 | 32.031 | 2'00.367 | 250,0 | 11:38'48.472 |
| 3 | 25.739 | 30.166 | 29.959 | 30.848 | 1'56.712 | 251,2 | 11:40'45.184 |
| 4 | 24.996 | 29.844 | 29.130 | 30.857 | 1'54.827 | 258,4 | 11:42'40.011 |
| 5 | 24.696 | 29.773 | 29.558 | 30.650 | 1'54.677 | 255,9 | 11:44'34.688 |
| 6 | 24.559 | 29.687 | 29.299 | 30.532 | 1'54.077 | 255,3 | 11:46'28.765 |
| 7 | 24.458 | 29.452 | 28.936 | 30.066 | 1'52.912 | 255,3 | 11:48'21.677 |
| 8 | 24.180 | 29.070 | 28.661 | 29.681 | 1'51.592 | 257,8 | 11:50'13.269 |
| 9 | 24.384 | 29.178 | 28.537 | 29.757 | 1'51.856 | **261,5** | 11:52'05.125 |
| 10 | 24.529 | 29.446 | 30.025 | 42.475 | 2'06.475P | 257,1 | 11:54'11.600 |
| 11 | 10'41.249 | 33.900 | 31.719 | 29.972 | 12'16.840P | 223,6 | 12:06'28.440 |
| 12 | 24.299 | 29.530 | 28.690 | 29.308 | 1'51.827 | 253,5 | 12:08'20.267 |
| 13 | 23.831 | **28.858** | **28.264** | 29.955 | 1'50.908 | 258,4 | 12:10'11.175 |
| 14 | 25.298 | 29.426 | 28.331 | 29.462 | 1'52.517 | 260,9 | 12:12'03.692 |
| 15 | 23.927 | 28.980 | 28.278 | 29.183 | 1'50.368 | 257,8 | 12:13'54.060 |
| 16 | **23.807** | 28.897 | 28.287 | **29.127** | **1'50.118** | 259,0 | 12:15'44.178 |

**15° 74 J. VAN SIKKELERUS (1'50.204)**

| Lap | Seg.1 | Seg.2 | Seg.3 | Seg.4 | Lap Time | km/h | Local Time |
|---|---|---|---|---|---|---|---|
| 1 | | 32.760 | 32.731 | 32.138 | | 231,8 | 11:32'26.669 |
| 2 | 27.387 | 31.223 | 30.512 | 30.693 | 1'59.815 | 241,1 | 11:34'26.484 |
| 3 | 25.676 | 30.037 | 30.252 | 30.348 | 1'56.313 | 242,2 | 11:36'22.797 |
| 4 | 25.261 | 29.850 | 29.838 | 29.786 | 1'54.735 | 250,6 | 11:38'17.532 |
| 5 | 25.001 | 29.943 | 29.478 | 29.798 | 1'54.220 | 250,6 | 11:40'11.752 |
| 6 | 24.921 | 29.729 | 29.443 | 29.870 | 1'53.963 | 252,3 | 11:42'05.715 |
| 7 | 24.906 | 30.217 | 29.924 | 42.200 | 2'07.247P | 249,4 | 11:44'12.962 |
| 8 | 10'53.638 | 31.435 | 31.704 | 31.313 | 12'28.090P | 242,7 | 11:56'41.052 |
| 9 | 24.699 | 30.051 | 29.413 | 29.872 | 1'54.035 | 252,9 | 11:58'35.087 |
| 10 | 24.555 | 29.930 | 29.353 | 30.071 | 1'53.909 | 254,1 | 12:00'28.996 |
| 11 | 28.481 | 29.867 | 31.930 | 32.297 | 2'02.575 | 238,9 | 12:02'31.571 |
| 12 | 24.407 | 29.537 | 28.890 | 29.329 | 1'52.163 | 251,7 | 12:04'23.734 |
| 13 | 24.476 | 29.899 | 30.199 | 41.739 | 2'06.313P | 247,7 | 12:06'30.047 |
| 14 | 2'44.254 | 29.987 | 29.737 | 29.518 | 4'13.496P | 252,9 | 12:10'43.543 |
| 15 | 24.169 | 29.393 | 28.478 | 29.179 | 1'51.219 | **258,4** | 12:12'34.762 |
| 16 | 23.853 | 29.223 | 28.433 | **28.931** | 1'50.440 | 255,9 | 12:14'25.202 |
| 17 | **23.619** | **29.141** | **28.297** | 29.147 | **1'50.204** | 257,8 | 12:16'15.406 |

**16° 38 H. SOOMER (1'50.635)**

| Lap | Seg.1 | Seg.2 | Seg.3 | Seg.4 | Lap Time | km/h | Local Time |
|---|---|---|---|---|---|---|---|
| 1 | | 32.046 | 32.044 | 32.313 | | 243,8 | 11:32'31.886 |
| 2 | 26.267 | 31.309 | 31.709 | 31.569 | 2'00.854 | 249,4 | 11:34'32.740 |
| 3 | 25.689 | 30.339 | 30.388 | 43.237 | 2'09.653P | 255,9 | 11:36'42.393 |
| 4 | 3'58.147 | 29.850 | 29.667 | 30.244 | 5'27.908P | 254,1 | 11:42'10.301 |
| 5 | 24.515 | 29.473 | 29.347 | 30.131 | 1'53.466 | 255,9 | 11:44'03.767 |
| 6 | 24.373 | 29.419 | 28.940 | 29.825 | 1'52.557 | 251,7 | 11:45'56.324 |
| 7 | 24.161 | 29.564 | 29.080 | 30.011 | 1'52.816 | 251,7 | 11:47'49.140 |
| 8 | 24.581 | 29.419 | 28.985 | 29.786 | 1'52.771 | 255,9 | 11:49'41.911 |
| 9 | 23.782 | **28.807** | 28.545 | 29.501 | **1'50.635** | 259,6 | 11:51'32.546 |
| 10 | 23.898 | 29.385 | 29.100 | 42.386 | 2'04.769P | **260,2** | 11:53'37.315 |
| 11 | 5'24.341 | 29.369 | 29.040 | 29.876 | 6'52.626P | 255,3 | 12:00'29.941 |
| 12 | 24.163 | 29.338 | 28.943 | 30.059 | 1'52.503 | 253,5 | 12:02'22.444 |
| 13 | 24.214 | 29.453 | 28.786 | 29.764 | 1'52.217 | 252,3 | 12:04'14.661 |
| 14 | 24.248 | 29.180 | 28.802 | 42.243 | 2'04.473P | 255,3 | 12:06'19.134 |
| 15 | 2'54.386 | 29.566 | 29.171 | 29.824 | 4'22.947P | 254,1 | 12:10'42.081 |
| 16 | 23.751 | 29.404 | 28.516 | 29.466 | 1'51.137 | 255,3 | 12:12'33.218 |
| 17 | 24.026 | 29.001 | **28.311** | 29.493 | 1'50.831 | 254,1 | 12:14'24.049 |
| 18 | **23.701** | 30.611 | 28.616 | **29.400** | 1'52.328 | 258,4 | 12:16'16.377 |

**17° 95 J. DANILO (1'51.240)**

| Lap | Seg.1 | Seg.2 | Seg.3 | Seg.4 | Lap Time | km/h | Local Time |
|---|---|---|---|---|---|---|---|
| 1 | | 32.438 | 33.219 | 32.428 | | 233,3 | 11:32'28.007 |
| 2 | 27.545 | 35.013 | 35.199 | 31.993 | 2'09.750 | 238,4 | 11:34'37.757 |
| 3 | 26.515 | 30.910 | 31.877 | 31.226 | 2'00.528 | 243,2 | 11:36'38.285 |
| 4 | 25.999 | 30.317 | 31.353 | 31.266 | 1'58.935 | 236,8 | 11:38'37.220 |
| 5 | 25.419 | 30.054 | 30.651 | 31.019 | 1'57.143 | 252,9 | 11:40'34.363 |
| 6 | 25.451 | 30.484 | 30.572 | 30.556 | 1'57.063 | 238,4 | 11:42'31.426 |
| 7 | 25.253 | 30.286 | 30.450 | 30.549 | 1'56.538 | 254,1 | 11:44'27.964 |
| 8 | 25.466 | 30.100 | 30.096 | 30.068 | 1'55.730 | 254,1 | 11:46'23.694 |
| 9 | 25.169 | 29.897 | 29.820 | 30.034 | 1'54.920 | 253,5 | 11:48'18.614 |
| 10 | 24.674 | 29.678 | 29.337 | 29.860 | 1'53.549 | 255,9 | 11:50'12.163 |
| 11 | 24.887 | 31.734 | 29.954 | 29.646 | 1'56.221 | 257,1 | 11:52'08.384 |
| 12 | 24.584 | 29.537 | 29.253 | 42.413 | 2'05.787P | 259,0 | 11:54'14.171 |
| 13 | 4'24.272 | 30.429 | 29.696 | 29.935 | 5'54.332P | 255,9 | 12:00'08.503 |
| 14 | 25.026 | 29.786 | 29.596 | 30.010 | 1'54.418 | 257,8 | 12:02'02.921 |
| 15 | 24.949 | 29.557 | 29.212 | 29.753 | 1'53.471 | 257,1 | 12:03'56.392 |
| 16 | 24.693 | 29.323 | 29.303 | 29.506 | 1'52.825 | 257,8 | 12:05'49.217 |
| 17 | 24.618 | 29.434 | 29.101 | 29.506 | 1'52.659 | 256,5 | 12:07'41.876 |
| 18 | 24.526 | 29.489 | 28.980 | 29.488 | 1'52.483 | 257,1 | 12:09'34.359 |
| 19 | 24.763 | 29.227 | 29.174 | 29.232 | 1'52.396 | **260,9** | 12:11'26.755 |
| 20 | **24.243** | 29.252 | **28.633** | **29.112** | **1'51.240** | 259,0 | 12:13'17.995 |
| 21 | 24.326 | **29.121** | 28.663 | 29.267 | 1'51.377 | 259,0 | 12:15'09.372 |

**18° 31 D. VALLE (1'51.293)**

| Lap | Seg.1 | Seg.2 | Seg.3 | Seg.4 | Lap Time | km/h | Local Time |
|---|---|---|---|---|---|---|---|
| 1 | | 32.876 | 33.118 | 32.230 | | 243,8 | 11:32'27.593 |
| 2 | 27.387 | 31.752 | 31.519 | 31.737 | 2'02.395 | 226,4 | 11:34'29.988 |
| 3 | 25.765 | 30.308 | 30.585 | 31.108 | 1'57.766 | 242,7 | 11:36'27.754 |
| 4 | 25.409 | 30.399 | 30.393 | 31.090 | 1'57.291 | 244,3 | 11:38'25.045 |
| 5 | 25.364 | 30.332 | 30.237 | 30.613 | 1'56.546 | 240,0 | 11:40'21.591 |
| 6 | 25.023 | 29.792 | 30.193 | 30.296 | 1'55.304 | 244,9 | 11:42'16.895 |
| 7 | 24.788 | 29.840 | 29.886 | 30.241 | 1'54.755 | 255,9 | 11:44'11.650 |
| 8 | 24.718 | 30.062 | 29.960 | 44.514 | 2'09.254P | 247,1 | 11:46'20.904 |
| 9 | 6'42.475 | 31.251 | 33.810 | 30.307 | 8'17.843P | 250,0 | 11:54'38.747 |
| 10 | 24.801 | 29.551 | 29.653 | 30.114 | 1'54.119 | 258,4 | 11:56'32.866 |
| 11 | 24.837 | 29.529 | 29.736 | 30.110 | 1'54.212 | 255,3 | 11:58'27.078 |
| 12 | 24.752 | 29.523 | 29.383 | 29.816 | 1'53.474 | 255,9 | 12:00'20.552 |
| 13 | 24.679 | 29.533 | 30.223 | 44.296 | 2'08.731P | 257,1 | 12:02'29.283 |
| 14 | 3'05.986 | 31.296 | 30.761 | 29.902 | 4'37.945P | 250,0 | 12:07'07.228 |
| 15 | 24.612 | 29.350 | 30.221 | 29.490 | 1'53.673 | 230,8 | 12:09'00.901 |
| 16 | 24.470 | 29.305 | 28.991 | 29.641 | 1'52.407 | 258,4 | 12:10'53.308 |
| 17 | 24.145 | 29.155 | **28.823** | 29.375 | 1'51.498 | **259,0** | 12:12'44.806 |
| 18 | **24.014** | 29.167 | 28.944 | **29.168** | **1'51.293** | 257,1 | 12:14'36.099 |

**19° 30 G. VAN STRAALEN (1'51.387)**

| Lap | Seg.1 | Seg.2 | Seg.3 | Seg.4 | Lap Time | km/h | Local Time |
|---|---|---|---|---|---|---|---|
| 1 | | 33.477 | 33.694 | 32.860 | | 209,3 | 11:36'55.741 |
| 2 | 27.120 | 31.418 | 31.388 | 32.493 | 2'02.419 | 234,8 | 11:38'58.160 |
| 3 | 26.226 | 30.615 | 30.983 | 31.651 | 1'59.475 | 248,8 | 11:40'57.635 |
| 4 | 25.605 | 30.179 | 30.309 | 31.137 | 1'57.230 | 253,5 | 11:42'54.865 |
| 5 | 25.404 | 30.190 | 30.211 | 31.050 | 1'56.855 | 249,4 | 11:44'51.720 |
| 6 | 25.125 | 30.126 | 30.569 | 30.620 | 1'56.440 | 246,6 | 11:46'48.160 |
| 7 | 25.808 | 30.336 | 30.238 | 43.154 | 2'09.536P | 248,3 | 11:48'57.696 |
| 8 | 9'13.636 | 30.133 | 29.667 | 30.199 | 10'43.635P | **256,5** | 11:59'41.331 |
| 9 | 24.723 | 29.568 | 29.575 | 30.086 | 1'53.952 | 254,7 | 12:01'35.283 |

11/10/2019 P = Pits In/Out - C = Lap Time Cancelled

These data/results cannot be reproduced, stored and/or transmitted in whole or in part by any manner of electronic, mechanical, photocopying, recording, broadcasting or otherwise now known or herein after developed without the previous express consent by the copyright owner, except for reproduction in daily press and regular printed publications on sale to the public within 60 days of the event related to those data/results and always provided that copyright symbol appears together as follows below.
© DORNA WSBK ORGANIZATION Srl 2019



PIRELLI Official Tyre Supplier
TISSOT SWISS WATCHES SINCE 1853 Official Timekeeper

SUPERSPORT FIM WORLD CHAMPIONSHIP

**1.5**

**WorldSSP**

**102/12**

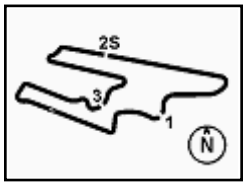


# Motul Argentinean Round, 11-13 October 2019

## Chronological Analysis Free Practice 1st Session

San Juan Villicum Circuit 4.276 m



| | | | | | | | |
|---|---|---|---|---|---|---|---|
| 10 | 25.230 | 29.649 | 30.297 | 29.969 | 1'55.145 | 253,5 | 12:03'30.428 |
| 11 | 24.481 | 29.287 | 29.406 | 30.144 | 1'53.318 | 254,1 | 12:05'23.746 |
| 12 | 24.369 | 29.266 | 29.308 | 29.903 | 1'52.846 | 254,7 | 12:07'16.592 |
| 13 | 24.397 | 29.290 | 28.945 | 30.075 | 1'52.707 | 252,9 | 12:09'09.299 |
| 14 | 24.412 | 29.258 | 29.002 | 29.599 | 1'52.271 | **256,5** | 12:11'01.570 |
| 15 | **24.026** | 29.135 | 28.936 | 29.898 | 1'51.995 | 254,7 | 12:12'53.565 |
| 16 | 24.270 | **29.057** | **28.767** | **29.293** | **1'51.387** | 254,7 | 12:14'44.952 |
| 17 | 24.135 | 29.246 | 29.831 | 30.297 | 1'53.509 | **256,5** | 12:16'38.461 |

**20° 47 R. HARTOG (1'51.576)**

| Lap | Seg.1 | Seg.2 | Seg.3 | Seg.4 | Lap Time | km/h | Local Time |
|---|---|---|---|---|---|---|---|
| 1 | | 32.582 | 33.422 | 33.014 | | 225,9 | 11:32'26.156 |
| 2 | 28.148 | 31.712 | 33.096 | 31.729 | 2'04.685 | 227,8 | 11:34'30.841 |
| 3 | 26.045 | 30.886 | 31.163 | 31.398 | 1'59.492 | 247,7 | 11:36'30.333 |
| 4 | 25.798 | 30.883 | 30.811 | 30.937 | 1'58.429 | 248,8 | 11:38'28.762 |
| 5 | 25.227 | 30.428 | 30.363 | 30.761 | 1'56.779 | 246,0 | 11:40'25.541 |
| 6 | 25.104 | 30.310 | 30.609 | 30.837 | 1'56.860 | 250,6 | 11:42'22.401 |
| 7 | 25.078 | 29.944 | 30.415 | 30.271 | 1'55.708 | 248,8 | 11:44'18.109 |
| 8 | 24.770 | 30.020 | 29.912 | 30.220 | 1'54.922 | 243,8 | 11:46'13.031 |
| 9 | 24.830 | 29.895 | 30.021 | 30.249 | 1'54.995 | 244,9 | 11:48'08.026 |
| 10 | 24.472 | 29.532 | 29.569 | 31.249 | 1'54.822 | 246,0 | 11:50'02.848 |
| 11 | 24.654 | 29.743 | 29.418 | 30.142 | 1'53.957 | **260,2** | 11:51'56.805 |
| 12 | 25.822 | 30.660 | 30.544 | 43.695 | 2'10.721P | 242,7 | 11:54'07.526 |
| 13 | 11'25.471 | 31.517 | 30.603 | 31.355 | 12'58.946P | 244,9 | 12:07'06.472 |
| 14 | 24.892 | 29.729 | 29.325 | 30.386 | 1'54.332 | 245,5 | 12:09'00.804 |
| 15 | 24.964 | 29.512 | 29.524 | 29.962 | 1'53.962 | 258,4 | 12:10'54.766 |
| 16 | 24.463 | 29.502 | 29.444 | 29.565 | 1'52.974 | 252,3 | 12:12'47.740 |
| 17 | 24.436 | 29.282 | 28.932 | 29.753 | 1'52.403 | 256,5 | 12:14'40.143 |
| 18 | **24.059** | **29.195** | **28.784** | **29.538** | **1'51.576** | 257,1 | 12:16'31.719 |

**21° 20 F. FULIGNI (1'52.809)**

| Lap | Seg.1 | Seg.2 | Seg.3 | Seg.4 | Lap Time | km/h | Local Time |
|---|---|---|---|---|---|---|---|
| 1 | | 33.031 | 32.442 | 32.225 | | 238,9 | 11:32'26.527 |
| 2 | 27.321 | 31.704 | 31.348 | 30.953 | 2'01.326 | 226,9 | 11:34'27.853 |
| 3 | 26.073 | 30.439 | 30.955 | 31.119 | 1'58.586 | 246,0 | 11:36'26.439 |
| 4 | 26.083 | 30.581 | 30.689 | 30.462 | 1'57.815 | 250,6 | 11:38'24.254 |
| 5 | 25.314 | 30.386 | 30.145 | 30.406 | 1'56.251 | 250,0 | 11:40'20.505 |
| 6 | 25.402 | 30.043 | 29.729 | 30.300 | 1'55.474 | 254,7 | 11:42'15.979 |
| 7 | 25.063 | 29.993 | 29.719 | 30.065 | 1'54.840 | 254,7 | 11:44'10.819 |
| 8 | 24.958 | 30.088 | 30.085 | 44.931 | 2'10.062P | 248,8 | 11:46'20.881 |
| 9 | 9'22.789 | 30.983 | 30.275 | 30.109 | 10'54.156P | 251,7 | 11:57'15.037 |
| 10 | 25.301 | 30.226 | 29.602 | 30.194 | 1'55.323 | 254,1 | 11:59'10.360 |
| 11 | 24.903 | 29.735 | 29.655 | 29.873 | 1'54.166 | 257,1 | 12:01'04.526 |
| 12 | 24.773 | 30.088 | 29.320 | 29.919 | 1'54.100 | 254,7 | 12:02'58.626 |
| 13 | 24.879 | 29.495 | 29.176 | 30.739 | 1'54.289 | 254,1 | 12:04'52.915 |
| 14 | 24.582 | 29.517 | 29.161 | 29.862 | 1'53.122 | 255,9 | 12:06'46.037 |
| 15 | 24.585 | 29.533 | 29.183 | 29.663 | 1'52.964 | 254,1 | 12:08'39.001 |
| 16 | 24.509 | 31.347 | 30.749 | 37.216 | 2'03.821 | 248,8 | 12:10'42.822 |
| 17 | 24.706 | 29.544 | 29.439 | **29.583** | 1'53.272 | **258,4** | 12:12'36.094 |
| 18 | 24.477 | **29.464** | **29.143** | 29.725 | **1'52.809** | 255,9 | 12:14'28.903 |
| 19 | **24.371** | 29.541 | 29.262 | 29.760 | 1'52.934 | **258,4** | 12:16'21.837 |

**22° 15 A. COPPOLA (1'53.732)**

| Lap | Seg.1 | Seg.2 | Seg.3 | Seg.4 | Lap Time | km/h | Local Time |
|---|---|---|---|---|---|---|---|
| 1 | | | | | | | 11:32'29.903 |
| 2 | 27.403 | 32.399 | 32.174 | 32.588 | 2'04.564 | 245,5 | 11:34'34.467 |
| 3 | 27.150 | 31.700 | 31.395 | 32.080 | 2'02.325 | 235,8 | 11:36'36.792 |
| 4 | 26.206 | 31.243 | 31.394 | 31.557 | 2'00.400 | 237,4 | 11:38'37.192 |
| 5 | 26.379 | 30.767 | 30.876 | 31.068 | 1'59.090 | 241,6 | 11:40'36.282 |
| 6 | 26.219 | 30.816 | 32.400 | 45.115 | 2'14.550P | 235,8 | 11:42'50.832 |
| 7 | 5'21.297 | 32.380 | 31.195 | 31.914 | 6'56.786P | 232,3 | 11:49'47.618 |
| 8 | 26.210 | 30.729 | 30.466 | 31.133 | 1'58.538 | 243,8 | 11:51'46.156 |
| 9 | 25.671 | 30.239 | 29.857 | 30.759 | 1'56.526 | 251,7 | 11:53'42.682 |

| | | | | | | | |
|---|---|---|---|---|---|---|---|
| 10 | 24.986 | 29.821 | 29.608 | 30.220 | 1'54.635 | 251,7 | 11:55'37.317 |
| 11 | 25.191 | 29.775 | 29.889 | **29.969** | 1'54.824 | 252,3 | 11:57'32.141 |
| 12 | 25.041 | 29.730 | 29.572 | 30.198 | 1'54.541 | 252,9 | 11:59'26.682 |
| 13 | 24.959 | 29.634 | **29.332** | 30.086 | 1'54.011 | 252,3 | 12:01'20.693 |
| 14 | 24.997 | 29.693 | 29.718 | 30.000 | 1'54.408 | 252,3 | 12:03'15.101 |
| 15 | 25.319 | 30.448 | 31.996 | 43.654 | 2'11.417P | 242,7 | 12:05'26.518 |
| 16 | 2'42.100 | 31.222 | 31.898 | 31.017 | 4'16.237P | 230,8 | 12:09'42.755 |
| 17 | 24.945 | 29.618 | 29.517 | 30.228 | 1'54.308 | **254,1** | 12:11'37.063 |
| 18 | **24.580** | **29.446** | 29.718 | 29.988 | **1'53.732** | 249,4 | 12:13'30.795 |
| 19 | 24.636 | 30.214 | 29.599 | 30.507 | 1'54.956 | 252,9 | 12:15'25.751 |

**23° 10 N. CALERO (1'55.650)**

| Lap | Seg.1 | Seg.2 | Seg.3 | Seg.4 | Lap Time | km/h | Local Time |
|---|---|---|---|---|---|---|---|
| 1 | | 36.296 | 34.712 | 35.104 | | 210,1 | 11:33'01.457 |
| 2 | 28.983 | 33.114 | 38.004 | 46.219 | 2'26.320P | 235,8 | 11:35'27.777 |
| 3 | 9'23.604 | 36.365 | 34.161 | 32.964 | 11'07.094P | 219,1 | 11:46'34.871 |
| 4 | 26.870 | 31.610 | 32.724 | 32.053 | 2'03.257 | 247,7 | 11:48'38.128 |
| 5 | 26.759 | 30.893 | 30.907 | 31.730 | 2'00.289 | 250,6 | 11:50'38.417 |
| 6 | 30.866 | 30.325 | 30.275 | 31.253 | 2'02.719 | **255,3** | 11:52'41.136 |
| 7 | 25.924 | 30.599 | 30.892 | 31.086 | 1'58.501 | 254,1 | 11:54'39.637 |
| 8 | 25.434 | 29.937 | 30.008 | 31.074 | 1'56.453 | 254,1 | 11:56'36.090 |
| 9 | 25.270 | 30.022 | **29.704** | 30.886 | 1'55.882 | 253,5 | 11:58'31.972 |
| 10 | 26.461 | 32.348 | 30.498 | 30.540 | 1'59.847 | 217,7 | 12:00'31.819 |
| 11 | 25.112 | 29.909 | 29.929 | 31.147 | 1'56.097 | 251,7 | 12:02'27.916 |
| 12 | 27.446 | 30.681 | 29.825 | **30.341** | 1'58.293 | 253,5 | 12:04'26.209 |
| 13 | **25.038** | 30.041 | 29.880 | 30.691 | **1'55.650** | 252,3 | 12:06'21.859 |
| 14 | 30.516 | 34.022 | 33.744 | 47.039 | 2'25.321P | 201,5 | 12:08'47.180 |
| 15 | 2'35.123 | 34.933 | 36.107 | 32.807 | 4'18.970P | 253,5 | 12:13'06.150 |
| 16 | 25.132 | **29.766** | 30.211 | 30.623 | 1'55.732 | 252,3 | 12:15'01.882 |

**24° 53 G. SCONZA (1'55.923)**

| Lap | Seg.1 | Seg.2 | Seg.3 | Seg.4 | Lap Time | km/h | Local Time |
|---|---|---|---|---|---|---|---|
| 1 | | 36.917 | 38.420 | 38.381 | | 174,2 | 11:33'13.062 |
| 2 | 29.577 | 35.071 | 36.409 | 33.932 | 2'14.989 | 193,9 | 11:35'28.051 |
| 3 | 28.717 | 33.797 | 35.291 | 32.786 | 2'10.591 | 206,5 | 11:37'38.642 |
| 4 | 27.973 | 33.330 | 33.988 | 32.079 | 2'07.370 | 209,3 | 11:39'46.012 |
| 5 | 27.413 | 32.191 | 32.577 | 31.521 | 2'03.702 | 228,8 | 11:41'49.714 |
| 6 | 26.372 | 31.663 | 32.403 | 45.300 | 2'15.738P | 218,2 | 11:44'05.452 |
| 7 | 7'41.728 | 32.806 | 32.691 | 31.795 | 9'19.020P | 229,3 | 11:53'24.472 |
| 8 | 26.057 | 31.260 | 32.048 | 30.666 | 2'00.031 | 234,8 | 11:55'24.503 |
| 9 | 25.496 | 30.977 | 31.616 | 30.403 | 1'58.492 | 225,0 | 11:57'22.995 |
| 10 | 25.241 | 30.591 | 31.116 | 30.369 | 1'57.317 | 230,8 | 11:59'20.312 |
| 11 | 25.203 | 30.467 | 30.480 | 30.218 | 1'56.368 | 243,2 | 12:01'16.680 |
| 12 | 25.150 | 30.749 | 34.133 | 30.428 | 2'00.460 | 238,4 | 12:03'17.140 |
| 13 | 25.751 | 30.705 | 30.535 | 40.776 | 2'07.767P | 246,6 | 12:05'24.907 |
| 14 | 4'11.115 | 31.371 | 31.049 | 30.333 | 5'43.868P | 236,8 | 12:11'08.775 |
| 15 | **24.854** | 30.251 | 30.524 | 30.431 | 1'56.060 | 242,2 | 12:13'04.835 |
| 16 | 25.360 | **30.182** | **30.240** | **30.141** | **1'55.923** | **247,7** | 12:15'00.758 |

11/10/2019 P = Pits In/Out - C = Lap Time Cancelled

These data/results cannot be reproduced, stored and/or transmitted in whole or in part by any manner of electronic, mechanical, photocopying, recording, broadcasting or otherwise now known or herein after developed without the previous express consent by the copyright owner, except for reproduction in daily press and regular printed publications on sale to the public within 60 days of the event related to those data/results and always provided that copyright symbol appears together as follows below.
© DORNA WSBK ORGANIZATION Srl 2019



PIRELLI Official Tyre Supplier
TISSOT SWISS WATCHES SINCE 1853 Official Timekeeper