SUPERSPORT FIM WORLD CHAMPIONSHIP

2.1

WorldSSP

102/12

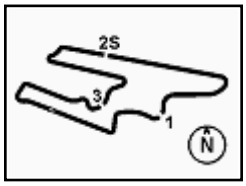

Motul Argentinean Round, 11-13 October 2019

Free Practices Combined Results after FP2

San Juan Villicum Circuit 4.276 m

	No.	Rider	Nat	Team	Bike	FP1	FP2	FP3	Time	Gap	Rel.	Avg	LL
1	**94**	C. **PEROLARI**	FRA	GMT94 YAMAHA	Yamaha YZF R6	1'47.974	**1'46.246**		**1'46.246**			144,886	35
2	**64**	F. **CARICASULO**	ITA	BARDAHL Evan Bros. WorldSSP Team	Yamaha YZF R6	1'49.097	**1'46.292**		**1'46.292**	0.046	0.046	144,824	33
3	**21**	R. **KRUMMENACHER**	SUI	BARDAHL Evan Bros. WorldSSP Team	Yamaha YZF R6	1'47.918	**1'46.451**		**1'46.451**	0.205	0.159	144,607	29
4	**86**	A. **BADOVINI**	ITA	Team Pedercini Racing	Kawasaki ZX-6R	1'47.437	**1'46.465**		**1'46.465**	0.219	0.014	144,588	28
5	**16**	J. **CLUZEL**	FRA	GMT94 YAMAHA	Yamaha YZF R6	1'48.227	**1'46.565**		**1'46.565**	0.319	0.100	144,453	33
6	**44**	L. **MAHIAS**	FRA	Kawasaki Puccetti Racing	Kawasaki ZX-6R	1'48.098	**1'46.566**		**1'46.566**	0.320	0.001	144,451	27
7	**3**	R. **DE ROSA**	ITA	MV AGUSTA Reparto Corse	MV Agusta F3 675	1'48.483	**1'46.587**		**1'46.587**	0.341	0.021	144,423	39
8	**11**	K. **SMITH**	GBR	Team Pedercini Racing	Kawasaki ZX-6R	1'48.000	**1'46.879**		**1'46.879**	0.633	0.292	144,028	31
9	**56**	P. **SEBESTYEN**	HUN	CIA Landlord Insurance Honda	Honda CBR600RR	1'49.426	**1'46.911**		**1'46.911**	0.665	0.032	143,985	34
10	**4**	C. **STANGE**	GER	GEMAR - Ciociaria Corse WorldSSP Team	Honda CBR600RR	1'48.889	**1'47.001**		**1'47.001**	0.755	0.090	143,864	31
11	**32**	I. **VINALES**	ESP	Kallio Racing	Yamaha YZF R6	1'48.066	**1'47.516**		**1'47.516**	1.270	0.515	143,175	36
12	**95**	J. **DANILO**	FRA	CIA Landlord Insurance Honda	Honda CBR600RR	1'51.240	**1'47.947**		**1'47.947**	1.701	0.431	142,603	39
13	**84**	L. **CRESSON**	BEL	Kallio Racing	Yamaha YZF R6	1'50.118	**1'48.414**		**1'48.414**	2.168	0.467	141,989	32
14	**78**	H. **OKUBO**	JPN	Kawasaki Puccetti Racing	Kawasaki ZX-6R	**1'48.630**	1'48.949		**1'48.630**	2.384	0.216	141,707	30
15	**38**	H. **SOOMER**	EST	MPM WILSport Racedays	Honda CBR600RR	1'50.635	**1'48.864**		**1'48.864**	2.618	0.234	141,402	31
16	**36**	T. **GRADINGER**	AUT	Kallio Racing	Yamaha YZF R6	**1'48.988**	1'49.183		**1'48.988**	2.742	0.124	141,241	30
17	**74**	J. **VAN SIKKELERUS**	NED	MPM WILSport Racedays	Honda CBR600RR	1'50.204	**1'49.032**		**1'49.032**	2.786	0.044	141,184	31
18	**30**	G. **VAN STRAALEN**	NED	EAB Racing Team	Kawasaki ZX-6R	1'51.387	**1'49.952**		**1'49.952**	3.706	0.920	140,003	36
19	**47**	R. **HARTOG**	NED	Team Hartog - Against Cancer	Kawasaki ZX-6R	1'51.576	**1'50.299**		**1'50.299**	4.053	0.347	139,562	26
20	**31**	D. **VALLE**	ESP	MS Racing	Yamaha YZF R6	1'51.293	**1'50.397**		**1'50.397**	4.151	0.098	139,439	35
21	**20**	F. **FULIGNI**	ITA	MV AGUSTA Reparto Corse	MV Agusta F3 675	1'52.809	**1'51.055**		**1'51.055**	4.809	0.658	138,612	35
22	**15**	A. **COPPOLA**	ITA	Team Toth	Yamaha YZF R6	1'53.732	**1'51.876**		**1'51.876**	5.630	0.821	137,595	36
23	**53**	G. **SCONZA**	ITA	GEMAR - Ciociaria Corse WorldSSP Team	Honda CBR600RR	1'55.923	**1'52.129**		**1'52.129**	5.883	0.253	137,285	28
24	**10**	N. **CALERO**	ESP	Orelac Racing VerdNatura	Kawasaki ZX-6R	1'55.650	**1'53.766**		**1'53.766**	7.520	1.637	135,309	17

11/10/2019

These data/results cannot be reproduced, stored and/or transmitted in whole or in part by any manner of electronic, mechanical, photocopying, recording, broadcasting or otherwise now known or herein after developed without the previous express consent by the copyright owner, except for reproduction in daily press and regular printed publications on sale to the public within 60 days of the event related to those data/results and always provided that copyright symbol appears together as follows below.
© DORNA WSBK ORGANIZATION Srl 2019

PIRELLI
Official Tyre Supplier

TISSOT
SWISS WATCHES SINCE 1853
Official Timekeeper

SUPERSPORT FIM WORLD CHAMPIONSHIP

2.2

WorldSSP

102/12

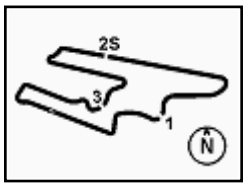

Motul Argentinean Round, 11-13 October 2019

Results Free Practice 2nd Session

San Juan Villicum Circuit 4.276 m

	No.	Rider	Nat	Team	Bike	Time	Gap	Rel.	Laps	Speed Avg	Speed Max
1	**94**	C. **PEROLARI**	FRA	GMT94 YAMAHA	Yamaha YZF R6	**1'46.246**			16	144,886	**262,8**
2	**64**	F. **CARICASULO**	ITA	BARDAHL Evan Bros. WorldSSP Team	Yamaha YZF R6	**1'46.292**	0.046	0.046	16	144,824	**263,4**
3	**21**	R. **KRUMMENACHER**	SUI	BARDAHL Evan Bros. WorldSSP Team	Yamaha YZF R6	**1'46.451**	0.205	0.159	15	144,607	**258,4**
4	**86**	A. **BADOVINI**	ITA	Team Pedercini Racing	Kawasaki ZX-6R	**1'46.465**	0.219	0.014	13	144,588	**259,0**
5	**16**	J. **CLUZEL**	FRA	GMT94 YAMAHA	Yamaha YZF R6	**1'46.565**	0.319	0.100	17	144,453	**262,8**
6	**44**	L. **MAHIAS**	FRA	Kawasaki Puccetti Racing	Kawasaki ZX-6R	**1'46.566**	0.320	0.001	16	144,451	**257,8**
7	**3**	R. **DE ROSA**	ITA	MV AGUSTA Reparto Corse	MV Agusta F3 675	**1'46.587**	0.341	0.021	21	144,423	**262,8**
8	**11**	K. **SMITH**	GBR	Team Pedercini Racing	Kawasaki ZX-6R	**1'46.879**	0.633	0.292	15	144,028	**257,8**
9	**56**	P. **SEBESTYEN**	HUN	CIA Landlord Insurance Honda	Honda CBR600RR	**1'46.911**	0.665	0.032	16	143,985	**260,2**
10	**4**	C. **STANGE**	GER	GEMAR - Ciociaria Corse WorldSSP Team	Honda CBR600RR	**1'47.001**	0.755	0.090	16	143,864	**259,0**
11	**32**	I. **VINALES**	ESP	Kallio Racing	Yamaha YZF R6	**1'47.516**	1.270	0.515	16	143,175	**261,5**
12	**95**	J. **DANILO**	FRA	CIA Landlord Insurance Honda	Honda CBR600RR	**1'47.947**	1.701	0.431	19	142,603	**262,8**
13	**84**	L. **CRESSON**	BEL	Kallio Racing	Yamaha YZF R6	**1'48.414**	2.168	0.467	17	141,989	**260,9**
14	**38**	H. **SOOMER**	EST	MPM WILSport Racedays	Honda CBR600RR	**1'48.864**	2.618	0.450	14	141,402	**259,6**
15	**78**	H. **OKUBO**	JPN	Kawasaki Puccetti Racing	Kawasaki ZX-6R	**1'48.949**	2.703	0.085	15	141,292	**259,0**
16	**74**	J. **VAN SIKKELERUS**	NED	MPM WILSport Racedays	Honda CBR600RR	**1'49.032**	2.786	0.083	15	141,184	**256,5**
17	**36**	T. **GRADINGER**	AUT	Kallio Racing	Yamaha YZF R6	**1'49.183**	2.937	0.151	14	140,989	**257,1**
18	**30**	G. **VAN STRAALEN**	NED	EAB Racing Team	Kawasaki ZX-6R	**1'49.952**	3.706	0.769	20	140,003	**255,9**
19	**47**	R. **HARTOG**	NED	Team Hartog - Against Cancer	Kawasaki ZX-6R	**1'50.299**	4.053	0.347	9	139,562	**256,5**
20	**31**	D. **VALLE**	ESP	MS Racing	Yamaha YZF R6	**1'50.397**	4.151	0.098	18	139,439	**257,8**
21	**20**	F. **FULIGNI**	ITA	MV AGUSTA Reparto Corse	MV Agusta F3 675	**1'51.055**	4.809	0.658	17	138,612	**257,1**
22	**15**	A. **COPPOLA**	ITA	Team Toth	Yamaha YZF R6	**1'51.876**	5.630	0.821	18	137,595	**255,9**
23	**53**	G. **SCONZA**	ITA	GEMAR - Ciociaria Corse WorldSSP Team	Honda CBR600RR	**1'52.129**	5.883	0.253	13	137,285	**253,5**
				Out 107% in this Session							
24	**10**	N. **CALERO**	ESP	Orelac Racing VerdNatura	Kawasaki ZX-6R	**1'53.766**	7.520	1.637	2	135,309	**252,3**

Qualifying Lap Time (107% of 1'46.246): 1'53.684

AIR	Humidity:	25%	Temp:	31°C
TRACK	Condition:	Dry	Temp:	47°C

Records	Pole	(SP2)	2018	L.Mahias	1'43.026	149,410	Km/h
	Race	(RC)	2018	S.Cortese	1'43.818	148,270	Km/h
	All Times	(SP2)	2018	L.Mahias	1'43.026	149,410	Km/h

	Start	End
11/10/2019	16:00	16:48

The results are provisional until the end of the time limit for protests and appeals and the completion of the technical checks.

These data/results cannot be reproduced, stored and/or transmitted in whole or in part by any manner of electronic, mechanical, photocopying, recording, broadcasting or otherwise now known or herein after developed without the previous express consent by the copyright owner, except for reproduction in daily press and regular printed publications on sale to the public within 60 days of the event related to those data/results and always provided that copyright symbol appears together as follows below.
© DORNA WSBK ORGANIZATION Srl 2019

PIRELLI
Official Tyre Supplier
TISSOT SWISS WATCHES SINCE 1853
Official Timekeeper

SUPERSPORT FIM WORLD CHAMPIONSHIP

2.2

WorldSSP

102/12

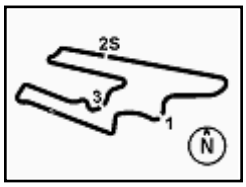

Motul Argentinean Round, 11-13 October 2019

Results Free Practice 2nd Session

San Juan Villicum Circuit 4.276 m

Session Highlights

Local Time	No.	Rider	Description
16.00.00			Start
16.00.55			WorldSSP Pit Intervention Time: 1min 43secs
16.08.24	**38**	H. **SOOMER**	Crashed - Turn 16
16.09.01	**38**	H. **SOOMER**	Re-joined
16.17.20	**3**	R. **DE ROSA**	On Asphalt - Re-Joined - Turn 1
16.26.41	**36**	T. **GRADINGER**	On the Gravel - Re-Joined - Turn 4
16.28.57	**44**	L. **MAHIAS**	On Asphalt - Re-Joined - Turn 1
16.34.13	**44**	L. **MAHIAS**	On Asphalt - Re-Joined - Turn 15
16.39.58	**64**	F. **CARICASULO**	On Asphalt - Re-Joined - Turn 1
16.48.10			End Of Session

Fastest Laps Sequence

No.	Rider	Nat	Team	Bike	Local Time	Time	Gap	Avg
21	R. **KRUMMENACHER**	SUI	BARDAHL Evan Bros. WorldSSP Team	Yamaha YZF R6	16:04'01.217	**1'49.818**		140,174
94	C. **PEROLARI**	FRA	GMT94 YAMAHA	Yamaha YZF R6	16:04'01.817	**1'49.349**	-0.469	140,775
64	F. **CARICASULO**	ITA	BARDAHL Evan Bros. WorldSSP Team	Yamaha YZF R6	16:05'16.236	**1'49.347**	-0.002	140,778
94	C. **PEROLARI**	FRA	GMT94 YAMAHA	Yamaha YZF R6	16:05'50.560	**1'48.743**	-0.604	141,559
16	J. **CLUZEL**	FRA	GMT94 YAMAHA	Yamaha YZF R6	16:06'46.807	**1'48.432**	-0.311	141,965
44	L. **MAHIAS**	FRA	Kawasaki Puccetti Racing	Kawasaki ZX-6R	16:07'02.593	**1'48.344**	-0.088	142,081
64	F. **CARICASULO**	ITA	BARDAHL Evan Bros. WorldSSP Team	Yamaha YZF R6	16:08'53.361	**1'48.291**	-0.053	142,150
86	A. **BADOVINI**	ITA	Team Pedercini Racing	Kawasaki ZX-6R	16:10'09.163	**1'47.754**	-0.537	142,859
86	A. **BADOVINI**	ITA	Team Pedercini Racing	Kawasaki ZX-6R	16:11'56.647	**1'47.484**	-0.270	143,218
86	A. **BADOVINI**	ITA	Team Pedercini Racing	Kawasaki ZX-6R	16:15'34.023	**1'47.177**	-0.307	143,628
16	J. **CLUZEL**	FRA	GMT94 YAMAHA	Yamaha YZF R6	16:19'56.253	**1'47.087**	-0.090	143,749
16	J. **CLUZEL**	FRA	GMT94 YAMAHA	Yamaha YZF R6	16:21'42.818	**1'46.565**	-0.522	144,453
21	R. **KRUMMENACHER**	SUI	BARDAHL Evan Bros. WorldSSP Team	Yamaha YZF R6	16:42'50.613	**1'46.451**	-0.114	144,607
64	F. **CARICASULO**	ITA	BARDAHL Evan Bros. WorldSSP Team	Yamaha YZF R6	16:43'25.557	**1'46.292**	-0.159	144,824
94	C. **PEROLARI**	FRA	GMT94 YAMAHA	Yamaha YZF R6	16:44'49.220	**1'46.246**	-0.046	144,886

	Start	End	The results are provisional until the end of the time limit for protests and appeals
11/10/2019	16:00	16:48	and the completion of the technical checks.

These data/results cannot be reproduced, stored and/or transmitted in whole or in part by any manner of electronic, mechanical, photocopying, recording, broadcasting or otherwise now known or herein after developed without the previous express consent by the copyright owner, except for reproduction in daily press and regular printed publications on sale to the public within 60 days of the event related to those data/results and always provided that copyright symbol appears together as follows below.
© DORNA WSBK ORGANIZATION Srl 2019

PIRELLI
Official Tyre Supplier

TISSOT
SWISS WATCHES SINCE 1853
Official Timekeeper

SUPERSPORT FIM WORLD CHAMPIONSHIP

2.3

WorldSSP

102/12

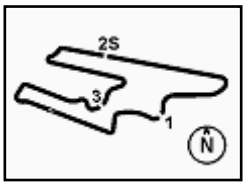

Motul Argentinean Round, 11-13 October 2019

Best Sectors & Speed Free Practice 2nd Session

San Juan Villicum Circuit 4.276 m

BEST LAP

1	94	C. PEROLARI	Yamaha YZF R6	1'46.246
2	64	F. CARICASULO	Yamaha YZF R6	1'46.292
3	21	R. KRUMMENACHER	Yamaha YZF R6	1'46.451
4	86	A. BADOVINI	Kawasaki ZX-6R	1'46.465
5	16	J. CLUZEL	Yamaha YZF R6	1'46.565
6	44	L. MAHIAS	Kawasaki ZX-6R	1'46.566
7	3	R. DE ROSA	MV Agusta F3 675	1'46.587
8	11	K. SMITH	Kawasaki ZX-6R	1'46.879
9	56	P. SEBESTYEN	Honda CBR600RR	1'46.911
10	4	C. STANGE	Honda CBR600RR	1'47.001
11	32	I. VINALES	Yamaha YZF R6	1'47.516
12	95	J. DANILO	Honda CBR600RR	1'47.947
13	84	L. CRESSON	Yamaha YZF R6	1'48.414
14	38	H. SOOMER	Honda CBR600RR	1'48.864
15	78	H. OKUBO	Kawasaki ZX-6R	1'48.949
16	74	J. VAN SIKKELERUS	Honda CBR600RR	1'49.032
17	36	T. GRADINGER	Yamaha YZF R6	1'49.183
18	30	G. VAN STRAALEN	Kawasaki ZX-6R	1'49.952
19	47	R. HARTOG	Kawasaki ZX-6R	1'50.299
20	31	D. VALLE	Yamaha YZF R6	1'50.397
21	20	F. FULIGNI	MV Agusta F3 675	1'51.055
22	15	A. COPPOLA	Yamaha YZF R6	1'51.876
23	53	G. SCONZA	Honda CBR600RR	1'52.129
24	10	N. CALERO	Kawasaki ZX-6R	1'53.766

SPEED

1	64	F. CARICASULO	Yamaha YZF R6	263,4
2	94	C. PEROLARI	Yamaha YZF R6	262,8
3	3	R. DE ROSA	MV Agusta F3 675	262,8
4	16	J. CLUZEL	Yamaha YZF R6	262,8
5	95	J. DANILO	Honda CBR600RR	262,8
6	32	I. VINALES	Yamaha YZF R6	261,5
7	84	L. CRESSON	Yamaha YZF R6	260,9
8	56	P. SEBESTYEN	Honda CBR600RR	260,2
9	38	H. SOOMER	Honda CBR600RR	259,6
10	78	H. OKUBO	Kawasaki ZX-6R	259,0
11	4	C. STANGE	Honda CBR600RR	259,0
12	86	A. BADOVINI	Kawasaki ZX-6R	259,0
13	21	R. KRUMMENACHER	Yamaha YZF R6	258,4
14	31	D. VALLE	Yamaha YZF R6	257,8
15	44	L. MAHIAS	Kawasaki ZX-6R	257,8
16	11	K. SMITH	Kawasaki ZX-6R	257,8
17	20	F. FULIGNI	MV Agusta F3 675	257,1
18	36	T. GRADINGER	Yamaha YZF R6	257,1
19	47	R. HARTOG	Kawasaki ZX-6R	256,5
20	74	J. VAN SIKKELERUS	Honda CBR600RR	256,5
21	30	G. VAN STRAALEN	Kawasaki ZX-6R	255,9
22	15	A. COPPOLA	Yamaha YZF R6	255,9
23	53	G. SCONZA	Honda CBR600RR	253,5
24	10	N. CALERO	Kawasaki ZX-6R	252,3

SEG. 1

1	86	A. BADOVINI	22.810
2	44	L. MAHIAS	22.967
3	4	C. STANGE	23.011
4	11	K. SMITH	23.019
5	3	R. DE ROSA	23.019
6	16	J. CLUZEL	23.040
7	94	C. PEROLARI	23.064
8	56	P. SEBESTYEN	23.085
9	32	I. VINALES	23.101
10	64	F. CARICASULO	23.120
11	21	R. KRUMMENACHER	23.129
12	78	H. OKUBO	23.185
13	84	L. CRESSON	23.217
14	74	J. VAN SIKKELERUS	23.258
15	95	J. DANILO	23.440
16	38	H. SOOMER	23.473
17	36	T. GRADINGER	23.616
18	31	D. VALLE	23.762
19	30	G. VAN STRAALEN	23.773
20	47	R. HARTOG	23.804
21	15	A. COPPOLA	23.976
22	53	G. SCONZA	24.024
23	20	F. FULIGNI	24.215
24	10	N. CALERO	24.824

SEG. 2

1	94	C. PEROLARI	28.074
2	16	J. CLUZEL	28.143
3	11	K. SMITH	28.189
4	56	P. SEBESTYEN	28.189
5	86	A. BADOVINI	28.203
6	44	L. MAHIAS	28.223
7	32	I. VINALES	28.273
8	3	R. DE ROSA	28.286
9	64	F. CARICASULO	28.307
10	21	R. KRUMMENACHER	28.385
11	4	C. STANGE	28.420
12	95	J. DANILO	28.509
13	84	L. CRESSON	28.523
14	78	H. OKUBO	28.569
15	38	H. SOOMER	28.711
16	31	D. VALLE	28.787
17	74	J. VAN SIKKELERUS	28.787
18	36	T. GRADINGER	28.817
19	30	G. VAN STRAALEN	28.916
20	47	R. HARTOG	29.064
21	15	A. COPPOLA	29.178
22	20	F. FULIGNI	29.303
23	53	G. SCONZA	29.410
24	10	N. CALERO	29.807

SEG. 3

1	64	F. CARICASULO	27.026
2	94	C. PEROLARI	27.142
3	21	R. KRUMMENACHER	27.146
4	3	R. DE ROSA	27.197
5	16	J. CLUZEL	27.279
6	44	L. MAHIAS	27.304
7	11	K. SMITH	27.338
8	86	A. BADOVINI	27.342
9	56	P. SEBESTYEN	27.361
10	95	J. DANILO	27.618
11	32	I. VINALES	27.623
12	38	H. SOOMER	27.671
13	4	C. STANGE	27.712
14	84	L. CRESSON	27.964
15	74	J. VAN SIKKELERUS	28.011
16	78	H. OKUBO	28.030
17	36	T. GRADINGER	28.146
18	47	R. HARTOG	28.187
19	31	D. VALLE	28.201
20	30	G. VAN STRAALEN	28.238
21	20	F. FULIGNI	28.634
22	15	A. COPPOLA	28.866
23	10	N. CALERO	29.077
24	53	G. SCONZA	29.131

SEG. 4

1	86	A. BADOVINI	27.746
2	21	R. KRUMMENACHER	27.791
3	64	F. CARICASULO	27.839
4	4	C. STANGE	27.858
5	44	L. MAHIAS	27.869
6	94	C. PEROLARI	27.933
7	56	P. SEBESTYEN	27.948
8	16	J. CLUZEL	28.006
9	3	R. DE ROSA	28.041
10	11	K. SMITH	28.079
11	32	I. VINALES	28.209
12	95	J. DANILO	28.330
13	36	T. GRADINGER	28.604
14	78	H. OKUBO	28.635
15	84	L. CRESSON	28.680
16	38	H. SOOMER	28.700
17	74	J. VAN SIKKELERUS	28.808
18	30	G. VAN STRAALEN	28.840
19	20	F. FULIGNI	28.903
20	47	R. HARTOG	28.912
21	31	D. VALLE	29.122
22	53	G. SCONZA	29.183
23	15	A. COPPOLA	29.296
24	10	N. CALERO	30.058

11/10/2019

These data/results cannot be reproduced, stored and/or transmitted in whole or in part by any manner of electronic, mechanical, photocopying, recording, broadcasting or otherwise now known or herein after developed without the previous express consent by the copyright owner, except for reproduction in daily press and regular printed publications on sale to the public within 60 days of the event related to those data/results and always provided that copyright symbol appears together as follows below.
© DORNA WSBK ORGANIZATION Srl 2019

PIRELLI
Official Tyre Supplier
TISSOT SWISS WATCHES SINCE 1853
Official Timekeeper

SUPERSPORT FIM WORLD CHAMPIONSHIP

2.4

WorldSSP

102/12

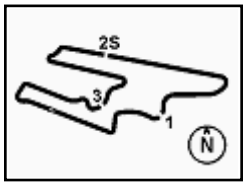

Motul Argentinean Round, 11-13 October 2019

Ideal Times Free Practice 2nd Session

San Juan Villicum Circuit 4.276 m

	No.	Rider	Nat	Bike	Seg. 1 Diff. 1	Seg. 2 Diff. 2	Seg. 3 Diff. 3	Seg. 4 Diff. 4	Ideal Time Best Lap	Pos.	Diff.
1	**86**	A. **BADOVINI**	ITA	Kawasaki ZX-6R	**22.810**	28.203	27.342 +0.284	**27.746** +0.080	**1'46.101** 1'46.465	4	0.364
2	**94**	C. **PEROLARI**	FRA	Yamaha YZF R6	23.064 +0.033	**28.074**	27.142	27.933	**1'46.213** 1'46.246	1	0.033
3	**64**	F. **CARICASULO**	ITA	Yamaha YZF R6	23.120	28.307	**27.026**	27.839	**1'46.292** 1'46.292	2	
4	**44**	L. **MAHIAS**	FRA	Kawasaki ZX-6R	22.967 +0.203	28.223	27.304	27.869	**1'46.363** 1'46.566	6	0.203
5	**21**	R. **KRUMMENACHER**	SUI	Yamaha YZF R6	23.129	28.385	27.146	27.791	**1'46.451** 1'46.451	3	
6	**16**	J. **CLUZEL**	FRA	Yamaha YZF R6	23.040 +0.008	28.143	27.279 +0.053	28.006 +0.036	**1'46.468** 1'46.565	5	0.097
7	**3**	R. **DE ROSA**	ITA	MV Agusta F3 675	23.019	28.286	27.197	28.041 +0.044	**1'46.543** 1'46.587	7	0.044
8	**56**	P. **SEBESTYEN**	HUN	Honda CBR600RR	23.085 +0.127	28.189	27.361	27.948 +0.201	**1'46.583** 1'46.911	9	0.328
9	**11**	K. **SMITH**	GBR	Kawasaki ZX-6R	23.019	28.189	27.338 +0.254	28.079	**1'46.625** 1'46.879	8	0.254
10	**4**	C. **STANGE**	GER	Honda CBR600RR	23.011	28.420	27.712	27.858	**1'47.001** 1'47.001	10	
11	**32**	I. **VINALES**	ESP	Yamaha YZF R6	23.101	28.273 +0.293	27.623	28.209 +0.017	**1'47.206** 1'47.516	11	0.310
12	**95**	J. **DANILO**	FRA	Honda CBR600RR	23.440	28.509 +0.050	27.618	28.330	**1'47.897** 1'47.947	12	0.050
13	**84**	L. **CRESSON**	BEL	Yamaha YZF R6	23.217	28.523	27.964 +0.030	28.680	**1'48.384** 1'48.414	13	0.030
14	**78**	H. **OKUBO**	JPN	Kawasaki ZX-6R	23.185 +0.290	28.569 +0.232	28.030 +0.008	28.635	**1'48.419** 1'48.949	15	0.530
15	**38**	H. **SOOMER**	EST	Honda CBR600RR	23.473 +0.006	28.711 +0.149	27.671 +0.154	28.700	**1'48.555** 1'48.864	14	0.309
16	**74**	J. **VAN SIKKELERUS**	NED	Honda CBR600RR	23.258	28.787 +0.046	28.011 +0.122	28.808	**1'48.864** 1'49.032	16	0.168
17	**36**	T. **GRADINGER**	AUT	Yamaha YZF R6	23.616	28.817	28.146	28.604	**1'49.183** 1'49.183	17	
18	**30**	G. **VAN STRAALEN**	NED	Kawasaki ZX-6R	23.773 +0.052	28.916 +0.133	28.238	28.840	**1'49.767** 1'49.952	18	0.185
19	**31**	D. **VALLE**	ESP	Yamaha YZF R6	23.762 +0.110	28.787	28.201	29.122 +0.415	**1'49.872** 1'50.397	20	0.525
20	**47**	R. **HARTOG**	NED	Kawasaki ZX-6R	23.804	29.064 +0.173	28.187 +0.159	28.912	**1'49.967** 1'50.299	19	0.332
21	**20**	F. **FULIGNI**	ITA	MV Agusta F3 675	24.215	29.303	28.634	28.903	**1'51.055** 1'51.055	21	
22	**15**	A. **COPPOLA**	ITA	Yamaha YZF R6	23.976 +0.377	29.178	28.866 +0.183	29.296	**1'51.316** 1'51.876	22	0.560
23	**53**	G. **SCONZA**	ITA	Honda CBR600RR	24.024 +0.113	29.410 +0.016	29.131 +0.173	29.183 +0.079	**1'51.748** 1'52.129	23	0.381
24	**10**	N. **CALERO**	ESP	Kawasaki ZX-6R	24.824	29.807	29.077	30.058	**1'53.766** 1'53.766	24	
		Overall Ideal Time			22.810	28.074	27.026	27.746	**1'45.656**		

11/10/2019

These data/results cannot be reproduced, stored and/or transmitted in whole or in part by any manner of electronic, mechanical, photocopying, recording, broadcasting or otherwise now known or herein after developed without the previous express consent by the copyright owner, except for reproduction in daily press and regular printed publications on sale to the public within 60 days of the event related to those data/results and always provided that copyright symbol appears together as follows below.
© DORNA WSBK ORGANIZATION Srl 2019

PIRELLI
Official Tyre Supplier
TISSOT SWISS WATCHES SINCE 1853
Official Timekeeper

SUPERSPORT FIM WORLD CHAMPIONSHIP

2.5

WorldSSP
102/12

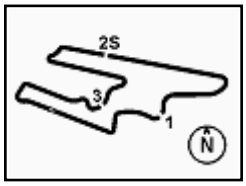

Motul Argentinean Round, 11-13 October 2019
Chronological Analysis Free Practice 2nd Session

San Juan Villicum Circuit 4.276 m

1° 94 C. PEROLARI (1'46.246)

Lap	Seg.1	Seg.2	Seg.3	Seg.4	Lap Time	km/h	Local Time
1		29.584	28.582	29.068		259,0	16:02'12.468
2	23.766	28.641	28.307	28.635	1'49.349	**262,8**	16:04'01.817
3	23.592	28.603	27.926	28.622	1'48.743	259,0	16:05'50.560
4	23.547	28.782	27.838	28.439	1'48.606	259,0	16:07'39.166
5	23.622	29.213	28.977	41.254	2'03.066P	254,7	16:09'42.232
6	11'27.010	29.261	28.213	28.812	12'53.296P	254,7	16:22'35.528
7	23.621	28.906	28.867	28.781	1'50.175	256,5	16:24'25.703
8	23.660	28.832	27.927	28.589	1'49.008	257,1	16:26'14.711
9	23.476	28.551	27.733	28.442	1'48.202	255,3	16:28'02.913
10	25.056	29.246	28.277	40.836	2'03.415P	255,9	16:30'06.328
11	4'16.094	29.559	28.182	28.582	5'42.417P	254,7	16:35'48.745
12	23.328	28.307	27.513	28.111	1'47.259	256,5	16:37'36.004
13	23.304	28.423	30.616	28.512	1'50.855	259,6	16:39'26.859
14	23.460	28.558	28.773	28.476	1'49.267	259,0	16:41'16.126
15	**23.064**	28.268	27.394	28.122	1'46.848	257,1	16:43'02.974
16	23.097	**28.074**	**27.142**	**27.933**	**1'46.246**	260,9	16:44'49.220
17	31.391	30.364	28.454	41.039	2'11.248P	256,5	16:47'00.468

2° 64 F. CARICASULO (1'46.292)

Lap	Seg.1	Seg.2	Seg.3	Seg.4	Lap Time	km/h	Local Time
1		29.920	28.579	28.953		262,1	16:03'26.889
2	23.860	29.035	27.963	28.489	1'49.347	261,5	16:05'16.236
3	23.930	28.715	27.760	28.429	1'48.834	262,1	16:07'05.070
4	23.488	28.686	27.709	28.408	1'48.291	260,2	16:08'53.361
5	23.666	29.039	27.602	28.773	1'49.080	259,6	16:10'42.441
6	23.573	28.917	27.947	28.807	1'49.244	259,0	16:12'31.685
7	24.786	29.573	27.869	42.222	2'04.450P	258,4	16:14'36.135
8	12'52.656	30.192	29.342	28.923	14'21.113P	237,9	16:28'57.248
9	23.713	28.778	27.768	28.458	1'48.717	259,6	16:30'45.965
10	24.205	28.956	27.487	28.287	1'48.935	259,0	16:32'34.900
11	23.548	28.596	27.377	28.178	1'47.699	260,9	16:34'22.599
12	23.407	28.594	27.592	28.222	1'47.815	260,9	16:36'10.414
13	23.258	28.558	27.317	28.132	1'47.265	261,5	16:37'57.679
14	23.261	28.394	27.284	28.059	1'46.998	260,9	16:39'44.677
15	29.080	28.970	27.590	28.948	1'54.588	259,6	16:41'39.265
16	**23.120**	**28.307**	**27.026**	**27.839**	**1'46.292**	262,1	16:43'25.557
17	23.533	28.808	27.255	28.456	1'48.052	**263,4**	16:45'13.609

3° 21 R. KRUMMENACHER (1'46.451)

Lap	Seg.1	Seg.2	Seg.3	Seg.4	Lap Time	km/h	Local Time
1		29.690	28.334	29.035		254,7	16:02'11.399
2	23.916	29.007	27.856	29.039	1'49.818	**258,4**	16:04'01.217
3	23.791	29.043	31.274	44.002	2'08.110P	257,8	16:06'09.327
4	4'26.098	29.954	27.975	28.893	5'52.920P	250,6	16:12'02.247
5	23.630	28.864	27.829	28.713	1'49.036	254,1	16:13'51.283
6	29.076	29.447	28.302	28.791	1'55.616	253,5	16:15'46.899
7	26.598	30.970	28.794	45.118	2'11.480P	246,0	16:17'58.379
8	10'37.868	29.811	28.413	28.905	12'04.997P	252,9	16:30'03.376
9	23.654	28.685	27.343	28.394	1'48.076	255,3	16:31'51.452
10	23.562	28.935	27.841	28.624	1'48.962	255,9	16:33'40.414
11	23.591	28.765	30.698	29.512	1'52.566	257,1	16:35'32.980
12	23.385	28.754	27.379	28.489	1'48.007	257,1	16:37'20.987
13	30.104	28.864	28.368	28.719	1'56.055	255,9	16:39'17.042
14	23.220	28.472	27.406	28.022	1'47.120	255,3	16:41'04.162
15	**23.129**	**28.385**	**27.146**	**27.791**	**1'46.451**	256,5	16:42'50.613
16	27.744	29.190	29.266	46.716	2'12.916P	257,1	16:45'03.529

4° 86 A. BADOVINI (1'46.465)

Lap	Seg.1	Seg.2	Seg.3	Seg.4	Lap Time	km/h	Local Time
1		30.641	28.174	28.771		252,9	16:04'39.467
2	24.562	29.471	29.040	28.420	1'51.493	256,5	16:06'30.960
3	24.463	28.628	28.685	28.673	1'50.449	255,3	16:08'21.409
4	23.388	28.417	27.620	28.329	1'47.754	255,3	16:10'09.163
5	23.428	28.515	27.491	28.050	1'47.484	253,5	16:11'56.647
6	24.139	29.770	27.903	28.387	1'50.199	257,1	16:13'46.846
7	23.143	28.366	27.362	28.306	1'47.177	255,9	16:15'34.023
8	23.216	28.653	**27.342**	28.103	1'47.314	255,3	16:17'21.337
9	22.966	28.548	27.600	42.721	2'01.835P	253,5	16:19'23.172
10	16'51.601	33.289	28.451	28.305	18'21.646P	254,7	16:37'44.818
11	23.906	29.291	28.781	27.976	1'49.954	236,3	16:39'34.772
12	24.877	30.955	27.908	28.840	1'52.580	253,5	16:41'27.352
13	**22.810**	**28.203**	27.626	27.826	**1'46.465**	**259,0**	16:43'13.817
14	22.838	28.491	27.433	**27.746**	1'46.508	257,8	16:45'00.325

5° 16 J. CLUZEL (1'46.565)

Lap	Seg.1	Seg.2	Seg.3	Seg.4	Lap Time	km/h	Local Time
1		30.238	29.262	30.024		257,1	16:03'07.601
2	24.227	29.122	28.407	29.018	1'50.774	258,4	16:04'58.375
3	23.454	28.444	28.164	28.370	1'48.432	260,2	16:06'46.807
4	24.484	28.822	40.715	33.116	2'07.137	258,4	16:08'53.944
5	23.569	28.704	32.810	29.256	1'54.339	258,4	16:10'48.283
6	23.376	28.464	28.137	28.457	1'48.434	262,1	16:12'36.717
7	23.372	28.396	27.751	28.292	1'47.811	258,4	16:14'24.528
8	23.161	35.822	29.075	28.868	1'56.926	253,5	16:16'21.454
9	23.553	28.372	27.698	28.089	1'47.712	257,8	16:18'09.166
10	**23.040**	28.312	27.640	28.095	1'47.087	257,8	16:19'56.253
11	23.048	**28.143**	27.332	28.042	**1'46.565**	**262,8**	16:21'42.818
12	25.577	29.145	30.308	41.045	2'06.075P	260,9	16:23'48.893
13	10'42.127	30.174	28.430	28.723	12'09.454P	254,1	16:35'58.347
14	24.020	30.364	28.628	28.972	1'51.984	257,1	16:37'50.331
15	23.306	28.476	27.566	28.258	1'47.606	259,6	16:39'37.937
16	23.068	31.449	29.392	29.078	1'52.987	246,6	16:41'30.924
17	23.194	28.296	27.547	**28.006**	1'47.043	259,6	16:43'17.967
18	23.546	28.952	**27.279**	28.094	1'47.871	261,5	16:45'05.838

6° 44 L. MAHIAS (1'46.566)

Lap	Seg.1	Seg.2	Seg.3	Seg.4	Lap Time	km/h	Local Time
1		29.685	28.432	28.914		255,9	16:03'24.597
2	23.793	29.140	28.101	28.618	1'49.652	256,5	16:05'14.249
3	23.413	28.657	27.805	28.469	1'48.344	**257,8**	16:07'02.593
4	23.647	28.681	28.079	28.523	1'48.930	255,3	16:08'51.523
5	27.792	29.131	27.861	28.733	1'53.517	254,7	16:10'45.040
6	23.532	28.794	27.589	28.432	1'48.347	254,1	16:12'33.387
7	29.017	29.943	30.207	41.493	2'10.660P	248,3	16:14'44.047
8	6'50.587	29.487	28.272	28.679	8'17.025P	252,9	16:23'01.072
9	23.283	28.499	27.463	28.036	1'47.281	**257,8**	16:24'48.353
10	23.162	28.673	32.290	30.731	1'54.856	257,1	16:26'43.209
11	23.176	28.272	27.529	28.591	1'47.568	254,7	16:28'30.777
12	31.745	29.828	31.464	28.743	2'01.780	248,3	16:30'32.557
13	**22.967**	28.227	27.515	28.123	1'46.832	255,3	16:32'19.389
14	23.182	28.341	27.537	47.629	2'06.689P	255,9	16:34'26.078
15	6'13.047	30.713	28.121	28.328	7'40.209P	246,6	16:42'06.287
16	23.702	31.549	27.918	28.049	1'51.218	253,5	16:43'57.505
17	23.170	**28.223**	**27.304**	**27.869**	**1'46.566**	256,5	16:45'44.071

7° 3 R. DE ROSA (1'46.587)

Lap	Seg.1	Seg.2	Seg.3	Seg.4	Lap Time	km/h	Local Time
1		29.881	29.588	29.472		248,3	16:02'22.559
2	24.958	28.873	28.828	29.515	1'52.174	260,2	16:04'14.733
3	23.827	28.774	27.962	28.892	1'49.455	258,4	16:06'04.188
4	23.942	28.661	28.193	29.071	1'49.867	**262,8**	16:07'54.055
5	24.666	29.125	28.117	28.771	1'50.679	257,8	16:09'44.734
6	23.711	28.729	27.747	28.661	1'48.848	254,7	16:11'33.582
7	23.655	28.764	27.628	28.638	1'48.685	256,5	16:13'22.267

11/10/2019 P = Pits In/Out - C = Lap Time Cancelled

These data/results cannot be reproduced, stored and/or transmitted in whole or in part by any manner of electronic, mechanical, photocopying, recording, broadcasting or otherwise now known or herein after developed without the previous express consent by the copyright owner, except for reproduction in daily press and regular printed publications on sale to the public within 60 days of the event related to those data/results and always provided that copyright symbol appears together as follows below.
© DORNA WSBK ORGANIZATION Srl 2019

PIRELLI
Official Tyre Supplier
TISSOT SWISS WATCHES SINCE 1853
Official Timekeeper

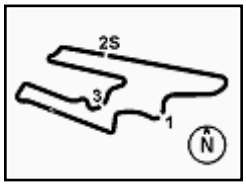

Motul Argentinean Round, 11-13 October 2019
Chronological Analysis Free Practice 2nd Session

San Juan Villicum Circuit 4.276 m

8	23.623	28.604	27.736	28.616	1'48.579	254,7	16:15'10.846
9	23.489	28.593	27.712	28.531	1'48.325	255,9	16:16'59.171
10	26.584	29.821	28.064	28.948	1'53.417	251,7	16:18'52.588
11	23.684	28.666	27.524	28.363	1'48.237	255,9	16:20'40.825
12	23.491	28.439	27.839	28.471	1'48.240	259,0	16:22'29.065
13	23.562	28.508	27.559	28.358	1'47.987	258,4	16:24'17.052
14	23.419	28.457	27.583	28.605	1'48.064	259,0	16:26'05.116
15	24.717	31.963	30.640	44.210	2'11.530P	242,2	16:28'16.646
16	5'40.715	30.003	34.153	33.248	7'18.119P	252,9	16:35'34.765
17	23.486	28.494	27.557	28.441	1'47.978	255,3	16:37'22.743
18	23.284	28.458	27.498	28.168	1'47.408	256,5	16:39'10.151
19	23.200	28.542	27.692	**28.041**	1'47.475	254,7	16:40'57.626
20	26.244	30.766	29.004	28.355	1'54.369	248,3	16:42'51.995
21	23.152	28.351	27.317	28.065	1'46.885	257,1	16:44'38.880
22	**23.019**	**28.286**	**27.197**	28.085	**1'46.587**	257,8	16:46'25.467

8° 11 K. SMITH (1'46.879)

Lap	Seg.1	Seg.2	Seg.3	Seg.4	Lap Time	km/h	Local Time
1		37.946	30.382	30.507		218,6	16:02'53.865
2	24.213	29.218	28.247	29.901	1'51.579	255,9	16:04'45.444
3	23.879	29.010	28.005	28.752	1'49.646	255,3	16:06'35.090
4	23.515	28.550	28.343	42.024	2'02.432P	257,1	16:08'37.522
5	8'02.477	30.125	28.111	29.131	9'29.844P	251,2	16:18'07.366
6	23.331	28.585	27.684	28.464	1'48.064	252,9	16:19'55.430
7	23.135	28.305	27.350	28.464	1'47.254	257,1	16:21'42.684
8	24.414	31.873	29.570	29.322	1'55.179	256,5	16:23'37.863
9	23.359	28.462	27.339	28.097	1'47.257	257,1	16:25'25.120
10	23.397	28.486	27.589	42.268	2'01.740P	254,7	16:27'26.860
11	7'01.279	29.268	28.039	28.872	8'27.458P	254,7	16:35'54.318
12	23.554	28.638	27.474	28.269	1'47.935	254,7	16:37'42.253
13	23.141	28.352	**27.338**	28.366	1'47.197	257,1	16:39'29.450
14	23.063	28.285	38.592	29.182	1'59.122	**257,8**	16:41'28.572
15	**23.019**	**28.189**	27.592	**28.079**	**1'46.879**	**257,8**	16:43'15.451
16	23.281	28.227	27.368	28.227	1'47.103	**257,8**	16:45'02.554

9° 56 P. SEBESTYEN (1'46.911)

Lap	Seg.1	Seg.2	Seg.3	Seg.4	Lap Time	km/h	Local Time
1		29.466	28.674	29.041		255,3	16:02'11.763
2	23.946	28.910	28.343	28.839	1'50.038	259,0	16:04'01.801
3	24.018	28.782	28.186	28.694	1'49.680	**260,2**	16:05'51.481
4	23.663	28.733	27.895	28.473	1'48.764	257,8	16:07'40.245
5	25.386	28.960	27.898	28.796	1'51.040	255,3	16:09'31.285
6	24.745	29.494	27.946	44.744	2'06.929P	252,3	16:11'38.214
7	8'00.379	29.119	27.791	29.032	9'26.321P	252,3	16:21'04.535
8	23.323	28.667	29.726	28.897	1'50.613	258,4	16:22'55.148
9	23.487	28.611	27.620	28.435	1'48.153	257,8	16:24'43.301
10	23.101	28.524	27.458	28.353	1'47.436	258,4	16:26'30.737
11	23.739	28.901	29.130	43.740	2'05.510P	253,5	16:28'36.247
12	7'08.939	29.701	29.592	39.430	8'47.662P	252,3	16:37'23.909
13	24.861	32.170	28.342	29.181	1'54.554	256,5	16:39'18.463
14	23.403	28.675	27.458	28.108	1'47.644	254,1	16:41'06.107
15	**23.085**	28.381	27.559	**27.948**	1'46.973	255,3	16:42'53.080
16	24.518	28.683	30.720	29.659	1'53.580	256,5	16:44'46.660
17	23.212	**28.189**	**27.361**	28.149	**1'46.911**	257,8	16:46'33.571

10° 4 C. STANGE (1'47.001)

Lap	Seg.1	Seg.2	Seg.3	Seg.4	Lap Time	km/h	Local Time
1		30.274	30.018	29.416		254,1	16:02'22.191
2	24.114	29.115	28.371	28.634	1'50.234	257,1	16:04'12.425
3	23.740	28.970	28.172	29.710	1'50.592	257,8	16:06'03.017
4	24.132	28.828	28.592	29.176	1'50.728	**259,0**	16:07'53.745
5	23.424	28.663	27.858	28.455	1'48.400	252,9	16:09'42.145
6	23.426	28.777	27.923	39.938	2'00.064P	250,6	16:11'42.209
7	7'03.087	30.180	28.383	28.675	8'30.325P	247,1	16:20'12.534
8	23.413	28.775	31.191	34.343	1'57.722	254,1	16:22'10.256
9	23.592	28.827	28.040	28.347	1'48.806	254,1	16:23'59.062
10	23.223	28.787	27.906	28.412	1'48.328	252,9	16:25'47.390
11	23.768	28.677	28.285	39.143	1'59.873P	250,0	16:27'47.263
12	8'19.191	29.942	28.954	28.954	9'47.041P	249,4	16:37'34.304
13	23.400	28.911	31.244	28.528	1'52.083	254,7	16:39'26.387
14	23.261	28.741	30.627	28.248	1'50.877	252,9	16:41'17.264
15	23.223	28.702	27.969	28.186	1'48.080	251,7	16:43'05.344
16	23.151	28.492	27.852	28.143	1'47.638	255,3	16:44'52.982
17	**23.011**	**28.420**	**27.712**	**27.858**	**1'47.001**	255,3	16:46'39.983

11° 32 I. VINALES (1'47.516)

Lap	Seg.1	Seg.2	Seg.3	Seg.4	Lap Time	km/h	Local Time
1		31.195	29.173	29.166		252,3	16:03'53.940
2	23.851	29.297	28.049	45.811	2'07.008P	255,9	16:06'00.948
3	1'28.892	29.511	28.557	28.980	2'55.940P	254,7	16:08'56.888
4	24.023	29.253	28.075	28.988	1'50.339	254,7	16:10'47.227
5	23.801	29.066	31.933	29.135	1'53.935	254,7	16:12'41.162
6	23.617	28.772	27.903	28.697	1'48.989	254,7	16:14'30.151
7	23.542	29.067	28.023	28.836	1'49.468	255,9	16:16'19.619
8	23.454	28.902	27.920	48.239	2'08.515P	255,3	16:18'28.134
9	6'35.773	31.684	28.593	28.692	8'04.742P	244,3	16:26'32.876
10	23.635	28.848	30.707	28.668	1'51.858	254,7	16:28'24.734
11	23.496	28.914	27.793	40.532	2'00.735P	255,3	16:30'25.469
12	5'18.584	29.387	34.591	37.683	7'00.245P	251,2	16:37'25.714
13	23.600	29.143	33.178	28.652	1'54.573	255,9	16:39'20.287
14	23.440	28.652	29.785	**28.209**	1'50.086	259,0	16:41'10.373
15	**23.101**	28.566	**27.623**	28.226	**1'47.516**	258,4	16:42'57.889
16	23.237	**28.273**	28.461	32.338	1'52.309	**261,5**	16:44'50.198
17	23.729	28.618	30.642	41.166	2'04.155P	257,8	16:46'54.353

12° 95 J. DANILO (1'47.947)

Lap	Seg.1	Seg.2	Seg.3	Seg.4	Lap Time	km/h	Local Time
1		29.847	29.925	29.551		248,8	16:02'18.033
2	24.046	29.216	29.154	29.284	1'51.700	258,4	16:04'09.733
3	24.124	29.274	28.736	29.549	1'51.683	259,0	16:06'01.416
4	29.113	29.528	29.246	29.427	1'57.314	257,8	16:07'58.730
5	23.880	29.259	28.145	29.173	1'50.457	255,9	16:09'49.187
6	24.009	29.219	28.527	28.914	1'50.669	253,5	16:11'39.856
7	23.867	28.971	28.121	28.852	1'49.811	256,5	16:13'29.667
8	25.388	31.906	29.879	43.320	2'10.493P	248,3	16:15'40.160
9	6'05.840	29.783	28.613	29.554	7'33.790P	255,3	16:23'13.950
10	24.003	29.162	28.175	29.167	1'50.507	257,1	16:25'04.457
11	30.813	29.372	27.994	28.997	1'57.176	255,3	16:27'01.633
12	23.715	29.060	28.014	28.831	1'49.620	255,3	16:28'51.253
13	23.711	28.790	35.181	28.814	1'56.496	255,3	16:30'47.749
14	23.660	28.551	28.104	28.588	1'48.903	257,1	16:32'36.652
15	23.711	28.853	30.365	42.374	2'05.303P	256,5	16:34'41.955
16	3'01.230	36.113	31.351	28.696	4'37.390P	232,8	16:39'19.345
17	23.590	**28.509**	28.027	29.588	1'49.714	260,9	16:41'09.059
18	**23.440**	28.559	**27.618**	**28.330**	**1'47.947**	257,8	16:42'57.006
19	23.531	28.607	29.165	30.093	1'51.396	258,4	16:44'48.402
20	23.900	28.523	28.218	28.512	1'49.153	**262,8**	16:46'37.555

13° 84 L. CRESSON (1'48.414)

Lap	Seg.1	Seg.2	Seg.3	Seg.4	Lap Time	km/h	Local Time
1		30.373	30.152	29.763		256,5	16:03'52.248
2	24.089	29.126	28.807	31.754	1'53.776	255,9	16:05'46.024
3	23.960	29.078	28.564	29.506	1'51.108	258,4	16:07'37.132
4	23.823	28.949	28.238	29.201	1'50.211	255,9	16:09'27.343
5	23.567	28.731	28.204	29.291	1'49.793	254,7	16:11'17.136
6	24.379	29.600	28.272	29.518	1'51.769	256,5	16:13'08.905

11/10/2019 P = Pits In/Out - C = Lap Time Cancelled

These data/results cannot be reproduced, stored and/or transmitted in whole or in part by any manner of electronic, mechanical, photocopying, recording, broadcasting or otherwise now known or herein after developed without the previous express consent by the copyright owner, except for reproduction in daily press and regular printed publications on sale to the public within 60 days of the event related to those data/results and always provided that copyright symbol appears together as follows below.
© DORNA WSBK ORGANIZATION Srl 2019

PIRELLI Official Tyre Supplier

TISSOT SWISS WATCHES SINCE 1853 Official Timekeeper

SUPERSPORT FIM WORLD CHAMPIONSHIP

2.5

WorldSSP

102/12

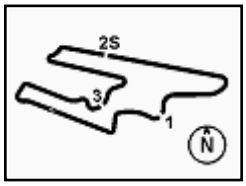

Motul Argentinean Round, 11-13 October 2019

Chronological Analysis Free Practice 2nd Session

San Juan Villicum Circuit 4.276 m

7	23.746	28.954	28.325	29.083	1'50.108	254,1	16:14'59.013
8	23.562	28.959	28.086	29.212	1'49.819	257,1	16:16'48.832
9	25.349	30.164	29.172	42.241	2'06.926P	251,2	16:18'55.758
10	1'28.682	29.734	28.453	29.393	2'56.262P	256,5	16:21'52.020
11	23.599	28.744	28.059	29.009	1'49.411	258,4	16:23'41.431
12	23.552	29.022	29.257	41.673	2'03.504P	**260,9**	16:25'44.935
13	9'03.473	29.927	28.789	29.241	10'31.430P	251,7	16:36'16.365
14	23.683	28.874	28.291	29.169	1'50.017	255,9	16:38'06.382
15	23.551	28.784	28.132	28.908	1'49.375	255,9	16:39'55.757
16	23.436	28.727	28.079	28.779	1'49.021	254,7	16:41'44.778
17	23.379	28.683	**27.964**	28.910	1'48.936	256,5	16:43'33.714
18	**23.217**	**28.523**	27.994	**28.680**	**1'48.414**	259,0	16:45'22.128

14° 38 H. SOOMER (1'48.864)

Lap	Seg.1	Seg.2	Seg.3	Seg.4	Lap Time	km/h	Local Time
1		29.978	29.486	29.504		252,9	16:02'41.914
2	24.185	29.232	28.573	29.020	1'51.010	254,7	16:04'32.924
3	24.164	29.056	28.123	29.254	1'50.597	254,7	16:06'23.521
4	24.284	30.649	29.221	1'22.468	2'46.622P	251,7	16:09'10.143
5	12'36.770	30.037	28.669	29.690	14'05.166P	254,7	16:23'15.309
6	23.831	29.298	28.177	29.550	1'50.856	256,5	16:25'06.165
7	23.861	29.233	27.998	39.943	2'01.035P	252,9	16:27'07.200
8	1'55.961	29.565	28.395	29.129	3'23.050P	252,3	16:30'30.250
9	23.777	28.828	27.716	28.841	1'49.162	252,3	16:32'19.412
10	24.189	29.025	27.966	40.552	2'01.732P	253,5	16:34'21.144
11	3'34.727	29.918	28.335	29.100	5'02.080P	251,2	16:39'23.224
12	**23.473**	28.789	28.267	29.073	1'49.602	253,5	16:41'12.826
13	23.616	28.867	**27.671**	28.992	1'49.146	252,9	16:43'01.972
14	23.609	**28.711**	31.578	31.025	1'54.923	**259,6**	16:44'56.895
15	23.479	28.860	27.825	**28.700**	**1'48.864**	254,1	16:46'45.759

15° 78 H. OKUBO (1'48.949)

Lap	Seg.1	Seg.2	Seg.3	Seg.4	Lap Time	km/h	Local Time
1		29.667	37.753	31.652		254,1	16:02'45.971
2	24.313	29.702	29.406	29.929	1'53.350	254,7	16:04'39.321
3	24.574	29.619	29.506	29.483	1'53.182	253,5	16:06'32.503
4	24.622	29.733	29.237	44.156	2'07.748P	252,3	16:08'40.251
5	9'00.777	29.603	29.091	30.217	10'29.688P	250,0	16:19'09.939
6	23.995	29.109	28.479	29.401	1'50.984	254,1	16:21'00.923
7	23.734	28.998	35.109	33.026	2'00.867	257,8	16:23'01.790
8	23.603	28.685	28.105	28.928	1'49.321	258,4	16:24'51.111
9	23.478	28.900	28.178	28.837	1'49.393	256,5	16:26'40.504
10	28.056	28.923	28.630	41.598	2'07.207P	254,1	16:28'47.711
11	6'53.548	29.307	35.337	38.407	8'36.599P	253,5	16:37'24.310
12	23.950	28.868	32.053	29.881	1'54.752	255,9	16:39'19.062
13	23.475	28.801	28.038	**28.635**	**1'48.949**	257,8	16:41'08.011
14	**23.185**	29.181	30.088	28.679	1'51.133	254,7	16:42'59.144
15	23.257	**28.569**	**28.030**	29.511	1'49.367	**259,0**	16:44'48.511
16	23.570	28.699	28.822	29.041	1'50.132	257,8	16:46'38.643

16° 74 J. VAN SIKKELERUS (1'49.032)

Lap	Seg.1	Seg.2	Seg.3	Seg.4	Lap Time	km/h	Local Time
1		30.593	29.296	30.059		253,5	16:02'19.476
2	24.324	29.616	29.148	29.462	1'52.550	254,7	16:04'12.026
3	23.945	29.236	28.926	29.411	1'51.518	241,6	16:06'03.544
4	25.029	29.313	32.183	30.377	1'56.902	255,3	16:08'00.446
5	23.972	29.183	28.657	29.392	1'51.204	253,5	16:09'51.650
6	34.838	35.602	31.916	30.166	2'12.522	222,7	16:12'04.172
7	25.910	31.261	30.510	41.836	2'09.517P	227,4	16:14'13.689
8	9'48.627	29.773	31.487	29.940	11'19.827P	251,2	16:25'33.516
9	23.796	29.060	28.957	29.474	1'51.287	252,9	16:27'24.803
10	24.168	29.083	28.934	29.201	1'51.386	252,3	16:29'16.189
11	24.855	30.147	29.801	41.823	2'06.626P	247,7	16:31'22.815
12	5'00.169	29.541	28.564	29.590	6'27.864P	250,0	16:37'50.679
13	23.695	28.951	34.773	29.208	1'56.627	254,1	16:39'47.306
14	23.472	**28.787**	**28.011**	28.851	1'49.121	252,3	16:41'36.427
15	**23.258**	28.833	28.133	**28.808**	**1'49.032**	252,9	16:43'25.459
16	24.047	28.851	28.181	29.162	1'50.241	**256,5**	16:45'15.700

17° 36 T. GRADINGER (1'49.183)

Lap	Seg.1	Seg.2	Seg.3	Seg.4	Lap Time	km/h	Local Time
1		29.987	30.351	30.878		255,3	16:03'33.854
2	25.543	30.180	29.824	30.243	1'55.790	254,7	16:05'29.644
3	24.557	29.461	29.941	30.083	1'54.042	**257,1**	16:07'23.686
4	24.180	29.200	28.779	29.330	1'51.489	255,9	16:09'15.175
5	24.012	29.249	28.555	29.393	1'51.209	254,1	16:11'06.384
6	23.737	28.845	28.196	28.972	1'49.750	256,5	16:12'56.134
7	23.711	33.701	29.200	41.209	2'07.821P	238,4	16:15'03.955
8	7'35.309	30.592	28.599	29.518	9'04.018P	252,3	16:24'07.973
9	23.715	29.099	28.286	28.828	1'49.928	255,3	16:25'57.901
10	42.365	33.712	32.079	42.783	2'30.939P	243,2	16:28'28.840
11	8'48.884	32.016	30.875	31.066	10'22.841P	242,2	16:38'51.681
12	23.713	29.577	28.514	28.871	1'50.675	252,9	16:40'42.356
13	24.604	30.653	37.447	31.501	2'04.205	253,5	16:42'46.561
14	23.922	29.365	28.472	32.263	1'54.022	255,3	16:44'40.583
15	**23.616**	**28.817**	**28.146**	**28.604**	**1'49.183**	255,9	16:46'29.766

18° 30 G. VAN STRAALEN (1'49.952)

Lap	Seg.1	Seg.2	Seg.3	Seg.4	Lap Time	km/h	Local Time
1		31.071	29.916	30.629		252,3	16:02'20.932
2	25.027	29.898	29.591	30.314	1'54.830	**255,9**	16:04'15.762
3	24.787	30.498	29.182	29.749	1'54.216	254,7	16:06'09.978
4	24.914	29.749	29.187	29.567	1'53.417	254,1	16:08'03.395
5	24.311	29.498	28.622	29.424	1'51.855	251,7	16:09'55.250
6	23.986	29.319	31.075	29.992	1'54.372	251,7	16:11'49.622
7	24.154	29.438	28.447	29.392	1'51.431	252,9	16:13'41.053
8	24.620	29.934	29.358	42.572	2'06.484P	250,6	16:15'47.537
9	6'22.005	29.888	30.516	29.538	7'51.947P	255,3	16:23'39.484
10	24.978	29.367	28.813	29.972	1'53.130	253,5	16:25'32.614
11	24.067	29.334	28.771	29.582	1'51.754	252,3	16:27'24.368
12	24.169	29.279	28.677	29.431	1'51.556	252,3	16:29'15.924
13	24.106	28.992	28.356	29.206	1'50.660	252,3	16:31'06.584
14	23.983	29.247	28.518	29.066	1'50.814	251,7	16:32'57.398
15	23.891	29.248	28.446	29.077	1'50.662	254,1	16:34'48.060
16	23.944	**28.916**	28.432	28.894	1'50.186	252,9	16:36'38.246
17	**23.773**	37.509	33.201	29.846	2'04.329	212,6	16:38'42.575
18	23.825	29.049	**28.238**	**28.840**	**1'49.952**	251,7	16:40'32.527
19	23.875	37.592	37.649	29.904	2'09.020	242,2	16:42'41.547
20	24.128	29.230	29.563	29.033	1'51.954	254,1	16:44'33.501
21	23.979	30.055	28.598	29.274	1'51.906	251,7	16:46'25.407

19° 47 R. HARTOG (1'50.299)

Lap	Seg.1	Seg.2	Seg.3	Seg.4	Lap Time	km/h	Local Time
1		30.760	29.459	29.744		254,7	16:02'14.822
2	24.496	29.530	29.062	29.599	1'52.687	252,3	16:04'07.509
3	24.292	31.828	29.260	30.511	1'55.891	254,1	16:06'03.400
4	24.196	29.318	28.652	30.140	1'52.306	**256,5**	16:07'55.706
5	24.199	29.370	31.447	29.981	1'54.997	250,6	16:09'50.703
6	23.932	35.242	29.195	52.131	2'20.500P	244,3	16:12'11.203
7	27'06.202	31.831	28.771	29.918	28'36.722P	242,7	16:40'47.925
8	24.042	29.320	29.301	29.850	1'52.513	246,6	16:42'40.438
9	23.938	**29.064**	**28.187**	29.577	1'50.766	251,2	16:44'31.204
10	**23.804**	29.237	28.346	**28.912**	**1'50.299**	250,6	16:46'21.503

20° 31 D. VALLE (1'50.397)

Lap	Seg.1	Seg.2	Seg.3	Seg.4	Lap Time	km/h	Local Time

11/10/2019 P = Pits In/Out - C = Lap Time Cancelled

These data/results cannot be reproduced, stored and/or transmitted in whole or in part by any manner of electronic, mechanical, photocopying, recording, broadcasting or otherwise now known or herein after developed without the previous express consent by the copyright owner, except for reproduction in daily press and regular printed publications on sale to the public within 60 days of the event related to those data/results and always provided that copyright symbol appears together as follows below.
© DORNA WSBK ORGANIZATION Srl 2019

PIRELLI Official Tyre Supplier
TISSOT SWISS WATCHES SINCE 1853 Official Timekeeper

SUPERSPORT FIM WORLD CHAMPIONSHIP

2.5

WorldSSP

102/12

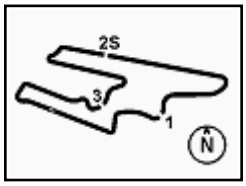

Motul Argentinean Round, 11-13 October 2019

Chronological Analysis Free Practice 2nd Session

San Juan Villicum Circuit 4.276 m

1		30.617	30.276	30.448		253,5	16:02'30.452
2	24.772	29.613	29.444	29.920	1'53.749	255,3	16:04'24.201
3	24.779	29.569	29.389	29.940	1'53.677	**257,8**	16:06'17.878
4	24.531	29.409	29.120	29.490	1'52.550	257,1	16:08'10.428
5	24.374	29.455	28.941	29.719	1'52.489	256,5	16:10'02.917
6	24.501	29.562	29.050	29.696	1'52.809	254,7	16:11'55.726
7	24.938	29.819	28.843	29.407	1'53.007	255,9	16:13'48.733
8	24.175	29.411	28.717	29.626	1'51.929	256,5	16:15'40.662
9	24.321	29.312	28.719	29.555	1'51.907	254,7	16:17'32.569
10	24.212	29.532	30.155	31.988	1'55.887	251,7	16:19'28.456
11	24.890	29.469	30.812	43.671	2'08.842P	246,6	16:21'37.298
12	7'35.974	30.956	31.319	45.537	9'23.786P	257,1	16:31'01.084
13	2'08.995	29.564	28.870	29.813	3'37.242P	256,5	16:34'38.326
14	23.975	29.209	28.525	29.673	1'51.382	255,9	16:36'29.708
15	23.872	**28.787**	**28.201**	29.537	**1'50.397**	**257,8**	16:38'20.105
16	24.106	28.965	28.570	29.182	1'50.823	255,3	16:40'10.928
17	**23.762**	29.225	28.676	34.510	1'56.173	254,7	16:42'07.101
18	24.321	30.270	28.840	**29.122**	1'52.553	242,2	16:43'59.654
19	24.458	30.134	31.374	45.116	2'11.082P	242,7	16:46'10.736

21° 20 F. FULIGNI (1'51.055)

Lap	Seg.1	Seg.2	Seg.3	Seg.4	Lap Time	km/h	Local Time
1		30.246	29.302	29.469		**257,1**	16:02'15.673
2	25.012	29.657	29.130	29.179	1'52.978	255,9	16:04'08.651
3	24.655	29.586	28.844	29.496	1'52.581	255,3	16:06'01.232
4	24.816	29.503	28.780	29.422	1'52.521	255,3	16:07'53.753
5	24.744	29.408	28.713	29.102	1'51.967	251,2	16:09'45.720
6	24.516	29.386	28.645	29.157	1'51.704	251,7	16:11'37.424
7	24.365	29.525	28.758	29.186	1'51.834	252,9	16:13'29.258
8	26.102	30.178	29.426	44.264	2'09.970P	249,4	16:15'39.228
9	7'37.974	30.414	29.218	29.502	9'07.108P	255,9	16:24'46.336
10	24.512	29.643	29.427	29.304	1'52.886	256,5	16:26'39.222
11	24.429	29.576	28.783	29.395	1'52.183	251,2	16:28'31.405
12	24.382	29.432	28.694	29.228	1'51.736	251,7	16:30'23.141
13	**24.215**	**29.303**	**28.634**	**28.903**	**1'51.055**	252,9	16:32'14.196
14	24.252	29.948	33.369	29.766	1'57.335	244,9	16:34'11.531
15	24.399	29.670	28.889	29.076	1'52.034	252,9	16:36'03.565
16	24.267	29.473	28.740	29.071	1'51.551	254,1	16:37'55.116
17	29.788	36.991	30.961	44.201	2'21.941P	237,4	16:40'17.057
18	4'26.866	31.707	30.331	29.859	5'58.763P	251,2	16:46'15.820

22° 15 A. COPPOLA (1'51.876)

Lap	Seg.1	Seg.2	Seg.3	Seg.4	Lap Time	km/h	Local Time
1		30.939	30.139	31.718		248,3	16:02'19.858
2	25.321	30.337	29.536	30.419	1'55.613	247,7	16:04'15.471
3	24.894	30.932	29.574	30.223	1'55.623	254,1	16:06'11.094
4	25.044	29.980	29.466	29.918	1'54.408	252,9	16:08'05.502
5	24.734	29.734	30.252	30.146	1'54.866	251,2	16:10'00.368
6	24.903	30.049	29.805	30.428	1'55.185	249,4	16:11'55.553
7	24.949	30.324	29.339	29.974	1'54.586	254,7	16:13'50.139
8	24.578	29.805	29.610	30.066	1'54.059	250,0	16:15'44.198
9	24.828	30.149	30.380	42.774	2'08.131P	230,3	16:17'52.329
10	6'22.125	31.261	31.488	42.047	8'06.921P	234,3	16:25'59.250
11	1'21.663	30.724	29.907	30.544	2'52.838P	241,6	16:28'52.088
12	24.582	29.451	29.738	29.894	1'53.665	250,6	16:30'45.753
13	24.198	29.328	29.237	29.627	1'52.390	**255,9**	16:32'38.143
14	24.165	29.482	28.963	29.544	1'52.154	252,3	16:34'30.297
15	24.204	29.513	**28.866**	29.712	1'52.295	251,7	16:36'22.592
16	25.610	31.023	29.846	31.502	1'57.981	239,5	16:38'20.573
17	24.353	**29.178**	29.049	**29.296**	**1'51.876**	251,2	16:40'12.449
18	**23.976**	29.244	29.371	33.126	1'55.717	251,7	16:42'08.166
19	29.366	34.368	34.367	46.049	2'24.150P	203,4	16:44'32.316

23° 53 G. SCONZA (1'52.129)

Lap	Seg.1	Seg.2	Seg.3	Seg.4	Lap Time	km/h	Local Time
1		31.333	30.918	30.028		246,6	16:02'23.826
2	24.719	29.877	30.129	29.675	1'54.400	248,8	16:04'18.226
3	24.668	30.219	29.737	29.459	1'54.083	247,7	16:06'12.309
4	24.733	29.881	29.945	29.549	1'54.108	247,1	16:08'06.417
5	24.979	29.719	29.684	40.929	2'05.311P	247,1	16:10'11.728
6	8'33.326	30.794	29.898	29.467	10'03.485P	244,9	16:20'15.213
7	24.415	29.547	29.541	29.459	1'52.962	247,7	16:22'08.175
8	24.413	30.184	29.790	29.272	1'53.659	**253,5**	16:24'01.834
9	**24.024**	31.676	33.246	41.127	2'10.073P	243,2	16:26'11.907
10	9'02.382	36.647	32.870	44.407	10'56.306P	215,6	16:37'08.213
11	52.337	30.005	29.737	**29.183**	2'21.262P	247,7	16:39'29.475
12	24.137	29.426	29.304	29.262	**1'52.129**	247,7	16:41'21.604
13	26.772	29.862	29.404	29.340	1'55.378	247,1	16:43'16.982
14	24.376	**29.410**	**29.131**	29.236	1'52.153	252,9	16:45'09.135

24° 10 N. CALERO (1'53.766)

Lap	Seg.1	Seg.2	Seg.3	Seg.4	Lap Time	km/h	Local Time
1		33.892	30.401	30.552		219,5	16:06'14.286
2	**24.824**	**29.807**	**29.077**	**30.058**	**1'53.766**	**252,3**	16:08'08.052
3	24.828	31.134	1'06.845	53.080	2'55.887P	189,8	16:11'03.939

11/10/2019 P = Pits In/Out - C = Lap Time Cancelled

These data/results cannot be reproduced, stored and/or transmitted in whole or in part by any manner of electronic, mechanical, photocopying, recording, broadcasting or otherwise now known or herein after developed without the previous express consent by the copyright owner, except for reproduction in daily press and regular printed publications on sale to the public within 60 days of the event related to those data/results and always provided that copyright symbol appears together as follows below.
© DORNA WSBK ORGANIZATION Srl 2019

PIRELLI Official Tyre Supplier

TISSOT SWISS WATCHES SINCE 1853 Official Timekeeper

SUPERSPORT FIM WORLD CHAMPIONSHIP

2.6

WorldSSP

102/12

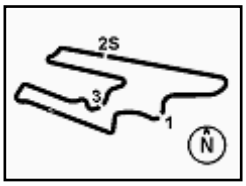

San Juan Villicum Circuit 4.276 m

Motul Argentinean Round, 11-13 October 2019

Weather Report Free Practice 2nd Session

Session started 16:00 - Session ended 16:48

Air Temperature

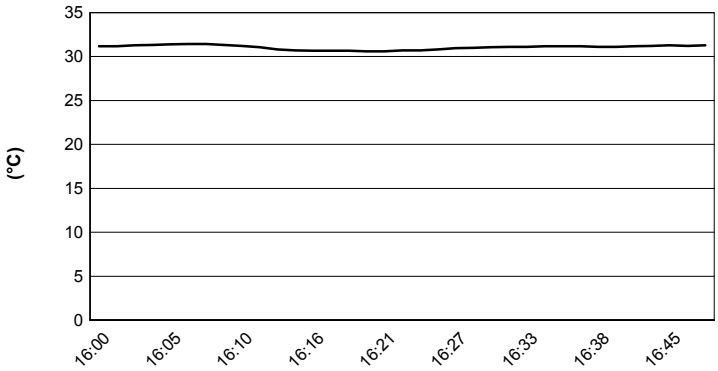

Track Temperature

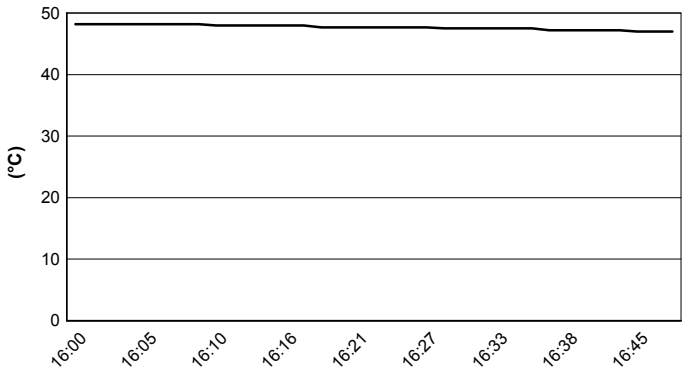

Air Pressure

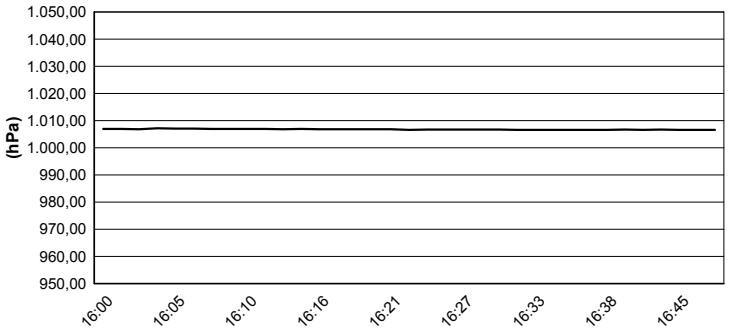

Humidity

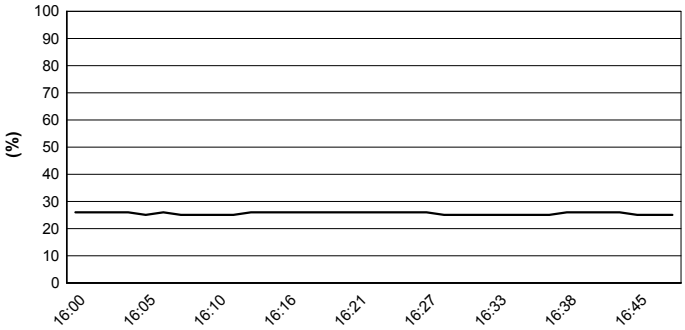

Wind Speed

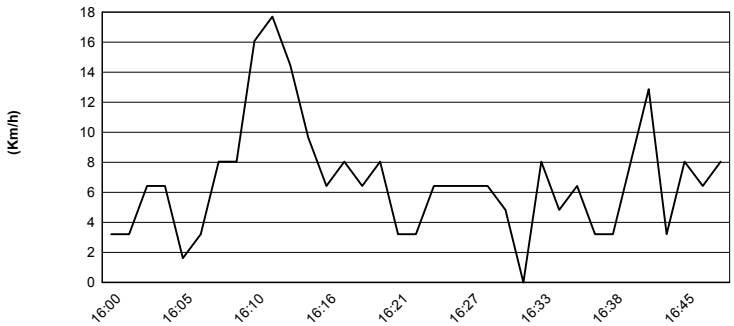

Wind Direction

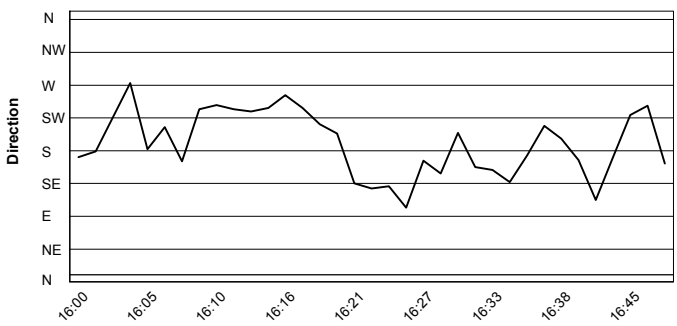

11/10/2019

These data/results cannot be reproduced, stored and/or transmitted in whole or in part by any manner of electronic, mechanical, photocopying, recording, broadcasting or otherwise now known or herein after developed without the previous express consent by the copyright owner, except for reproduction in daily press and regular printed publications on sale to the public within 60 days of the event related to those data/results and always provided that copyright symbol appears together as follows below.
© DORNA WSBK ORGANIZATION Srl 2019

FICR PERUGIA TIMING

PIRELLI
Official Tyre Supplier

TISSOT
SWISS WATCHES SINCE 1853
Official Timekeeper

SUPERSPORT FIM WORLD CHAMPIONSHIP

2.7

WorldSSP

102/12

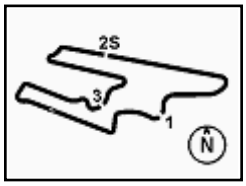

San Juan Villicum Circuit 4.276 m

Motul Argentinean Round, 11-13 October 2019

Best Laps & Speeds

	No.	Rider / Bike	Nat	Best Lap LL	Best Lap SPD	FP1 LL	FP1 SPD	FP2 LL	FP2 SPD
1	94	C. **PEROLARI** Yamaha YZF R6	FRA	**1'46.246** 35	264,0	1'47.974 19	**264,0**	**1'46.246** 16	262,7
2	64	F. **CARICASULO** Yamaha YZF R6	ITA	**1'46.292** 33	265,3	1'49.097 17	**265,3**	**1'46.292** 16	263,4
3	21	R. **KRUMMENACHER** Yamaha YZF R6	SUI	**1'46.451** 29	262,1	1'47.918 14	**262,1**	**1'46.451** 15	258,3
4	86	A. **BADOVINI** Kawasaki ZX-6R	ITA	**1'46.465** 28	260,2	1'47.437 15	**260,2**	**1'46.465** 13	258,9
5	16	J. **CLUZEL** Yamaha YZF R6	FRA	**1'46.565** 33	262,7	1'48.227 16	262,1	**1'46.565** 17	**262,7**
6	44	L. **MAHIAS** Kawasaki ZX-6R	FRA	**1'46.566** 27	261,5	1'48.098 11	**261,5**	**1'46.566** 16	257,7
7	3	R. **DE ROSA** MV Agusta F3 675	ITA	**1'46.587** 39	262,7	1'48.483 18	262,1	**1'46.587** 21	**262,7**
8	11	K. **SMITH** Kawasaki ZX-6R	GBR	**1'46.879** 31	264,7	1'48.000 16	**264,7**	**1'46.879** 15	257,7
9	56	P. **SEBESTYEN** Honda CBR600RR	HUN	**1'46.911** 34	260,2	1'49.426 18	259,6	**1'46.911** 16	**260,2**
10	4	C. **STANGE** Honda CBR600RR	GER	**1'47.001** 31	258,9	1'48.889 15	258,3	**1'47.001** 16	**258,9**
11	32	I. **VINALES** Yamaha YZF R6	ESP	**1'47.516** 36	261,5	1'48.066 20	**261,5**	**1'47.516** 16	**261,5**
12	95	J. **DANILO** Honda CBR600RR	FRA	**1'47.947** 39	262,7	1'51.240 20	260,8	**1'47.947** 19	**262,7**
13	84	L. **CRESSON** Yamaha YZF R6	BEL	**1'48.414** 32	261,5	1'50.118 15	**261,5**	**1'48.414** 17	260,8
14	78	H. **OKUBO** Kawasaki ZX-6R	JPN	**1'48.630** 30	260,2	**1'48.630** 15	**260,2**	1'48.949 15	258,9
15	38	H. **SOOMER** Honda CBR600RR	EST	**1'48.864** 31	260,2	1'50.635 17	**260,2**	**1'48.864** 14	259,6
16	36	T. **GRADINGER** Yamaha YZF R6	AUT	**1'48.988** 30	263,4	**1'48.988** 16	**263,4**	1'49.183 14	257,1
17	74	J. **VAN SIKKELERUS** Honda CBR600RR	NED	**1'49.032** 31	258,3	1'50.204 16	**258,3**	**1'49.032** 15	256,5
18	30	G. **VAN STRAALEN** Kawasaki ZX-6R	NED	**1'49.952** 36	256,5	1'51.387 16	**256,5**	**1'49.952** 20	255,9
19	47	R. **HARTOG** Kawasaki ZX-6R	NED	**1'50.299** 26	260,2	1'51.576 17	**260,2**	**1'50.299** 9	256,5
20	31	D. **VALLE** Yamaha YZF R6	ESP	**1'50.397** 35	258,9	1'51.293 17	**258,9**	**1'50.397** 18	257,7
21	20	F. **FULIGNI** MV Agusta F3 675	ITA	**1'51.055** 35	258,3	1'52.809 18	**258,3**	**1'51.055** 17	257,1
22	15	A. **COPPOLA** Yamaha YZF R6	ITA	**1'51.876** 36	255,9	1'53.732 18	254,1	**1'51.876** 18	**255,9**
23	53	G. **SCONZA** Honda CBR600RR	ITA	**1'52.129** 28	253,5	1'55.923 15	247,7	**1'52.129** 13	**253,5**
24	10	N. **CALERO** Kawasaki ZX-6R	ESP	**1'53.766** 17	255,3	1'55.650 15	**255,3**	**1'53.766** 2	252,3

11/10/2019

These data/results cannot be reproduced, stored and/or transmitted in whole or in part by any manner of electronic, mechanical, photocopying, recording, broadcasting or otherwise now known or herein after developed without the previous express consent by the copyright owner, except for reproduction in daily press and regular printed publications on sale to the public within 60 days of the event related to those data/results and always provided that copyright symbol appears together as follows below.
© DORNA WSBK ORGANIZATION Srl 2019

PIRELLI Official Tyre Supplier

TISSOT SWISS WATCHES SINCE 1853 Official Timekeeper