

Motul Argentinean Round, 11-13 October 2019

Results Tissot Superpole

San Juan Villicum Circuit 4.276 m

1 / 2

No.	Rider	Nat	Team	Bike	Time	Gap	Rel.	Laps	Speed	
									Avg	Max
1	94 C. PEROLARI	FRA	GMT94 YAMAHA	Yamaha YZF R6	1'45.993			11	145,232	260,2
2	86 A. BADOVINI	ITA	Team Pedercini Racing	Kawasaki ZX-6R	1'46.060	0.067	0.067	10	145,140	257,8
3	16 J. CLUZEL	FRA	GMT94 YAMAHA	Yamaha YZF R6	1'46.129	0.136	0.069	11	145,046	262,8
4	11 K. SMITH	GBR	Team Pedercini Racing	Kawasaki ZX-6R	1'46.199	0.206	0.070	10	144,951	262,8
5	44 L. MAHIAS	FRA	Kawasaki Puccetti Racing	Kawasaki ZX-6R	1'46.234	0.241	0.035	8	144,903	258,4
6	21 R. KRUMMENACHER	SUI	BARDAHL Evan Bros. WorldSSP Team	Yamaha YZF R6	1'46.268	0.275	0.034	11	144,856	263,4
7	32 I. VINALES	ESP	Kallio Racing	Yamaha YZF R6	1'46.766	0.773	0.498	8	144,181	264,1
8	64 F. CARICASULO	ITA	BARDAHL Evan Bros. WorldSSP Team	Yamaha YZF R6	1'46.917	0.924	0.151	11	143,977	267,3
9	4 C. STANGE	GER	GEMAR - Cioccaria Corse WorldSSP Team	Honda CBR600RR	1'47.009	1.016	0.092	9	143,853	264,7
10	56 P. SEBESTYEN	HUN	CIA Landlord Insurance Honda	Honda CBR600RR	1'47.193	1.200	0.184	6	143,606	260,9
11	78 H. OKUBO	JPN	Kawasaki Puccetti Racing	Kawasaki ZX-6R	1'47.201	1.208	0.008	10	143,596	264,1
12	3 R. DE ROSA	ITA	MV AGUSTA Reparto Corse	MV Agusta F3 675	1'47.296	1.303	0.095	11	143,469	262,8
13	36 T. GRADINGER	AUT	Kallio Racing	Yamaha YZF R6	1'47.402	1.409	0.106	10	143,327	263,4
14	38 H. SOOMER	EST	MPM WILSport Racedays	Honda CBR600RR	1'47.554	1.561	0.152	11	143,124	262,8
15	95 J. DANILO	FRA	CIA Landlord Insurance Honda	Honda CBR600RR	1'47.719	1.726	0.165	11	142,905	266,7
16	31 D. VALLE	ESP	MS Racing	Yamaha YZF R6	1'48.463	2.470	0.744	10	141,925	265,4
17	84 L. CRESSON	BEL	Kallio Racing	Yamaha YZF R6	1'48.622	2.629	0.159	9	141,717	268,0
18	74 J. VAN SIKKELERUS	NED	MPM WILSport Racedays	Honda CBR600RR	1'48.714	2.721	0.092	10	141,597	258,4
19	20 F. FULIGNI	ITA	MV AGUSTA Reparto Corse	MV Agusta F3 675	1'50.065	4.072	1.351	10	139,859	263,4
20	47 R. HARTOG	NED	Team Hartog - Against Cancer	Kawasaki ZX-6R	1'50.306	4.313	0.241	11	139,554	259,6
21	15 A. COPPOLA	ITA	Team Toth	Yamaha YZF R6	1'50.955	4.962	0.649	11	138,737	259,0
22	53 G. SCONZA	ITA	GEMAR - Cioccaria Corse WorldSSP Team	Honda CBR600RR	1'51.264	5.271	0.309	10	138,352	257,1
----- Not Qualified -----										
NQ	30 G. VAN STRAALEN	NED	EAB Racing Team	Kawasaki ZX-6R				0		223,6

Qualifying Lap Time (107% of 1'45.993): 1'53.414

N.10 (Calero N.) has been declared unfit after FP3
 N.30 (Van Straalen G.) is allowed to start the race according to Art. 1.15.6 (FPs)

AIR	Humidity:	28%	Temp:	30°C
TRACK	Condition:	Dry	Temp:	48°C

Records	Pole	(SP2)	2018	L.Mahias	1'43.026	149,410	Km/h
	Race	(RC)	2018	S.Cortese	1'43.818	148,270	Km/h
	All Times	(SP2)	2018	L.Mahias	1'43.026	149,410	Km/h

Start 12/10/2019 13:40 End 14:07 The results are provisional until the end of the time limit for protests and appeals and the completion of the technical checks.

These data/results cannot be reproduced, stored and/or transmitted in whole or in part by any manner of electronic, mechanical, photocopying, recording, broadcasting or otherwise now known or herein after developed without the previous express consent by the copyright owner, except for reproduction in daily press and regular printed publications on sale to the public within 60 days of the event related to those data/results and always provided that copyright symbol appears together as follows below.

© DORNA WSBK ORGANIZATION Srl 2019

Motul Argentinean Round, 11-13 October 2019

Results Tissot Superpole

San Juan Villicum Circuit 4.276 m

2 / 2

Session Highlights

Local Time	No. Rider	Description
13.40.00		Start
13.43.31		WorldSBK Works on bikes are allowed
13.44.54	16 J. CLUZEL	Check transponder connections to the battery
13.45.25	4 C. STANGE	Crashed - Turn 9
13.45.47	4 C. STANGE	Re-joined
13.47.45	56 P. SEBESTYEN	Crashed - Turn 16
13.47.58	16 J. CLUZEL	On the Gravel - Re-Joined - Turn 9
13.48.07	84 L. CRESSON	Crashed - Turn 1
13.48.18	84 L. CRESSON	Re-joined
13.52.53	95 J. DANILO	Lap Cancelled (1'48.515) - Exceeded Track Limits - Turn 17
14.02.45	32 I. VINALES	Lap Cancelled (1'47.938) - Exceeded Track Limits - Turn 17
14.07.59		End Of Session

Fastest Laps Sequence

No.	Rider	Nat	Team	Bike	Local Time	Time	Gap	Avg
94	C. PEROLARI	FRA	GMT94 YAMAHA	Yamaha YZF R6	13:43'56.591	1'46.914		143,981
11	K. SMITH	GBR	Team Pedercini Racing	Kawasaki ZX-6R	13:43'57.953	1'46.831	-0.083	144,093
94	C. PEROLARI	FRA	GMT94 YAMAHA	Yamaha YZF R6	13:45'42.868	1'46.277	-0.554	144,844
11	K. SMITH	GBR	Team Pedercini Racing	Kawasaki ZX-6R	13:45'44.230	1'46.277		144,844
94	C. PEROLARI	FRA	GMT94 YAMAHA	Yamaha YZF R6	13:47'28.933	1'46.065	-0.212	145,134
94	C. PEROLARI	FRA	GMT94 YAMAHA	Yamaha YZF R6	13:58'51.863	1'45.993	-0.072	145,232

Start 12/10/2019 13:40 End 14:07 The results are provisional until the end of the time limit for protests and appeals and the completion of the technical checks.

These data/results cannot be reproduced, stored and/or transmitted in whole or in part by any manner of electronic, mechanical, photocopying, recording, broadcasting or otherwise now known or herein after developed without the previous express consent by the copyright owner, except for reproduction in daily press and regular printed publications on sale to the public within 60 days of the event related to those data/results and always provided that copyright symbol appears together as follows below.

© DORNA WSBK ORGANIZATION Srl 2019

Motul Argentinean Round, 11-13 October 2019

Best Sectors & Speed Tissot Superpole

San Juan Villicum Circuit 4.276 m

BEST LAP			
1	94 C. PEROLARI	Yamaha YZF R6	1'45.993
2	86 A. BADOVINI	Kawasaki ZX-6R	1'46.060
3	16 J. CLUZEL	Yamaha YZF R6	1'46.129
4	11 K. SMITH	Kawasaki ZX-6R	1'46.199
5	44 L. MAHIAS	Kawasaki ZX-6R	1'46.234
6	21 R. KRUMMENACHER	Yamaha YZF R6	1'46.268
7	32 I. VINALES	Yamaha YZF R6	1'46.766
8	64 F. CARICASULO	Yamaha YZF R6	1'46.917
9	4 C. STANGE	Honda CBR600RR	1'47.009
10	56 P. SEBESTYEN	Honda CBR600RR	1'47.193
11	78 H. OKUBO	Kawasaki ZX-6R	1'47.201
12	3 R. DE ROSA	MV Agusta F3 675	1'47.296
13	36 T. GRADINGER	Yamaha YZF R6	1'47.402
14	38 H. SOOMER	Honda CBR600RR	1'47.554
15	95 J. DANILO	Honda CBR600RR	1'47.719
16	31 D. VALLE	Yamaha YZF R6	1'48.463
17	84 L. CRESSON	Yamaha YZF R6	1'48.622
18	74 J. VAN SIKKELERUS	Honda CBR600RR	1'48.714
19	20 F. FULIGNI	MV Agusta F3 675	1'50.065
20	47 R. HARTOG	Kawasaki ZX-6R	1'50.306
21	15 A. COPPOLA	Yamaha YZF R6	1'50.955
22	53 G. SCONZA	Honda CBR600RR	1'51.264
23	30 G. VAN STRAALLEN	Kawasaki ZX-6R	

SPEED			
1	84 L. CRESSON	Yamaha YZF R6	268,0
2	64 F. CARICASULO	Yamaha YZF R6	267,3
3	95 J. DANILO	Honda CBR600RR	266,7
4	31 D. VALLE	Yamaha YZF R6	265,4
5	4 C. STANGE	Honda CBR600RR	264,7
6	32 I. VINALES	Yamaha YZF R6	264,1
7	78 H. OKUBO	Kawasaki ZX-6R	264,1
8	21 R. KRUMMENACHER	Yamaha YZF R6	263,4
9	20 F. FULIGNI	MV Agusta F3 675	263,4
10	36 T. GRADINGER	Yamaha YZF R6	263,4
11	3 R. DE ROSA	MV Agusta F3 675	262,8
12	38 H. SOOMER	Honda CBR600RR	262,8
13	16 J. CLUZEL	Yamaha YZF R6	262,8
14	11 K. SMITH	Kawasaki ZX-6R	262,8
15	56 P. SEBESTYEN	Honda CBR600RR	260,9
16	94 C. PEROLARI	Yamaha YZF R6	260,2
17	47 R. HARTOG	Kawasaki ZX-6R	259,6
18	15 A. COPPOLA	Yamaha YZF R6	259,0
19	44 L. MAHIAS	Kawasaki ZX-6R	258,4
20	74 J. VAN SIKKELERUS	Honda CBR600RR	258,4
21	86 A. BADOVINI	Kawasaki ZX-6R	257,8
22	53 G. SCONZA	Honda CBR600RR	257,1
23	30 G. VAN STRAALLEN	Kawasaki ZX-6R	223,6

SEG. 1		
1	94 C. PEROLARI	22.800
2	16 J. CLUZEL	22.856
3	86 A. BADOVINI	22.859
4	11 K. SMITH	22.911
5	32 I. VINALES	22.923
6	64 F. CARICASULO	22.949
7	44 L. MAHIAS	23.033
8	78 H. OKUBO	23.039
9	95 J. DANILO	23.079
10	56 P. SEBESTYEN	23.108
11	21 R. KRUMMENACHER	23.109
12	3 R. DE ROSA	23.183
13	38 H. SOOMER	23.194
14	4 C. STANGE	23.204
15	36 T. GRADINGER	23.300
16	84 L. CRESSON	23.413
17	74 J. VAN SIKKELERUS	23.504
18	31 D. VALLE	23.530
19	53 G. SCONZA	23.852
20	20 F. FULIGNI	23.890
21	47 R. HARTOG	23.906
22	15 A. COPPOLA	23.926

SEG. 2		
1	16 J. CLUZEL	27.970
2	44 L. MAHIAS	27.990
3	11 K. SMITH	27.996
4	94 C. PEROLARI	28.089
5	86 A. BADOVINI	28.117
6	21 R. KRUMMENACHER	28.144
7	56 P. SEBESTYEN	28.154
8	3 R. DE ROSA	28.191
9	64 F. CARICASULO	28.244
10	32 I. VINALES	28.250
11	36 T. GRADINGER	28.262
12	38 H. SOOMER	28.333
13	78 H. OKUBO	28.359
14	4 C. STANGE	28.372
15	95 J. DANILO	28.414
16	31 D. VALLE	28.478
17	74 J. VAN SIKKELERUS	28.552
18	84 L. CRESSON	28.564
19	20 F. FULIGNI	28.807
20	47 R. HARTOG	29.003
21	15 A. COPPOLA	29.066
22	53 G. SCONZA	29.270
23	30 G. VAN STRAALLEN	34.072

SEG. 3		
1	21 R. KRUMMENACHER	27.060
2	64 F. CARICASULO	27.180
3	11 K. SMITH	27.190
4	86 A. BADOVINI	27.196
5	32 I. VINALES	27.198
6	94 C. PEROLARI	27.216
7	16 J. CLUZEL	27.243
8	44 L. MAHIAS	27.251
9	78 H. OKUBO	27.361
10	38 H. SOOMER	27.420
11	4 C. STANGE	27.462
12	3 R. DE ROSA	27.498
13	56 P. SEBESTYEN	27.507
14	36 T. GRADINGER	27.585
15	95 J. DANILO	27.588
16	31 D. VALLE	27.802
17	84 L. CRESSON	27.945
18	74 J. VAN SIKKELERUS	28.026
19	47 R. HARTOG	28.028
20	20 F. FULIGNI	28.304
21	15 A. COPPOLA	28.517
22	53 G. SCONZA	28.703
23	30 G. VAN STRAALLEN	31.639

SEG. 4		
1	44 L. MAHIAS	27.784
2	94 C. PEROLARI	27.792
3	11 K. SMITH	27.797
4	86 A. BADOVINI	27.857
5	4 C. STANGE	27.897
6	64 F. CARICASULO	27.903
7	21 R. KRUMMENACHER	27.955
8	16 J. CLUZEL	27.958
9	56 P. SEBESTYEN	27.992
10	32 I. VINALES	28.072
11	78 H. OKUBO	28.124
12	36 T. GRADINGER	28.125
13	3 R. DE ROSA	28.295
14	95 J. DANILO	28.373
15	38 H. SOOMER	28.389
16	31 D. VALLE	28.426
17	84 L. CRESSON	28.487
18	74 J. VAN SIKKELERUS	28.590
19	20 F. FULIGNI	28.762
20	15 A. COPPOLA	28.887
21	53 G. SCONZA	28.955
22	47 R. HARTOG	29.019

12/10/2019

These data/results cannot be reproduced, stored and/or transmitted in whole or in part by any manner of electronic, mechanical, photocopying, recording, broadcasting or otherwise now known or herein after developed without the previous express consent by the copyright owner, except for reproduction in daily press and regular printed publications on sale to the public within 60 days of the event related to those data/results and always provided that copyright symbol appears together as follows below.

© DORNA WSBK ORGANIZATION Srl 2019

Motul Argentinean Round, 11-13 October 2019

Ideal Times Tissot Superpole

San Juan Villicum Circuit 4.276 m

No.	Rider	Nat	Bike	Seg. 1	Seg. 2	Seg. 3	Seg. 4	Ideal Time		
				Diff. 1	Diff. 2	Diff. 3	Diff. 4	Best Lap	Pos.	Diff.
1	11 K. SMITH	GBR	Kawasaki ZX-6R	22.911 +0.146	27.996 +0.117	27.190	27.797 +0.042	1'45.894 1'46.199	4	0.305
2	94 C. PEROLARI	FRA	Yamaha YZF R6	22.800 +0.082	28.089	27.216	27.792 +0.014	1'45.897 1'45.993	1	0.096
3	16 J. CLUZEL	FRA	Yamaha YZF R6	22.856	27.970	27.243 +0.032	27.958 +0.070	1'46.027 1'46.129	3	0.102
4	86 A. BADOVINI	ITA	Kawasaki ZX-6R	22.859	28.117	27.196 +0.009	27.857 +0.022	1'46.029 1'46.060	2	0.031
5	44 L. MAHIAS	FRA	Kawasaki ZX-6R	23.033	27.990	27.251	27.784 +0.176	1'46.058 1'46.234	5	0.176
6	21 R. KRUMMENACHER	SUI	Yamaha YZF R6	23.109	28.144	27.060	27.955	1'46.268 1'46.268	6	
7	64 F. CARICASULO	ITA	Yamaha YZF R6	22.949 +0.273	28.244 +0.280	27.180 +0.088	27.903	1'46.276 1'46.917	8	0.641
8	32 I. VINALES	ESP	Yamaha YZF R6	22.923 +0.051	28.250 +0.200	27.198 +0.072	28.072	1'46.443 1'46.766	7	0.323
9	56 P. SEBESTYEN	HUN	Honda CBR600RR	23.108 +0.116	28.154 +0.071	27.507 +0.105	27.992 +0.140	1'46.761 1'47.193	10	0.432
10	78 H. OKUBO	JPN	Kawasaki ZX-6R	23.039	28.359 +0.177	27.361 +0.141	28.124	1'46.883 1'47.201	11	0.318
11	4 C. STANGE	GER	Honda CBR600RR	23.204	28.372	27.462 +0.074	27.897	1'46.935 1'47.009	9	0.074
12	3 R. DE ROSA	ITA	MV Agusta F3 675	23.183	28.191 +0.075	27.498	28.295 +0.054	1'47.167 1'47.296	12	0.129
13	36 T. GRADINGER	AUT	Yamaha YZF R6	23.300 +0.011	28.262 +0.024	27.585 +0.095	28.125	1'47.272 1'47.402	13	0.130
14	38 H. SOOMER	EST	Honda CBR600RR	23.194	28.333	27.420 +0.093	28.389 +0.125	1'47.336 1'47.554	14	0.218
15	95 J. DANILO	FRA	Honda CBR600RR	23.079 +0.210	28.414 +0.021	27.588	28.373 +0.034	1'47.454 1'47.719	15	0.265
16	31 D. VALLE	ESP	Yamaha YZF R6	23.530 +0.042	28.478 +0.185	27.802	28.426	1'48.236 1'48.463	16	0.227
17	84 L. CRESSON	BEL	Yamaha YZF R6	23.413	28.564 +0.209	27.945 +0.004	28.487	1'48.409 1'48.622	17	0.213
18	74 J. VAN SIKKELERUS	NED	Honda CBR600RR	23.504 +0.006	28.552	28.026 +0.036	28.590	1'48.672 1'48.714	18	0.042
19	20 F. FULIGNI	ITA	MV Agusta F3 675	23.890 +0.107	28.807 +0.174	28.304	28.762 +0.021	1'49.763 1'50.065	19	0.302
20	47 R. HARTOG	NED	Kawasaki ZX-6R	23.906 +0.059	29.003 +0.196	28.028 +0.048	29.019 +0.047	1'49.956 1'50.306	20	0.350
21	15 A. COPPOLA	ITA	Yamaha YZF R6	23.926 +0.089	29.066	28.517 +0.116	28.887 +0.354	1'50.396 1'50.955	21	0.559
22	53 G. SCONZA	ITA	Honda CBR600RR	23.852 +0.054	29.270 +0.242	28.703 +0.138	28.955 +0.050	1'50.780 1'51.264	22	0.484
	30 G. VAN STRAALLEN	NED	Kawasaki ZX-6R	One or more sectors missing						

Overall Ideal Time

22.800 27.970 27.060 27.784

1'45.614

12/10/2019

These data/results cannot be reproduced, stored and/or transmitted in whole or in part by any manner of electronic, mechanical, photocopying, recording, broadcasting or otherwise now known or herein after developed without the previous express consent by the copyright owner, except for reproduction in daily press and regular printed publications on sale to the public within 60 days of the event related to those data/results and always provided that copyright symbol appears together as follows below.

© DORNA WSBK ORGANIZATION Srl 2019

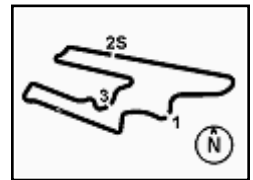
FICR PERUGIA TIMING



Official Tyre Supplier



Official Timekeeper



Motul Argentinean Round, 11-13 October 2019

Chronological Analysis Tissot Superpole

San Juan Villicum Circuit 4.276 m

3 / 3

19° 20 F. FULIGNI (1'50.065)							
Lap	Seg.1	Seg.2	Seg.3	Seg.4	Lap Time	km/h	Local Time
1		30.535	29.293	29.720		255,3	13:42'16.802
2	24.601	28.884	28.478	28.762	1'50.725	263,4	13:44'07.527
3	24.056	29.235	28.424	28.791	1'50.506	255,9	13:45'58.033
4	23.890	28.807	28.349	29.490	1'50.536	260,9	13:47'48.569
5	25.630	29.324	28.515	42.313	2'05.782P	259,0	13:49'54.351
6	4'56.640	30.887	28.876	29.044	6'25.447P	252,3	13:56'19.798
7	24.177	29.296	28.589	28.998	1'51.060	257,1	13:58'10.858
8	23.988	29.084	28.563	28.816	1'50.451	256,5	14:00'01.309
9	24.017	29.114	28.346	28.826	1'50.303	255,9	14:01'51.612
10	23.997	28.981	28.304	28.783	1'50.065	254,7	14:03'41.677
11	24.221	29.017	28.556	29.994	1'51.788	254,7	14:05'33.465

20° 47 R. HARTOG (1'50.306)							
Lap	Seg.1	Seg.2	Seg.3	Seg.4	Lap Time	km/h	Local Time
1		30.514	29.090	29.992		259,6	13:42'14.891
2	24.044	29.261	28.735	29.715	1'51.755	258,4	13:44'06.646
3	24.747	30.679	29.155	30.020	1'54.601	249,4	13:46'01.247
4	24.824	29.117	28.720	29.430	1'52.091	254,7	13:47'53.338
5	24.282	30.802	29.898	29.460	1'54.442	259,6	13:49'47.780
6	23.906	29.003	28.028	29.479	1'50.416	253,5	13:51'38.196
7	23.933	29.559	28.602	40.596	2'02.690P	250,6	13:53'40.886
8	3'29.013	29.861	28.577	29.450	4'56.901P	251,2	13:58'37.787
9	24.018	29.594	28.246	29.019	1'50.877	251,2	14:00'28.664
10	25.622	29.108	28.947	29.535	1'53.212	251,7	14:02'21.876
11	23.965	29.199	28.076	29.066	1'50.306	250,0	14:04'12.182
12	27.614	37.008	34.737	32.108	2'11.467	166,9	14:06'23.649

21° 15 A. COPPOLA (1'50.955)							
Lap	Seg.1	Seg.2	Seg.3	Seg.4	Lap Time	km/h	Local Time
1		30.348	29.145	29.337		257,8	13:42'14.051
2	24.114	29.606	28.867	29.087	1'51.674	259,0	13:44'05.725
3	24.003	29.259	29.221	28.887	1'51.370	252,9	13:45'57.095
4	24.015	29.066	28.633	29.241	1'50.955	255,3	13:47'48.050
5	27.044	30.089	29.731	44.745	2'11.609P	252,3	13:49'59.659
6	3'37.897	31.566	29.893	29.935	5'09.291P	237,4	13:55'08.950
7	24.202	29.170	28.575	29.433	1'51.380	255,9	13:57'00.330
8	26.325	32.040	28.894	29.508	1'56.767	252,9	13:58'57.097
9	24.040	29.162	28.517	29.293	1'51.012	252,3	14:00'48.109
10	23.926	29.225	28.592	29.226	1'50.969	253,5	14:02'39.078
11	24.660	30.515	29.341	29.369	1'53.885	241,6	14:04'32.963
12	24.010	31.483	29.799	29.934	1'55.226	242,7	14:06'28.189

22° 53 G. SCONZA (1'51.264)							
Lap	Seg.1	Seg.2	Seg.3	Seg.4	Lap Time	km/h	Local Time
1		30.559	29.371	29.299		251,7	13:42'17.132
2	24.489	29.270	29.002	29.000	1'51.761	257,1	13:44'08.893
3	24.492	29.505	29.124	29.216	1'52.337	248,8	13:46'01.230
4	28.299	32.033	30.125	41.367	2'11.824P	246,0	13:48'13.054
5	5'29.443	30.271	29.424	29.453	6'58.591P	250,0	13:55'11.645
6	24.260	29.474	28.882	29.234	1'51.850	250,0	13:57'03.495
7	24.136	29.517	28.703	28.955	1'51.311	253,5	13:58'54.806
8	23.906	29.512	28.841	29.005	1'51.264	248,3	14:00'46.070
9	23.852	29.374	28.836	29.244	1'51.306	250,0	14:02'37.376
10	28.326	30.743	30.208	30.027	1'59.304	240,5	14:04'36.680
11	25.381	30.185	29.461	29.330	1'54.357	244,3	14:06'31.037

23° 30 G. VAN STRAALLEN							
Lap	Seg.1	Seg.2	Seg.3	Seg.4	Lap Time	km/h	Local Time
1		34.072	31.639	43.309		223,6	13:42'34.536

12/10/2019 P = Pits In/Out - C = Lap Time Cancelled

These data/results cannot be reproduced, stored and/or transmitted in whole or in part by any manner of electronic, mechanical, photocopying, recording, broadcasting or otherwise now known or herein after developed without the previous express consent by the copyright owner, except for reproduction in daily press and regular printed publications on sale to the public within 60 days of the event related to those data/results and always provided that copyright symbol appears together as follows below.

© DORNA WSBK ORGANIZATION Srl 2019

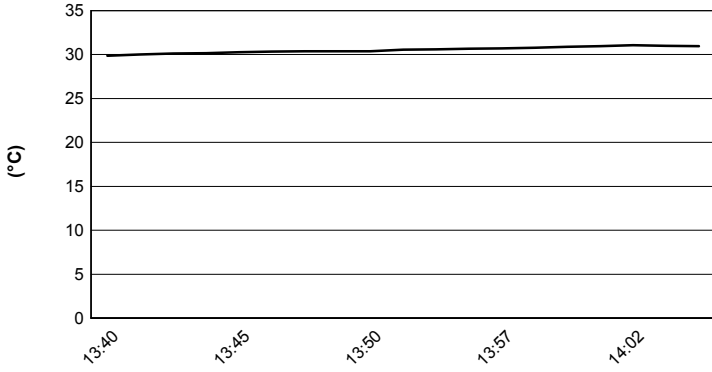
Motul Argentinean Round, 11-13 October 2019

Weather Report Tissot Superpole

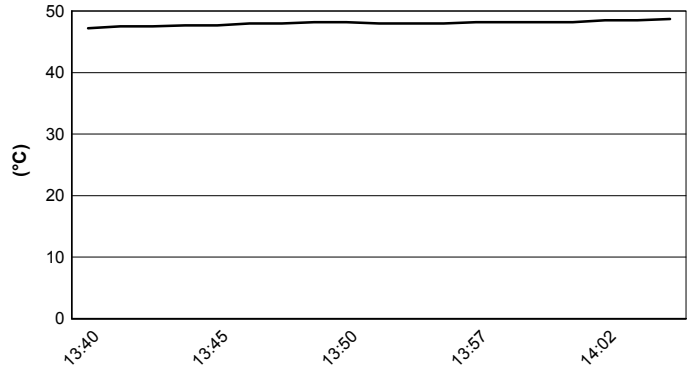
Session started 13:40 - Session ended 14:07

San Juan Villicum Circuit 4.276 m

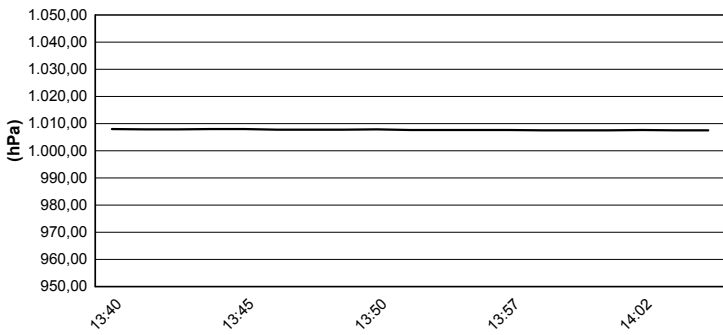
Air Temperature



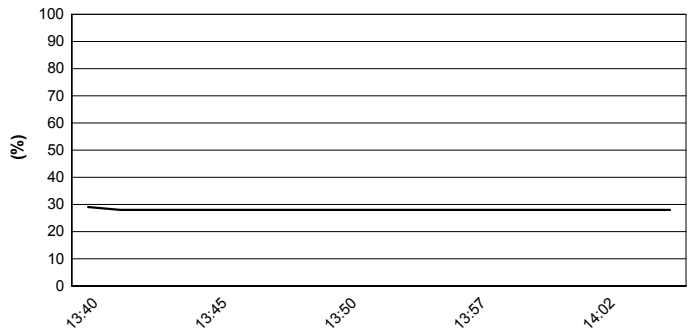
Track Temperature



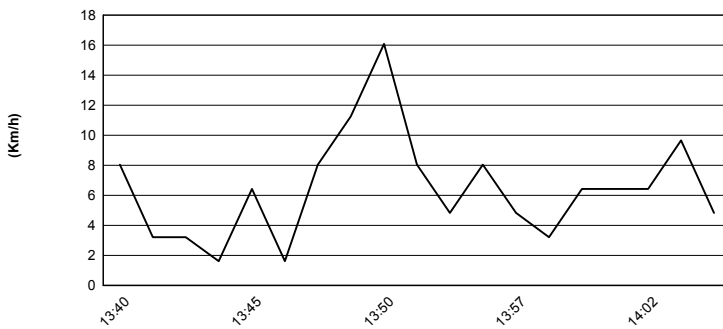
Air Pressure



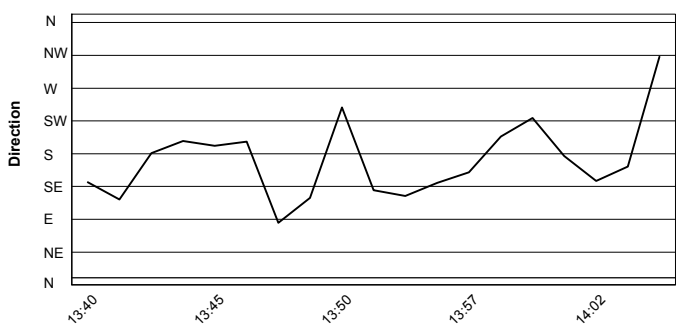
Humidity



Wind Speed



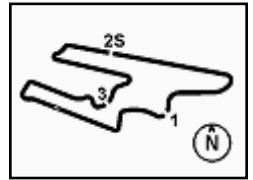
Wind Direction



12/10/2019

These data/results cannot be reproduced, stored and/or transmitted in whole or in part by any manner of electronic, mechanical, photocopying, recording, broadcasting or otherwise now known or herein after developed without the previous express consent by the copyright owner, except for reproduction in daily press and regular printed publications on sale to the public within 60 days of the event related to those data/results and always provided that copyright symbol appears together as follows below.

© DORNA WSBK ORGANIZATION Srl 2019



Motul Argentinean Round, 11-13 October 2019

Provisional Starting Grid

19 Laps x 4,276 km = 81,244 km

						1 94 PEROLARI C. Yamaha 1'45.993		1
3 16 CLUZEL J. Yamaha 1'46.129		2 86 BADOVINI A. Kawasaki 1'46.060				4 11 SMITH K. Kawasaki 1'46.199		2
6 21 KRUMMENACHER R. Yamaha 1'46.268		5 44 MAHIAS L. Kawasaki 1'46.234				7 32 VINALES I. Yamaha 1'46.766		3
9 4 STANGE C. Honda 1'47.009		8 64 CARICASULO F. Yamaha 1'46.917				10 56 SEBESTYEN P. Honda 1'47.193		4
12 3 DE ROSA R. MV Agusta 1'47.296		11 78 OKUBO H. Kawasaki 1'47.201				13 36 GRADINGER T. Yamaha 1'47.402		5
15 95 DANILO J. Honda 1'47.719		14 38 SOOMER H. Honda 1'47.554				16 31 VALLE D. Yamaha 1'48.463		6
18 74 VAN SIKKELERUS J Honda 1'48.714		17 84 CRESSON L. Yamaha 1'48.622				19 20 FULIGNI F. MV Agusta 1'50.065		7
21 15 COPPOLA A. Yamaha 1'50.955		20 47 HARTOG R. Kawasaki 1'50.306				22 53 SCONZA G. Honda 1'51.264		8
		23 30 VAN STRAALEN G. Kawasaki						

12/10/2019 The Race Director

These data/results cannot be reproduced, stored and/or transmitted in whole or in part by any manner of electronic, mechanical, photocopying, recording, broadcasting or otherwise now known or herein after developed without the previous express consent by the copyright owner, except for reproduction in daily press and regular printed publications on sale to the public within 60 days of the event related to those data/results and always provided that copyright symbol appears together as follows below.

© DORNA WSBK ORGANIZATION Srl 2019

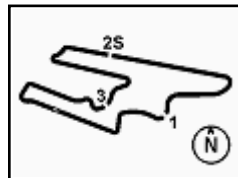
FICR PERUGIA TIMING



Official Tyre Supplier



Official Timekeeper



Motul Argentinean Round, 11-13 October 2019

Superpole Ranking

San Juan Villicum Circuit 4.276 m

	2016	2017	2018	2019
01 Phillip Island Grand Prix Circuit	Sofuoglu (Tur) Kaw 1'33.142 (171,8 Km/h)	Jacobsen (Usa) MvA 1'33.128 (171,8 Km/h)	Mahias (Fra) Yam 1'33.160 (171,8 Km/h)	Caricasulo (Ita) Yam 1'32.604 (172,8 Km/h)
02 Chang International Circuit	Cluzel (Fra) MvA 1'38.383 (166,6 Km/h)	Cluzel (Fra) Hon 1'37.683 (167,8 Km/h)	Mahias (Fra) Yam 1'36.738 (169,5 Km/h)	Cluzel (Fra) Yam 1'36.826 (169,3 Km/h)
03 Motorland Aragon	Sofuoglu (Tur) Kaw 1'54.000 (160,3 Km/h)	Jacobsen (Usa) MvA 1'54.948 (159,0 Km/h)	Cortese (Ger) Yam 1'53.567 (160,9 Km/h)	Gradinger (Aut) Yam 1'53.972 (160,4 Km/h)
04 TT Circuit Assen	Krummenacher (Sui) Kaw 1'39.300 (164,7 Km/h)	Sofuoglu (Tur) Kaw 1'37.805 (167,2 Km/h)	Cortese (Ger) Yam 1'37.799 (167,2 Km/h)	Krummenacher (Sui) Yam 1'38.010 (166,8 Km/h)
05 Autodromo Internazionale Enzo e Dino	Cluzel (Fra) MvA 1'51.132 (159,8 Km/h)	Jacobsen (Usa) MvA 1'51.611 (159,1 Km/h)	Mahias (Fra) Yam 1'53.042 (157,1 Km/h)	Krummenacher (Sui) Yam 1'50.239 (161,1 Km/h)
06 Circuito de Jerez Ángel Nieto	Sofuoglu (Tur) Kaw 1'42.969 (154,6 Km/h)	Caricasulo (Ita) Yam 1'43.285 (154,2 Km/h)		Krummenacher (Sui) Yam 1'41.775 (156,5 Km/h)
07 Misano World Circuit "Marco Simoncelli"	Caricasulo (Ita) Hon 1'38.097 (149,0 Km/h)	Sofuoglu (Tur) Kaw 1'38.672 (148,1 Km/h)	Caricasulo (Ita) Yam 1'37.694 (149,6 Km/h)	Mahias (Fra) Kaw 1'38.909 (147,8 Km/h)
08 Donington Park	Sofuoglu (Tur) Kaw 1'30.298 (160,3 Km/h)	Sofuoglu (Tur) Kaw 1'30.904 (159,2 Km/h)	Cluzel (Fra) Yam 1'30.270 (160,3 Km/h)	Caricasulo (Ita) Yam 1'31.092 (158,9 Km/h)
09 Autódromo Internacional do Algarve		Sofuoglu (Tur) Kaw 1'45.541 (156,6 Km/h)	Mahias (Fra) Yam 1'44.588 (158,1 Km/h)	Caricasulo (Ita) Yam 1'44.220 (158,6 Km/h)
10 Circuit de Nevers Magny-Cours	Sofuoglu (Tur) Kaw 1'55.461 (137,5 Km/h)	Tuuli (Fin) Yam 1'43.833 (152,9 Km/h)	Caricasulo (Ita) Yam 1'40.416 (158,1 Km/h)	Smith (Gbr) Kaw 1'56.287 (136,6 Km/h)
11 Circuit San Juan Villicum			Mahias (Fra) Yam 1'43.026 (149,4 Km/h)	Perolari (Fra) Yam 1'45.993 (145,2 Km/h)
12 Losail International Circuit	Stapleford (Gbr) Tri 2'01.621 (159,2 Km/h)	Mahias (Fra) Yam 2'00.738 (160,4 Km/h)	Mahias (Fra) Yam 2'00.461 (160,8 Km/h)	

2019

- 3 F. Caricasulo
- 3 R. Krummenacher
- 1 **C. Perolari**
- 1 T. Gradinger
- 1 L. Mahias
- 1 J. Cluzel
- 1 K. Smith

ALL TIMES

- | | | |
|-------------------|-------------------|----------------------|
| 34 K. Sofuoglu | 3 R. Xaus | 1 C. Kellner |
| 22 S. Charpentier | 3 I. MacPherson | 1 B. MacLeod |
| 21 J. Cluzel | 3 A. Pitt | 1 J. Vd Goorbergh |
| 17 B. Parkes | 3 K. Curtain | 1 S. Sanna |
| 15 K. Muggeridge | 3 D. Salom | 1 M. Fabrizio |
| 14 F. Foret | 3 S. Cortese | 1 C. Jones |
| 14 S. Lowes | 2 P. Bontempi | 1 S. Morais |
| 10 C. Crutchlow | 2 V. Guareschi | 1 K. Smith |
| 8 L. Mahias | 2 J. Teuchert | 1 K. Coghlan |
| 7 F. Caricasulo | 2 M. Lagrive | 1 C. Davies |
| 6 S. Chambon | 2 L. Scassa | 1 F. Marino |
| 6 E. Laverty | 2 J. Lascorz | 1 L. Stapleford |
| 5 P. Casoli | 2 M. Pirro | 1 N. Tuuli |
| 5 K. Fujiwara | 2 M. van der Mark | 1 T. Gradinger |
| 5 C. Vermeulen | 1 J. Whitham | 1 C. Perolari |
| 5 P. Jacobsen | 1 M. Meregalli | |
| 4 R. Krummenacher | 1 P. Riba | |

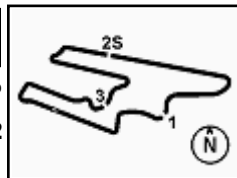
12/10/2019

These data/results cannot be reproduced, stored and/or transmitted in whole or in part by any manner of electronic, mechanical, photocopying, recording, broadcasting or otherwise now known or herein after developed without the previous express consent by the copyright owner, except for reproduction in daily press and regular printed publications on sale to the public within 60 days of the event related to those data/results and always provided that copyright symbol appears together as follows below.

© DORNA WSBK ORGANIZATION Srl 2019

FICR PERUGIA TIMING





Motul Argentinean Round, 11-13 October 2019

Tissot Superpole Award

San Juan Villicum Circuit 4.276 m

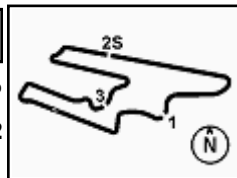
	Points	Points From First	Points From Previous	February 24	March 17	April 7	April 14	May 12	June 9	June 23	July 7	September 8	September 29	October 13	October 26				
				PHILLIP ISLAND	BURIRAM	ARAGON	ASSEN	IMOLA	JEREZ	MISANO	DONINGTON PARK	PORTIMAO	MAGNY COURS	SAN JUAN	LOSAIL				
1 CARICASULO Federico (ITA)	96			12	7	9	9	9	9	9	12	12	6	2					
2 KRUMMENACHER Randy (SUI)	85	11		9	9	7	12	12	12	7		9	4	4					
3 CLUZEL Jules (FRA)	67	29	18	7	12	6	4	7	2	5	6	2	9	7					
4 MAHIAS Lucas (FRA)	55	41	12	1	1	3	2	3	7	12	9	7	5	5					
5 DE ROSA Raffaele (ITA)	45	51	10	6	5	4	7	4	5	2	7	5							
6 GRADINGER Thomas (AUT)	34	62	11	4	3	12	3	6	6										
7 OKUBO Hikari (JPN)	33	63	1	2	6	1	5	5	4	1	3	3	3						
8 BADOVINI Ayrtton (ITA)	29	67	4					2	3		4	4	7	9					
9 VINALES Isaac (ESP)	25	71	4		4	5			1	3	2	6	1	3					
10 SMITH Kyle (GBR)	19	77	6									1	12	6					
11 PEROLARI Corentin (FRA)	17	79	2			2	1						2	12					
12 SOOMER Hannes (EST)	13	83	4				6			6	1								
13 JONES Brad (GBR)	5	91	8								5								
14 FULIGNI Federico (ITA)	5	91	0	5															
15 BARBERA Hector (ESP)	5	91	0	3	2														
16 OTTAVIANI Luca (ITA)	4	92	1							4									
17 STANGE Christian (GER)	1	95	3											1					
18 ROCCOLI Massimo (ITA)	1	95	0					1											

12/10/2019 Odd points columns: Tissot Superpole Even points columns: Tissot Superpole Race

These data/results cannot be reproduced, stored and/or transmitted in whole or in part by any manner of electronic, mechanical, photocopying, recording, broadcasting or otherwise now known or herein after developed without the previous express consent by the copyright owner, except for reproduction in daily press and regular printed publications on sale to the public within 60 days of the event related to those data/results and always provided that copyright symbol appears together as follows below.

© DORNA WSBK ORGANIZATION Srl 2019





Motul Argentinean Round, 11-13 October 2019

Best Laps & Speeds

San Juan Villicum Circuit 4.276 m

No.	Rider Bike	Nat	Best Lap		FP1		FP2		FP3		SP							
			LL	SPD	LL	SPD	LL	SPD	LL	SPD	LL	SPD						
1	64 F. CARICASULO Yamaha YZF R6	ITA	1'43.539	58 267,3	1'49.097	17 265,3	1'46.292	16 263,4	1'43.539	14 266,0	1'46.917	11 267,3						
2	16 J. CLUZEL Yamaha YZF R6	FRA	1'43.741	59 264,0	1'48.227	16 262,1	1'46.565	17 262,7	1'43.741	15 264,0	1'46.129	11 262,7						
3	94 C. PEROLARI Yamaha YZF R6	FRA	1'43.994	62 264,7	1'47.974	19 264,0	1'46.246	16 262,7	1'43.994	16 264,7	1'45.993	11 260,2						
4	3 R. DE ROSA MV Agusta F3 675	ITA	1'44.017	65 262,7	1'48.483	18 262,1	1'46.587	21 262,7	1'44.017	15 261,5	1'47.296	11 262,7						
5	44 L. MAHIAS Kawasaki ZX-6R	FRA	1'44.039	48 261,5	1'48.098	11 261,5	1'46.566	16 257,7	1'44.039	13 258,3	1'46.234	8 258,3						
6	21 R. KRUMMENACHER Yamaha YZF R6	SUI	1'44.171	53 266,0	1'47.918	14 262,1	1'46.451	15 258,3	1'44.171	13 266,0	1'46.268	11 263,4						
7	86 A. BADOVINI Kawasaki ZX-6R	ITA	1'44.259	51 260,2	1'47.437	15 260,2	1'46.465	13 258,9	1'44.259	13 257,1	1'46.060	10 257,7						
8	32 I. VINALES Yamaha YZF R6	ESP	1'44.300	58 264,0	1'48.066	20 261,5	1'47.516	16 261,5	1'44.300	14 261,5	1'46.766	8 264,0						
9	36 T. GRADINGER Yamaha YZF R6	AUT	1'44.644	56 265,3	1'48.988	16 263,4	1'49.183	14 257,1	1'44.644	16 265,3	1'47.402	10 263,4						
10	56 P. SEBESTYEN Honda CBR600RR	HUN	1'44.915	54 260,8	1'49.426	18 259,6	1'46.911	16 260,2	1'44.915	14 260,2	1'47.193	6 260,8						
11	11 K. SMITH Kawasaki ZX-6R	GBR	1'44.921	55 264,7	1'48.000	16 264,7	1'46.879	15 257,7	1'44.921	14 263,4	1'46.199	10 262,7						
12	38 H. SOOMER Honda CBR600RR	EST	1'44.957	56 262,7	1'50.635	17 260,2	1'48.864	14 259,6	1'44.957	14 262,1	1'47.554	11 262,7						
13	78 H. OKUBO Kawasaki ZX-6R	JPN	1'45.133	54 265,3	1'48.630	15 260,2	1'48.949	15 258,9	1'45.133	14 265,3	1'47.201	10 264,0						
14	95 J. DANILO Honda CBR600RR	FRA	1'45.381	65 266,6	1'51.240	20 260,8	1'47.947	19 262,7	1'45.381	15 266,0	1'47.719	11 266,6						
15	4 C. STANGE Honda CBR600RR	GER	1'45.437	50 264,7	1'48.889	15 258,3	1'47.001	16 258,9	1'45.437	10 260,8	1'47.009	9 264,7						
16	84 L. CRESSON Yamaha YZF R6	BEL	1'45.812	57 267,9	1'50.118	15 261,5	1'48.414	17 260,8	1'45.812	16 261,5	1'48.622	9 267,9						
17	74 J. VAN SIKKELERUS Honda CBR600RR	NED	1'45.883	55 260,2	1'50.204	16 258,3	1'49.032	15 256,5	1'45.883	14 260,2	1'48.714	10 258,3						
18	30 G. VAN STRAALLEN Kawasaki ZX-6R	NED	1'46.630	51 261,5	1'51.387	16 256,5	1'49.952	20 255,9	1'46.630	15 261,5								
19	31 D. VALLE Yamaha YZF R6	ESP	1'46.972	60 265,3	1'51.293	17 258,9	1'50.397	18 257,7	1'46.972	15 264,0	1'48.463	10 265,3						
20	47 R. HARTOG Kawasaki ZX-6R	NED	1'47.099	50 260,2	1'51.576	17 260,2	1'50.299	9 256,5	1'47.099	13 257,7	1'50.306	11 259,6						
21	20 F. FULIGNI MV Agusta F3 675	ITA	1'48.156	60 266,0	1'52.809	18 258,3	1'51.055	17 257,1	1'48.156	15 266,0	1'50.065	10 263,4						
22	15 A. COPPOLA Yamaha YZF R6	ITA	1'48.366	61 258,9	1'53.732	18 254,1	1'51.876	18 255,9	1'48.366	14 258,3	1'50.955	11 258,9						
23	53 G. SCONZA Honda CBR600RR	ITA	1'49.558	51 257,1	1'55.923	15 247,7	1'52.129	13 253,5	1'49.558	13 256,5	1'51.264	10 257,1						
24	10 N. CALERO Kawasaki ZX-6R	ESP	1'53.766	17 255,3	1'55.650	15 255,3	1'53.766	2 252,3										

12/10/2019

These data/results cannot be reproduced, stored and/or transmitted in whole or in part by any manner of electronic, mechanical, photocopying, recording, broadcasting or otherwise now known or herein after developed without the previous express consent by the copyright owner, except for reproduction in daily press and regular printed publications on sale to the public within 60 days of the event related to those data/results and always provided that copyright symbol appears together as follows below.

© DORNA WSBK ORGANIZATION Srl 2019

FICR PERUGIA TIMING



Official Tyre Supplier



Official Timekeeper