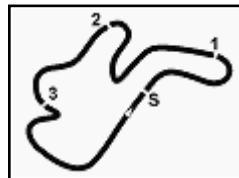


| PHILLIP ISLAND GP CIRCUIT |    |          |            |             |
|---------------------------|----|----------|------------|-------------|
| TRACK LENGTH:             |    | 4,445 km | 2,762 mi   |             |
| Loop                      | ID | OC       | GPS        |             |
|                           |    | ms       | LAT        | LON         |
| Pit In                    | 3  | 15       | 38,49886 S | 145,23118 E |
| Pit Out                   | 18 | 90       | 38,50331 S | 145,23256 E |
| Speed                     | 20 | 100      | 38,50489 S | 145,23312 E |
| I1                        | 22 | 110      | 38,51019 S | 145,23316 E |
| I1.1                      | 41 | 205      | 38,50566 S | 145,23668 E |
| I2                        | 24 | 120      | 38,50535 S | 145,23818 E |
| I3                        | 26 | 130      | 38,49900 S | 145,23575 E |
| I3.1                      | 42 | 210      | 38,50080 S | 145,23136 E |
| FL                        | 30 | 150      | 38,50262 S | 145,23214 E |

PS = Practice Start board



Phillip Island 4.445 m

**Yamaha Finance Australian Round, 22-24 February 2019**  
**World Superbike - Biographical Entry List**

| No. | Rider (Abbreviation)                                | Nat            | Bike   | Wins | Podiums | Pole | Races | Tyres   | Class |
|-----|---|----------------|--|------|---------|------|-------|---------|-------|
| Age | Date of Birth                                       | Place of Birth | Team   | 2019 | 2019    | 2019 | 2019  |         |       |
| 1   | <b>REA Jonathan</b> (Rea)<br>32 02/02/1987          | GBR            | <b>Kawasaki ZX-10RR</b><br>Kawasaki Racing Team WorldSBK | 71   | 134     | 16   | 243   | Pirelli |       |
| 2   | <b>CAMIER Leon</b> (Cam)<br>32 04/08/1986           | GBR            | <b>Honda CBR1000RR</b><br>Moriwaki Althea Honda Team     |      | 9       |      | 205   | Pirelli |       |
| 3   | <b>DAVIES Chaz</b> (Dav)<br>32 10/02/1987           | GBR            | <b>Ducati Panigale V4 R</b><br>ARUBA.IT Racing - Ducati  | 29   | 79      | 6    | 177   | Pirelli |       |
| 4   | <b>CORTESE Sandro</b> (Cor)<br>29 06/01/1990        | GER            | <b>Yamaha YZF R1</b><br>GRT Yamaha WorldSBK              |      |         |      |       | Pirelli | IND   |
| 5*  | <b>HERFOSS Troy</b> (Her)<br>32 04/02/1987          | AUS            | <b>Honda CBR1000RR</b><br>Penrite Honda Racing           |      |         |      | 1     | Pirelli | IND   |
| 6   | <b>BAUTISTA Alvaro</b> (Bau)<br>34 21/11/1984       | ESP            | <b>Ducati Panigale V4 R</b><br>ARUBA.IT Racing - Ducati  |      |         |      |       | Pirelli |       |
| 7   | <b>RINALDI Michael Ruben</b> (Rin)<br>23 21/12/1995 | ITA            | <b>Ducati Panigale V4 R</b><br>BARNI Racing Team         |      |         |      | 16    | Pirelli | IND   |
| 8   | <b>LOWES Alex</b> (Low)<br>28 14/09/1990            | GBR            | <b>Yamaha YZF R1</b><br>Pata Yamaha WorldSBK Team        | 1    | 11      | 1    | 129   | Pirelli |       |
| 9   | <b>KIYONARI Ryuichi</b> (Kiy)<br>36 23/09/1982      | JPN            | <b>Honda CBR1000RR</b><br>Moriwaki Althea Honda Team     | 3    | 6       |      | 53    | Pirelli |       |
| 10  | <b>REITERBERGER Markus</b> (Rei)<br>24 09/03/1994   | GER            | <b>BMW S1000 RR</b><br>BMW Motorrad WorldSBK Team        |      |         |      | 38    | Pirelli |       |
| 11  | <b>MELANDRI Marco</b> (Mel)<br>36 07/08/1982        | ITA            | <b>Yamaha YZF R1</b><br>GRT Yamaha WorldSBK              | 22   | 72      | 4    | 153   | Pirelli | IND   |
| 12  | <b>MERCADO Leandro</b> (Mer)<br>27 15/02/1992       | ARG            | <b>Kawasaki ZX-10RR</b><br>Orelac Racing VerdNatura      |      |         |      | 85    | Pirelli | IND   |
| 13  | <b>LAVERTY Eugene</b> (Lav)<br>32 03/06/1986        | IRL            | <b>Ducati Panigale V4 R</b><br>Team Goeleven             | 13   | 35      | 3    | 151   | Pirelli | IND   |
| 14  | <b>DELBIANCO Alessandro</b> (Del)<br>21 31/07/1997  | ITA            | <b>Honda CBR1000RR</b><br>Althea Mie Racing Team         |      |         |      |       | Pirelli | IND   |
| 15  | <b>RAZGATLIOGLU Toprak</b> (Raz)<br>22 16/10/1996   | TUR            | <b>Kawasaki ZX-10RR</b><br>Turkish Puccetti Racing       |      | 2       |      | 24    | Pirelli | IND   |
| 16  | <b>VAN DER MARK Michael</b> (vdM)<br>26 26/10/1992  | NED            | <b>Yamaha YZF R1</b><br>Pata Yamaha WorldSBK Team        | 2    | 21      | 1    | 103   | Pirelli |       |
| 17  | <b>SYKES Tom</b> (Syk)<br>33 19/08/1985             | GBR            | <b>BMW S1000 RR</b><br>BMW Motorrad WorldSBK Team        | 34   | 108     | 48   | 259   | Pirelli |       |
| 18  | <b>TORRES Jordi</b> (Tor)<br>31 27/08/1987          | ESP            | <b>Kawasaki ZX-10RR</b><br>Team Pedercini Racing         | 1    | 4       |      | 99    | Pirelli | IND   |
| 19  | <b>HASLAM Leon</b> (Has)<br>35 31/05/1983           | GBR            | <b>Kawasaki ZX-10RR</b><br>Kawasaki Racing Team WorldSBK | 5    | 39      | 3    | 217   | Pirelli |       |

22/02/2019

\* = Wild Card

\*\* = One Event

These data/results cannot be reproduced, stored and/or transmitted in whole or in part by any manner of electronic, mechanical, photocopying, recording, broadcasting or otherwise now known or herein after developed without the previous express consent by the copyright owner, except for reproduction in daily press and regular printed publications on sale to the public within 60 days of the event related to those data/results and always provided that copyright symbol appears together as follows below.

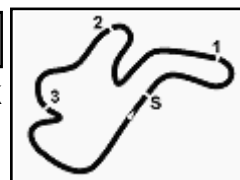
© DORNA WSBK ORGANIZATION Srl 2019

**FIKZ PERUGIA TIMING**


Official Tyre Supplier



Official Timekeeper



## Yamaha Finance Australian Round, 22-24 February 2019

### World Superbike - Results Free Practice 1st Session

Phillip Island 4.445 m

1 / 2

| No. | Rider              | Nat | Team                          | Bike                 | Class | Time            | Gap   | Rel.  | Laps | Speed   |              |
|-----|--------------------|-----|-------------------------------|----------------------|-------|-----------------|-------|-------|------|---------|--------------|
|     |                    |     |                               |                      |       |                 |       |       |      | Avg     | Max          |
| 1   | 1 J. REA           | GBR | Kawasaki Racing Team WorldSBK | Kawasaki ZX-10RR     |       | <b>1'30.341</b> |       |       | 21   | 177,129 | <b>311,2</b> |
| 2   | 19 A. BAUTISTA     | ESP | ARUBA.IT Racing - Ducati      | Ducati Panigale V4 R |       | <b>1'30.362</b> | 0.021 | 0.021 | 21   | 177,088 | <b>316,7</b> |
| 3   | 91 L. HASLAM       | GBR | Kawasaki Racing Team WorldSBK | Kawasaki ZX-10RR     |       | <b>1'30.499</b> | 0.158 | 0.137 | 19   | 176,820 | <b>310,3</b> |
| 4   | 66 T. SYKES        | GBR | BMW Motorrad WorldSBK Team    | BMW S1000 RR         |       | <b>1'30.664</b> | 0.323 | 0.165 | 20   | 176,498 | <b>299,2</b> |
| 5   | 11 S. CORTESE      | GER | GRT Yamaha WorldSBK           | Yamaha YZF R1        | IND   | <b>1'30.850</b> | 0.509 | 0.186 | 18   | 176,136 | <b>307,7</b> |
| 6   | 28 M. REITERBERGER | GER | BMW Motorrad WorldSBK Team    | BMW S1000 RR         |       | <b>1'30.862</b> | 0.521 | 0.012 | 22   | 176,113 | <b>302,5</b> |
| 7   | 2 L. CAMIER        | GBR | Moriwaki Althea Honda Team    | Honda CBR1000RR      |       | <b>1'31.024</b> | 0.683 | 0.162 | 21   | 175,800 | <b>306,8</b> |
| 8   | 60 M. VAN DER MARK | NED | Pata Yamaha WorldSBK Team     | Yamaha YZF R1        |       | <b>1'31.060</b> | 0.719 | 0.036 | 19   | 175,730 | <b>312,1</b> |
| 9   | 81 J. TORRES       | ESP | Team Pedercini Racing         | Kawasaki ZX-10RR     | IND   | <b>1'31.146</b> | 0.805 | 0.086 | 21   | 175,564 | <b>310,3</b> |
| 10  | 22 A. LOWES        | GBR | Pata Yamaha WorldSBK Team     | Yamaha YZF R1        |       | <b>1'31.285</b> | 0.944 | 0.139 | 21   | 175,297 | <b>310,3</b> |
| 11  | 7 C. DAVIES        | GBR | ARUBA.IT Racing - Ducati      | Ducati Panigale V4 R |       | <b>1'31.334</b> | 0.993 | 0.049 | 21   | 175,203 | <b>315,8</b> |
| 12  | 33 M. MELANDRI     | ITA | GRT Yamaha WorldSBK           | Yamaha YZF R1        | IND   | <b>1'31.355</b> | 1.014 | 0.021 | 22   | 175,163 | <b>309,5</b> |
| 13  | 54 T. RAZGATLIOGLU | TUR | Turkish Puccetti Racing       | Kawasaki ZX-10RR     | IND   | <b>1'31.599</b> | 1.258 | 0.244 | 19   | 174,696 | <b>300,8</b> |
| 14  | 36 L. MERCADO      | ARG | Orelac Racing VerdNatura      | Kawasaki ZX-10RR     | IND   | <b>1'31.847</b> | 1.506 | 0.248 | 20   | 174,225 | <b>304,2</b> |
| 15  | 21 M. RINALDI      | ITA | BARNI Racing Team             | Ducati Panigale V4 R | IND   | <b>1'31.855</b> | 1.514 | 0.008 | 20   | 174,209 | <b>314,0</b> |
| 16  | 23 R. KIYONARI     | JPN | Moriwaki Althea Honda Team    | Honda CBR1000RR      |       | <b>1'31.940</b> | 1.599 | 0.085 | 21   | 174,048 | <b>305,9</b> |
| 17  | 50 E. LAVERTY      | IRL | Team GoEleven                 | Ducati Panigale V4 R | IND   | <b>1'32.095</b> | 1.754 | 0.155 | 19   | 173,755 | <b>306,8</b> |
| 18  | 52 A. DELBIANCO    | ITA | Althea Mie Racing Team        | Honda CBR1000RR      | IND   | <b>1'32.669</b> | 2.328 | 0.574 | 14   | 172,679 | <b>300,8</b> |
| 19  | 17 T. HERFOSS      | AUS | Penrite Honda Racing          | Honda CBR1000RR      | IND   | <b>1'34.324</b> | 3.983 | 1.655 | 11   | 169,649 | <b>293,5</b> |

Qualifying Lap Time (107% of 1'30.341): 1'36.666

|       |            |     |       |      |
|-------|------------|-----|-------|------|
| AIR   | Humidity:  | 63% | Temp: | 18°C |
| TRACK | Condition: | Dry | Temp: | 25°C |

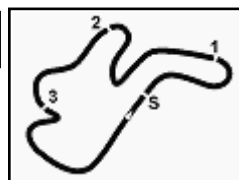
|         |           |       |                 |          |         |      |
|---------|-----------|-------|-----------------|----------|---------|------|
| Records | Pole      | (SP2) | 2017 J.Rea      | 1'29.573 | 178,650 | Km/h |
|         | Race      | (RC2) | 2018 M.Melandri | 1'30.848 | 176,140 | Km/h |
|         | All Times | (SP2) | 2017 J.Rea      | 1'29.573 | 178,650 | Km/h |

Start 22/02/2019 10:30  
End 11:22

The results are provisional until the end of the time limit for protests and appeals and the completion of the technical checks.

These data/results cannot be reproduced, stored and/or transmitted in whole or in part by any manner of electronic, mechanical, photocopying, recording, broadcasting or otherwise now known or herein after developed without the previous express consent by the copyright owner, except for reproduction in daily press and regular printed publications on sale to the public within 60 days of the event related to those data/results and always provided that copyright symbol appears together as follows below.

© DORNA WSBK ORGANIZATION Srl 2019



## Yamaha Finance Australian Round, 22-24 February 2019

### World Superbike - Results Free Practice 1st Session

#### Session Highlights

| Local Time | No. Rider          | Description                                |
|------------|--------------------|--|
| 10.30.00   |                    | Start                                      |
| 10.30.05   |                    | WorldSBK Pit Intervention Time: 1min 3secs |
| 10.40.08   | 54 T. RAZGATLIOGLU | Technical Problem - Turn 1                 |
| 10.40.16   | 54 T. RAZGATLIOGLU | Re-joined                                  |
| 10.41.16   | 52 A. DELBIANCO    | Crashed - Turn 10                          |
| 10.41.39   | 52 A. DELBIANCO    | Re-joined                                  |
| 10.58.48   | 2 L. CAMIER        | On the Gravel - Re-Joined - Turn 2         |
| 11.00.33   | 28 M. REITERBERGER | On Asphalt - Re-Joined - Turn 4            |
| 11.07.38   | 91 L. HASLAM       | Technical Problem - Turn 1                 |
| 11.22.12   |                    | End Of Session                             |

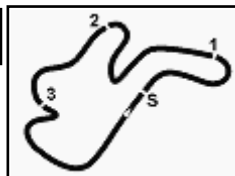
#### Fastest Laps Sequence

| No. | Rider     | Nat | Team                          | Bike             | Local Time   | Time            | Gap    | Avg     |
|-----|-----------|-----|-------------------------------|------------------|--------------|-----------------|--------|---------|
| 1   | J. REA    | GBR | Kawasaki Racing Team WorldSBK | Kawasaki ZX-10RR | 10:33'20.020 | <b>1'31.058</b> |        | 175,734 |
| 91  | L. HASLAM | GBR | Kawasaki Racing Team WorldSBK | Kawasaki ZX-10RR | 10:33'25.788 | <b>1'30.581</b> | -0.477 | 176,660 |
| 1   | J. REA    | GBR | Kawasaki Racing Team WorldSBK | Kawasaki ZX-10RR | 10:34'50.591 | <b>1'30.571</b> | -0.010 | 176,679 |
| 91  | L. HASLAM | GBR | Kawasaki Racing Team WorldSBK | Kawasaki ZX-10RR | 10:34'56.287 | <b>1'30.499</b> | -0.072 | 176,820 |
| 1   | J. REA    | GBR | Kawasaki Racing Team WorldSBK | Kawasaki ZX-10RR | 10:36'20.932 | <b>1'30.341</b> | -0.158 | 177,129 |

Start 10:30 End 11:22 The results are provisional until the end of the time limit for protests and appeals and the completion of the technical checks.

These data/results cannot be reproduced, stored and/or transmitted in whole or in part by any manner of electronic, mechanical, photocopying, recording, broadcasting or otherwise now known or herein after developed without the previous express consent by the copyright owner, except for reproduction in daily press and regular printed publications on sale to the public within 60 days of the event related to those data/results and always provided that copyright symbol appears together as follows below.

© DORNA WSBK ORGANIZATION Srl 2019



Phillip Island 4.445 m

## Yamaha Finance Australian Round, 22-24 February 2019 World Superbike - Best Sectors & Speed Free Practice 1st Session

| BEST LAP |                    |                      |          |
|----------|--------------------|----------------------|----------|
| 1        | 1 J. REA           | Kawasaki ZX-10RR     | 1'30.341 |
| 2        | 19 A. BAUTISTA     | Ducati Panigale V4 R | 1'30.362 |
| 3        | 91 L. HASLAM       | Kawasaki ZX-10RR     | 1'30.499 |
| 4        | 66 T. SYKES        | BMW S1000 RR         | 1'30.664 |
| 5        | 11 S. CORTESE      | Yamaha YZF R1        | 1'30.850 |
| 6        | 28 M. REITERBERGER | BMW S1000 RR         | 1'30.862 |
| 7        | 2 L. CAMIER        | Honda CBR1000RR      | 1'31.024 |
| 8        | 60 M. VAN DER MARK | Yamaha YZF R1        | 1'31.060 |
| 9        | 81 J. TORRES       | Kawasaki ZX-10RR     | 1'31.146 |
| 10       | 22 A. LOWES        | Yamaha YZF R1        | 1'31.285 |
| 11       | 7 C. DAVIES        | Ducati Panigale V4 R | 1'31.334 |
| 12       | 33 M. MELANDRI     | Yamaha YZF R1        | 1'31.355 |
| 13       | 54 T. RAZGATLIOGLU | Kawasaki ZX-10RR     | 1'31.599 |
| 14       | 36 L. MERCADO      | Kawasaki ZX-10RR     | 1'31.847 |
| 15       | 21 M. RINALDI      | Ducati Panigale V4 R | 1'31.855 |
| 16       | 23 R. KIYONARI     | Honda CBR1000RR      | 1'31.940 |
| 17       | 50 E. LAVERTY      | Ducati Panigale V4 R | 1'32.095 |
| 18       | 52 A. DELBIANCO    | Honda CBR1000RR      | 1'32.669 |
| 19       | 17 T. HERFOSS      | Honda CBR1000RR      | 1'34.324 |

| SPEED |                    |                            |
|-------|--------------------|----------------------------|
| 1     | 19 A. BAUTISTA     | Ducati Panigale V4 R 316,7 |
| 2     | 7 C. DAVIES        | Ducati Panigale V4 R 315,8 |
| 3     | 21 M. RINALDI      | Ducati Panigale V4 R 314,0 |
| 4     | 60 M. VAN DER MARK | Yamaha YZF R1 312,1        |
| 5     | 1 J. REA           | Kawasaki ZX-10RR 311,2     |
| 6     | 91 L. HASLAM       | Kawasaki ZX-10RR 310,3     |
| 7     | 81 J. TORRES       | Kawasaki ZX-10RR 310,3     |
| 8     | 22 A. LOWES        | Yamaha YZF R1 310,3        |
| 9     | 33 M. MELANDRI     | Yamaha YZF R1 309,5        |
| 10    | 11 S. CORTESE      | Yamaha YZF R1 307,7        |
| 11    | 50 E. LAVERTY      | Ducati Panigale V4 R 306,8 |
| 12    | 2 L. CAMIER        | Honda CBR1000RR 306,8      |
| 13    | 23 R. KIYONARI     | Honda CBR1000RR 305,9      |
| 14    | 36 L. MERCADO      | Kawasaki ZX-10RR 304,2     |
| 15    | 28 M. REITERBERGER | BMW S1000 RR 302,5         |
| 16    | 52 A. DELBIANCO    | Honda CBR1000RR 300,8      |
| 17    | 54 T. RAZGATLIOGLU | Kawasaki ZX-10RR 300,8     |
| 18    | 66 T. SYKES        | BMW S1000 RR 299,2         |
| 19    | 17 T. HERFOSS      | Honda CBR1000RR 293,5      |

| SEG. 1 |                    |        | SEG. 2 |                    |        | SEG. 3 |                    |        | SEG. 4 |                    |        |
|--------|--------------------|--------|--------|--------------------|--------|--------|--------------------|--------|--------|--------------------|--------|
| 1      | 1 J. REA           | 21.521 | 1      | 66 T. SYKES        | 26.081 | 1      | 66 T. SYKES        | 17.199 | 1      | 19 A. BAUTISTA     | 25.166 |
| 2      | 11 S. CORTESE      | 21.560 | 2      | 19 A. BAUTISTA     | 26.149 | 2      | 19 A. BAUTISTA     | 17.209 | 2      | 91 L. HASLAM       | 25.208 |
| 3      | 19 A. BAUTISTA     | 21.564 | 3      | 91 L. HASLAM       | 26.154 | 3      | 1 J. REA           | 17.265 | 3      | 1 J. REA           | 25.337 |
| 4      | 60 M. VAN DER MARK | 21.622 | 4      | 1 J. REA           | 26.193 | 4      | 11 S. CORTESE      | 17.291 | 4      | 81 J. TORRES       | 25.345 |
| 5      | 28 M. REITERBERGER | 21.697 | 5      | 81 J. TORRES       | 26.216 | 5      | 60 M. VAN DER MARK | 17.313 | 5      | 11 S. CORTESE      | 25.394 |
| 6      | 91 L. HASLAM       | 21.730 | 6      | 2 L. CAMIER        | 26.302 | 6      | 91 L. HASLAM       | 17.321 | 6      | 28 M. REITERBERGER | 25.460 |
| 7      | 2 L. CAMIER        | 21.738 | 7      | 60 M. VAN DER MARK | 26.314 | 7      | 28 M. REITERBERGER | 17.339 | 7      | 33 M. MELANDRI     | 25.535 |
| 8      | 66 T. SYKES        | 21.740 | 8      | 22 A. LOWES        | 26.338 | 8      | 81 J. TORRES       | 17.376 | 8      | 66 T. SYKES        | 25.561 |
| 9      | 7 C. DAVIES        | 21.750 | 9      | 28 M. REITERBERGER | 26.350 | 9      | 22 A. LOWES        | 17.381 | 9      | 21 M. RINALDI      | 25.563 |
| 10     | 22 A. LOWES        | 21.756 | 10     | 33 M. MELANDRI     | 26.353 | 10     | 2 L. CAMIER        | 17.394 | 10     | 2 L. CAMIER        | 25.581 |
| 11     | 33 M. MELANDRI     | 21.785 | 11     | 54 T. RAZGATLIOGLU | 26.359 | 11     | 54 T. RAZGATLIOGLU | 17.441 | 11     | 22 A. LOWES        | 25.598 |
| 12     | 81 J. TORRES       | 21.809 | 12     | 7 C. DAVIES        | 26.366 | 12     | 33 M. MELANDRI     | 17.491 | 12     | 60 M. VAN DER MARK | 25.614 |
| 13     | 23 R. KIYONARI     | 21.821 | 13     | 11 S. CORTESE      | 26.378 | 13     | 21 M. RINALDI      | 17.503 | 13     | 36 L. MERCADO      | 25.615 |
| 14     | 54 T. RAZGATLIOGLU | 21.896 | 14     | 50 E. LAVERTY      | 26.517 | 14     | 36 L. MERCADO      | 17.516 | 14     | 7 C. DAVIES        | 25.660 |
| 15     | 36 L. MERCADO      | 21.933 | 15     | 36 L. MERCADO      | 26.599 | 15     | 23 R. KIYONARI     | 17.546 | 15     | 23 R. KIYONARI     | 25.758 |
| 16     | 21 M. RINALDI      | 22.017 | 16     | 23 R. KIYONARI     | 26.629 | 16     | 7 C. DAVIES        | 17.553 | 16     | 52 A. DELBIANCO    | 25.760 |
| 17     | 52 A. DELBIANCO    | 22.030 | 17     | 21 M. RINALDI      | 26.739 | 17     | 50 E. LAVERTY      | 17.623 | 17     | 50 E. LAVERTY      | 25.784 |
| 18     | 50 E. LAVERTY      | 22.087 | 18     | 52 A. DELBIANCO    | 26.847 | 18     | 52 A. DELBIANCO    | 17.660 | 18     | 54 T. RAZGATLIOGLU | 25.814 |
| 19     | 17 T. HERFOSS      | 22.526 | 19     | 17 T. HERFOSS      | 27.260 | 19     | 17 T. HERFOSS      | 17.918 | 19     | 17 T. HERFOSS      | 26.429 |

22/02/2019

These data/results cannot be reproduced, stored and/or transmitted in whole or in part by any manner of electronic, mechanical, photocopying, recording, broadcasting or otherwise now known or herein after developed without the previous express consent by the copyright owner, except for reproduction in daily press and regular printed publications on sale to the public within 60 days of the event related to those data/results and always provided that copyright symbol appears together as follows below.

© DORNA WSBK ORGANIZATION Srl 2019

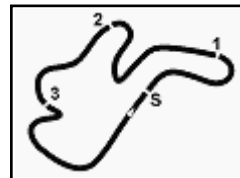
FICR PERUGIA TIMING



Official Tyre Supplier



Official Timekeeper



Phillip Island 4.445 m

## Yamaha Finance Australian Round, 22-24 February 2019 World Superbike - Ideal Times Free Practice 1st Session

| No.                       | Rider                     | Nat | Bike                 | Seg. 1           | Seg. 2           | Seg. 3           | Seg. 4                  | Ideal Time                  |      |       |
|---------------------------|---------------------------|-----|----------------------|------------------|------------------|------------------|-------------------------|-----------------------------|------|-------|
|                           |                           |     |                      | Diff. 1          | Diff. 2          | Diff. 3          | Diff. 4                 | Best Lap                    | Pos. | Diff. |
| 1                         | <b>19 A. BAUTISTA</b>     | ESP | Ducati Panigale V4 R | 21.564<br>+0.019 | 26.149           | 17.209<br>+0.056 | <b>25.166</b><br>+0.199 | <b>1'30.088</b><br>1'30.362 | 2    | 0.274 |
| 2                         | <b>1 J. REA</b>           | GBR | Kawasaki ZX-10RR     | <b>21.521</b>    | 26.193<br>+0.025 | 17.265           | 25.337                  | <b>1'30.316</b><br>1'30.341 | 1    | 0.025 |
| 3                         | <b>91 L. HASLAM</b>       | GBR | Kawasaki ZX-10RR     | 21.730<br>+0.025 | 26.154<br>+0.004 | 17.321           | 25.208<br>+0.057        | <b>1'30.413</b><br>1'30.499 | 3    | 0.086 |
| 4                         | <b>66 T. SYKES</b>        | GBR | BMW S1000 RR         | 21.740           | <b>26.081</b>    | <b>17.199</b>    | 25.561<br>+0.083        | <b>1'30.581</b><br>1'30.664 | 4    | 0.083 |
| 5                         | <b>11 S. CORTESE</b>      | GER | Yamaha YZF R1        | 21.560<br>+0.054 | 26.378           | 17.291           | 25.394<br>+0.173        | <b>1'30.623</b><br>1'30.850 | 5    | 0.227 |
| 6                         | <b>81 J. TORRES</b>       | ESP | Kawasaki ZX-10RR     | 21.809<br>+0.061 | 26.216<br>+0.055 | 17.376<br>+0.090 | 25.345<br>+0.194        | <b>1'30.746</b><br>1'31.146 | 9    | 0.400 |
| 7                         | <b>28 M. REITERBERGER</b> | GER | BMW S1000 RR         | 21.697           | 26.350<br>+0.004 | 17.339<br>+0.012 | 25.460                  | <b>1'30.846</b><br>1'30.862 | 6    | 0.016 |
| 8                         | <b>60 M. VAN DER MARK</b> | NED | Yamaha YZF R1        | 21.622<br>+0.116 | 26.314           | 17.313           | 25.614<br>+0.081        | <b>1'30.863</b><br>1'31.060 | 8    | 0.197 |
| 9                         | <b>2 L. CAMIER</b>        | GBR | Honda CBR1000RR      | 21.738<br>+0.009 | 26.302           | 17.394           | 25.581                  | <b>1'31.015</b><br>1'31.024 | 7    | 0.009 |
| 10                        | <b>22 A. LOWES</b>        | GBR | Yamaha YZF R1        | 21.756<br>+0.085 | 26.338<br>+0.118 | 17.381           | 25.598<br>+0.009        | <b>1'31.073</b><br>1'31.285 | 10   | 0.212 |
| 11                        | <b>33 M. MELANDRI</b>     | ITA | Yamaha YZF R1        | 21.785<br>+0.104 | 26.353<br>+0.078 | 17.491           | 25.535<br>+0.009        | <b>1'31.164</b><br>1'31.355 | 12   | 0.191 |
| 12                        | <b>7 C. DAVIES</b>        | GBR | Ducati Panigale V4 R | 21.750           | 26.366           | 17.553           | 25.660<br>+0.005        | <b>1'31.329</b><br>1'31.334 | 11   | 0.005 |
| 13                        | <b>54 T. RAZGATLIOGLU</b> | TUR | Kawasaki ZX-10RR     | 21.896<br>+0.070 | 26.359           | 17.441           | 25.814<br>+0.019        | <b>1'31.510</b><br>1'31.599 | 13   | 0.089 |
| 14                        | <b>36 L. MERCADO</b>      | ARG | Kawasaki ZX-10RR     | 21.933<br>+0.166 | 26.599<br>+0.018 | 17.516           | 25.615                  | <b>1'31.663</b><br>1'31.847 | 14   | 0.184 |
| 15                        | <b>23 R. KIYONARI</b>     | JPN | Honda CBR1000RR      | 21.821<br>+0.186 | 26.629           | 17.546           | 25.758                  | <b>1'31.754</b><br>1'31.940 | 16   | 0.186 |
| 16                        | <b>21 M. RINALDI</b>      | ITA | Ducati Panigale V4 R | 22.017           | 26.739<br>+0.033 | 17.503           | 25.563                  | <b>1'31.822</b><br>1'31.855 | 15   | 0.033 |
| 17                        | <b>50 E. LAVERTY</b>      | IRL | Ducati Panigale V4 R | 22.087           | 26.517           | 17.623           | 25.784<br>+0.084        | <b>1'32.011</b><br>1'32.095 | 17   | 0.084 |
| 18                        | <b>52 A. DELBIANCO</b>    | ITA | Honda CBR1000RR      | 22.030<br>+0.244 | 26.847           | 17.660<br>+0.128 | 25.760                  | <b>1'32.297</b><br>1'32.669 | 18   | 0.372 |
| 19                        | <b>17 T. HERFOSS</b>      | AUS | Honda CBR1000RR      | 22.526<br>+0.191 | 27.260           | 17.918           | 26.429                  | <b>1'34.133</b><br>1'34.324 | 19   | 0.191 |
| <b>Overall Ideal Time</b> |                           |     |                      | <b>21.521</b>    | <b>26.081</b>    | <b>17.199</b>    | <b>25.166</b>           | <b>1'29.967</b>             |      |       |

22/02/2019  
These data/results cannot be reproduced, stored and/or transmitted in whole or in part by any manner of electronic, mechanical, photocopying, recording, broadcasting or otherwise now known or herein after developed without the previous express consent by the copyright owner, except for reproduction in daily press and regular printed publications on sale to the public within 60 days of the event related to those data/results and always provided that copyright symbol appears together as follows below.  
© DORNA WSBK ORGANIZATION Srl 2019

FICR PERUGIA TIMING



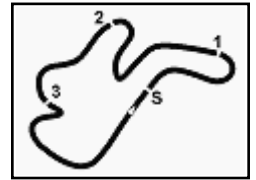
Official Tyre Supplier



Official Timekeeper







## Yamaha Finance Australian Round, 22-24 February 2019 World Superbike - Chronological Analysis Free Practice 1st Session

Phillip Island 4.445 m

2 / 4

|    |        |        |        |          |           |              |              |                                   |               |               |               |               |                 |              |              |
|----|--------|--------|--------|----------|-----------|--------------|--------------|-----------------------------------|---------------|---------------|---------------|---------------|-----------------|--------------|--------------|
| 6  | 21.805 | 26.363 | 17.426 | 25.618   | 1'31.212  | 300,8        | 10:39'10.569 | 18                                | 36.661        | 31.272        | 21.200        | 26.454        | 1'55.587P       | 11:17'16.573 |              |
| 7  | 21.780 | 26.457 | 17.525 | 25.761   | 1'31.523  | 300,0        | 10:40'42.092 | 19                                | 21.738        | <b>26.314</b> | <b>17.313</b> | 25.695        | <b>1'31.060</b> | 305,9        | 11:18'47.633 |
| 8  | 21.849 | 26.442 | 17.458 | 25.844   | 1'31.593  | 297,5        | 10:42'13.685 | 20                                | <b>21.622</b> | 26.400        | 17.447        | 25.850        | 1'31.319        | 301,7        | 11:20'18.952 |
| 9  | 21.861 | 26.526 | 17.484 | 25.922   | 1'31.793  | 295,9        | 10:43'45.478 | <b>9° 81 J. TORRES (1'31.146)</b> |               |               |               |               |                 |              |              |
| 10 | 21.829 | 26.443 | 17.510 | 25.987   | 1'31.769  | 295,9        | 10:45'17.247 | Lap                               | Seg.1         | Seg.2         | Seg.3         | Seg.4         | Lap Time        | km/h         | Local Time   |
| 11 | 24.235 | 27.736 | 18.512 | 26.157   | 1'36.640  | 295,9        | 10:46'53.887 | 1                                 |               |               |               |               |                 |              | 10:30'21.623 |
| 12 | 21.912 | 26.489 | 17.550 | 26.070   | 1'32.021  | 295,1        | 10:48'25.908 | 2                                 | 34.812        | 28.618        | 18.365        | 26.407        | 1'48.202P       |              | 10:32'09.825 |
| 13 | 22.330 | 27.005 | 18.188 | 8'22.110 | 9'29.633P | 292,7        | 10:57'55.541 | 3                                 | 22.262        | 26.702        | 17.597        | <b>25.345</b> | 1'31.906        | 304,2        | 10:33'41.731 |
| 14 | 34.161 | 28.074 | 18.657 | 26.451   | 1'47.343P |              | 10:59'42.884 | 4                                 | 21.889        | 26.527        | <b>17.376</b> | 25.518        | 1'31.310        | 306,8        | 10:35'13.041 |
| 15 | 21.924 | 26.307 | 18.568 | 26.788   | 1'42.351  | 295,9        | 11:01'25.235 | 5                                 | 21.891        | 26.831        | 20.619        | 26.122        | 1'35.463        | 307,7        | 10:36'48.504 |
| 16 | 22.001 | 26.454 | 17.483 | 26.004   | 1'31.942  | 295,9        | 11:02'57.177 | 6                                 | <b>21.809</b> | 26.544        | 17.401        | 25.682        | 1'31.436        | 306,8        | 10:38'19.940 |
| 17 | 21.925 | 27.399 | 17.985 | 26.123   | 1'33.432  | 296,7        | 11:04'30.609 | 7                                 | 21.813        | 26.490        | 17.479        | 25.516        | 1'31.298        | 305,9        | 10:39'51.238 |
| 18 | 21.879 | 26.948 | 17.646 | 26.136   | 1'32.609  | 298,3        | 11:06'03.218 | 8                                 | 21.889        | 26.456        | 17.572        | 25.488        | 1'31.405        | <b>310,3</b> | 10:41'22.643 |
| 19 | 22.066 | 26.955 | 17.720 | 26.310   | 1'33.051  | 297,5        | 11:07'36.269 | 9                                 | 21.851        | 26.573        | 17.477        | 25.522        | 1'31.423        | 308,6        | 10:42'54.066 |
| 20 | 22.897 | 27.848 | 18.631 | 4'41.714 | 5'51.090P | 296,7        | 11:13'27.359 | 10                                | <b>22.456</b> | 27.295        | 17.981        | 10'22.112     | 11'29.844P      | 308,6        | 10:54'23.910 |
| 21 | 33.466 | 28.223 | 22.476 | 26.887   | 1'51.052P |              | 11:15'18.411 | 11                                | 40.161        | 28.835        | 18.759        | 28.217        | 1'55.972P       |              | 10:56'19.882 |
| 22 | 22.109 | 27.765 | 18.119 | 2'01.788 | 3'09.781P | <b>302,5</b> | 11:18'28.192 | 12                                | 22.043        | 26.542        | 17.562        | 25.663        | 1'31.810        | 300,8        | 10:57'51.692 |
| 23 | 33.140 | 27.712 | 18.002 | 26.894   | 1'45.748P |              | 11:20'13.940 | 13                                | 21.867        | 26.410        | 17.625        | 25.681        | 1'31.583        | 301,7        | 10:59'23.275 |

| <b>7° 2 L. CAMIER (1'31.024)</b> |               |               |               |               |                 |              |              |
|----------------------------------|---------------|---------------|---------------|---------------|-----------------|--------------|--------------|
| Lap                              | Seg.1         | Seg.2         | Seg.3         | Seg.4         | Lap Time        | km/h         | Local Time   |
| 1                                |               |               |               |               |                 |              | 10:30'06.889 |
| 2                                | 33.536        | 28.758        | 18.213        | 25.960        | 1'46.467P       |              | 10:31'53.356 |
| 3                                | 21.889        | 26.333        | 17.497        | 25.762        | 1'31.481        | 303,4        | 10:33'24.837 |
| 4                                | 21.823        | 26.325        | 17.548        | 25.591        | 1'31.287        | 305,1        | 10:34'56.124 |
| 5                                | 23.170        | 27.074        | 17.789        | 26.028        | 1'34.061        | 305,9        | 10:36'30.185 |
| 6                                | 21.747        | <b>26.302</b> | <b>17.394</b> | <b>25.581</b> | <b>1'31.024</b> | <b>306,8</b> | 10:38'01.209 |
| 7                                | 21.903        | 26.304        | 17.538        | 25.727        | 1'31.472        | 305,9        | 10:39'32.681 |
| 8                                | 21.866        | 26.334        | 17.475        | 25.666        | 1'31.341        | 302,5        | 10:41'04.022 |
| 9                                | 22.292        | 29.066        | 18.420        | 13'22.647     | 14'32.425P      | 303,4        | 10:55'36.447 |
| 10                               | 35.656        | 27.635        | 17.800        | 25.855        | 1'46.946P       |              | 10:57'23.393 |
| 11                               | <b>21.738</b> | 35.806        | 17.695        | 28.036        | 1'43.275        | 303,4        | 10:59'06.668 |
| 12                               | 21.883        | 26.362        | 17.500        | 25.872        | 1'31.617        | 300,8        | 11:00'38.285 |
| 13                               | 21.851        | 26.477        | 17.617        | 25.880        | 1'31.825        | 302,5        | 11:02'10.110 |
| 14                               | 22.000        | 26.485        | 17.624        | 25.920        | 1'32.029        | 300,8        | 11:03'42.139 |
| 15                               | 21.902        | 26.507        | 17.598        | 25.830        | 1'31.837        | 300,0        | 11:05'13.976 |
| 16                               | 23.027        | 27.710        | 18.337        | 4'44.599      | 5'53.673P       | 302,5        | 11:11'07.649 |
| 17                               | 34.566        | 27.203        | 17.950        | 26.021        | 1'45.740P       |              | 11:12'53.389 |
| 18                               | 21.848        | 26.433        | 17.609        | 25.845        | 1'31.735        | 303,4        | 11:14'25.124 |
| 19                               | 22.032        | 26.543        | 17.637        | 25.912        | 1'32.124        | 305,1        | 11:15'57.248 |
| 20                               | 23.105        | 27.937        | 17.705        | 26.041        | 1'34.788        | 304,2        | 11:17'32.036 |
| 21                               | 22.016        | 26.598        | 18.392        | 26.522        | 1'33.528        | 305,1        | 11:19'05.566 |
| 22                               | 22.145        | 30.448        | 17.971        | 26.291        | 1'36.855        | 301,7        | 11:20'42.419 |

| <b>8° 60 M. VAN DER MARK (1'31.060)</b> |        |        |        |               |            |              |              |
|---|--------|--------|--------|---------------|------------|--------------|--------------|
| Lap                                     | Seg.1  | Seg.2  | Seg.3  | Seg.4         | Lap Time   | km/h         | Local Time   |
| 1                                       |        |        |        |               |            |              | 10:30'15.578 |
| 2                                       | 34.431 | 30.437 | 21.820 | 25.747        | 1'52.435P  |              | 10:32'08.013 |
| 3                                       | 22.283 | 26.493 | 17.380 | <b>25.614</b> | 1'31.770   | 310,3        | 10:33'39.783 |
| 4                                       | 21.792 | 26.516 | 17.508 | 25.659        | 1'31.475   | 305,9        | 10:35'11.258 |
| 5                                       | 21.706 | 26.486 | 17.521 | 25.724        | 1'31.437   | 305,9        | 10:36'42.695 |
| 6                                       | 21.732 | 27.196 | 17.757 | 25.818        | 1'32.503   | 305,1        | 10:38'15.198 |
| 7                                       | 25.170 | 28.970 | 17.565 | 10'14.695     | 11'26.400P | 303,4        | 10:49'41.598 |
| 8                                       | 32.854 | 26.941 | 17.726 | 26.039        | 1'43.560P  |              | 10:51'25.158 |
| 9                                       | 21.803 | 26.628 | 17.482 | 25.725        | 1'31.638   | 305,1        | 10:52'56.796 |
| 10                                      | 21.850 | 26.443 | 17.452 | 25.819        | 1'31.564   | <b>312,1</b> | 10:54'28.360 |
| 11                                      | 21.745 | 26.548 | 17.514 | 25.873        | 1'31.680   | 302,5        | 10:56'00.040 |
| 12                                      | 21.836 | 26.626 | 17.529 | 25.832        | 1'31.823   | 303,4        | 10:57'31.863 |
| 13                                      | 21.844 | 26.653 | 17.542 | 6'48.980      | 7'55.019P  | 301,7        | 11:05'26.882 |
| 14                                      | 34.663 | 27.594 | 17.529 | 25.871        | 1'45.657P  |              | 11:07'12.539 |
| 15                                      | 21.902 | 26.509 | 17.597 | 25.982        | 1'31.990   | 300,8        | 11:08'44.529 |
| 16                                      | 21.887 | 26.554 | 17.632 | 25.874        | 1'31.947   | 300,8        | 11:10'16.476 |
| 17                                      | 21.858 | 26.556 | 17.621 | 3'58.475      | 5'04.510P  | 301,7        | 11:15'20.986 |

| <b>10° 22 A. LOWES (1'31.285)</b> |               |               |               |               |                 |              |              |
|-----------------------------------|---------------|---------------|---------------|---------------|-----------------|--------------|--------------|
| Lap                               | Seg.1         | Seg.2         | Seg.3         | Seg.4         | Lap Time        | km/h         | Local Time   |
| 1                                 |               |               |               |               |                 |              | 10:30'04.046 |
| 2                                 | 35.585        | 27.314        | 17.846        | 3'30.285      | 4'51.030P       |              | 10:34'55.076 |
| 3                                 | 37.677        | 31.599        | 17.996        | 25.833        | 1'53.105P       |              | 10:36'48.181 |
| 4                                 | 21.841        | 26.456        | <b>17.381</b> | 25.607        | <b>1'31.285</b> | 306,8        | 10:38'19.466 |
| 5                                 | 21.934        | 26.589        | 17.559        | <b>25.598</b> | 1'31.680        | 309,5        | 10:39'51.146 |
| 6                                 | 21.770        | 26.399        | 17.522        | 25.658        | 1'31.349        | 308,6        | 10:41'22.495 |
| 7                                 | <b>21.756</b> | 26.430        | 17.458        | 25.803        | 1'31.447        | 308,6        | 10:42'53.942 |
| 8                                 | 21.892        | <b>26.338</b> | 17.482        | 25.707        | 1'31.419        | 308,6        | 10:44'25.361 |
| 9                                 | 21.854        | 26.375        | 18.253        | 6'27.241      | 7'33.723P       | 305,9        | 10:51'59.084 |
| 10                                | 41.706        | 33.006        | 19.812        | 26.341        | 2'00.865P       |              | 10:53'59.949 |
| 11                                | 22.157        | 26.644        | 17.693        | 25.871        | 1'32.365        | 302,5        | 10:55'32.314 |
| 12                                | 22.040        | 26.507        | 17.657        | 25.780        | 1'31.984        | 305,9        | 10:57'04.298 |
| 13                                | 21.915        | 26.557        | 17.647        | 25.809        | 1'31.928        | 305,9        | 10:58'36.226 |
| 14                                | 22.010        | 26.493        | 17.708        | 25.981        | 1'32.192        | 304,2        | 11:00'08.418 |
| 15                                | 21.971        | 26.534        | 17.493        | 25.791        | 1'31.789        | 301,7        | 11:01'40.207 |
| 16                                | 21.768        | 26.443        | 17.529        | 8'14.760      | 9'20.500P       | <b>310,3</b> | 11:11'00.707 |
| 17                                | 35.332        | 27.934        | 18.106        | 26.320        | 1'47.692P       |              | 11:12'48.399 |
| 18                                | 22.147        | 26.771        | 17.735        | 26.135        | 1'32.788        | 305,1        | 11:14'21.187 |
| 19                                | 22.198        | 26.633        | 17.756        | 26.104        | 1'32.691        | 305,1        | 11:15'53.878 |
| 20                                | 22.037        | 34.978        | 18.110        | 26.198        | 1'41.323        | 305,9        | 11:17'35.201 |
| 21                                | 22.002        | 26.962        | 17.798        | 26.146        | 1'32.908        | 305,1        | 11:19'08.109 |
| 22                                | 22.125        | 26.868        | 18.159        | 26.505        | 1'33.657        | 305,9        | 11:20'41.766 |

| <b>11° 7 C. DAVIES (1'31.334)</b> |        |        |        |               |           |       |              |
|-----------------------------------|--------|--------|--------|---------------|-----------|-------|--------------|
| Lap                               | Seg.1  | Seg.2  | Seg.3  | Seg.4         | Lap Time  | km/h  | Local Time   |
| 1                                 |        |        |        |               |           |       | 10:30'45.929 |
| 2                                 | 35.002 | 28.429 | 18.321 | 26.242        | 1'47.994P |       | 10:32'33.923 |
| 3                                 | 22.115 | 26.429 | 17.724 | 25.682        | 1'31.950  | 312,1 | 10:34'05.873 |
| 4                                 | 21.947 | 26.730 | 17.736 | 25.695        | 1'32.108  | 314,0 | 10:35'37.981 |
| 5                                 | 21.928 | 26.408 | 17.676 | 25.770        | 1'31.782  | 314,0 | 10:37'09.763 |
| 6                                 | 21.936 | 26.432 | 17.668 | <b>25.660</b> | 1'31.696  | 310,3 | 10:38'41.459 |
| 7                                 | 21.937 | 26.426 | 17.633 | 25.730        | 1'31.726  | 314,0 | 10:40'13.185 |

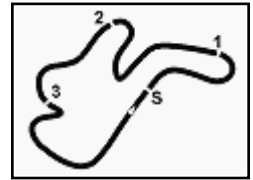
22/02/2019

P = Pits In/Out - C = Lap Time Cancelled

These data/results cannot be reproduced, stored and/or transmitted in whole or in part by any manner of electronic, mechanical, photocopying, recording, broadcasting or otherwise now known or herein after developed without the previous express consent by the copyright owner, except for reproduction in daily press and regular printed publications on sale to the public within 60 days of the event related to those data/results and always provided that copyright symbol appears together as follows below.

© DORNA WSBK ORGANIZATION Srl 2019





## Yamaha Finance Australian Round, 22-24 February 2019 World Superbike - Chronological Analysis Free Practice 1st Session

Phillip Island 4.445 m

3 / 4

|    |               |               |               |          |                 |              |              |    |        |        |        |        |          |       |              |
|----|---------------|---------------|---------------|----------|-----------------|--------------|--------------|----|--------|--------|--------|--------|----------|-------|--------------|
| 8  | 23.848        | 29.154        | 19.057        | 7'56.660 | 9'08.719P       | 312,1        | 10:49'21.904 | 20 | 22.245 | 26.646 | 17.742 | 26.063 | 1'32.696 | 299,2 | 11:21'03.812 |
| 9  | 32.646        | 27.806        | 17.924        | 26.110   | 1'44.486P       |              | 10:51'06.390 |    |        |        |        |        |          |       |              |
| 10 | 22.512        | 26.505        | 17.704        | 25.927   | 1'32.648        | 311,2        | 10:52'39.038 |    |        |        |        |        |          |       |              |
| 11 | 22.003        | 26.509        | 17.736        | 25.865   | 1'32.113        | 311,2        | 10:54'11.151 |    |        |        |        |        |          |       |              |
| 12 | 22.776        | 26.698        | 18.111        | 5'47.887 | 6'55.472P       | 312,1        | 11:01'06.623 |    |        |        |        |        |          |       |              |
| 13 | 34.676        | 27.682        | 18.171        | 26.332   | 1'46.861P       |              | 11:02'53.484 |    |        |        |        |        |          |       |              |
| 14 | 21.992        | 26.647        | 17.698        | 25.905   | 1'32.242        | 309,5        | 11:04'25.726 |    |        |        |        |        |          |       |              |
| 15 | 22.106        | 26.382        | 17.689        | 26.261   | 1'32.438        | 312,1        | 11:05'58.164 |    |        |        |        |        |          |       |              |
| 16 | 22.006        | 26.753        | 17.743        | 25.988   | 1'32.490        | 311,2        | 11:07'30.654 |    |        |        |        |        |          |       |              |
| 17 | 23.690        | 31.191        | 21.121        | 4'42.648 | 5'58.650P       | 310,3        | 11:13'29.304 |    |        |        |        |        |          |       |              |
| 18 | 33.297        | 27.819        | 18.868        | 27.898   | 1'47.882P       |              | 11:15'17.186 |    |        |        |        |        |          |       |              |
| 19 | <b>21.750</b> | <b>26.366</b> | <b>17.553</b> | 25.665   | <b>1'31.334</b> | <b>315,8</b> | 11:16'48.520 |    |        |        |        |        |          |       |              |
| 20 | 22.236        | 26.409        | 20.412        | 27.704   | 1'36.761        | 313,0        | 11:18'25.281 |    |        |        |        |        |          |       |              |
| 21 | 21.793        | 26.528        | 17.577        | 25.868   | 1'31.766        | 310,3        | 11:19'57.047 |    |        |        |        |        |          |       |              |
| 22 | 25.671        | 29.253        | 19.240        | 27.370   | 1'41.534        | 312,1        | 11:21'38.581 |    |        |        |        |        |          |       |              |

| 14° |       |       |       |       |          |      |              | 36 L. MERCADO (1'31.847) |               |               |               |               |                 |              |              |
|-----|-------|-------|-------|-------|----------|------|--------------|--------------------------|---------------|---------------|---------------|---------------|-----------------|--------------|--------------|
| Lap | Seg.1 | Seg.2 | Seg.3 | Seg.4 | Lap Time | km/h | Local Time   | Lap                      | Seg.1         | Seg.2         | Seg.3         | Seg.4         | Lap Time        | km/h         | Local Time   |
| 1   |       |       |       |       |          |      | 10:30'04.758 | 2                        | 35.150        | 29.480        | 19.143        | 27.299        | 1'51.072P       |              | 10:31'55.830 |
| 2   |       |       |       |       |          |      |              | 3                        | 22.281        | 26.903        | 17.646        | 25.886        | 1'32.716        | 301,7        | 10:33'28.546 |
| 3   |       |       |       |       |          |      |              | 4                        | 22.068        | 26.609        | 17.545        | 25.713        | 1'31.935        | 302,5        | 10:35'00.481 |
| 4   |       |       |       |       |          |      |              | 5                        | <b>21.933</b> | 26.600        | 17.642        | 25.731        | 1'31.906        | 302,5        | 10:36'32.387 |
| 5   |       |       |       |       |          |      |              | 6                        | 22.083        | <b>26.599</b> | 17.615        | 25.751        | 1'32.048        | 302,5        | 10:38'04.435 |
| 6   |       |       |       |       |          |      |              | 7                        | 24.838        | 30.658        | 17.562        | 25.824        | 1'38.882        | 300,8        | 10:39'43.317 |
| 7   |       |       |       |       |          |      |              | 8                        | 22.099        | 26.617        | <b>17.516</b> | <b>25.615</b> | <b>1'31.847</b> | <b>298,3</b> | 10:41'15.164 |
| 8   |       |       |       |       |          |      |              | 9                        | 22.365        | 27.152        | 17.776        | 11'56.185     | 1'30.478P       | <b>304,2</b> | 10:54'18.642 |
| 9   |       |       |       |       |          |      |              | 10                       | 41.517        | 27.426        | 18.229        | 26.080        | 1'53.252P       |              | 10:56'11.894 |
| 10  |       |       |       |       |          |      |              | 11                       | 22.113        | 26.761        | 17.615        | 25.874        | 1'32.363        | 296,7        | 10:57'44.257 |
| 11  |       |       |       |       |          |      |              | 12                       | 21.973        | 26.792        | 17.630        | 25.884        | 1'32.279        | 302,5        | 10:59'16.536 |
| 12  |       |       |       |       |          |      |              | 13                       | 21.951        | 26.690        | 17.610        | 25.795        | 1'32.046        | 299,2        | 11:00'48.582 |
| 13  |       |       |       |       |          |      |              | 14                       | 26.456        | 29.913        | 17.708        | 26.106        | 1'40.183        | 300,8        | 11:02'28.765 |
| 14  |       |       |       |       |          |      |              | 15                       | 22.098        | 26.798        | 17.611        | 25.960        | 1'32.467        | 296,7        | 11:04'01.232 |
| 15  |       |       |       |       |          |      |              | 16                       | 22.339        | 26.816        | 17.923        | 6'23.210      | 7'30.288P       | 297,5        | 11:11'31.520 |
| 16  |       |       |       |       |          |      |              | 17                       | 35.626        | 28.460        | 20.740        | 27.041        | 1'51.867P       |              | 11:13'23.387 |
| 17  |       |       |       |       |          |      |              | 18                       | 22.108        | 26.796        | 17.683        | 26.086        | 1'32.673        | 298,3        | 11:14'56.060 |
| 18  |       |       |       |       |          |      |              | 19                       | 22.384        | 27.192        | 17.958        | 2'06.068      | 3'13.602P       | 299,2        | 11:18'09.662 |
| 19  |       |       |       |       |          |      |              | 20                       | 33.580        | 26.809        | 17.755        | 25.974        | 1'44.118P       |              | 11:19'53.780 |
| 20  |       |       |       |       |          |      |              | 21                       | 22.175        | 26.726        | 17.567        | 25.891        | 1'32.359        | 291,9        | 11:21'26.139 |

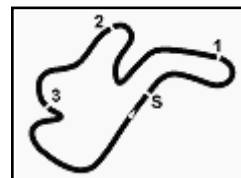
| 15° |       |       |       |       |          |      |              | 21 M. RINALDI (1'31.855) |               |               |               |               |                 |              |              |
|-----|-------|-------|-------|-------|----------|------|--------------|--------------------------|---------------|---------------|---------------|---------------|-----------------|--------------|--------------|
| Lap | Seg.1 | Seg.2 | Seg.3 | Seg.4 | Lap Time | km/h | Local Time   | Lap                      | Seg.1         | Seg.2         | Seg.3         | Seg.4         | Lap Time        | km/h         | Local Time   |
| 1   |       |       |       |       |          |      | 10:30'04.650 | 2                        | 45.042        | 32.193        | 18.585        | 27.440        | 2'03.260P       |              | 10:32'07.910 |
| 2   |       |       |       |       |          |      |              | 3                        | 22.225        | 27.098        | 17.726        | 25.613        | 1'32.662        | 313,0        | 10:33'40.572 |
| 3   |       |       |       |       |          |      |              | 4                        | <b>22.017</b> | 26.772        | <b>17.503</b> | <b>25.563</b> | <b>1'31.855</b> | <b>314,0</b> | 10:35'12.427 |
| 4   |       |       |       |       |          |      |              | 5                        | 22.171        | 27.014        | 19.704        | 28.012        | 1'36.901        | <b>314,0</b> | 10:36'49.328 |
| 5   |       |       |       |       |          |      |              | 6                        | 22.225        | 26.876        | 17.730        | 25.828        | 1'32.659        | 308,6        | 10:38'21.987 |
| 6   |       |       |       |       |          |      |              | 7                        | 22.187        | 26.980        | 17.726        | 10'02.791     | 1'10.684P       | 311,2        | 10:49'31.671 |
| 7   |       |       |       |       |          |      |              | 8                        | 38.846        | 28.190        | 18.263        | 26.353        | 1'51.652P       |              | 10:51'23.323 |
| 8   |       |       |       |       |          |      |              | 9                        | 22.369        | 27.154        | 17.824        | 25.928        | 1'33.275        | 307,7        | 10:52'56.598 |
| 9   |       |       |       |       |          |      |              | 10                       | 22.220        | 27.116        | 17.793        | 25.837        | 1'32.966        | 308,6        | 10:54'29.564 |
| 10  |       |       |       |       |          |      |              | 11                       | 22.059        | 26.830        | 17.807        | 25.819        | 1'32.515        | 310,3        | 10:56'02.079 |
| 11  |       |       |       |       |          |      |              | 12                       | 22.210        | 27.072        | 17.958        | 26.182        | 1'33.422        | 311,2        | 10:57'35.501 |
| 12  |       |       |       |       |          |      |              | 13                       | 22.129        | 27.297        | 17.940        | 25.975        | 1'33.341        | 307,7        | 10:59'08.842 |
| 13  |       |       |       |       |          |      |              | 14                       | 22.587        | 28.881        | 18.806        | 4'38.035      | 5'48.309P       | 307,7        | 11:04'57.151 |
| 14  |       |       |       |       |          |      |              | 15                       | 38.565        | 31.243        | 18.480        | 26.315        | 1'54.603P       |              | 11:06'51.754 |
| 15  |       |       |       |       |          |      |              | 16                       | 22.405        | 27.161        | 17.936        | 26.147        | 1'33.649        | 305,1        | 11:08'25.403 |
| 16  |       |       |       |       |          |      |              | 17                       | 22.171        | 27.140        | 18.090        | 25.970        | 1'33.371        | 305,9        | 11:09'58.774 |
| 17  |       |       |       |       |          |      |              | 18                       | 22.299        | 27.116        | 17.948        | 26.091        | 1'33.454        | 305,9        | 11:11'32.228 |
| 18  |       |       |       |       |          |      |              | 19                       | 22.877        | 28.611        | 18.648        | 5'06.154      | 6'16.290P       | 305,1        | 11:17'48.518 |
| 19  |       |       |       |       |          |      |              | 20                       | 35.113        | 27.657        | 18.087        | 26.160        | 1'47.017P       |              | 11:19'35.535 |
| 20  |       |       |       |       |          |      |              | 21                       | 22.038        | <b>26.739</b> | 17.715        | 25.856        | 1'32.348        | 307,7        | 11:21'07.883 |

| 16° |       |       |       |       |          |      |              | 23 R. KIYONARI (1'31.940) |               |               |               |               |                 |              |              |
|-----|-------|-------|-------|-------|----------|------|--------------|---------------------------|---------------|---------------|---------------|---------------|-----------------|--------------|--------------|
| Lap | Seg.1 | Seg.2 | Seg.3 | Seg.4 | Lap Time | km/h | Local Time   | Lap                       | Seg.1         | Seg.2         | Seg.3         | Seg.4         | Lap Time        | km/h         | Local Time   |
| 1   |       |       |       |       |          |      | 10:30'44.023 | 2                         | 38.966        | 29.027        | 18.684        | 26.334        | 1'53.011P       |              | 10:32'37.034 |
| 2   |       |       |       |       |          |      |              | 3                         | 22.864        | 27.187        | 17.979        | 26.143        | 1'34.173        | 285,0        | 10:34'11.207 |
| 3   |       |       |       |       |          |      |              | 4                         | 22.046        | 26.890        | 17.852        | 25.894        | 1'32.682        | <b>305,9</b> | 10:35'43.889 |
| 4   |       |       |       |       |          |      |              | 5                         | 22.128        | 26.830        | 17.711        | 25.912        | 1'32.581        | 305,1        | 10:37'16.470 |
| 5   |       |       |       |       |          |      |              | 6                         | 22.074        | 26.719        | 17.720        | 27.919        | 1'34.432        | 305,1        | 10:38'50.902 |
| 6   |       |       |       |       |          |      |              | 7                         | 21.974        | 26.693        | 17.671        | <b>25.758</b> | 1'32.096        | 304,2        | 10:40'22.998 |
| 7   |       |       |       |       |          |      |              | 8                         | 22.081        | 26.712        | 17.820        | 25.973        | 1'32.586        | 304,2        | 10:41'55.584 |
| 8   |       |       |       |       |          |      |              | 9                         | 22.007        | <b>26.629</b> | <b>17.546</b> | <b>25.758</b> | <b>1'31.940</b> | 300,8        | 10:43'27.524 |
| 9   |       |       |       |       |          |      |              | 10                        | <b>21.821</b> | 26.721        | 17.679        | 25.824        | 1'32.045        | 304,2        | 10:44'59.569 |
| 10  |       |       |       |       |          |      |              | 11                        | 22.635        | 27.232        | 18.142        | 9'18.631      | 10'26.640P      | 301,7        | 10:55'26.209 |

22/02/2019 P = Pits In/Out - C = Lap Time Cancelled

These data/results cannot be reproduced, stored and/or transmitted in whole or in part by any manner of electronic, mechanical, photocopying, recording, broadcasting or otherwise now known or herein after developed without the previous express consent by the copyright owner, except for reproduction in daily press and regular printed publications on sale to the public within 60 days of the event related to those data/results and always provided that copyright symbol appears together as follows below.

© DORNA WSBK ORGANIZATION Srl 2019



Phillip Island 4.445 m

4 / 4

## Yamaha Finance Australian Round, 22-24 February 2019 World Superbike - Chronological Analysis Free Practice 1st Session

|    |        |        |        |          |           |       |              |    |               |        |        |           |            |              |              |
|----|--------|--------|--------|----------|-----------|-------|--------------|----|---------------|--------|--------|-----------|------------|--------------|--------------|
| 12 | 40.652 | 28.218 | 18.155 | 26.402   | 1'53.427P |       | 10:57'19.636 | 9  | 36.587        | 31.769 | 19.126 | 29.748    | 1'57.230P  | 10:58'54.743 |              |
| 13 | 21.983 | 27.718 | 18.085 | 3'14.830 | 4'22.616P | 302,5 | 11:01'42.252 | 10 | <b>22.526</b> | 27.346 | 18.144 | 26.614    | 1'34.630   | <b>293,5</b> | 11:00'29.373 |
| 14 | 36.745 | 27.544 | 18.026 | 26.277   | 1'48.592P |       | 11:03'30.844 | 11 | 23.807        | 29.402 | 18.835 | 12'26.118 | 13'38.162P | 291,1        | 11:14'07.535 |
| 15 | 22.106 | 26.931 | 17.713 | 25.932   | 1'32.682  | 303,4 | 11:05'03.526 | 12 | 40.855        | 28.296 | 18.409 | 27.054    | 1'54.614P  |              | 11:16'02.149 |
| 16 | 21.995 | 26.706 | 17.717 | 25.974   | 1'32.392  | 305,1 | 11:06'35.918 |    |               |        |        |           |            |              |              |
| 17 | 21.944 | 26.652 | 17.700 | 26.345   | 1'32.641  | 305,1 | 11:08'08.559 |    |               |        |        |           |            |              |              |
| 18 | 22.089 | 26.775 | 17.765 | 25.916   | 1'32.545  | 300,8 | 11:09'41.104 |    |               |        |        |           |            |              |              |
| 19 | 22.706 | 27.384 | 18.347 | 4'35.376 | 5'43.813P | 305,1 | 11:15'24.917 |    |               |        |        |           |            |              |              |
| 20 | 38.280 | 27.904 | 18.641 | 26.702   | 1'51.527P |       | 11:17'16.444 |    |               |        |        |           |            |              |              |
| 21 | 22.384 | 27.118 | 17.828 | 26.115   | 1'33.445  | 301,7 | 11:18'49.889 |    |               |        |        |           |            |              |              |
| 22 | 22.108 | 27.372 | 17.958 | 26.393   | 1'33.831  | 303,4 | 11:20'23.720 |    |               |        |        |           |            |              |              |

### 17° 50 E. LAVERTY (1'32.095)

| Lap | Seg.1         | Seg.2         | Seg.3         | Seg.4         | Lap Time        | km/h         | Local Time   |
|-----|---------------|---------------|---------------|---------------|-----------------|--------------|--------------|
| 1   |               |               |               |               |                 |              | 10:30'03.944 |
| 2   | 35.619        | 29.496        | 19.161        | 6'20.586      | 7'44.862P       |              | 10:37'48.806 |
| 3   | 40.752        | 31.512        | 18.859        | 26.790        | 1'57.913P       |              | 10:39'46.719 |
| 4   | 22.826        | 27.080        | 17.969        | 26.061        | 1'33.936        | 303,4        | 10:41'20.655 |
| 5   | 22.334        | 26.972        | 17.897        | 26.035        | 1'33.238        | 302,5        | 10:42'53.893 |
| 6   | 22.359        | 26.886        | 17.777        | 25.955        | 1'32.977        | 303,4        | 10:44'26.870 |
| 7   | 22.259        | 26.784        | 17.711        | 25.944        | 1'32.698        | 305,9        | 10:45'59.568 |
| 8   | 23.122        | 28.114        | 18.599        | 7'06.169      | 8'16.004P       | 302,5        | 10:54'15.572 |
| 9   | 37.931        | 28.964        | 18.526        | 26.366        | 1'51.787P       |              | 10:56'07.359 |
| 10  | 22.419        | 27.074        | 17.858        | 26.272        | 1'33.623        | <b>306,8</b> | 10:57'40.982 |
| 11  | 22.180        | 26.644        | 17.735        | 25.884        | 1'32.443        | 305,1        | 10:59'13.425 |
| 12  | 22.093        | 26.578        | 17.809        | 25.906        | 1'32.386        | 305,9        | 11:00'45.811 |
| 13  | 22.841        | 27.507        | 18.555        | 7'23.504      | 8'32.407P       | 303,4        | 11:09'18.218 |
| 14  | 38.206        | 28.400        | 18.898        | 26.535        | 1'52.039P       |              | 11:11'10.257 |
| 15  | 22.180        | 26.556        | 17.737        | <b>25.784</b> | 1'32.257        | 305,1        | 11:12'42.514 |
| 16  | <b>22.087</b> | <b>26.517</b> | <b>17.623</b> | 25.868        | <b>1'32.095</b> | 304,2        | 11:14'14.609 |
| 17  | 22.140        | 26.601        | 17.898        | 25.921        | 1'32.560        | 305,1        | 11:15'47.169 |
| 18  | 25.412        | 30.337        | 18.889        | 26.430        | 1'41.068        | 302,5        | 11:17'28.237 |
| 19  | 22.094        | 26.604        | 17.852        | 25.907        | 1'32.457        | 305,1        | 11:19'00.694 |
| 20  | 22.115        | 26.572        | 17.756        | 25.942        | 1'32.385        | 305,9        | 11:20'33.079 |

### 18° 52 A. DELBIANCO (1'32.669)

| Lap | Seg.1         | Seg.2         | Seg.3         | Seg.4         | Lap Time        | km/h         | Local Time   |
|-----|---------------|---------------|---------------|---------------|-----------------|--------------|--------------|
| 1   |               |               |               |               |                 |              | 10:30'04.794 |
| 2   | 35.241        | 29.453        | 18.815        | 4'48.233      | 6'11.742P       |              | 10:36'16.536 |
| 3   | 35.635        | 28.995        | 17.908        | 26.002        | 1'48.540P       |              | 10:38'05.076 |
| 4   | 22.543        | 27.193        | 19.921        | 28.971        | 1'38.628        | 296,7        | 10:39'43.704 |
| 5   | <b>22.030</b> | 26.876        | <b>17.660</b> | 16'15.156     | 17'21.722P      | <b>300,8</b> | 10:57'05.426 |
| 6   | 34.837        | 29.699        | 18.045        | 25.957        | 1'48.538P       |              | 10:58'53.964 |
| 7   | 22.274        | <b>26.847</b> | 17.788        | <b>25.760</b> | <b>1'32.669</b> | 291,1        | 11:00'26.633 |
| 8   | 22.232        | 27.644        | 18.141        | 26.999        | 1'35.016        | 292,7        | 11:02'01.649 |
| 9   | 23.279        | 32.790        | 18.689        | 26.058        | 1'40.816        | 283,5        | 11:03'42.465 |
| 10  | 22.247        | 27.010        | 17.978        | 4'11.697      | 5'18.932P       | 291,9        | 11:09'01.397 |
| 11  | 33.930        | 30.558        | 23.117        | 26.987        | 1'54.592P       |              | 11:10'55.989 |
| 12  | 22.513        | 27.229        | 17.974        | 26.417        | 1'34.133        | 287,2        | 11:12'30.122 |
| 13  | 25.108        | 34.652        | 19.079        | 26.441        | 1'45.280        | 260,9        | 11:14'15.402 |
| 14  | 22.152        | 26.996        | 17.798        | 26.143        | 1'33.089        | 291,1        | 11:15'48.491 |
| 15  | 24.983        | 31.892        | 19.511        | 26.084        | 1'42.470        | 286,5        | 11:17'30.961 |

### 19° 17 T. HERFOSS (1'34.324)

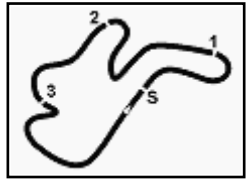
| Lap | Seg.1  | Seg.2         | Seg.3         | Seg.4         | Lap Time        | km/h  | Local Time   |
|-----|--------|---------------|---------------|---------------|-----------------|-------|--------------|
| 1   |        |               |               |               |                 |       | 10:32'33.329 |
| 2   | 38.517 | 30.329        | 18.376        | 27.183        | 1'54.405P       |       | 10:34'27.734 |
| 3   | 22.717 | <b>27.260</b> | <b>17.918</b> | <b>26.429</b> | <b>1'34.324</b> | 289,5 | 10:36'02.058 |
| 4   | 22.682 | 27.284        | 18.024        | 26.584        | 1'34.574        | 289,5 | 10:37'36.632 |
| 5   | 22.705 | 27.285        | 18.397        | 6'45.062      | 7'53.449P       | 287,2 | 10:45'30.081 |
| 6   | 35.128 | 28.392        | 18.345        | 26.845        | 1'48.710P       |       | 10:47'18.791 |
| 7   | 22.860 | 27.324        | 18.024        | 26.763        | 1'34.971        | 287,2 | 10:48'53.762 |
| 8   | 25.029 | 29.273        | 19.132        | 6'50.317      | 8'03.751P       | 286,5 | 10:56'57.513 |

22/02/2019 P = Pits In/Out - C = Lap Time Cancelled

These data/results cannot be reproduced, stored and/or transmitted in whole or in part by any manner of electronic, mechanical, photocopying, recording, broadcasting or otherwise now known or herein after developed without the previous express consent by the copyright owner, except for reproduction in daily press and regular printed publications on sale to the public within 60 days of the event related to those data/results and always provided that copyright symbol appears together as follows below.

© DORNA WSBK ORGANIZATION Srl 2019

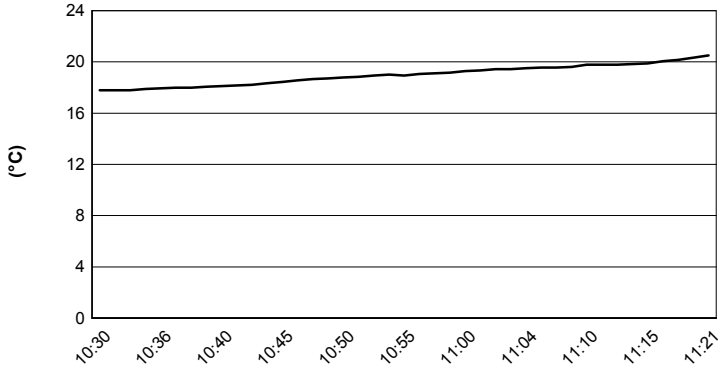




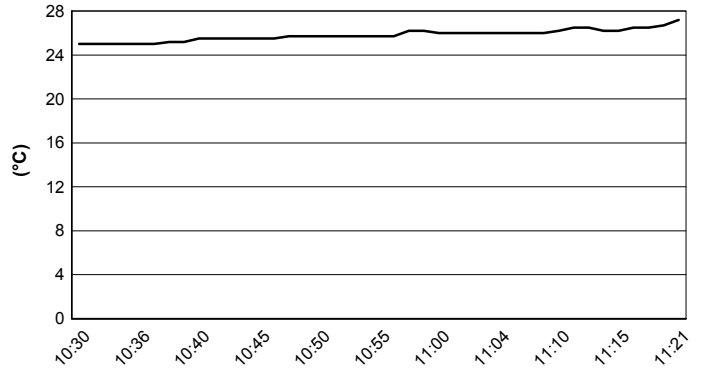
Phillip Island 4.445 m

**Yamaha Finance Australian Round, 22-24 February 2019**  
**World Superbike - Weather Report Free Practice 1st Session**  
 Session started 10:30 - Session ended 11:22

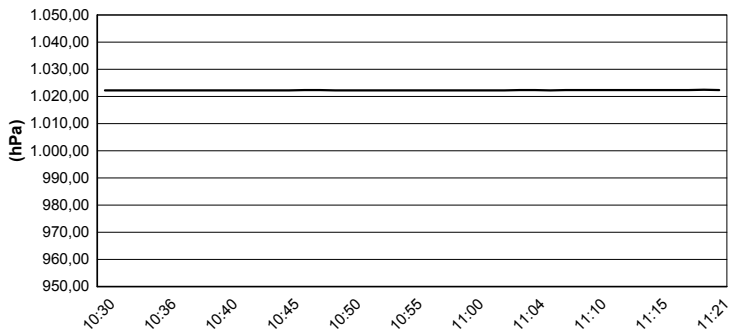
### Air Temperature



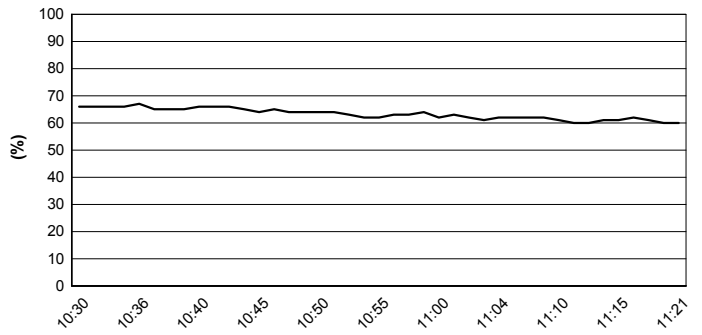
### Track Temperature



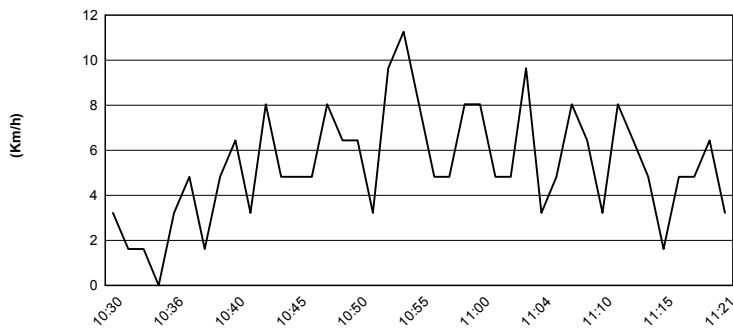
### Air Pressure



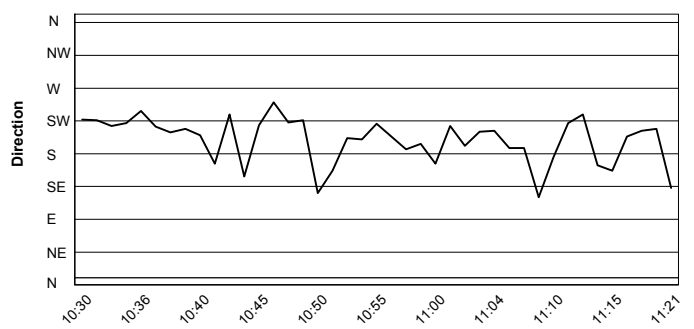
### Humidity



### Wind Speed



### Wind Direction



22/02/2019

These data/results cannot be reproduced, stored and/or transmitted in whole or in part by any manner of electronic, mechanical, photocopying, recording, broadcasting or otherwise now known or herein after developed without the previous express consent by the copyright owner, except for reproduction in daily press and regular printed publications on sale to the public within 60 days of the event related to those data/results and always provided that copyright symbol appears together as follows below.

© DORNA WSBK ORGANIZATION Srl 2019