SUPERSPORT FIM WORLD CHAMPIONSHIP

2.5

WorldSSP

102/01

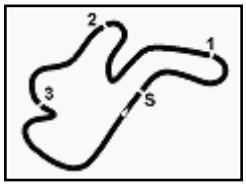

Phillip Island 4.445 m

Yamaha Finance Australian Round, 22-24 February 2019

World Supersport - Chronological Analysis Free Practice 2nd Session

1° 16 J. CLUZEL (1'33.208)

Lap	Seg.1	Seg.2	Seg.3	Seg.4	Lap Time	km/h	Local Time
1							16:00'05.178
2	34.821	28.269	18.104	1'29.805	2'50.999P		16:02'56.177
3	33.429	28.078	18.119	26.934	1'46.560P		16:04'42.737
4	22.835	27.429	17.964	26.738	1'34.966	262,1	16:06'17.703
5	22.837	27.335	18.047	27.035	1'35.254	261,5	16:07'52.957
6	22.775	27.336	18.080	26.773	1'34.964	262,8	16:09'27.921
7	22.683	27.389	18.009	26.752	1'34.833	263,4	16:11'02.754
8	22.784	39.856	18.741	26.906	1'48.287	264,1	16:12'51.041
9	22.691	27.468	17.899	15'17.748	16'25.806P	265,4	16:29'16.847
10	40.835	39.845	18.247	27.019	2'05.946P		16:31'22.793
11	22.727	27.200	17.884	26.555	1'34.366	262,8	16:32'57.159
12	22.641	27.125	17.923	26.863	1'34.552	260,9	16:34'31.711
13	24.027	28.256	18.095	27.238	1'37.616	260,9	16:36'09.327
14	22.649	27.154	17.842	2'03.767	3'11.412P	264,1	16:39'20.739
15	37.915	44.569	18.660	26.392	2'07.536P		16:41'28.275
16	22.394	**26.905**	**17.692**	**26.217**	**1'33.208**	265,4	16:43'01.483
17	**22.387**	27.311	18.575	27.237	1'35.510	**266,7**	16:44'36.993
18	22.471	27.101	17.789	26.267	1'33.628	266,0	16:46'10.621

2° 64 F. CARICASULO (1'33.335)

Lap	Seg.1	Seg.2	Seg.3	Seg.4	Lap Time	km/h	Local Time
1							16:00'04.555
2	34.039	27.459	17.894	13'52.694	15'12.086P		16:15'16.641
3	37.866	27.575	18.063	27.012	1'50.516P		16:17'07.157
4	22.971	27.604	17.892	26.606	1'35.073	263,4	16:18'42.230
5	22.744	27.089	17.900	26.541	1'34.274	263,4	16:20'16.504
6	22.722	27.346	17.889	26.441	1'34.398	262,8	16:21'50.902
7	22.649	26.993	17.970	26.420	1'34.032	264,7	16:23'24.934
8	22.664	26.993	17.936	26.639	1'34.232	265,4	16:24'59.166
9	22.803	27.060	17.993	26.436	1'34.292	264,1	16:26'33.458
10	23.638	30.027	19.056	8'44.169	9'56.890P	264,1	16:36'30.348
11	35.235	28.583	17.895	26.302	1'48.015P		16:38'18.363
12	22.638	**26.765**	**17.782**	26.322	1'33.507	263,4	16:39'51.870
13	**22.488**	26.856	17.803	**26.188**	**1'33.335**	263,4	16:41'25.205
14	22.572	26.911	17.828	26.345	1'33.656	263,4	16:42'58.861
15	22.699	26.956	17.833	26.231	1'33.719	264,1	16:44'32.580
16	22.719	27.094	18.140	27.467	1'35.420	**266,0**	16:46'08.000

3° 21 R. KRUMMENACHER (1'33.536)

Lap	Seg.1	Seg.2	Seg.3	Seg.4	Lap Time	km/h	Local Time
1							16:00'09.540
2	32.978	28.353	18.933	29.583	1'49.847P		16:01'59.387
3	22.889	28.241	18.153	26.511	1'35.794	**270,7**	16:03'35.181
4	22.752	27.581	18.072	26.489	1'34.894	268,0	16:05'10.075
5	22.617	27.175	17.847	11'12.556	12'20.195P	266,7	16:17'30.270
6	36.112	29.449	18.106	27.166	1'50.833P		16:19'21.103
7	22.694	27.000	17.650	26.429	1'33.773	261,5	16:20'54.876
8	22.515	27.027	17.786	26.506	1'33.834	262,8	16:22'28.710
9	22.478	27.137	17.717	26.492	1'33.824	262,8	16:24'02.534
10	22.528	28.311	18.050	26.692	1'35.581	262,8	16:25'38.115
11	22.504	27.147	17.779	26.574	1'34.004	262,1	16:27'12.119
12	22.615	27.223	17.797	26.618	1'34.253	262,1	16:28'46.372
13	22.607	27.222	17.818	4'03.312	5'10.959P	262,1	16:33'57.331
14	36.531	28.232	18.017	26.618	1'49.398P		16:35'46.729
15	**22.474**	27.014	**17.635**	**26.413**	**1'33.536**	262,1	16:37'20.265
16	22.580	**26.983**	17.677	26.448	1'33.688	260,9	16:38'53.953
17	22.526	27.112	17.708	26.505	1'33.851	261,5	16:40'27.804
18	22.537	27.122	17.725	26.522	1'33.906	263,4	16:42'01.710
19	22.569	26.995	17.787	26.558	1'33.909	260,9	16:43'35.619
20	22.515	27.116	17.724	26.531	1'33.886	263,4	16:45'09.505

4° 44 L. MAHIAS (1'33.607)

Lap	Seg.1	Seg.2	Seg.3	Seg.4	Lap Time	km/h	Local Time
1							16:01'36.648
2	34.276	28.310	18.050	27.178	1'47.814P		16:03'24.462
3	22.827	27.754	18.015	26.903	1'35.499	257,8	16:04'59.961
4	22.818	27.560	17.938	26.609	1'34.925	258,4	16:06'34.886
5	22.887	27.478	17.931	26.707	1'35.003	259,0	16:08'09.889
6	22.985	27.588	18.078	26.817	1'35.468	257,8	16:09'45.357
7	24.984	28.687	18.395	12'09.919	13'21.985P	256,5	16:23'07.342
8	33.923	27.559	18.070	26.730	1'46.282P		16:24'53.624
9	22.738	27.253	17.934	26.531	1'34.456	257,8	16:26'28.080
10	22.694	27.511	17.906	26.746	1'34.857	259,6	16:28'02.937
11	22.763	27.609	17.944	26.757	1'35.073	259,0	16:29'38.010
12	25.742	28.458	18.576	7'04.219	8'16.995P	257,1	16:37'55.005
13	45.223	28.605	17.749	26.462	1'58.039P		16:39'53.044
14	**22.498**	**27.086**	**17.649**	**26.374**	**1'33.607**	261,5	16:41'26.651
15	22.631	27.294	17.844	26.413	1'34.182	**262,1**	16:43'00.833
16	22.675	27.425	17.877	26.562	1'34.539	261,5	16:44'35.372
17	22.881	27.399	17.902	26.690	1'34.872	260,2	16:46'10.244

5° 3 R. DE ROSA (1'33.737)

Lap	Seg.1	Seg.2	Seg.3	Seg.4	Lap Time	km/h	Local Time
1							16:00'47.311
2	37.286	29.571	18.833	27.644	1'53.334P		16:02'40.645
3	22.818	27.221	18.108	26.776	1'34.923	259,0	16:04'15.568
4	22.795	27.227	18.027	26.616	1'34.665	262,1	16:05'50.233
5	22.695	27.475	18.047	26.553	1'34.770	264,1	16:07'25.003
6	22.679	27.106	18.028	26.615	1'34.428	263,4	16:08'59.431
7	22.754	27.118	18.084	26.665	1'34.621	**266,0**	16:10'34.052
8	22.956	27.285	17.998	26.721	1'34.960	262,1	16:12'09.012
9	22.945	27.724	18.392	1'39.816	2'48.877P	257,8	16:14'57.889
10	34.535	28.411	18.116	26.713	1'47.775P		16:16'45.664
11	22.607	27.132	17.891	26.452	1'34.082	262,1	16:18'19.746
12	22.635	27.139	17.940	26.538	1'34.252	262,1	16:19'53.998
13	22.604	27.060	18.106	26.611	1'34.381	262,1	16:21'28.379
14	23.078	27.811	18.523	7'42.996	8'52.408P	263,4	16:30'20.787
15	35.796	28.438	18.184	26.483	1'48.901P		16:32'09.688
16	22.669	**26.965**	**17.764**	26.340	1'33.738	260,2	16:33'43.426
17	22.541	27.004	17.860	26.402	1'33.807	260,2	16:35'17.233
18	22.624	27.269	17.945	26.551	1'34.389	262,8	16:36'51.622
19	22.684	27.059	17.925	26.433	1'34.101	258,4	16:38'25.723
20	22.525	27.023	17.814	26.375	**1'33.737**	262,1	16:39'59.460
21	22.575	27.097	17.964	26.298	1'33.934	262,8	16:41'33.394
22	**22.521**	27.008	17.877	26.363	1'33.769	262,8	16:43'07.163
23	22.592	27.069	17.915	**26.280**	1'33.856	262,8	16:44'41.019
24	22.546	27.046	17.966	26.338	1'33.896	262,8	16:46'14.915

6° 22 F. FULIGNI (1'34.098)

Lap	Seg.1	Seg.2	Seg.3	Seg.4	Lap Time	km/h	Local Time
1							16:01'04.218
2	36.641	28.760	18.494	28.064	1'51.959P		16:02'56.177
3	23.239	28.182	18.307	26.819	1'36.547	259,0	16:04'32.724
4	22.982	38.642	18.253	26.790	1'46.667	261,5	16:06'19.391
5	22.879	27.444	18.074	26.571	1'34.968	261,5	16:07'54.359
6	22.805	27.394	18.083	26.476	1'34.758	264,1	16:09'29.117
7	22.765	27.363	17.907	26.478	1'34.513	264,7	16:11'03.630
8	22.857	27.729	18.041	26.585	1'35.212	266,0	16:12'38.842
9	22.767	27.372	17.967	26.491	1'34.597	262,1	16:14'13.439
10	23.627	29.131	18.274	7'00.604	8'11.636P	261,5	16:22'25.075
11	39.968	28.751	18.437	26.827	1'53.983P		16:24'19.058
12	22.893	27.808	18.121	26.873	1'35.695	260,9	16:25'54.753
13	22.846	27.501	18.128	3'19.943	4'28.418P	261,5	16:30'23.171
14	34.996	27.871	18.129	26.649	1'47.645P		16:32'10.816

22/02/2019 P = Pits In/Out - C = Lap Time Cancelled

These data/results cannot be reproduced, stored and/or transmitted in whole or in part by any manner of electronic, mechanical, photocopying, recording, broadcasting or otherwise now known or herein after developed without the previous express consent by the copyright owner, except for reproduction in daily press and regular printed publications on sale to the public within 60 days of the event related to those data/results and always provided that copyright symbol appears together as follows below.
© DORNA WSBK ORGANIZATION Srl 2019

PIRELLI Official Tyre Supplier

TISSOT SWISS WATCHES SINCE 1853 Official Timekeeper

SUPERSPORT FIM WORLD CHAMPIONSHIP

2.5

WorldSSP

102/01

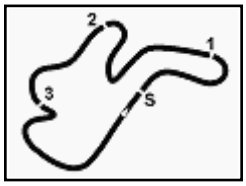

Phillip Island 4.445 m

Yamaha Finance Australian Round, 22-24 February 2019

World Supersport - Chronological Analysis Free Practice 2nd Session

15	22.800	27.295	18.093	26.595	1'34.783	262,8	16:33'45.599
16	22.738	27.336	18.067	26.442	1'34.583	262,8	16:35'20.182
17	22.624	**27.127**	17.950	26.534	1'34.235	263,4	16:36'54.417
18	22.601	27.164	17.910	26.423	**1'34.098**	262,8	16:38'28.515
19	**22.537**	27.431	18.021	26.544	1'34.533	262,8	16:40'03.048
20	22.754	27.259	18.008	26.475	1'34.496	263,4	16:41'37.544
21	22.697	27.574	18.025	**26.365**	1'34.661	264,7	16:43'12.205
22	22.687	27.302	18.075	27.003	1'35.067	**266,7**	16:44'47.272
23	22.620	27.263	**17.887**	26.368	1'34.138	266,0	16:46'21.410

7° 80 H. BARBERA (1'34.404)

Lap	Seg.1	Seg.2	Seg.3	Seg.4	Lap Time	km/h	Local Time
1							16:00'05.101
2	34.439	28.098	18.082	32.063	1'52.682P		16:01'57.783
3	23.407	31.736	19.661	27.520	1'42.324	256,5	16:03'40.107
4	**22.670**	27.569	18.071	**26.246**	1'34.556	264,7	16:05'14.663
5	22.904	27.517	18.051	26.512	1'34.984	**268,7**	16:06'49.647
6	22.866	27.539	18.073	26.383	1'34.861	260,9	16:08'24.508
7	22.777	27.537	18.034	26.471	1'34.819	262,8	16:09'59.327
8	22.719	27.528	17.993	26.560	1'34.800	262,8	16:11'34.127
9	23.919	28.954	18.342	8'01.097	9'12.312P	260,9	16:20'46.439
10	34.220	29.019	19.027	27.064	1'49.330P		16:22'35.769
11	23.406	36.273	18.869	32.372	1'50.920	259,6	16:24'26.689
12	23.069	28.045	18.339	9'43.741	10'53.194P	267,3	16:35'19.883
13	35.815	33.070	23.112	28.788	2'00.785P		16:37'20.668
14	22.748	27.353	**17.962**	26.406	1'34.469	261,5	16:38'55.137
15	22.684	**27.158**	18.002	26.560	**1'34.404**	260,9	16:40'29.541
16	25.400	30.434	18.220	26.970	1'41.024	260,9	16:42'10.565
17	22.755	27.513	18.070	26.853	1'35.191	262,8	16:43'45.756
18	22.804	27.505	18.027	26.523	1'34.859	260,9	16:45'20.615

8° 36 T. GRADINGER (1'34.416)

Lap	Seg.1	Seg.2	Seg.3	Seg.4	Lap Time	km/h	Local Time
1							16:00'10.234
2	33.377	27.886	18.345	28.573	1'48.181P		16:01'58.415
3	23.182	27.651	17.980	26.987	1'35.800	**266,7**	16:03'34.215
4	22.900	27.502	18.093	26.693	1'35.188	261,5	16:05'09.403
5	22.823	27.293	18.034	26.618	1'34.768	262,1	16:06'44.171
6	25.568	28.472	18.113	26.849	1'39.002	262,1	16:08'23.173
7	22.802	27.203	17.921	26.662	1'34.588	263,4	16:09'57.761
8	22.891	27.304	18.123	8'15.408	9'23.726P	262,1	16:19'21.487
9	37.981	28.159	19.295	27.177	1'52.612P		16:21'14.099
10	22.846	27.355	18.070	26.678	1'34.949	261,5	16:22'49.048
11	22.791	27.257	17.945	26.660	1'34.653	262,8	16:24'23.701
12	22.788	27.285	18.079	8'20.193	9'28.345P	262,1	16:33'52.046
13	46.018	27.940	18.044	26.681	1'58.683P		16:35'50.729
14	22.706	27.199	17.937	26.590	1'34.432	260,9	16:37'25.161
15	22.864	27.372	17.940	**26.445**	1'34.621	259,0	16:38'59.782
16	**22.691**	27.323	**17.838**	26.564	**1'34.416**	259,6	16:40'34.198
17	23.044	27.827	18.097	26.791	1'35.759	260,2	16:42'09.957
18	22.783	27.317	17.922	26.654	1'34.676	260,2	16:43'44.633
19	22.809	**27.194**	18.009	26.595	1'34.607	260,9	16:45'19.240

9° 32 I. VINALES (1'34.456)

Lap	Seg.1	Seg.2	Seg.3	Seg.4	Lap Time	km/h	Local Time
1							16:00'13.707
2	33.695	27.870	18.579	26.930	1'47.074P		16:02'00.781
3	22.973	27.568	18.111	26.982	1'35.634	262,8	16:03'36.415
4	22.765	27.162	18.026	26.607	1'34.560	**266,7**	16:05'10.975
5	**22.702**	27.230	17.995	26.529	**1'34.456**	**266,7**	16:06'45.431
6	23.182	32.216	18.170	12'44.980	13'58.548P	**266,7**	16:20'43.979
7	36.074	31.379	18.643	27.323	1'53.419P		16:22'37.398
8	23.003	33.863	18.458	33.587	1'48.911	258,4	16:24'26.309
9	22.870	37.019	18.392	28.687	1'46.968	262,8	16:26'13.277
10	23.069	27.231	18.105	26.970	1'35.375	255,9	16:27'48.652
11	23.044	46.550	18.449	27.726	1'55.769	256,5	16:29'44.421
12	23.007	27.263	18.143	26.832	1'35.245	257,1	16:31'19.666
13	23.262	27.814	18.343	4'40.896	5'50.315P	256,5	16:37'09.981
14	41.606	27.784	18.161	**26.509**	1'54.060P		16:39'04.041
15	22.790	35.357	18.151	27.558	1'43.856	261,5	16:40'47.897
16	23.102	27.253	18.086	26.813	1'35.254	256,5	16:42'23.151
17	22.878	**27.076**	18.042	26.604	1'34.600	260,2	16:43'57.751
18	22.826	27.112	**17.961**	26.716	1'34.615	259,6	16:45'32.366

10° 38 H. SOOMER (1'34.567)

Lap	Seg.1	Seg.2	Seg.3	Seg.4	Lap Time	km/h	Local Time
1							16:00'40.464
2	33.745	28.074	18.409	27.144	1'47.372P		16:02'27.836
3	23.208	27.726	18.350	26.883	1'36.167	256,5	16:04'04.003
4	23.170	27.529	18.187	26.879	1'35.765	257,1	16:05'39.768
5	23.269	27.383	18.172	26.837	1'35.661	257,8	16:07'15.429
6	23.410	30.313	19.137	4'28.457	5'41.317P	257,1	16:12'56.746
7	39.170	28.534	18.196	29.790	1'55.690P		16:14'52.436
8	22.888	27.353	18.001	26.728	1'34.970	259,6	16:16'27.406
9	**22.761**	27.318	17.976	26.589	1'34.644	259,6	16:18'02.050
10	23.342	28.675	18.344	28.039	1'38.400	**260,2**	16:19'40.450
11	28.244	28.817	18.361	26.799	1'42.221	256,5	16:21'22.671
12	23.093	28.597	19.029	9'56.580	11'07.299P	257,8	16:32'29.970
13	37.248	28.073	18.338	26.985	1'50.644P		16:34'20.614
14	23.194	27.389	18.155	26.724	1'35.462	255,3	16:35'56.076
15	22.937	27.407	18.171	4'19.326	5'27.841P	257,8	16:41'23.917
16	34.873	27.931	18.173	26.739	1'47.716P		16:43'11.633
17	22.928	**27.121**	**17.953**	**26.565**	**1'34.567**	257,8	16:44'46.200
18	22.841	27.325	18.146	26.586	1'34.898	259,0	16:46'21.098

11° 94 C. PEROLARI (1'34.585)

Lap	Seg.1	Seg.2	Seg.3	Seg.4	Lap Time	km/h	Local Time
1							16:00'05.481
2	34.701	28.412	18.074	31.243	1'52.430P		16:01'57.911
3	**22.573**	30.645	18.084	27.076	1'38.378	264,1	16:03'36.289
4	22.820	27.516	17.974	**26.548**	1'34.858	264,1	16:05'11.147
5	22.707	27.401	**17.918**	26.665	1'34.691	**268,0**	16:06'45.838
6	22.939	30.360	19.627	1'33.394	2'46.320P	266,7	16:09'32.158
7	32.813	28.113	18.419	17'56.361	19'15.706P		16:28'47.864
8	35.465	28.449	18.257	26.991	1'49.162P		16:30'37.026
9	22.761	27.307	17.980	26.810	1'34.858	257,8	16:32'11.884
10	22.943	31.370	18.727	27.203	1'40.243	262,8	16:33'52.127
11	22.819	27.646	19.306	3'19.158	4'28.929P	260,9	16:38'21.056
12	34.370	28.205	18.190	26.908	1'47.673P		16:40'08.729
13	22.735	27.262	17.997	26.591	**1'34.585**	259,0	16:41'43.314
14	22.809	**27.211**	17.974	26.783	1'34.777	260,2	16:43'18.091
15	22.831	27.330	20.666	27.976	1'38.803	259,0	16:44'56.894
16	22.845	27.440	18.379	27.441	1'36.105	258,4	16:46'32.999

12° 6 M. HERRERA (1'34.585)

Lap	Seg.1	Seg.2	Seg.3	Seg.4	Lap Time	km/h	Local Time
1							16:00'12.984
2	33.756	28.515	20.172	27.246	1'49.689P		16:02'02.673
3	22.929	27.638	18.244	26.740	1'35.551	266,7	16:03'38.224
4	**22.614**	28.098	18.503	27.175	1'36.390	**269,3**	16:05'14.614
5	23.144	28.090	18.490	26.934	1'36.658	262,1	16:06'51.272
6	22.665	27.445	18.100	26.568	1'34.778	**269,3**	16:08'26.050
7	22.719	27.442	18.090	26.529	1'34.780	266,0	16:10'00.830
8	22.953	27.743	18.324	8'43.969	9'52.989P	265,4	16:19'53.819
9	33.751	28.033	18.742	31.137	1'51.663P		16:21'45.482
10	22.712	**27.266**	18.300	26.510	1'34.788	265,4	16:23'20.270

22/02/2019 P = Pits In/Out - C = Lap Time Cancelled

These data/results cannot be reproduced, stored and/or transmitted in whole or in part by any manner of electronic, mechanical, photocopying, recording, broadcasting or otherwise now known or herein after developed without the previous express consent by the copyright owner, except for reproduction in daily press and regular printed publications on sale to the public within 60 days of the event related to those data/results and always provided that copyright symbol appears together as follows below.
© DORNA WSBK ORGANIZATION Srl 2019

PIRELLI Official Tyre Supplier

TISSOT SWISS WATCHES SINCE 1853 Official Timekeeper

SUPERSPORT FIM WORLD CHAMPIONSHIP

2.5

WorldSSP

102/01

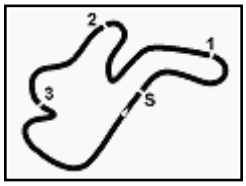

Phillip Island 4.445 m

Yamaha Finance Australian Round, 22-24 February 2019

World Supersport - Chronological Analysis Free Practice 2nd Session

11	22.776	27.329	**18.068**	**26.412**	**1'34.585**	263,4	16:24'54.855
12	22.706	27.383	18.116	26.633	1'34.838	265,4	16:26'29.693
13	22.757	27.439	18.456	26.827	1'35.479	264,1	16:28'05.172
14	22.977	28.420	18.891	7'51.319	9'01.607P	263,4	16:37'06.779
15	40.725	35.608	18.549	26.698	2'01.580P		16:39'08.359
16	22.747	27.459	18.261	26.585	1'35.052	262,8	16:40'43.411
17	22.922	27.421	18.264	26.546	1'35.153	263,4	16:42'18.564
18	22.888	27.493	18.344	32.747	1'41.472	263,4	16:44'00.036
19	22.721	27.532	18.618	26.633	1'35.504	266,0	16:45'35.540

13° 56 P. SEBESTYEN (1'34.587)

Lap	Seg.1	Seg.2	Seg.3	Seg.4	Lap Time	km/h	Local Time
1							16:00'06.443
2	34.167	28.405	18.169	30.981	1'51.722P		16:01'58.165
3	23.195	28.333	18.076	27.105	1'36.709	**266,0**	16:03'34.874
4	22.890	27.595	18.028	26.719	1'35.232	262,1	16:05'10.106
5	22.821	27.500	17.949	26.652	1'34.922	263,4	16:06'45.028
6	22.736	28.304	18.632	11'59.657	13'09.329P	262,8	16:19'54.357
7	34.219	28.039	18.713	27.670	1'48.641P		16:21'42.998
8	22.911	28.094	21.679	26.890	1'39.574	259,6	16:23'22.572
9	22.884	27.616	18.084	9'16.122	10'24.706P	260,2	16:33'47.278
10	50.652	29.440	18.015	**26.502**	2'04.609P		16:35'51.887
11	**22.632**	**27.387**	**17.931**	26.637	**1'34.587**	261,5	16:37'26.474
12	22.737	28.084	25.327	27.468	1'43.616	259,6	16:39'10.090
13	22.682	27.410	17.996	26.590	1'34.678	260,9	16:40'44.768
14	23.424	27.916	18.096	26.796	1'36.232	261,5	16:42'21.000
15	22.821	27.532	18.055	26.830	1'35.238	260,9	16:43'56.238
16	22.882	27.447	18.054	26.741	1'35.124	258,4	16:45'31.362

14° 78 H. OKUBO (1'34.641)

Lap	Seg.1	Seg.2	Seg.3	Seg.4	Lap Time	km/h	Local Time
1							16:00'26.595
2	34.192	28.118	18.547	28.092	1'48.949P		16:02'15.544
3	23.116	27.799	18.225	26.989	1'36.129	261,5	16:03'51.673
4	23.002	32.974	18.611	27.225	1'41.812	**262,1**	16:05'33.485
5	23.014	27.720	18.384	6'17.821	7'26.939P	260,9	16:13'00.424
6	33.958	27.920	18.294	30.560	1'50.732P		16:14'51.156
7	22.936	27.562	18.059	26.972	1'35.529	259,0	16:16'26.685
8	22.899	27.496	18.039	26.849	1'35.283	259,0	16:18'01.968
9	24.007	28.305	18.497	9'01.778	10'12.587P	261,5	16:28'14.555
10	39.151	28.562	18.166	26.829	1'52.708P		16:30'07.263
11	**22.762**	**27.285**	**17.881**	**26.713**	**1'34.641**	259,6	16:31'41.904
12	22.827	27.735	18.057	27.064	1'35.683	258,4	16:33'17.587
13	23.178	27.610	18.032	26.874	1'35.694	255,3	16:34'53.281
14	22.917	27.305	18.129	26.909	1'35.260	256,5	16:36'28.541
15	22.876	27.332	18.063	26.873	1'35.144	257,1	16:38'03.685
16	22.908	27.435	18.076	26.923	1'35.342	257,8	16:39'39.027
17	22.943	27.534	18.047	26.805	1'35.329	258,4	16:41'14.356
18	22.877	27.485	18.083	26.831	1'35.276	259,0	16:42'49.632

15° 95 J. DANILO (1'34.854)

Lap	Seg.1	Seg.2	Seg.3	Seg.4	Lap Time	km/h	Local Time
1							16:00'08.735
2	33.524	28.395	18.550	1'33.234	2'53.703P		16:03'02.438
3	34.809	27.745	18.197	26.785	1'47.536P		16:04'49.974
4	22.956	28.803	18.079	26.723	1'36.561	259,6	16:06'26.535
5	22.985	27.528	18.106	26.726	1'35.345	259,6	16:08'01.880
6	22.973	27.472	18.128	26.702	1'35.275	260,2	16:09'37.155
7	23.000	27.636	18.098	26.763	1'35.497	260,9	16:11'12.652
8	22.952	27.628	18.073	26.731	1'35.384	261,5	16:12'48.036
9	23.016	27.699	18.099	7'04.923	8'13.737P	259,6	16:21'01.773
10	36.350	29.776	18.428	27.184	1'51.738P		16:22'53.511
11	23.089	27.714	18.373	26.862	1'36.038	259,0	16:24'29.549
12	23.040	27.747	18.109	26.883	1'35.779	261,5	16:26'05.328
13	23.153	27.714	18.178	26.895	1'35.940	258,4	16:27'41.268
14	23.592	28.578	18.952	4'53.638	6'04.760P	258,4	16:33'46.028
15	49.486	32.436	18.196	26.604	2'06.722P		16:35'52.750
16	**22.756**	27.480	18.098	26.614	1'34.948	263,4	16:37'27.698
17	22.808	27.424	18.036	**26.586**	**1'34.854**	261,5	16:39'02.552
18	22.804	27.452	**18.009**	26.763	1'35.028	262,8	16:40'37.580
19	22.871	27.679	18.053	26.781	1'35.384	268,0	16:42'12.964
20	22.774	**27.415**	18.185	26.715	1'35.089	**269,3**	16:43'48.053
21	25.370	30.440	18.579	27.240	1'41.629	262,1	16:45'29.682

16° 7 T. TOPARIS (1'34.862)

Lap	Seg.1	Seg.2	Seg.3	Seg.4	Lap Time	km/h	Local Time
1							16:05'28.152
2	36.397	28.264	18.511	27.162	1'50.334P		16:07'18.486
3	23.115	27.809	19.051	27.250	1'37.225	255,3	16:08'55.711
4	23.812	28.490	20.419	29.625	1'42.346	255,3	16:10'38.057
5	23.064	27.613	18.155	**26.670**	1'35.502	**257,8**	16:12'13.559
6	22.972	27.507	18.207	26.802	1'35.488	255,9	16:13'49.047
7	23.587	29.102	19.123	8'18.865	9'30.677P	255,3	16:23'19.724
8	36.002	29.459	18.843	27.208	1'51.512P		16:25'11.236
9	23.314	28.435	18.346	26.921	1'37.016	253,5	16:26'48.252
10	22.975	27.443	18.165	27.179	1'35.762	254,1	16:28'24.014
11	23.460	27.980	18.596	1'31.020	2'41.056P	252,3	16:31'05.070
12	34.908	28.409	18.291	27.178	1'48.786P		16:32'53.856
13	23.132	28.106	18.300	5'42.783	6'52.321P	252,3	16:39'46.177
14	34.410	29.211	**18.149**	26.754	1'48.524P		16:41'34.701
15	**22.790**	**27.186**	18.187	26.699	**1'34.862**	257,1	16:43'09.563
16	22.857	27.525	18.156	26.769	1'35.307	255,9	16:44'44.870
17	22.923	27.237	18.162	26.816	1'35.138	254,7	16:46'20.008

17° 84 L. CRESSON (1'35.006)

Lap	Seg.1	Seg.2	Seg.3	Seg.4	Lap Time	km/h	Local Time
1							16:00'18.867
2	34.309	28.778	18.452	27.438	1'48.977P		16:02'07.844
3	23.112	27.801	18.118	27.263	1'36.294	261,5	16:03'44.138
4	22.851	34.657	19.086	4'19.895	5'36.489P	265,4	16:09'20.627
5	33.543	27.960	18.160	27.021	1'46.684P		16:11'07.311
6	22.919	27.680	**17.942**	26.848	1'35.389	264,7	16:12'42.700
7	22.816	31.049	19.348	6'59.544	8'12.757P	264,1	16:20'55.457
8	35.079	34.596	18.212	26.997	1'54.884P		16:22'50.341
9	22.737	27.611	18.031	27.061	1'35.440	264,1	16:24'25.781
10	22.924	35.504	18.690	11'25.338	12'42.456P	264,7	16:37'08.237
11	40.260	27.868	18.026	**26.701**	1'52.855P		16:39'01.092
12	22.721	28.390	18.344	26.858	1'36.313	264,7	16:40'37.405
13	22.878	**27.532**	18.077	26.898	1'35.385	262,8	16:42'12.790
14	24.589	36.418	18.060	26.739	1'45.806	264,1	16:43'58.596
15	**22.661**	27.608	18.023	26.714	**1'35.006**	**268,0**	16:45'33.602

18° 86 A. BADOVINI (1'35.189)

Lap	Seg.1	Seg.2	Seg.3	Seg.4	Lap Time	km/h	Local Time
1							16:00'25.245
2	35.430	29.176	18.259	27.971	1'50.836P		16:02'16.081
3	22.879	27.904	18.199	26.813	1'35.795	**263,4**	16:03'51.876
4	23.050	32.124	19.694	26.925	1'41.793	**263,4**	16:05'33.669
5	22.948	27.710	18.434	27.280	1'36.372	262,1	16:07'10.041
6	22.941	27.630	18.164	27.088	1'35.823	257,8	16:08'45.864
7	23.174	30.037	18.814	10'22.244	11'34.269P	257,1	16:20'20.133
8	36.056	29.532	19.565	27.542	1'52.695P		16:22'12.828
9	22.967	27.865	18.223	26.948	1'36.003	257,1	16:23'48.831
10	23.129	27.547	18.292	26.922	1'35.890	255,3	16:25'24.721
11	23.028	27.603	18.208	26.989	1'35.828	257,8	16:27'00.549
12	22.990	27.642	18.128	7'42.511	8'51.271P	256,5	16:35'51.820

22/02/2019 P = Pits In/Out - C = Lap Time Cancelled

These data/results cannot be reproduced, stored and/or transmitted in whole or in part by any manner of electronic, mechanical, photocopying, recording, broadcasting or otherwise now known or herein after developed without the previous express consent by the copyright owner, except for reproduction in daily press and regular printed publications on sale to the public within 60 days of the event related to those data/results and always provided that copyright symbol appears together as follows below.
© DORNA WSBK ORGANIZATION Srl 2019

PIRELLI Official Tyre Supplier

TISSOT SWISS WATCHES SINCE 1853 Official Timekeeper

SUPERSPORT FIM WORLD CHAMPIONSHIP

2.5

WorldSSP

102/01

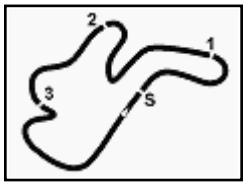

Phillip Island 4.445 m

Yamaha Finance Australian Round, 22-24 February 2019

World Supersport - Chronological Analysis Free Practice 2nd Session

13	44.402	31.294	18.863	27.501	2'02.060P		16:37'53.880
14	22.864	27.536	**18.046**	**26.743**	**1'35.189**	254,7	16:39'29.069
15	22.916	**27.450**	18.561	26.919	1'35.846	257,1	16:41'04.915
16	24.437	33.130	19.581	28.738	1'45.886	258,4	16:42'50.801
17	**22.834**	27.668	18.090	26.847	1'35.439	259,6	16:44'26.240
18	23.063	27.618	18.153	26.780	1'35.614	259,6	16:46'01.854

19° 74 J. VAN SIKKELERUS (1'35.288)

Lap	Seg.1	Seg.2	Seg.3	Seg.4	Lap Time	km/h	Local Time
1							16:00'05.697
2	35.418	28.393	18.493	30.392	1'52.696P		16:01'58.393
3	23.498	28.381	18.356	27.685	1'37.920	259,0	16:03'36.313
4	23.589	28.851	18.594	1'26.504	2'37.538P	257,8	16:06'13.851
5	36.364	27.967	18.347	27.086	1'49.764P		16:08'03.615
6	23.112	28.127	18.416	27.185	1'36.840	257,8	16:09'40.455
7	23.141	30.363	19.382	7'35.391	8'48.277P	256,5	16:18'28.732
8	39.629	41.833	23.324	28.101	2'12.887P		16:20'41.619
9	23.182	27.835	18.309	27.016	1'36.342	255,9	16:22'17.961
10	23.105	27.904	18.294	27.165	1'36.468	256,5	16:23'54.429
11	23.982	37.496	18.599	32.082	1'52.159	253,5	16:25'46.588
12	23.636	28.836	19.051	5'38.222	6'49.745P	254,7	16:32'36.333
13	33.805	29.528	18.294	27.339	1'48.966P		16:34'25.299
14	23.070	27.787	18.258	27.063	1'36.178	255,3	16:36'01.477
15	23.070	27.870	18.226	27.075	1'36.241	256,5	16:37'37.718
16	23.137	40.660	18.740	27.368	1'49.905	253,5	16:39'27.623
17	23.147	27.905	18.316	27.192	1'36.560	254,1	16:41'04.183
18	25.461	35.428	19.137	27.389	1'47.415	251,7	16:42'51.598
19	**22.847**	**27.603**	**18.084**	**26.754**	**1'35.288**	256,5	16:44'26.886
20	23.001	27.719	18.250	26.848	1'35.818	**260,2**	16:46'02.704

20° 61 G. RUIU (1'35.374)

Lap	Seg.1	Seg.2	Seg.3	Seg.4	Lap Time	km/h	Local Time
1							16:00'24.268
2	36.803	28.451	18.367	27.844	1'51.465P		16:02'15.733
3	23.066	27.904	18.207	26.835	1'36.012	**264,7**	16:03'51.745
4	23.040	29.603	20.223	29.116	1'41.982	262,8	16:05'33.727
5	23.027	34.034	18.169	26.709	1'41.939	264,1	16:07'15.666
6	23.318	30.783	18.992	27.374	1'40.467	262,8	16:08'56.133
7	23.042	29.212	19.254	**26.694**	1'38.202	262,1	16:10'34.335
8	**22.784**	27.682	18.112	26.861	1'35.439	**264,7**	16:12'09.774
9	23.008	27.724	18.186	27.145	1'36.063	260,2	16:13'45.837
10	23.855	29.113	19.733	17'35.171	18'47.872P	255,9	16:32'33.709
11	35.980	30.535	23.860	27.902	1'58.277P		16:34'31.986
12	22.895	**27.554**	18.133	26.994	1'35.576	261,5	16:36'07.562
13	23.807	28.037	**17.986**	26.902	1'36.732	256,5	16:37'44.294
14	24.148	43.033	19.446	28.320	1'54.947	255,9	16:39'39.241
15	22.874	27.697	18.076	26.727	**1'35.374**	262,8	16:41'14.615
16	22.905	27.669	18.221	26.914	1'35.709	260,2	16:42'50.324
17	22.900	27.580	18.113	26.983	1'35.576	257,1	16:44'25.900
18	24.283	30.181	19.689	28.267	1'42.420	255,3	16:46'08.320

21° 47 R. HARTOG (1'35.553)

Lap	Seg.1	Seg.2	Seg.3	Seg.4	Lap Time	km/h	Local Time
1							16:00'14.791
2	34.210	29.120	19.638	35.376	1'58.344P		16:02'13.135
3	26.940	28.325	18.506	27.014	1'40.785	255,9	16:03'53.920
4	23.377	27.823	18.442	27.258	1'36.900	**260,9**	16:05'30.820
5	23.254	27.784	18.253	27.165	1'36.456	256,5	16:07'07.276
6	23.260	30.806	18.930	26.993	1'39.989	255,3	16:08'47.265
7	23.331	27.823	18.832	9'14.271	10'24.257P	**260,9**	16:19'11.522
8	35.893	29.230	18.901	27.572	1'51.596P		16:21'03.118
9	23.102	27.456	18.249	27.021	1'35.828	256,5	16:22'38.946
10	**23.030**	27.663	20.998	29.814	1'41.505	259,0	16:24'20.451
11	23.131	**27.394**	18.303	26.993	1'35.821	259,6	16:25'56.272
12	23.045	27.642	18.461	7'23.982	8'33.130P	259,0	16:34'29.402
13	44.091	30.311	18.608	**26.618**	1'59.628P		16:36'29.030
14	23.189	27.446	**18.044**	27.117	1'35.796	259,6	16:38'04.826
15	23.037	27.584	18.163	26.769	**1'35.553**	258,4	16:39'40.379

22° 10 N. CALERO (1'35.610)

Lap	Seg.1	Seg.2	Seg.3	Seg.4	Lap Time	km/h	Local Time
1							16:00'06.684
2	34.819	28.442	18.517	30.168	1'51.946P		16:01'58.630
3	23.433	28.691	18.334	27.369	1'37.827	263,4	16:03'36.457
4	23.123	28.681	18.467	27.720	1'37.991	266,0	16:05'14.448
5	23.610	28.058	18.500	26.986	1'37.154	253,5	16:06'51.602
6	23.103	39.520	21.954	29.859	1'54.436	**268,7**	16:08'46.038
7	23.228	28.790	18.911	5'12.016	6'22.945P	257,1	16:15'08.983
8	40.857	30.691	19.012	27.667	1'58.227P		16:17'07.210
9	23.283	28.069	18.381	27.086	1'36.819	263,4	16:18'44.029
10	27.646	30.180	20.013	4'21.153	5'38.992P	260,2	16:24'23.021
11	35.760	31.683	24.194	29.978	2'01.615P		16:26'24.636
12	23.802	30.179	**18.008**	26.885	1'38.874	258,4	16:28'03.510
13	23.011	27.830	18.253	27.081	1'36.175	262,8	16:29'39.685
14	23.795	35.357	19.592	4'50.136	6'08.880P	260,9	16:35'48.565
15	39.041	40.445	18.832	27.588	2'05.906P		16:37'54.471
16	23.144	27.747	18.175	27.025	1'36.091	260,2	16:39'30.562
17	23.201	27.875	18.449	27.147	1'36.672	261,5	16:41'07.234
18	23.338	31.686	19.447	30.412	1'44.883	260,2	16:42'52.117
19	**22.926**	**27.679**	18.193	**26.812**	**1'35.610**	264,7	16:44'27.727
20	23.105	27.883	18.255	27.026	1'36.269	262,8	16:46'03.996

23° 15 A. COPPOLA (1'35.789)

Lap	Seg.1	Seg.2	Seg.3	Seg.4	Lap Time	km/h	Local Time
1							16:00'18.261
2	34.649	30.692	23.184	29.693	1'58.218P		16:02'16.479
3	22.934	**27.789**	**18.187**	26.879	**1'35.789**	265,4	16:03'52.268
4	**22.905**	28.242	18.489	29.624	1'39.260	**268,0**	16:05'31.528
5	23.136	27.905	18.201	**26.824**	1'36.066	261,5	16:07'07.594
6	23.545	40.620	19.810	28.338	1'52.313	254,7	16:08'59.907
7	22.934	28.199	18.526	27.206	1'36.865	266,0	16:10'36.772
8	23.719	29.531	19.014	7'20.049	8'32.313P	257,8	16:19'09.085

24° 30 G. VAN STRAALEN (1'35.917)

Lap	Seg.1	Seg.2	Seg.3	Seg.4	Lap Time	km/h	Local Time
1							16:00'07.006
2	34.930	28.549	18.461	29.919	1'51.859P		16:01'58.865
3	23.666	28.830	18.578	26.973	1'38.047	268,0	16:03'36.912
4	23.228	28.272	18.528	27.450	1'37.478	**270,7**	16:05'14.390
5	23.089	28.168	18.483	27.038	1'36.778	260,2	16:06'51.168
6	23.215	28.269	18.365	27.092	1'36.941	260,2	16:08'28.109
7	23.258	30.552	19.308	5'10.410	6'23.528P	257,8	16:14'51.637
8	36.740	33.298	18.832	27.425	1'56.295P		16:16'47.932
9	23.066	28.348	18.509	27.138	1'37.061	259,0	16:18'24.993
10	23.079	27.981	18.839	27.432	1'37.331	256,5	16:20'02.324
11	23.112	27.923	18.644	27.186	1'36.865	256,5	16:21'39.189
12	23.022	28.002	18.670	27.225	1'36.919	257,8	16:23'16.108
13	23.095	27.955	18.721	5'58.188	7'07.959P	255,9	16:30'24.067
14	37.018	28.256	18.371	27.102	1'50.747P		16:32'14.814
15	22.837	27.751	18.306	27.023	**1'35.917**	259,6	16:33'50.731
16	22.984	**27.687**	18.246	27.082	1'35.999	255,9	16:35'26.730
17	**22.756**	27.716	18.493	27.156	1'36.121	256,5	16:37'02.851
18	22.916	45.415	18.332	**26.779**	1'53.442	255,3	16:38'56.293
19	22.927	32.841	19.240	26.971	1'41.979	257,1	16:40'38.272
20	23.031	27.916	**18.146**	26.993	1'36.086	261,5	16:42'14.358
21	22.887	28.079	18.236	27.188	1'36.390	259,6	16:43'50.748

22/02/2019 P = Pits In/Out - C = Lap Time Cancelled

These data/results cannot be reproduced, stored and/or transmitted in whole or in part by any manner of electronic, mechanical, photocopying, recording, broadcasting or otherwise now known or herein after developed without the previous express consent by the copyright owner, except for reproduction in daily press and regular printed publications on sale to the public within 60 days of the event related to those data/results and always provided that copyright symbol appears together as follows below.
© DORNA WSBK ORGANIZATION Srl 2019

PIRELLI Official Tyre Supplier
TISSOT SWISS WATCHES SINCE 1853 Official Timekeeper

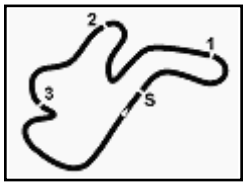

Phillip Island 4.445 m

Yamaha Finance Australian Round, 22-24 February 2019

World Supersport - Chronological Analysis Free Practice 2nd Session

22/02/2019 P = Pits In/Out - C = Lap Time Cancelled

These data/results cannot be reproduced, stored and/or transmitted in whole or in part by any manner of electronic, mechanical, photocopying, recording, broadcasting or otherwise now known or herein after developed without the previous express consent by the copyright owner, except for reproduction in daily press and regular printed publications on sale to the public within 60 days of the event related to those data/results and always provided that copyright symbol appears together as follows below.

© DORNA WSBK ORGANIZATION Srl 2019

PIRELLI Official Tyre Supplier

TISSOT SWISS WATCHES SINCE 1853 Official Timekeeper