

Yamaha Finance Australian Round, 22-24 February 2019

World Supersport - Results Tissot Superpole

No.	Rider	Nat	Team	Bike	Time	Gap	Rel.	Laps	Speed	
									Avg	Max
1	64 F. CARICASULO	ITA	BARDAHL Evan Bros. WorldSSP Team	Yamaha YZF R6	1'32.604			12	172,800	268,0
2	21 R. KRUMMENACHER	SUI	BARDAHL Evan Bros. WorldSSP Team	Yamaha YZF R6	1'32.683	0.079	0.079	8	172,653	268,0
3	16 J. CLUZEL	FRA	GMT94 YAMAHA	Yamaha YZF R6	1'33.143	0.539	0.460	12	171,800	268,7
4	3 R. DE ROSA	ITA	MV AGUSTA Reparto Corse	MV Agusta F3 675	1'33.254	0.650	0.111	11	171,596	266,7
5	22 F. FULIGNI	ITA	MV AGUSTA Reparto Corse	MV Agusta F3 675	1'33.394	0.790	0.140	13	171,339	268,0
6	36 T. GRADINGER	AUT	Kallio Racing	Yamaha YZF R6	1'33.599	0.995	0.205	12	170,963	268,0
7	80 H. BARBERA	ESP	Team Toth by Willirace	Yamaha YZF R6	1'33.621	1.017	0.022	12	170,923	270,7
8	78 H. OKUBO	JPN	Kawasaki Puccetti Racing	Kawasaki ZX-6R	1'33.756	1.152	0.135	11	170,677	274,1
9	44 L. MAHIAS	FRA	Kawasaki Puccetti Racing	Kawasaki ZX-6R	1'33.804	1.200	0.048	8	170,590	266,7
10	38 H. SOOMER	EST	MPM WILSport Racedays	Honda CBR600RR	1'33.838	1.234	0.034	13	170,528	264,7
11	32 I. VINALES	ESP	Kallio Racing	Yamaha YZF R6	1'33.924	1.320	0.086	11	170,372	272,0
12	95 J. DANILO	FRA	CIA Landlord Insurance Honda	Honda CBR600RR	1'34.052	1.448	0.128	10	170,140	274,8
13	56 P. SEBESTYEN	HUN	CIA Landlord Insurance Honda	Honda CBR600RR	1'34.185	1.581	0.133	11	169,900	271,4
14	94 C. PEROLARI	FRA	GMT94 YAMAHA	Yamaha YZF R6	1'34.192	1.588	0.007	13	169,887	270,7
15	7 T. TOPARIS	AUS	Landbridge Transport Yamaha	Yamaha YZF R6	1'34.448	1.844	0.256	12	169,427	265,4
16	61 G. RUIU	ITA	GEMAR - Ciociaria Corse WorldSSP Team	Honda CBR600RR	1'34.509	1.905	0.061	12	169,317	265,4
17	86 A. BADOVINI	ITA	Team Pedercini Racing	Kawasaki ZX-6R	1'34.575	1.971	0.066	11	169,199	266,7
18	6 M. HERRERA	ESP	MS Racing	Yamaha YZF R6	1'34.575	1.971	0.000	5	169,199	266,0
19	84 L. CRESSON	BEL	Kallio Racing	Yamaha YZF R6	1'34.765	2.161	0.190	11	168,860	270,7
20	74 J. VAN SIKKELERUS	NED	MPM WILSport Racedays	Honda CBR600RR	1'34.870	2.266	0.105	12	168,673	266,0
21	10 N. CALERO	ESP	Orelac Racing VerdNatura	Kawasaki ZX-6R	1'35.101	2.497	0.231	13	168,263	268,0
22	30 G. VAN STRAALLEN	NED	EAB Racing Team	Kawasaki ZX-6R	1'35.322	2.718	0.221	12	167,873	260,2

Qualifying Lap Time (107% of 1'32.604): 1'39.087

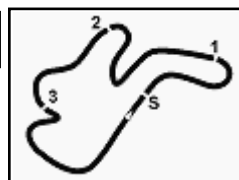
AIR	Humidity:	65%	Temp:	21°C
TRACK	Condition:	Dry	Temp:	27°C

Records	Pole	(QP2)	2013	S.Lowes	1'32.545	172,910	Km/h
	Race	(RC)	2018	S.Cortese	1'33.072	171,930	Km/h
	All Times	(QP1)	2013	S.Lowes	1'32.545	172,910	Km/h

Start 23/02/2019 12:55 End 13:21 The results are provisional until the end of the time limit for protests and appeals and the completion of the technical checks.

These data/results cannot be reproduced, stored and/or transmitted in whole or in part by any manner of electronic, mechanical, photocopying, recording, broadcasting or otherwise now known or herein after developed without the previous express consent by the copyright owner, except for reproduction in daily press and regular printed publications on sale to the public within 60 days of the event related to those data/results and always provided that copyright symbol appears together as follows below.

© DORNA WSBK ORGANIZATION Srl 2019



Yamaha Finance Australian Round, 22-24 February 2019

World Supersport - Results Tissot Superpole

Session Highlights

Local Time	No. Rider	Description
12.55.00		Start
12.55.04		WorldSSP Pit Intervention Time: 1min 18secs
12.56.40	16 J. CLUZEL	On Asphalt - Re-Joined - Turn 4
12.58.21	3 R. DE ROSA	Check Transponder
13.00.11	16 J. CLUZEL	On Asphalt - Re-Joined - Turn 4
13.01.13		WorldSBK Works On Bikes Allowed
13.01.42	95 J. DANILO	On Asphalt - Re-Joined - Turn 4
13.03.04	44 L. MAHIAS	On Asphalt - Re-Joined - Turn 4
13.03.04	61 G. RUIU	On Asphalt - Re-Joined - Turn 4
13.03.16	74 J. VAN SIKKELERUS	On Asphalt - Re-Joined - Turn 4
13.07.27	6 M. HERRERA	Crashed - Turn 2
13.09.27	30 G. VAN STRAALEN	On Asphalt - Re-Joined - Turn 4
13.10.12	38 H. SOOMER	On Asphalt - Re-Joined - Turn 4
13.10.47	10 N. CALERO	On Asphalt - Re-Joined - Turn 4
13.12.06	44 L. MAHIAS	On Asphalt - Re-Joined - Turn 4
13.13.18	86 A. BADOVINI	On Asphalt - Re-Joined - Turn 4
13.13.18	61 G. RUIU	On Asphalt - Re-Joined - Turn 4
13.13.18	30 G. VAN STRAALEN	On Asphalt - Re-Joined - Turn 4
13.14.43	16 J. CLUZEL	On Asphalt - Re-Joined - Turn 4
13.16.24	61 G. RUIU	On Asphalt - Re-Joined - Turn 4
13.17.19	36 T. GRADINGER	On the Gravel - Re-Joined - Turn 11
13.18.05	86 A. BADOVINI	On Asphalt - Re-Joined - Turn 4
13.19.31	61 G. RUIU	Technical Problem - Turn 2
13.19.40	61 G. RUIU	Re-joined
13.21.37		End Of Session

Fastest Laps Sequence

No.	Rider	Nat	Team	Bike	Local Time	Time	Gap	Avg
74	J. VAN SIKKELERUS	NED	MPM WILSport Racedays	Honda CBR600RR	12:58'40.270	1'35.703		167,205
6	M. HERRERA	ESP	MS Racing	Yamaha YZF R6	12:58'41.807	1'35.329	-0.374	167,861
61	G. RUIU	ITA	GEMAR - Ciociaria Corse WorldSSP Team	Honda CBR600RR	12:58'41.991	1'35.199	-0.130	168,090
7	T. TOPARIS	AUS	Landbridge Transport Yamaha	Yamaha YZF R6	12:58'42.228	1'34.448	-0.751	169,427
36	T. GRADINGER	AUT	Kallio Racing	Yamaha YZF R6	12:58'57.829	1'33.944	-0.504	170,336
32	I. VINALES	ESP	Kallio Racing	Yamaha YZF R6	12:59'01.204	1'33.924	-0.020	170,372
21	R. KRUMMENACHER	SUI	BARDAHL Evan Bros. WorldSSP Team	Yamaha YZF R6	12:59'16.638	1'33.061	-0.863	171,952
64	F. CARICASULO	ITA	BARDAHL Evan Bros. WorldSSP Team	Yamaha YZF R6	13:07'21.683	1'32.693	-0.368	172,634
21	R. KRUMMENACHER	SUI	BARDAHL Evan Bros. WorldSSP Team	Yamaha YZF R6	13:12'18.380	1'32.683	-0.010	172,653
64	F. CARICASULO	ITA	BARDAHL Evan Bros. WorldSSP Team	Yamaha YZF R6	13:17'36.234	1'32.604	-0.079	172,800

Start 12:55 End 13:21 The results are provisional until the end of the time limit for protests and appeals and the completion of the technical checks.

These data/results cannot be reproduced, stored and/or transmitted in whole or in part by any manner of electronic, mechanical, photocopying, recording, broadcasting or otherwise now known or herein after developed without the previous express consent by the copyright owner, except for reproduction in daily press and regular printed publications on sale to the public within 60 days of the event related to those data/results and always provided that copyright symbol appears together as follows below.

© DORNA WSBK ORGANIZATION Srl 2019

Yamaha Finance Australian Round, 22-24 February 2019

World Supersport - Best Sectors & Speed Tissot Superpole

BEST LAP			
1	64 F. CARICASULO	Yamaha YZF R6	1'32.604
2	21 R. KRUMMENACHER	Yamaha YZF R6	1'32.683
3	16 J. CLUZEL	Yamaha YZF R6	1'33.143
4	3 R. DE ROSA	MV Agusta F3 675	1'33.254
5	22 F. FULIGNI	MV Agusta F3 675	1'33.394
6	36 T. GRADINGER	Yamaha YZF R6	1'33.599
7	80 H. BARBERA	Yamaha YZF R6	1'33.621
8	78 H. OKUBO	Kawasaki ZX-6R	1'33.756
9	44 L. MAHIAS	Kawasaki ZX-6R	1'33.804
10	38 H. SOOMER	Honda CBR600RR	1'33.838
11	32 I. VINALES	Yamaha YZF R6	1'33.924
12	95 J. DANILO	Honda CBR600RR	1'34.052
13	56 P. SEBESTYEN	Honda CBR600RR	1'34.185
14	94 C. PEROLARI	Yamaha YZF R6	1'34.192
15	7 T. TOPARIS	Yamaha YZF R6	1'34.448
16	61 G. RUIU	Honda CBR600RR	1'34.509
17	6 M. HERRERA	Yamaha YZF R6	1'34.575
18	86 A. BADOVINI	Kawasaki ZX-6R	1'34.575
19	84 L. CRESSON	Yamaha YZF R6	1'34.765
20	74 J. VAN SIKKELERUS	Honda CBR600RR	1'34.870
21	10 N. CALERO	Kawasaki ZX-6R	1'35.101
22	30 G. VAN STRAALEN	Kawasaki ZX-6R	1'35.322

SPEED			
1	95 J. DANILO	Honda CBR600RR	274,8
2	78 H. OKUBO	Kawasaki ZX-6R	274,1
3	32 I. VINALES	Yamaha YZF R6	272,0
4	56 P. SEBESTYEN	Honda CBR600RR	271,4
5	94 C. PEROLARI	Yamaha YZF R6	270,7
6	84 L. CRESSON	Yamaha YZF R6	270,7
7	80 H. BARBERA	Yamaha YZF R6	270,7
8	16 J. CLUZEL	Yamaha YZF R6	268,7
9	21 R. KRUMMENACHER	Yamaha YZF R6	268,0
10	10 N. CALERO	Kawasaki ZX-6R	268,0
11	64 F. CARICASULO	Yamaha YZF R6	268,0
12	36 T. GRADINGER	Yamaha YZF R6	268,0
13	22 F. FULIGNI	MV Agusta F3 675	268,0
14	86 A. BADOVINI	Kawasaki ZX-6R	266,7
15	44 L. MAHIAS	Kawasaki ZX-6R	266,7
16	3 R. DE ROSA	MV Agusta F3 675	266,7
17	6 M. HERRERA	Yamaha YZF R6	266,0
18	74 J. VAN SIKKELERUS	Honda CBR600RR	266,0
19	7 T. TOPARIS	Yamaha YZF R6	265,4
20	61 G. RUIU	Honda CBR600RR	265,4
21	38 H. SOOMER	Honda CBR600RR	264,7
22	30 G. VAN STRAALEN	Kawasaki ZX-6R	260,2

SEG. 1			SEG. 2			SEG. 3			SEG. 4		
1	21 R. KRUMMENACHER	22.205	1	64 F. CARICASULO	26.663	1	21 R. KRUMMENACHER	17.476	1	21 R. KRUMMENACHER	25.921
2	3 R. DE ROSA	22.254	2	16 J. CLUZEL	26.887	2	64 F. CARICASULO	17.581	2	64 F. CARICASULO	25.947
3	44 L. MAHIAS	22.276	3	21 R. KRUMMENACHER	26.893	3	3 R. DE ROSA	17.677	3	22 F. FULIGNI	26.118
4	78 H. OKUBO	22.290	4	3 R. DE ROSA	26.908	4	44 L. MAHIAS	17.690	4	16 J. CLUZEL	26.122
5	64 F. CARICASULO	22.316	5	22 F. FULIGNI	26.980	5	22 F. FULIGNI	17.737	5	95 J. DANILO	26.134
6	36 T. GRADINGER	22.386	6	32 I. VINALES	27.050	6	16 J. CLUZEL	17.739	6	80 H. BARBERA	26.145
7	16 J. CLUZEL	22.395	7	38 H. SOOMER	27.070	7	80 H. BARBERA	17.740	7	36 T. GRADINGER	26.217
8	94 C. PEROLARI	22.397	8	78 H. OKUBO	27.104	8	36 T. GRADINGER	17.745	8	78 H. OKUBO	26.259
9	22 F. FULIGNI	22.411	9	7 T. TOPARIS	27.109	9	95 J. DANILO	17.804	9	3 R. DE ROSA	26.272
10	80 H. BARBERA	22.435	10	36 T. GRADINGER	27.131	10	78 H. OKUBO	17.822	10	94 C. PEROLARI	26.287
11	32 I. VINALES	22.486	11	80 H. BARBERA	27.164	11	56 P. SEBESTYEN	17.825	11	38 H. SOOMER	26.317
12	95 J. DANILO	22.514	12	44 L. MAHIAS	27.174	12	38 H. SOOMER	17.849	12	32 I. VINALES	26.328
13	56 P. SEBESTYEN	22.521	13	94 C. PEROLARI	27.190	13	84 L. CRESSON	17.853	13	44 L. MAHIAS	26.340
14	61 G. RUIU	22.548	14	95 J. DANILO	27.247	14	86 A. BADOVINI	17.863	14	6 M. HERRERA	26.405
15	86 A. BADOVINI	22.599	15	86 A. BADOVINI	27.275	15	32 I. VINALES	17.875	15	56 P. SEBESTYEN	26.483
16	38 H. SOOMER	22.602	16	56 P. SEBESTYEN	27.293	16	94 C. PEROLARI	17.879	16	61 G. RUIU	26.497
17	74 J. VAN SIKKELERUS	22.606	17	6 M. HERRERA	27.339	17	74 J. VAN SIKKELERUS	17.961	17	84 L. CRESSON	26.526
18	6 M. HERRERA	22.625	18	61 G. RUIU	27.343	18	61 G. RUIU	17.967	18	7 T. TOPARIS	26.560
19	7 T. TOPARIS	22.649	19	84 L. CRESSON	27.391	19	10 N. CALERO	17.981	19	74 J. VAN SIKKELERUS	26.590
20	84 L. CRESSON	22.673	20	74 J. VAN SIKKELERUS	27.524	20	30 G. VAN STRAALEN	17.988	20	10 N. CALERO	26.601
21	10 N. CALERO	22.781	21	30 G. VAN STRAALEN	27.572	21	7 T. TOPARIS	18.018	21	86 A. BADOVINI	26.635
22	30 G. VAN STRAALEN	22.817	22	10 N. CALERO	27.626	22	6 M. HERRERA	18.131	22	30 G. VAN STRAALEN	26.836

23/02/2019

These data/results cannot be reproduced, stored and/or transmitted in whole or in part by any manner of electronic, mechanical, photocopying, recording, broadcasting or otherwise now known or herein after developed without the previous express consent by the copyright owner, except for reproduction in daily press and regular printed publications on sale to the public within 60 days of the event related to those data/results and always provided that copyright symbol appears together as follows below.

© DORNA WSBK ORGANIZATION Srl 2019

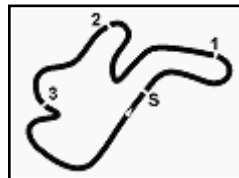
FICR PERUGIA TIMING



Official Tyre Supplier



Official Timekeeper



Phillip Island 4.445 m

Yamaha Finance Australian Round, 22-24 February 2019
World Supersport - Ideal Times Tissot Superpole

No.	Rider	Nat	Bike	Seg. 1	Seg. 2	Seg. 3	Seg. 4	Ideal Time		
				Diff. 1	Diff. 2	Diff. 3	Diff. 4	Best Lap	Pos.	Diff.
1	21 R. KRUMMENACHER	SUI	Yamaha YZF R6	22.205 +0.188	26.893	17.476	25.921	1'32.495 1'32.683	2	0.188
2	64 F. CARICASULO	ITA	Yamaha YZF R6	22.316	26.663 +0.010	17.581	25.947 +0.087	1'32.507 1'32.604	1	0.097
3	3 R. DE ROSA	ITA	MV Agusta F3 675	22.254	26.908	17.677	26.272 +0.143	1'33.111 1'33.254	4	0.143
4	16 J. CLUZEL	FRA	Yamaha YZF R6	22.395	26.887	17.739	26.122	1'33.143 1'33.143	3	
5	22 F. FULIGNI	ITA	MV Agusta F3 675	22.411 +0.131	26.980	17.737	26.118 +0.017	1'33.246 1'33.394	5	0.148
6	78 H. OKUBO	JPN	Kawasaki ZX-6R	22.290 +0.151	27.104 +0.103	17.822 +0.027	26.259	1'33.475 1'33.756	8	0.281
7	36 T. GRADINGER	AUT	Yamaha YZF R6	22.386	27.131 +0.120	17.745	26.217	1'33.479 1'33.599	6	0.120
8	44 L. MAHIAS	FRA	Kawasaki ZX-6R	22.276	27.174 +0.164	17.690	26.340 +0.160	1'33.480 1'33.804	9	0.324
9	80 H. BARBERA	ESP	Yamaha YZF R6	22.435 +0.137	27.164	17.740	26.145	1'33.484 1'33.621	7	0.137
10	95 J. DANILO	FRA	Honda CBR600RR	22.514 +0.335	27.247 +0.018	17.804	26.134	1'33.699 1'34.052	12	0.353
11	32 I. VINALES	ESP	Yamaha YZF R6	22.486 +0.185	27.050	17.875	26.328	1'33.739 1'33.924	11	0.185
12	94 C. PEROLARI	FRA	Yamaha YZF R6	22.397 +0.145	27.190	17.879 +0.054	26.287 +0.240	1'33.753 1'34.192	14	0.439
13	38 H. SOOMER	EST	Honda CBR600RR	22.602	27.070	17.849	26.317	1'33.838 1'33.838	10	
14	56 P. SEBESTYEN	HUN	Honda CBR600RR	22.521	27.293	17.825 +0.033	26.483 +0.030	1'34.122 1'34.185	13	0.063
15	7 T. TOPARIS	AUS	Yamaha YZF R6	22.649 +0.112	27.109	18.018	26.560	1'34.336 1'34.448	15	0.112
16	61 G. RUIU	ITA	Honda CBR600RR	22.548 +0.107	27.343	17.967	26.497 +0.047	1'34.355 1'34.509	16	0.154
17	86 A. BADOVINI	ITA	Kawasaki ZX-6R	22.599 +0.192	27.275	17.863	26.635 +0.011	1'34.372 1'34.575	17	0.203
18	84 L. CRESSON	BEL	Yamaha YZF R6	22.673 +0.191	27.391 +0.086	17.853 +0.045	26.526	1'34.443 1'34.765	19	0.322
19	6 M. HERRERA	ESP	Yamaha YZF R6	22.625 +0.075	27.339	18.131	26.405	1'34.500 1'34.575	18	0.075
20	74 J. VAN SIKKELERUS	NED	Honda CBR600RR	22.606	27.524	17.961 +0.039	26.590 +0.150	1'34.681 1'34.870	20	0.189
21	10 N. CALERO	ESP	Kawasaki ZX-6R	22.781	27.626 +0.016	17.981 +0.031	26.601 +0.065	1'34.989 1'35.101	21	0.112
22	30 G. VAN STRAALEN	NED	Kawasaki ZX-6R	22.817	27.572 +0.032	17.988	26.836 +0.077	1'35.213 1'35.322	22	0.109
Overall Ideal Time				22.205	26.663	17.476	25.921	1'32.265		

23/02/2019

These data/results cannot be reproduced, stored and/or transmitted in whole or in part by any manner of electronic, mechanical, photocopying, recording, broadcasting or otherwise now known or herein after developed without the previous express consent by the copyright owner, except for reproduction in daily press and regular printed publications on sale to the public within 60 days of the event related to those data/results and always provided that copyright symbol appears together as follows below.

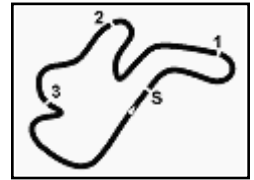
© DORNA WSBK ORGANIZATION Srl 2019

PIRELLI PERUGIA TIMING


Official Tyre Supplier



Official Timekeeper



Phillip Island 4.445 m

1° 64 F. CARICASULO (1'32.604)							
Lap	Seg.1	Seg.2	Seg.3	Seg.4	Lap Time	km/h	Local Time
1							12:56'30.728
2	34.062	27.206	17.960	26.263	1'45.491P		12:58'16.219
3	22.399	26.825	17.735	26.122	1'33.081	266,7	12:59'49.300
4	22.460	27.031	17.693	26.258	1'33.442	267,3	13:01'22.742
5	22.763	27.505	18.058	1'35.352	2'43.678P	266,0	13:04'06.420
6	32.156	26.740	17.727	25.947	1'42.570P		13:05'48.990
7	22.369	26.663	17.629	26.032	1'32.693	268,0	13:07'21.683
8	22.439	27.207	18.129	26.836	1'34.611	267,3	13:08'56.294
9	22.521	26.980	17.824	26.477	1'33.802	266,7	13:10'30.096
10	23.223	27.739	18.211	2'38.002	3'47.175P	266,0	13:14'17.271
11	34.843	27.120	18.008	26.388	1'46.359P		13:16'03.630
12	22.316	26.673	17.581	26.034	1'32.604	266,0	13:17'36.234
13	22.460	26.777	17.784	26.225	1'33.246	266,7	13:19'09.480

2° 21 R. KRUMMENACHER (1'32.683)							
Lap	Seg.1	Seg.2	Seg.3	Seg.4	Lap Time	km/h	Local Time
1							12:55'56.819
2	33.840	28.316	18.202	26.400	1'46.758P		12:57'43.577
3	22.390	27.028	17.514	26.129	1'33.061	265,4	12:59'16.638
4	22.760	27.585	18.203	8'20.706	9'29.254P	266,0	13:08'45.892
5	40.289	27.913	18.121	33.482	1'59.805P		13:10'45.697
6	22.393	26.893	17.476	25.921	1'32.683	265,4	13:12'18.380
7	22.205	26.929	25.029	35.178	1'49.341	268,0	13:14'07.721
8	22.498	27.644	18.160	3'37.963	4'46.265P	267,3	13:18'53.986
9	38.406	29.347	18.627	27.516	1'53.896P		13:20'47.882

3° 16 J. CLUZEL (1'33.143)							
Lap	Seg.1	Seg.2	Seg.3	Seg.4	Lap Time	km/h	Local Time
1							12:55'12.355
2	1'04.190	44.542	18.330	26.541	2'33.603P		12:57'45.958
3	22.405	26.936	17.763	26.210	1'33.314	266,7	12:59'19.272
4	22.526	29.850	17.968	26.715	1'37.059	268,0	13:00'56.331
5	22.883	27.482	18.080	2'08.986	3'17.431P	265,4	13:04'13.762
6	32.701	27.767	18.270	26.684	1'45.422P		13:05'59.184
7	22.741	27.201	17.820	26.420	1'34.182	265,4	13:07'33.366
8	22.662	27.192	17.954	26.435	1'34.243	265,4	13:09'07.609
9	22.680	27.375	18.055	3'10.125	4'18.235P	266,0	13:13'25.844
10	40.834	57.054	18.655	26.793	2'23.336P		13:15'49.180
11	22.395	26.887	17.739	26.122	1'33.143	268,0	13:17'22.323
12	22.510	27.172	17.834	26.354	1'33.870	267,3	13:18'56.193
13	22.604	27.181	17.888	29.978	1'37.651	268,7	13:20'33.844

4° 3 R. DE ROSA (1'33.254)							
Lap	Seg.1	Seg.2	Seg.3	Seg.4	Lap Time	km/h	Local Time
1							12:55'43.241
2	37.723	29.175	19.134	27.333	1'53.365P		12:57'36.606
3					7'09.502P		13:04'46.108
4	34.946	28.657	18.337	26.603	1'48.543P		13:06'34.651
5	22.542	28.884	18.273	26.443	1'36.142	264,7	13:08'10.793
6	22.513	26.956	17.855	26.272	1'33.596	265,4	13:09'44.389
7	22.426	27.068	17.777	26.373	1'33.644	264,7	13:11'18.033
8	23.058	28.020	18.368	2'36.764	3'46.210P	264,7	13:15'04.243
9	34.732	27.909	18.333	27.046	1'48.020P		13:16'52.263
10	22.254	26.908	17.677	26.415	1'33.254	266,7	13:18'25.517
11	22.463	27.041	17.753	26.299	1'33.556	264,1	13:19'59.073
12	22.328	27.057	17.774	26.306	1'33.465	265,4	13:21'32.538

5° 22 F. FULIGNI (1'33.394)							
Lap	Seg.1	Seg.2	Seg.3	Seg.4	Lap Time	km/h	Local Time
1							12:55'44.349

2	36.631	28.618	18.549	27.279	1'51.077P		12:57'35.426
3	22.649	27.326	17.804	26.361	1'34.140	265,4	12:59'09.566
4	22.644	27.232	17.842	26.264	1'33.982	266,0	13:00'43.548
5	22.411	27.973	18.603	28.422	1'37.409	265,4	13:02'20.957
6	22.860	27.938	18.002	26.833	1'35.633	268,0	13:03'56.590
7	22.517	27.113	17.885	26.388	1'33.903	263,4	13:05'30.493
8	23.220	30.263	18.454	4'52.238	6'04.175P	260,2	13:11'34.668
9	34.952	32.649	18.184	27.119	1'52.904P		13:13'27.572
10	22.509	27.193	17.781	26.118	1'33.601	262,1	13:15'01.173
11	22.542	26.980	17.737	26.135	1'33.394	261,5	13:16'34.567
12	22.553	27.130	17.742	26.320	1'33.745	262,1	13:18'08.312
13	22.595	27.047	17.793	26.281	1'33.716	263,4	13:19'42.028
14	22.577	27.036	17.963	26.354	1'33.930	262,8	13:21'15.958

6° 36 T. GRADINGER (1'33.599)							
Lap	Seg.1	Seg.2	Seg.3	Seg.4	Lap Time	km/h	Local Time
1							12:57'23.885
2	56.203	30.910	18.632	27.519	2'13.264P		12:59'37.829
3	22.616	27.177	17.748	26.403	1'33.944	265,4	13:00'31.741
4	22.538	27.131	17.829	26.414	1'33.912	264,7	13:02'13.338
5	22.585	27.197	18.086	33.729	1'41.597	264,1	13:03'59.601
6	27.792	33.422	18.343	26.706	1'46.263	266,7	13:05'33.480
7	22.577	27.158	17.839	26.305	1'33.879	266,0	13:07'18.184
8	22.578	27.299	18.267	5'16.948	6'25.092P	267,3	13:11'58.572
9	44.044	35.338	19.569	26.942	2'05.893P		13:14'04.465
10	22.386	27.251	17.745	26.217	1'33.599	268,0	13:15'38.064
11	22.411	27.258	17.804	40.822	1'48.295	267,3	13:17'26.359
12	22.804	27.201	17.787	26.627	1'34.419	268,0	13:19'00.778
13	22.598	27.322	17.847	26.468	1'34.235	266,7	13:20'35.013

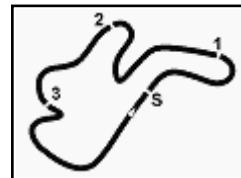
7° 80 H. BARBERA (1'33.621)							
Lap	Seg.1	Seg.2	Seg.3	Seg.4	Lap Time	km/h	Local Time
1							12:55'05.862
2	54.240	38.536	20.146	27.653	2'20.575P		12:57'26.437
3	24.548	28.081	18.302	27.148	1'38.079	266,7	12:59'04.516
4	22.572	27.164	17.740	26.145	1'33.621	266,0	13:00'38.137
5	22.580	28.143	18.418	29.906	1'39.047	270,7	13:02'17.184
6	22.611	27.358	17.856	26.523	1'34.348	266,7	13:03'51.532
7	23.039	27.878	18.477	5'05.764	6'15.158P	262,8	13:10'06.690
8	44.430	28.733	18.383	35.904	2'07.450P		13:12'14.140
9	23.228	30.458	22.754	37.843	1'54.283	262,8	13:14'08.423
10	22.868	27.530	18.134	28.444	1'36.976	270,7	13:15'45.399
11	22.435	27.259	17.842	26.417	1'33.953	270,7	13:17'19.352
12	22.503	27.277	17.942	26.386	1'34.108	268,0	13:18'53.460
13	22.622	27.469	18.383	29.953	1'38.427	266,7	13:20'31.887

8° 78 H. OKUBO (1'33.756)							
Lap	Seg.1	Seg.2	Seg.3	Seg.4	Lap Time	km/h	Local Time
1							12:55'12.835
2	50.864	40.222	19.201	27.083	2'17.370P		12:57'30.205
3	22.290	27.603	18.649	26.959	1'35.501	269,3	12:59'05.706
4	22.441	27.207	17.849	26.259	1'33.756	266,0	13:00'39.462
5	22.359	27.377	18.529	27.169	1'35.434	274,1	13:02'14.896
6	24.015	29.219	18.521	7'06.324	8'18.079P	264,1	13:10'32.975
7	33.726	29.561	18.190	26.643	1'48.120P		13:12'21.095
8	22.436	27.104	18.706	40.683	1'48.929	266,7	13:14'10.024
9	22.429	27.158	17.822	26.516	1'33.925	266,7	13:15'43.949
10	22.475	30.669	18.440	26.708	1'38.292	270,0	13:17'22.241
11	22.722	27.238	17.871	26.395	1'34.226	264,7	13:18'56.467
12	23.504	27.520	18.045	26.778	1'35.847	269,3	13:20'32.314

23/02/2019 P = Pits In/Out - C = Lap Time Cancelled

These data/results cannot be reproduced, stored and/or transmitted in whole or in part by any manner of electronic, mechanical, photocopying, recording, broadcasting or otherwise now known or herein after developed without the previous express consent by the copyright owner, except for reproduction in daily press and regular printed publications on sale to the public within 60 days of the event related to those data/results and always provided that copyright symbol appears together as follows below.

© DORNA WSBK ORGANIZATION Srl 2019



Phillip Island 4.445 m

Yamaha Finance Australian Round, 22-24 February 2019 World Supersport - Chronological Analysis Tissot Superpole

2	47.390	31.672	21.239	30.102	2'10.403P		12:57'24.906	10	23.296	27.915	18.393	1'37.588	2'47.192P	258,4	13:14'27.001
3	22.956	27.553	17.943	26.635	1'35.087	264,1	12:58'59.993	11	38.202	36.193	24.519	29.839	2'08.753P		13:16'35.754
4	22.903	27.548	18.070	26.764	1'35.285	264,7	13:00'35.278	12	23.090	27.640	18.220	26.941	1'35.891	259,6	13:18'11.645
5	22.955	27.427	18.024	26.753	1'35.159	261,5	13:02'10.437	13	23.838	29.648	18.938	27.472	1'39.896	259,6	13:19'51.541
6	22.966	29.879	20.967	6'43.049	7'56.861P	260,9	13:10'07.298	14	23.370	27.918	18.242	27.274	1'36.804	260,2	13:21'28.345
7	40.849	33.828	18.421	31.643	2'04.741P		13:12'12.039								
8	23.748	41.225	18.436	32.476	1'55.885	253,5	13:14'07.924								
9	22.599	27.545	18.180	27.223	1'35.547	266,7	13:15'43.471								
10	22.791	27.275	17.863	26.646	1'34.575	260,9	13:17'18.046								
11	23.657	36.221	18.448	27.404	1'45.730	260,2	13:19'03.776								
12	22.933	27.398	17.975	26.760	1'35.066	260,9	13:20'38.842								

22° 30 G. VAN STRAALLEN (1'35.322)												
Lap	Seg.1	Seg.2	Seg.3	Seg.4	Lap Time	km/h	Local Time					
1							12:56'31.325					
2	34.324	27.932	18.296	26.898	1'47.450P		12:58'18.775					
3	22.914	27.659	18.234	26.931	1'35.738	260,2	12:59'54.513					
4	22.911	27.647	18.151	27.072	1'35.781	259,0	13:01'30.294					
5	22.892	27.574	18.094	26.865	1'35.425	258,4	13:03'05.719					
6	23.162	28.167	18.400	3'54.631	5'04.360P	257,8	13:08'10.079					
7	39.622	39.308	18.307	26.915	2'04.152P		13:10'14.231					
8	22.949	27.572	18.083	26.836	1'35.440	259,6	13:11'49.671					
9	22.825	32.827	18.605	28.979	1'43.236	259,0	13:13'32.907					
10	22.817	30.331	18.165	26.942	1'38.255	259,6	13:15'11.162					
11	22.817	27.604	17.988	26.913	1'35.322	260,2	13:16'46.484					
12	24.313	34.408	18.461	27.011	1'44.193	260,2	13:18'30.677					
13	23.788	28.465	18.184	26.842	1'37.279	260,2	13:20'07.956					

18° 6 M. HERRERA (1'34.575)							
Lap	Seg.1	Seg.2	Seg.3	Seg.4	Lap Time	km/h	Local Time
1							12:55'08.218
2	44.749	28.571	18.289	26.651	1'58.260P		12:57'06.478
3	22.625	27.928	18.304	26.472	1'35.329	264,7	12:58'41.807
4	22.700	27.339	18.131	26.405	1'34.575	266,0	13:00'16.382
5	26.041	28.520	18.358	3'39.322	4'52.241P	264,7	13:05'08.623
6	33.607	27.973	18.252	26.627	1'46.459P		13:06'55.082

19° 84 L. CRESSON (1'34.765)							
Lap	Seg.1	Seg.2	Seg.3	Seg.4	Lap Time	km/h	Local Time
1							12:55'07.688
2	48.115	39.751	19.450	29.126	2'16.442P		12:57'24.130
3	22.864	27.477	17.898	26.526	1'34.765	266,7	12:58'58.895
4	22.673	27.698	17.853	26.563	1'34.787	270,7	13:00'33.682
5	22.887	27.595	17.948	26.586	1'35.016	270,7	13:02'08.698
6	22.704	27.821	17.961	26.965	1'35.451	268,7	13:03'44.149
7	26.494	31.367	19.993	6'50.617	8'08.471P	262,1	13:11'52.620
8	38.118	37.319	21.577	30.783	2'07.797P		13:14'00.417
9	22.759	27.391	17.933	26.682	1'34.765	263,4	13:15'35.182
10	22.713	27.563	17.974	29.355	1'37.605	263,4	13:17'12.787
11	22.722	27.432	17.920	26.845	1'34.919	270,0	13:18'47.706
12	22.866	27.483	17.936	26.789	1'35.074	266,7	13:20'22.780

20° 74 J. VAN SIKKELERUS (1'34.870)							
Lap	Seg.1	Seg.2	Seg.3	Seg.4	Lap Time	km/h	Local Time
1							12:55'06.831
2	37.137	31.150	21.877	27.572	1'57.736P		12:57'04.567
3	22.990	27.710	18.135	26.868	1'35.703	259,0	12:58'40.270
4	24.950	28.001	18.197	26.858	1'38.006	259,0	13:00'18.276
5	22.910	27.636	18.036	26.590	1'35.172	262,1	13:01'53.448
6	25.339	41.633	18.086	28.305	1'53.363	262,8	13:03'46.811
7	22.980	27.631	17.961	26.729	1'35.301	258,4	13:05'22.112
8	23.510	28.559	18.514	5'07.537	6'18.120P	257,1	13:11'40.232
9	34.517	31.603	18.663	28.877	1'53.660P		13:13'33.892
10	22.606	27.524	18.000	26.740	1'34.870	264,1	13:15'08.762
11	22.757	27.643	18.010	26.649	1'35.059	262,1	13:16'43.821
12	26.324	32.774	20.999	27.619	1'47.716	257,1	13:18'31.537
13	22.747	27.578	18.146	26.792	1'35.263	266,0	13:20'06.800

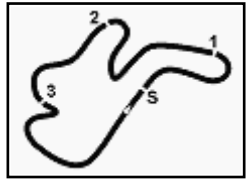
21° 10 N. CALERO (1'35.101)							
Lap	Seg.1	Seg.2	Seg.3	Seg.4	Lap Time	km/h	Local Time
1							12:55'13.539
2	48.640	31.543	21.304	30.071	2'11.558P		12:57'25.097
3	22.979	27.707	17.981	26.601	1'35.268	266,0	12:59'00.365
4	22.781	27.642	18.012	26.666	1'35.101	266,7	13:00'35.466
5	23.066	27.848	18.170	27.067	1'36.151	268,0	13:02'11.617
6	23.045	28.424	19.570	2'55.619	4'06.658P	262,8	13:06'18.275
7	38.174	29.847	18.319	26.683	1'53.023P		13:08'11.298
8	22.971	27.626	18.396	26.945	1'35.938	264,7	13:09'47.236
9	25.213	41.389	18.806	27.165	1'52.573	257,8	13:11'39.809

23/02/2019 P = Pits In/Out - C = Lap Time Cancelled

These data/results cannot be reproduced, stored and/or transmitted in whole or in part by any manner of electronic, mechanical, photocopying, recording, broadcasting or otherwise now known or herein after developed without the previous express consent by the copyright owner, except for reproduction in daily press and regular printed publications on sale to the public within 60 days of the event related to those data/results and always provided that copyright symbol appears together as follows below.

© DORNA WSBK ORGANIZATION Srl 2019

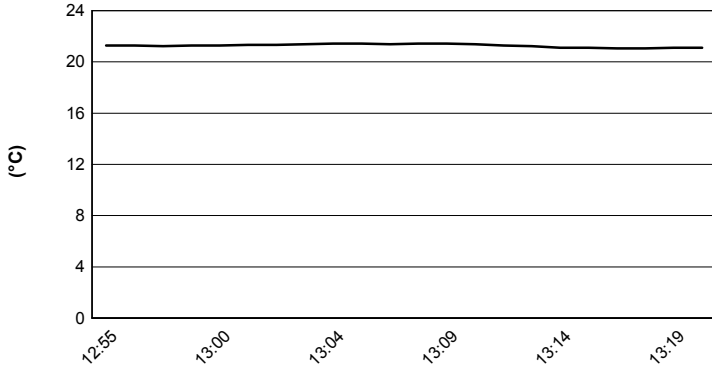




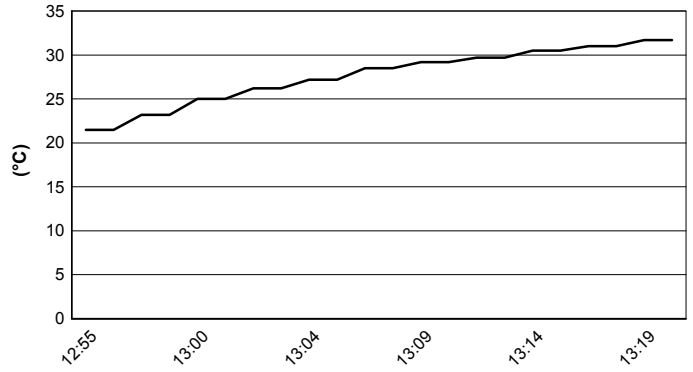
Phillip Island 4.445 m

Yamaha Finance Australian Round, 22-24 February 2019
World Supersport - Weather Report Tissot Superpole
 Session started 12:55 - Session ended 13:21


Air Temperature



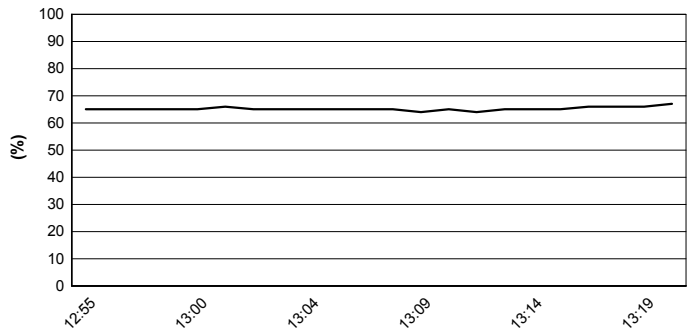
Track Temperature



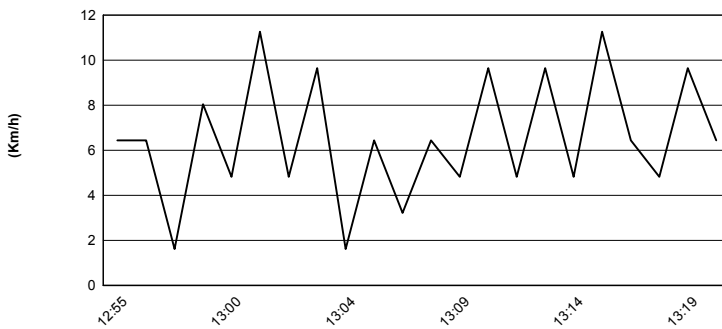
Air Pressure



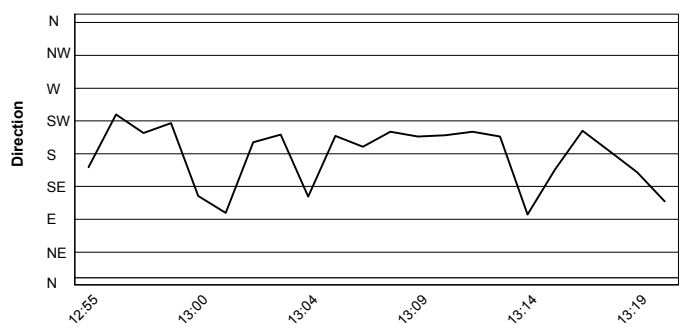
Humidity



Wind Speed



Wind Direction

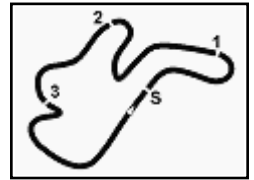


23/02/2019

These data/results cannot be reproduced, stored and/or transmitted in whole or in part by any manner of electronic, mechanical, photocopying, recording, broadcasting or otherwise now known or herein after developed without the previous express consent by the copyright owner, except for reproduction in daily press and regular printed publications on sale to the public within 60 days of the event related to those data/results and always provided that copyright symbol appears together as follows below.

© DORNA WSBK ORGANIZATION Srl 2019





Phillip Island 4.445 m

Yamaha Finance Australian Round, 22-24 February 2019

World Supersport - Provisional Starting Grid

16 Laps x 4,445 km = 71,120 km

1	64 CARICASULO F. Yamaha 1'32.604	2	21 KRUMMENACHER R. Yamaha 1'32.683	3	16 CLUZEL J. Yamaha 1'33.143	
2	4	3 DE ROSA R. MV Agusta 1'33.254	5	22 FULIGNI F. MV Agusta 1'33.394	6	36 GRADINGER T. Yamaha 1'33.599
3	7	80 BARBERA H. Yamaha 1'33.621	8	78 OKUBO H. Kawasaki 1'33.756	9	44 MAHIAS L. Kawasaki 1'33.804
4	10	38 SOOMER H. Honda 1'33.838	11	32 VINALES I. Yamaha 1'33.924	12	95 DANILO J. Honda 1'34.052
5	13	56 SEBESTYEN P. Honda 1'34.185	14	94 PEROLARI C. Yamaha 1'34.192	15	7 TOPARIS T. Yamaha 1'34.448
6	16	61 RUIU G. Honda 1'34.509	17	86 BADOVINI A. Kawasaki 1'34.575	18	6 HERRERA M. Yamaha 1'34.575
7	19	84 CRESSON L. Yamaha 1'34.765	20	74 VAN SIKKELERUS J. Honda 1'34.870	21	10 CALERO N. Kawasaki 1'35.101
8	22	30 VAN STRAALLEN G. Kawasaki 1'35.322				

23/02/2019 Jury President

These data/results cannot be reproduced, stored and/or transmitted in whole or in part by any manner of electronic, mechanical, photocopying, recording, broadcasting or otherwise now known or herein after developed without the previous express consent by the copyright owner, except for reproduction in daily press and regular printed publications on sale to the public within 60 days of the event related to those data/results and always provided that copyright symbol appears together as follows below.

© DORNA WSBK ORGANIZATION Srl 2019

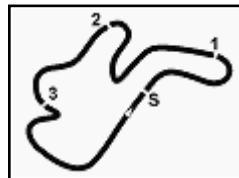
FICR PERUGIA TIMING



Official Tyre Supplier



Official Timekeeper



Phillip Island 4.445 m

Yamaha Finance Australian Round, 22-24 February 2019

World Supersport - Superpole Ranking

	2016	2017	2018	2019
01 Phillip Island Grand Prix Circuit	Sofuoglu (Tur) Kaw 1'33.142 (171,8 Km/h)	Jacobsen (Usa) MvA 1'33.128 (171,8 Km/h)	Mahias (Fra) Yam 1'33.160 (171,8 Km/h)	Caricasulo (Ita) Yam 1'32.604 (172,8 Km/h)
02 Chang International Circuit	Cluzel (Fra) MvA 1'38.383 (166,6 Km/h)	Cluzel (Fra) Hon 1'37.683 (167,8 Km/h)	Mahias (Fra) Yam 1'36.738 (169,5 Km/h)	
03 Motorland Aragon	Sofuoglu (Tur) Kaw 1'54.000 (160,3 Km/h)	Jacobsen (Usa) MvA 1'54.948 (159,0 Km/h)	Cortese (Ger) Yam 1'53.567 (160,9 Km/h)	
04 TT Circuit Assen	Krummenacher (Sui) Kaw 1'39.300 (164,7 Km/h)	Sofuoglu (Tur) Kaw 1'37.805 (167,2 Km/h)	Cortese (Ger) Yam 1'37.799 (167,2 Km/h)	
05 Autodromo Internazionale Enzo e Dino	Cluzel (Fra) MvA 1'51.132 (159,8 Km/h)	Jacobsen (Usa) MvA 1'51.611 (159,1 Km/h)	Mahias (Fra) Yam 1'53.042 (157,1 Km/h)	
06 Circuito de Jerez Ángel Nieto	Sofuoglu (Tur) Kaw 1'42.969 (154,6 Km/h)	Caricasulo (Ita) Yam 1'43.285 (154,2 Km/h)		
07 Misano World Circuit "Marco Simoncelli"	Caricasulo (Ita) Hon 1'38.097 (149,0 Km/h)	Sofuoglu (Tur) Kaw 1'38.672 (148,1 Km/h)	Caricasulo (Ita) Yam 1'37.694 (149,6 Km/h)	
08 Donington Park	Sofuoglu (Tur) Kaw 1'30.298 (160,3 Km/h)	Sofuoglu (Tur) Kaw 1'30.904 (159,2 Km/h)	Cluzel (Fra) Yam 1'30.270 (160,3 Km/h)	
09 Autódromo Internacional do Algarve		Sofuoglu (Tur) Kaw 1'45.541 (156,6 Km/h)	Mahias (Fra) Yam 1'44.588 (158,1 Km/h)	
10 Circuit de Nevers Magny-Cours	Sofuoglu (Tur) Kaw 1'55.461 (137,5 Km/h)	Tuuli (Fin) Yam 1'43.833 (152,9 Km/h)	Caricasulo (Ita) Yam 1'40.416 (158,1 Km/h)	
11 Circuit San Juan Villicum			Mahias (Fra) Yam 1'43.026 (139,8 Km/h)	
12 Losail International Circuit	Stapleford (Gbr) Tri 2'01.621 (159,2 Km/h)	Mahias (Fra) Yam 2'00.738 (160,4 Km/h)	Mahias (Fra) Yam 2'00.461 (160,8 Km/h)	

2019

1 F. Caricasulo

ALL TIMES

34 K. Sofuoglu	3 I. MacPherson	1 B. MacLeod
22 S. Charpentier	3 A. Pitt	1 J. Vd Goorbergh
20 J. Cluzel	3 K. Curtain	1 S. Sanna
17 B. Parkes	3 D. Salom	1 M. Fabrizio
15 K. Muggeridge	3 S. Cortese	1 C. Jones
14 F. Foret	2 P. Bontempi	1 S. Morais
14 S. Lowes	2 V. Guareschi	1 K. Coghlan
10 C. Crutchlow	2 J. Teuchert	1 C. Davies
7 L. Mahias	2 M. Lagrive	1 F. Marino
6 S. Chambon	2 L. Scassa	1 L. Stapleford
6 E. Laverty	2 J. Lascorz	1 N. Tuuli
5 P. Casoli	2 M. Pirro	1 R. Krummenacher
5 K. Fujiwara	2 M. van der Mark	
5 C. Vermeulen	1 J. Whitham	
5 P. Jacobsen	1 M. Meregalli	
5 F. Caricasulo	1 P. Riba	
3 R. Xaus	1 C. Kellner	

23/02/2019

These data/results cannot be reproduced, stored and/or transmitted in whole or in part by any manner of electronic, mechanical, photocopying, recording, broadcasting or otherwise now known or herein after developed without the previous express consent by the copyright owner, except for reproduction in daily press and regular printed publications on sale to the public within 60 days of the event related to those data/results and always provided that copyright symbol appears together as follows below.

© DORNA WSBK ORGANIZATION Srl 2019

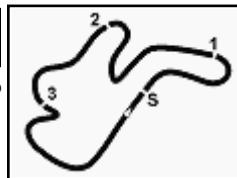
FICR PERUGIA TIMING



Official Tyre Supplier



Official Timekeeper



Phillip Island 4.445 m

Yamaha Finance Australian Round, 22-24 February 2019

World Supersport - Tissot Superpole Award

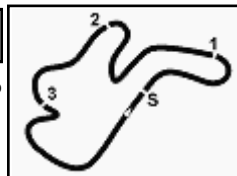
	Points	Points From First	Points From Previous	February 24	March 17	April 7	April 14	May 12	June 9	June 23	July 7	September 8	September 24	October 13	October 26				
				PHILLIP ISLAND	BURIRAM	ARAGON	ASSEN	IMOLA	JEREZ	MISANO	DONINGTON PARK	PORTIMAO	MAGNY COURS	VILLICUM	LOSAIL				
1 CARICASULO Federico (ITA)	12			12															
2 KRUMMENACHER Randy (SUI)	9	3		9															
3 CLUZEL Jules (FRA)	7	5	2	7															
4 DE ROSA Raffaele (ITA)	6	6	1	6															
5 FULIGNI Federico (ITA)	5	7	1	5															
6 GRADINGER Thomas (AUT)	4	8	1	4															
7 BARBERA Hector (ESP)	3	9	1	3															
8 OKUBO Hikari (JPN)	2	10	1	2															
9 MAHIAS Lucas (FRA)	1	11	1	1															

23/02/2019 Odd points columns: Tissot Superpole Even points columns: Tissot Superpole Race

These data/results cannot be reproduced, stored and/or transmitted in whole or in part by any manner of electronic, mechanical, photocopying, recording, broadcasting or otherwise now known or herein after developed without the previous express consent by the copyright owner, except for reproduction in daily press and regular printed publications on sale to the public within 60 days of the event related to those data/results and always provided that copyright symbol appears together as follows below.

© DORNA WSBK ORGANIZATION Srl 2019





Yamaha Finance Australian Round, 22-24 February 2019

World Supersport - Best Laps & Speeds

No.	Rider Bike	Nat	Best Lap		FP1		FP2		FP3		SP	
			LL	SPD	LL	SPD	LL	SPD	LL	SPD	LL	SPD
1	64 F. CARICASULO Yamaha YZF R6	ITA	1'32.604	56 267,9	1'33.166	18 267,9	1'33.335	15 266,0	1'33.370	11 267,9	1'32.604	12 267,9
2	21 R. KRUMMENACHER Yamaha YZF R6	SUI	1'32.683	56 270,6	1'32.777	17 269,3	1'33.536	19 270,6	1'33.066	12 268,6	1'32.683	8 267,9
3	16 J. CLUZEL Yamaha YZF R6	FRA	1'33.143	60 271,3	1'33.473	19 271,3	1'33.208	17 266,6	1'33.406	12 268,6	1'33.143	12 268,6
4	36 T. GRADINGER Yamaha YZF R6	AUT	1'33.150	61 272,0	1'33.150	20 272,0	1'34.416	18 266,6	1'33.716	11 268,6	1'33.599	12 267,9
5	3 R. DE ROSA MV Agusta F3 675	ITA	1'33.254	67 272,7	1'33.257	21 272,7	1'33.737	23 266,0	1'33.518	12 269,3	1'33.254	11 266,6
6	22 F. FULIGNI MV Agusta F3 675	ITA	1'33.394	64 269,3	1'34.630	18 267,9	1'34.098	22 266,6	1'33.928	11 269,3	1'33.394	13 267,9
7	44 L. MAHIAS Kawasaki ZX-6R	FRA	1'33.521	55 271,3	1'33.521	19 271,3	1'33.607	16 262,1	1'33.968	12 266,6	1'33.804	8 266,6
8	80 H. BARBERA Yamaha YZF R6	ESP	1'33.621	56 270,6	1'33.809	18 266,0	1'34.404	17 268,6	1'33.993	9 267,9	1'33.621	12 270,6
9	78 H. OKUBO Kawasaki ZX-6R	JPN	1'33.631	62 274,1	1'33.631	22 272,7	1'34.641	17 262,1	1'34.226	12 267,9	1'33.756	11 274,1
10	94 C. PEROLARI Yamaha YZF R6	FRA	1'33.815	57 270,6	1'33.885	19 266,0	1'34.585	15 267,9	1'33.815	10 270,0	1'34.192	13 270,6
11	38 H. SOOMER Honda CBR600RR	EST	1'33.838	63 264,7	1'34.459	21 263,4	1'34.567	17 260,2	1'34.487	12 264,7	1'33.838	13 264,7
12	32 I. VINALES Yamaha YZF R6	ESP	1'33.924	57 272,0	1'34.218	19 269,3	1'34.456	17 266,6	1'34.128	10 270,6	1'33.924	11 272,0
13	95 J. DANILO Honda CBR600RR	FRA	1'34.052	56 274,8	1'34.924	15 265,3	1'34.854	20 269,3	1'34.397	11 270,0	1'34.052	10 274,8
14	56 P. SEBESTYEN Honda CBR600RR	HUN	1'34.079	57 271,3	1'34.547	20 267,9	1'34.587	15 266,0	1'34.079	11 270,0	1'34.185	11 271,3
15	86 A. BADOVINI Kawasaki ZX-6R	ITA	1'34.145	54 266,6	1'35.159	15 262,7	1'35.189	17 263,4	1'34.145	11 264,0	1'34.575	12 266,6
16	7 T. TOPARIS Yamaha YZF R6	AUS	1'34.448	45 265,3	1'34.658	17 259,6	1'34.862	16 257,7			1'34.448	12 265,3
17	6 M. HERRERA Yamaha YZF R6	ESP	1'34.466	58 269,3	1'34.850	23 268,6	1'34.585	18 269,3	1'34.466	12 269,3	1'34.575	5 266,0
18	61 G. RUIU Honda CBR600RR	ITA	1'34.509	55 271,3	1'35.232	15 266,0	1'35.374	17 264,7	1'35.096	11 271,3	1'34.509	12 265,3
19	84 L. CRESSON Yamaha YZF R6	BEL	1'34.566	53 276,9	1'34.754	17 274,1	1'35.006	14 267,9	1'34.566	11 276,9	1'34.765	11 270,6
20	74 J. VAN SIKKELERUS Honda CBR600RR	NED	1'34.653	63 267,9	1'34.937	22 262,7	1'35.288	19 260,2	1'34.653	10 267,9	1'34.870	12 266,0
21	30 G. VAN STRAALLEN Kawasaki ZX-6R	NED	1'34.828	58 270,6	1'35.362	22 264,7	1'35.917	20 270,6	1'34.828	4 266,6	1'35.322	12 260,2
22	15 A. COPPOLA Honda CBR600RR	ITA	1'35.076	24 268,6	1'35.076	17 268,6	1'35.789	7 267,9				
23	10 N. CALERO Kawasaki ZX-6R	ESP	1'35.101	61 271,3	1'35.183	19 265,3	1'35.610	19 268,6	1'35.939	10 271,3	1'35.101	13 267,9
24	47 R. HARTOG Kawasaki ZX-6R	NED	1'35.276	32 262,7	1'35.276	18 262,7	1'35.553	14 260,8				

23/02/2019

These data/results cannot be reproduced, stored and/or transmitted in whole or in part by any manner of electronic, mechanical, photocopying, recording, broadcasting or otherwise now known or herein after developed without the previous express consent by the copyright owner, except for reproduction in daily press and regular printed publications on sale to the public within 60 days of the event related to those data/results and always provided that copyright symbol appears together as follows below.

© DORNA WSBK ORGANIZATION Srl 2019

FICR PERUGIA TIMING



Official Tyre Supplier



Official Timekeeper