

Motocard Aragon Round, 5-7 April 2019

Free Practices Combined Results

No.	Rider	Nat	Team	Bike	Class	FP1	FP2	FP3	Time	Gap	Rel.	Avg	LL
1	19 A. BAUTISTA	ESP	ARUBA.IT Racing - Ducati	Ducati Panigale V4 R		1'49.692	1'49.607		1'49.607			166,752	38
2	22 A. LOWES	GBR	Pata Yamaha WorldSBK Team	Yamaha YZF R1		1'50.819	1'50.126		1'50.126	0.519	0.519	165,966	32
3	1 J. REA	GBR	Kawasaki Racing Team WorldSBK	Kawasaki ZX-10RR		1'50.841	1'50.149		1'50.149	0.542	0.023	165,932	30
4	66 T. SYKES	GBR	BMW Motorrad WorldSBK Team	BMW S1000 RR		1'51.215	1'50.226		1'50.226	0.619	0.077	165,816	22
5	50 E. LAVERTY	IRL	Team Goeven	Ducati Panigale V4 R	IND	1'51.069	1'50.356		1'50.356	0.749	0.130	165,620	33
6	11 S. CORTESE	GER	GRT Yamaha WorldSBK	Yamaha YZF R1	IND	1'51.427	1'50.636		1'50.636	1.029	0.280	165,201	30
7	91 L. HASLAM	GBR	Kawasaki Racing Team WorldSBK	Kawasaki ZX-10RR		1'50.985	1'50.754		1'50.754	1.147	0.118	165,025	34
8	28 M. REITERBERGER	GER	BMW Motorrad WorldSBK Team	BMW S1000 RR		1'51.993	1'50.799		1'50.799	1.192	0.045	164,958	31
9	7 C. DAVIES	GBR	ARUBA.IT Racing - Ducati	Ducati Panigale V4 R		1'50.920	1'51.022		1'50.920	1.313	0.121	164,778	34
10	21 M. RINALDI	ITA	BARNI Racing Team	Ducati Panigale V4 R	IND	1'52.710	1'50.985		1'50.985	1.378	0.065	164,682	29
11	33 M. MELANDRI	ITA	GRT Yamaha WorldSBK	Yamaha YZF R1	IND	1'52.429	1'51.053		1'51.053	1.446	0.068	164,581	33
12	60 M. VAN DER MARK	NED	Pata Yamaha WorldSBK Team	Yamaha YZF R1		1'51.308	1'51.103		1'51.103	1.496	0.050	164,507	35
13	54 T. RAZGATLIOGLU	TUR	Turkish Puccetti Racing	Kawasaki ZX-10RR	IND	1'51.839	1'51.232		1'51.232	1.625	0.129	164,316	31
14	36 L. MERCADO	ARG	Orelac Racing VerdNatura	Kawasaki ZX-10RR	IND	1'52.410	1'51.560		1'51.560	1.953	0.328	163,833	33
15	81 J. TORRES	ESP	Team Pedercini Racing	Kawasaki ZX-10RR	IND	1'51.679	1'51.576		1'51.576	1.969	0.016	163,809	29
16	2 L. CAMIER	GBR	Moriwaki Althea Honda Team	Honda CBR1000RR		1'53.505	1'52.364		1'52.364	2.757	0.788	162,661	32
17	23 R. KIYONARI	JPN	Moriwaki Althea Honda Team	Honda CBR1000RR		1'53.814	1'53.800		1'53.800	4.193	1.436	160,608	30
18	52 A. DELBIANCO	ITA	Althea Mie Racing Team	Honda CBR1000RR	IND	1'54.890	1'53.883		1'53.883	4.276	0.083	160,491	29

05/04/2019

These data/results cannot be reproduced, stored and/or transmitted in whole or in part by any manner of electronic, mechanical, photocopying, recording, broadcasting or otherwise now known or herein after developed without the previous express consent by the copyright owner, except for reproduction in daily press and regular printed publications on sale to the public within 60 days of the event related to those data/results and always provided that copyright symbol appears together as follows below.

© DORNA WSBK ORGANIZATION Srl 2019

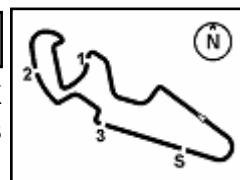
FIKIR PERUGIA TIMING



Official Tyre Supplier



Official Timekeeper



Motocard Aragon Round, 5-7 April 2019

Results Free Practice 2nd Session

MotorLand Aragon 5.077 m

1 / 2

No.	Rider	Nat	Team	Bike	Class	Time	Gap	Rel.	Laps	Speed	
										Avg	Max
1	19 A. BAUTISTA	ESP	ARUBA.IT Racing - Ducati	Ducati Panigale V4 R		1'49.607			19	166,752	314,0
2	22 A. LOWES	GBR	Pata Yamaha WorldSBK Team	Yamaha YZF R1		1'50.126	0.519	0.519	15	165,966	308,6
3	1 J. REA	GBR	Kawasaki Racing Team WorldSBK	Kawasaki ZX-10RR		1'50.149	0.542	0.023	16	165,932	303,4
4	66 T. SYKES	GBR	BMW Motorrad WorldSBK Team	BMW S1000 RR		1'50.226	0.619	0.077	11	165,816	300,0
5	50 E. LAVERTY	IRL	Team GoEleven	Ducati Panigale V4 R	IND	1'50.356	0.749	0.130	17	165,620	305,1
6	11 S. CORTESE	GER	GRT Yamaha WorldSBK	Yamaha YZF R1	IND	1'50.636	1.029	0.280	15	165,201	302,5
7	91 L. HASLAM	GBR	Kawasaki Racing Team WorldSBK	Kawasaki ZX-10RR		1'50.754	1.147	0.118	16	165,025	305,1
8	28 M. REITERBERGER	GER	BMW Motorrad WorldSBK Team	BMW S1000 RR		1'50.799	1.192	0.045	15	164,958	301,7
9	21 M. RINALDI	ITA	BARNI Racing Team	Ducati Panigale V4 R	IND	1'50.985	1.378	0.186	15	164,682	305,9
10	7 C. DAVIES	GBR	ARUBA.IT Racing - Ducati	Ducati Panigale V4 R		1'51.022	1.415	0.037	17	164,627	306,8
11	33 M. MELANDRI	ITA	GRT Yamaha WorldSBK	Yamaha YZF R1	IND	1'51.053	1.446	0.031	16	164,581	303,4
12	60 M. VAN DER MARK	NED	Pata Yamaha WorldSBK Team	Yamaha YZF R1		1'51.103	1.496	0.050	17	164,507	300,0
13	54 T. RAZGATLIOGLU	TUR	Turkish Puccetti Racing	Kawasaki ZX-10RR	IND	1'51.232	1.625	0.129	15	164,316	299,2
14	36 L. MERCADO	ARG	Orelac Racing VerdNatura	Kawasaki ZX-10RR	IND	1'51.560	1.953	0.328	17	163,833	304,2
15	81 J. TORRES	ESP	Team Pedercini Racing	Kawasaki ZX-10RR	IND	1'51.576	1.969	0.016	18	163,809	299,2
16	2 L. CAMIER	GBR	Moriwaki Althea Honda Team	Honda CBR1000RR		1'52.364	2.757	0.788	14	162,661	297,5
17	23 R. KIYONARI	JPN	Moriwaki Althea Honda Team	Honda CBR1000RR		1'53.800	4.193	1.436	13	160,608	300,8
18	52 A. DELBIANCO	ITA	Althea Mie Racing Team	Honda CBR1000RR	IND	1'53.883	4.276	0.083	14	160,491	286,5

Qualifying Lap Time (107% of 1'49.607): **1'57.280**

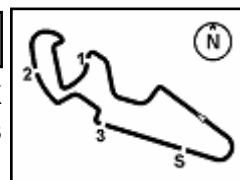
AIR	Humidity:	43%	Temp:	16°C
TRACK	Condition:	Dry	Temp:	25°C

Records	Pole	(SP2)	2017	C.Davies	1'49.319	167,190	Km/h
	Race	(RC1)	2016	C.Davies	1'50.421	165,520	Km/h
	All Times	(SP2)	2017	C.Davies	1'49.319	167,190	Km/h

Start End The results are provisional until the end of the time limit for protests and appeals
05/04/2019 15:00 15:52 and the completion of the technical checks.

These data/results cannot be reproduced, stored and/or transmitted in whole or in part by any manner of electronic, mechanical, photocopying, recording, broadcasting or otherwise now known or herein after developed without the previous express consent by the copyright owner, except for reproduction in daily press and regular printed publications on sale to the public within 60 days of the event related to those data/results and always provided that copyright symbol appears together as follows below.

© DORNA WSBK ORGANIZATION Srl 2019



Motocard Aragon Round, 5-7 April 2019

Results Free Practice 2nd Session

Session Highlights

Local Time	No. Rider	Description
15.00.00		Start
15.00.03		WorldSBK Pit Intervention Time: 56secs
15.03.30	23 R. KIYONARI	On Asphalt - Re-Joined - Turn 10
15.06.06	54 T. RAZGATLIOGLU	On Asphalt - Re-Joined - Turn 1
15.07.38	52 A. DELBIANCO	On Asphalt - Re-Joined - Turn 12
15.08.46	7 C. DAVIES	On Asphalt - Re-Joined - Turn 1
15.09.58	36 L. MERCADO	On Asphalt - Re-Joined - Turn 1
15.12.22	19 A. BAUTISTA	On Asphalt - Re-Joined - Turn 1
15.12.23	28 M. REITERBERGER	On Asphalt - Re-Joined - Turn 1
15.14.56	66 T. SYKES	Crashed - Turn 1
15.15.24	66 T. SYKES	Re-joined
15.18.00	52 A. DELBIANCO	On Asphalt - Re-Joined - Turn 10
15.18.20	66 T. SYKES	BLACK FLAG - Doesn't enter pit lane after crash (art. 1.21.5)
15.21.22	23 R. KIYONARI	On Asphalt - Re-Joined - Turn 3
15.21.55	66 T. SYKES	Allowed to continue the practice
15.24.03	7 C. DAVIES	On Asphalt - Re-Joined - Turn 16
15.25.49	21 M. RINALDI	On Asphalt - Re-Joined - Turn 7
15.29.12	11 S. CORTESE	On Asphalt - Re-Joined - Turn 14
15.32.15		DROPS of RAIN in Sector 1
15.33.00	28 M. REITERBERGER	On Asphalt - Re-Joined - Turn 1
15.33.53	22 A. LOWES	On Asphalt - Re-Joined - Turn 10
15.33.56	7 C. DAVIES	On Asphalt - Re-Joined - Turn 12
15.40.13	36 L. MERCADO	On Asphalt - Re-Joined - Turn 1
15.42.11	54 T. RAZGATLIOGLU	On Asphalt - Re-Joined - Turn 14
15.44.44	11 S. CORTESE	On Asphalt - Re-Joined - Turn 1
15.44.44	23 R. KIYONARI	On Asphalt - Re-Joined - Turn 1
15.44.44	52 A. DELBIANCO	On Asphalt - Re-Joined - Turn 1
15.45.34	2 L. CAMIER	On Asphalt - Re-Joined - Turn 12
15.45.34	52 A. DELBIANCO	On Asphalt - Re-Joined - Turn 12
15.47.24		DROPS of RAIN in Sector 2
15.48.21	91 L. HASLAM	On Asphalt - Re-Joined - Turn 14
15.48.53	28 M. REITERBERGER	On Asphalt - Re-Joined - Turn 1
15.49.09	50 E. LAVERTY	On Asphalt - Re-Joined - Turn 16
15.49.26		DROPS of RAIN in All Sectors
15.52.25		End Of Session

Fastest Laps Sequence

No.	Rider	Nat	Team	Bike	Local Time	Time	Gap	Avg
1	J. REA	GBR	Kawasaki Racing Team WorldSBK	Kawasaki ZX-10RR	15:03'44.613	1'50.573		165,295
19	A. BAUTISTA	ESP	ARUBA.IT Racing - Ducati	Ducati Panigale V4 R	15:04'11.543	1'49.705	-0.868	166,603
19	A. BAUTISTA	ESP	ARUBA.IT Racing - Ducati	Ducati Panigale V4 R	15:06'01.150	1'49.607	-0.098	166,752

05/04/2019 Start 15:00 End 15:52 The results are provisional until the end of the time limit for protests and appeals and the completion of the technical checks.

These data/results cannot be reproduced, stored and/or transmitted in whole or in part by any manner of electronic, mechanical, photocopying, recording, broadcasting or otherwise now known or herein after developed without the previous express consent by the copyright owner, except for reproduction in daily press and regular printed publications on sale to the public within 60 days of the event related to those data/results and always provided that copyright symbol appears together as follows below.

© DORNA WSBK ORGANIZATION Srl 2019

Motocard Aragon Round, 5-7 April 2019

Best Sectors & Speed Free Practice 2nd Session

MotorLand Aragon 5.077 m

BEST LAP			
1	19 A. BAUTISTA	Ducati Panigale V4 R	1'49.607
2	22 A. LOWES	Yamaha YZF R1	1'50.126
3	1 J. REA	Kawasaki ZX-10RR	1'50.149
4	66 T. SYKES	BMW S1000 RR	1'50.226
5	50 E. LAVERTY	Ducati Panigale V4 R	1'50.356
6	11 S. CORTESE	Yamaha YZF R1	1'50.636
7	91 L. HASLAM	Kawasaki ZX-10RR	1'50.754
8	28 M. REITERBERGER	BMW S1000 RR	1'50.799
9	21 M. RINALDI	Ducati Panigale V4 R	1'50.985
10	7 C. DAVIES	Ducati Panigale V4 R	1'51.022
11	33 M. MELANDRI	Yamaha YZF R1	1'51.053
12	60 M. VAN DER MARK	Yamaha YZF R1	1'51.103
13	54 T. RAZGATLIOGLU	Kawasaki ZX-10RR	1'51.232
14	36 L. MERCADO	Kawasaki ZX-10RR	1'51.560
15	81 J. TORRES	Kawasaki ZX-10RR	1'51.576
16	2 L. CAMIER	Honda CBR1000RR	1'52.364
17	23 R. KIYONARI	Honda CBR1000RR	1'53.800
18	52 A. DELBIANCO	Honda CBR1000RR	1'53.883

SPEED			
1	19 A. BAUTISTA	Ducati Panigale V4 R	314,0
2	22 A. LOWES	Yamaha YZF R1	308,6
3	7 C. DAVIES	Ducati Panigale V4 R	306,8
4	21 M. RINALDI	Ducati Panigale V4 R	305,9
5	91 L. HASLAM	Kawasaki ZX-10RR	305,1
6	50 E. LAVERTY	Ducati Panigale V4 R	305,1
7	36 L. MERCADO	Kawasaki ZX-10RR	304,2
8	1 J. REA	Kawasaki ZX-10RR	303,4
9	33 M. MELANDRI	Yamaha YZF R1	303,4
10	11 S. CORTESE	Yamaha YZF R1	302,5
11	28 M. REITERBERGER	BMW S1000 RR	301,7
12	23 R. KIYONARI	Honda CBR1000RR	300,8
13	60 M. VAN DER MARK	Yamaha YZF R1	300,0
14	66 T. SYKES	BMW S1000 RR	300,0
15	54 T. RAZGATLIOGLU	Kawasaki ZX-10RR	299,2
16	81 J. TORRES	Kawasaki ZX-10RR	299,2
17	2 L. CAMIER	Honda CBR1000RR	297,5
18	52 A. DELBIANCO	Honda CBR1000RR	286,5

SEG. 1			SEG. 2			SEG. 3			SEG. 4		
1	19 A. BAUTISTA	31.459	1	19 A. BAUTISTA	30.851	1	66 T. SYKES	21.090	1	19 A. BAUTISTA	25.871
2	66 T. SYKES	31.502	2	1 J. REA	30.941	2	1 J. REA	21.191	2	50 E. LAVERTY	26.132
3	1 J. REA	31.528	3	22 A. LOWES	30.946	3	28 M. REITERBERGER	21.245	3	22 A. LOWES	26.201
4	22 A. LOWES	31.547	4	66 T. SYKES	31.006	4	19 A. BAUTISTA	21.269	4	21 M. RINALDI	26.204
5	28 M. REITERBERGER	31.643	5	50 E. LAVERTY	31.058	5	60 M. VAN DER MARK	21.319	5	91 L. HASLAM	26.306
6	50 E. LAVERTY	31.654	6	28 M. REITERBERGER	31.101	6	11 S. CORTESE	21.342	6	11 S. CORTESE	26.323
7	91 L. HASLAM	31.675	7	11 S. CORTESE	31.127	7	7 C. DAVIES	21.363	7	1 J. REA	26.341
8	7 C. DAVIES	31.691	8	33 M. MELANDRI	31.130	8	22 A. LOWES	21.367	8	7 C. DAVIES	26.450
9	60 M. VAN DER MARK	31.717	9	21 M. RINALDI	31.153	9	50 E. LAVERTY	21.390	9	54 T. RAZGATLIOGLU	26.488
10	11 S. CORTESE	31.768	10	7 C. DAVIES	31.234	10	21 M. RINALDI	21.417	10	60 M. VAN DER MARK	26.530
11	33 M. MELANDRI	31.850	11	91 L. HASLAM	31.271	11	91 L. HASLAM	21.421	11	33 M. MELANDRI	26.545
12	36 L. MERCADO	31.856	12	54 T. RAZGATLIOGLU	31.300	12	54 T. RAZGATLIOGLU	21.472	12	28 M. REITERBERGER	26.550
13	81 J. TORRES	31.862	13	81 J. TORRES	31.317	13	33 M. MELANDRI	21.479	13	36 L. MERCADO	26.576
14	21 M. RINALDI	31.941	14	36 L. MERCADO	31.367	14	36 L. MERCADO	21.505	14	81 J. TORRES	26.591
15	54 T. RAZGATLIOGLU	31.972	15	60 M. VAN DER MARK	31.456	15	2 L. CAMIER	21.508	15	66 T. SYKES	26.601
16	2 L. CAMIER	32.108	16	2 L. CAMIER	31.670	16	81 J. TORRES	21.532	16	2 L. CAMIER	26.744
17	52 A. DELBIANCO	32.656	17	52 A. DELBIANCO	31.961	17	52 A. DELBIANCO	21.765	17	23 R. KIYONARI	26.851
18	23 R. KIYONARI	32.762	18	23 R. KIYONARI	32.082	18	23 R. KIYONARI	21.908	18	52 A. DELBIANCO	27.335

05/04/2019

These data/results cannot be reproduced, stored and/or transmitted in whole or in part by any manner of electronic, mechanical, photocopying, recording, broadcasting or otherwise now known or herein after developed without the previous express consent by the copyright owner, except for reproduction in daily press and regular printed publications on sale to the public within 60 days of the event related to those data/results and always provided that copyright symbol appears together as follows below.

© DORNA WSBK ORGANIZATION Srl 2019

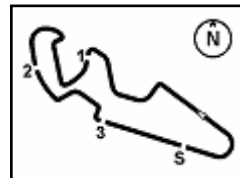
FICR PERUGIA TIMING



Official Tyre Supplier



Official Timekeeper



MotorLand Aragon 5.077 m

Motocard Aragon Round, 5-7 April 2019

Ideal Times Free Practice 2nd Session

No.	Rider	Nat	Bike	Seg. 1	Seg. 2	Seg. 3	Seg. 4	Ideal Time		
				Diff. 1	Diff. 2	Diff. 3	Diff. 4	Best Lap	Pos.	Diff.
1	19 A. BAUTISTA	ESP	Ducati Panigale V4 R	31.459 +0.009	30.851 +0.148	21.269	25.871	1'49.450 1'49.607	1	0.157
2	1 J. REA	GBR	Kawasaki ZX-10RR	31.528 +0.070	30.941	21.191 +0.078	26.341	1'50.001 1'50.149	3	0.148
3	22 A. LOWES	GBR	Yamaha YZF R1	31.547	30.946 +0.032	21.367	26.201 +0.033	1'50.061 1'50.126	2	0.065
4	66 T. SYKES	GBR	BMW S1000 RR	31.502	31.006 +0.027	21.090	26.601	1'50.199 1'50.226	4	0.027
5	50 E. LAVERTY	IRL	Ducati Panigale V4 R	31.654	31.058	21.390 +0.023	26.132 +0.099	1'50.234 1'50.356	5	0.122
6	28 M. REITERBERGER	GER	BMW S1000 RR	31.643 +0.092	31.101	21.245	26.550 +0.168	1'50.539 1'50.799	8	0.260
7	11 S. CORTESE	GER	Yamaha YZF R1	31.768 +0.076	31.127	21.342	26.323	1'50.560 1'50.636	6	0.076
8	91 L. HASLAM	GBR	Kawasaki ZX-10RR	31.675	31.271	21.421	26.306 +0.081	1'50.673 1'50.754	7	0.081
9	21 M. RINALDI	ITA	Ducati Panigale V4 R	31.941	31.153	21.417 +0.162	26.204 +0.108	1'50.715 1'50.985	9	0.270
10	7 C. DAVIES	GBR	Ducati Panigale V4 R	31.691 +0.273	31.234 +0.008	21.363 +0.003	26.450	1'50.738 1'51.022	10	0.284
11	33 M. MELANDRI	ITA	Yamaha YZF R1	31.850	31.130	21.479 +0.040	26.545 +0.009	1'51.004 1'51.053	11	0.049
12	60 M. VAN DER MARK	NED	Yamaha YZF R1	31.717	31.456 +0.025	21.319 +0.056	26.530	1'51.022 1'51.103	12	0.081
13	54 T. RAZGATLIOGLU	TUR	Kawasaki ZX-10RR	31.972	31.300	21.472	26.488	1'51.232 1'51.232	13	
14	81 J. TORRES	ESP	Kawasaki ZX-10RR	31.862 +0.109	31.317	21.532 +0.081	26.591 +0.084	1'51.302 1'51.576	15	0.274
15	36 L. MERCADO	ARG	Kawasaki ZX-10RR	31.856 +0.025	31.367	21.505	26.576 +0.231	1'51.304 1'51.560	14	0.256
16	2 L. CAMIER	GBR	Honda CBR1000RR	32.108 +0.102	31.670 +0.079	21.508	26.744 +0.153	1'52.030 1'52.364	16	0.334
17	23 R. KIYONARI	JPN	Honda CBR1000RR	32.762 +0.176	32.082 +0.021	21.908	26.851	1'53.603 1'53.800	17	0.197
18	52 A. DELBIANCO	ITA	Honda CBR1000RR	32.656 +0.147	31.961	21.765	27.335 +0.019	1'53.717 1'53.883	18	0.166
Overall Ideal Time				31.459	30.851	21.090	25.871	1'49.271		

05/04/2019

These data/results cannot be reproduced, stored and/or transmitted in whole or in part by any manner of electronic, mechanical, photocopying, recording, broadcasting or otherwise now known or herein after developed without the previous express consent by the copyright owner, except for reproduction in daily press and regular printed publications on sale to the public within 60 days of the event related to those data/results and always provided that copyright symbol appears together as follows below.

© DORNA WSBK ORGANIZATION Srl 2019

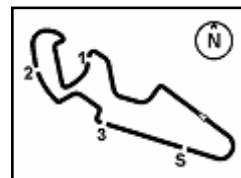
PIRELLI PERUGIA TIMING



Official Tyre Supplier



Official Timekeeper



Motocard Aragon Round, 5-7 April 2019

Chronological Analysis Free Practice 2nd Session

MotorLand Aragon 5.077 m

1 / 3

1° 19 A. BAUTISTA (1'49.607)								4° 66 T. SYKES (1'50.226)							
Lap	Seg.1	Seg.2	Seg.3	Seg.4	Lap Time	km/h	Local Time	Lap	Seg.1	Seg.2	Seg.3	Seg.4	Lap Time	km/h	Local Time
1		31.796	21.772	26.085	310,3	15:02'21.838		1		32.609	22.083	27.140	295,9	15:03'20.099	
2	31.671	30.851	21.291	25.892	1'49.705	310,3	15:04'11.543	2	31.818	31.006	21.123	26.698	1'50.645	297,5	15:05'10.744
3	31.468	30.999	21.269	25.871	1'49.607	313,0	15:06'01.150	3	34.241	32.845	22.561	33.708	2'03.355P	290,3	15:07'14.099
4	31.459	31.155	21.593	25.885	1'50.092	314,0	15:07'51.242	4	5'49.122	32.615	22.074	26.880	7'10.691P	294,3	15:14'24.790
5	32.004	31.099	21.333	26.017	1'50.453	308,6	15:09'41.695	5	1'13.208	32.463	21.799	29.129	2'36.599	277,6	15:17'01.389
6	31.657	31.174	21.366	26.219	1'50.416	305,9	15:11'32.111	6	31.806	31.184	21.230	33.693	1'57.913CP	300,0	15:18'59.302
7	34.945	34.038	21.822	26.271	1'57.076	306,8	15:13'29.187	7	10'47.482	31.986	22.156	26.887	12'08.511P	293,5	15:31'07.813
8	31.565	31.193	21.454	26.140	1'50.352	309,5	15:15'19.539	8	31.909	32.041	21.888	27.371	1'53.209	291,9	15:33'01.022
9	31.646	31.227	21.449	26.127	1'50.449	309,5	15:17'09.988	9	32.128	33.303	22.194	34.356	2'01.981P	295,9	15:35'03.003
10	32.744	31.952	21.903	32.915	1'59.514P	307,7	15:19'09.502	10	8'59.286	32.438	21.864	26.974	10'20.562P	289,5	15:45'23.565
11	6'18.493	32.037	21.885	26.224	7'38.639P	307,7	15:26'48.141	11	31.502	31.033	21.090	26.601	1'50.226	295,1	15:47'13.791
12	31.711	31.250	21.396	25.965	1'50.322	309,5	15:28'38.463	12	34.717	32.061	22.476	37.957	2'07.211P	274,8	15:49'21.002
13	31.569	31.248	21.348	26.270	1'50.435	306,8	15:30'28.898								
14	31.602	31.225	21.396	26.092	1'50.315	308,6	15:32'19.213								
15	31.701	31.439	22.922	34.880	2'00.942P	302,5	15:34'20.155								
16	5'51.639	32.032	21.939	26.449	7'12.059P	302,5	15:41'32.214								
17	31.799	31.234	21.520	26.021	1'50.574	307,7	15:43'22.788								
18	31.826	31.282	21.369	26.386	1'50.863	306,8	15:45'13.651								
19	31.675	31.208	21.528	26.180	1'50.591	306,8	15:47'04.242								
20	31.707	31.297	21.531	36.827	2'01.362P	307,7	15:49'05.604								

2° 22 A. LOWES (1'50.126)								5° 50 E. LAVERTY (1'50.356)							
Lap	Seg.1	Seg.2	Seg.3	Seg.4	Lap Time	km/h	Local Time	Lap	Seg.1	Seg.2	Seg.3	Seg.4	Lap Time	km/h	Local Time
1		32.008	21.817	26.479	218,17	15:02'23.427		1		32.840	22.572	26.707	300,0	15:01'55.762	
2	31.814	30.946	21.541	26.201	1'50.502	303,4	15:04'13.929	2	32.628	31.376	21.544	26.467	1'52.015	302,5	15:03'47.777
3	31.547	30.978	21.367	26.234	1'50.126	308,6	15:06'04.055	3	31.862	31.228	21.804	26.359	1'51.253	303,4	15:05'39.030
4	31.933	33.856	23.825	26.650	1'56.264	302,5	15:08'00.319	4	31.837	38.960	27.314	37.392	2'15.503P	215,6	15:07'54.533
5	31.737	31.324	21.507	26.575	1'51.143	298,3	15:09'51.462	5	9'46.265	34.426	22.077	26.691	11'09.459P	301,7	15:19'03.992
6	31.969	31.232	21.645	26.477	1'51.323	299,2	15:11'42.785	6	31.846	31.229	21.457	26.335	1'50.867	301,7	15:20'54.859
7	31.848	31.281	21.668	35.586	2'00.383P	287,2	15:13'43.168	7	31.722	31.278	21.552	26.245	1'50.797	303,4	15:22'45.656
8	11'20.019	32.162	22.226	26.615	12'41.022P	299,2	15:26'24.190	8	32.012	31.381	21.707	26.215	1'51.315	302,5	15:24'36.971
9	31.938	31.607	21.636	26.623	1'51.804	298,3	15:28'15.994	9	31.984	31.353	21.545	26.267	1'51.149	305,1	15:26'28.120
10	31.930	31.428	21.466	26.548	1'51.372	295,1	15:30'07.366	10	33.712	32.599	21.898	34.338	2'02.547P	298,3	15:28'30.667
11	31.890	31.579	21.640	26.619	1'51.728	298,3	15:31'59.094	11	7'15.882	33.656	22.133	27.564	8'39.235P	290,3	15:37'09.902
12	36.790	35.882	23.184	34.424	2'10.280P	296,7	15:34'09.374	12	31.802	31.196	21.390	26.132	1'50.520	298,3	15:39'00.422
13	8'52.438	32.395	21.758	26.819	10'13.410P	295,1	15:44'22.784	13	31.654	31.058	21.447	26.231	1'50.356	298,3	15:40'50.778
14	32.053	31.424	21.496	26.668	1'51.641	295,1	15:46'14.425	14	31.657	31.179	21.417	26.145	1'50.428	299,2	15:42'41.206
15	31.991	31.431	21.523	26.854	1'51.799	295,9	15:48'06.224	15	31.806	31.231	21.432	26.294	1'50.763	300,0	15:44'31.969
16	31.862	31.281	21.475	34.977	1'59.595	227,4	15:50'05.819	16	31.848	31.324	21.626	26.353	1'51.151	298,3	15:46'23.120

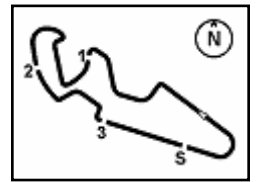
3° 1 J. REA (1'50.149)								6° 11 S. CORTESE (1'50.636)							
Lap	Seg.1	Seg.2	Seg.3	Seg.4	Lap Time	km/h	Local Time	Lap	Seg.1	Seg.2	Seg.3	Seg.4	Lap Time	km/h	Local Time
1		32.081	21.715	26.550	300,0	15:01'54.040		1		33.262	22.383	27.062	295,1	15:02'15.976	
2	31.586	31.053	21.464	26.470	1'50.573	301,7	15:03'44.613	2	34.243	31.826	26.504	26.902	1'59.475	301,7	15:04'15.451
3	31.642	31.011	21.453	26.466	1'50.572	300,8	15:05'35.185	3	32.260	31.722	21.459	26.432	1'51.873	301,7	15:06'07.324
4	32.604	32.378	21.883	26.700	1'53.565	301,7	15:07'28.570	4	32.061	31.744	21.632	26.489	1'51.926	302,5	15:07'59.250
5	31.559	31.089	21.298	26.400	1'50.346	300,0	15:09'19.096	5	33.383	32.159	22.447	34.866	2'02.855P	297,5	15:10'02.105
6	32.890	32.266	21.942	32.016	1'59.114P	299,2	15:11'18.210	6	10'00.835	32.709	22.542	27.061	11'23.147P	294,3	15:21'25.252
7	4'11.753	32.677	22.393	27.070	5'33.893P	293,5	15:16'52.103	7	32.352	31.728	21.844	26.731	1'52.655	296,7	15:23'17.907
8	31.985	31.252	21.425	26.590	1'51.252	300,8	15:18'43.355	8	32.299	31.628	21.721	26.683	1'52.331	297,5	15:25'10.238
9	31.720	32.421	21.863	27.350	1'53.354	289,5	15:20'36.709	9	32.182	31.682	21.612	26.745	1'52.221	297,5	15:27'02.459
10	31.748	31.316	21.409	31.850	1'56.323P	301,7	15:22'33.032	10	32.336	32.390	37.657	34.898	2'17.281P	291,1	15:29'19.740
11	10'04.933	33.185	23.165	33.185	11'34.468P	289,5	15:34'07.500	11	9'38.831	32.361	22.887	26.773	11'00.852P	291,9	15:40'20.592
12	5'26.965	31.422	21.512	26.658	6'46.557P	298,3	15:40'54.057	12	31.844	31.127	21.342	26.323	1'50.636	295,9	15:42'11.228
13	31.598	30.941	21.269	26.341	1'50.149	299,2	15:42'44.206	13	32.011	32.073	21.838	26.527	1'52.449	295,1	15:44'03.677
14	31.624	31.071	21.191	26.370	1'50.256	300,0	15:44'34.462	14	33.432	31.788	22.028	26.757	1'54.005	294,3	15:45'57.682
15	31.528	30.983	21.283	26.422	1'50.216	300,0	15:46'24.678	15	31.768	31.331	21.460	26.537	1'51.096	294,3	15:47'48.778
16	31.579	31.012	21.386	28.651	1'52.628	303,4	15:48'17.306	16	32.203	31.888	23.735	50.124	2'17.950P	137,6	15:50'06.728
17	36.793	33.478	24.121	38.426	2'12.818P	247,7	15:50'30.124								

7° 91 L. HASLAM (1'50.754)							
Lap	Seg.1	Seg.2	Seg.3	Seg.4	Lap Time	km/h	Local Time
1		33.142	23.350	27.792	287,2	15:01'58.175	
2	33.541	32.994	22.589	26.657	1'55.781	304,2	15:03'53.956
3	32.245	31.417	21.854	26.573	1'52.089	305,1	15:05'46.045
4	32.002	37.730	23.843	27.219	2'00.794	302,5	15:07'46.839
5	32.095	31.468	21.591	26.647	1'51.801	300,8	15:09'38.640
6	31.917	32.336	22.188	27.396	1'53.837	298,3	15:11'32.477

05/04/2019 P = Pits In/Out - C = Lap Time Cancelled

These data/results cannot be reproduced, stored and/or transmitted in whole or in part by any manner of electronic, mechanical, photocopying, recording, broadcasting or otherwise now known or herein after developed without the previous express consent by the copyright owner, except for reproduction in daily press and regular printed publications on sale to the public within 60 days of the event related to those data/results and always provided that copyright symbol appears together as follows below.

© DORNA WSBK ORGANIZATION Srl 2019



Motocard Aragon Round, 5-7 April 2019
Chronological Analysis Free Practice 2nd Session

MotorLand Aragon 5.077 m

7	33.094	32.694	21.889	35.632	2'03.309P	291,1	15:13'35.786	12	32.189	31.478	21.634	26.626	1'51.927	304,2	15:32'06.725
8	8'26.788	33.227	22.055	27.014	9'49.084P	296,7	15:23'24.870	13	32.131	31.592	27.972	33.277	2'04.972P	306,8	15:34'11.697
9	31.823	31.455	21.441	26.331	1'51.050	302,5	15:25'15.920	14	7'56.098	32.473	21.907	26.822	9'17.300P	299,2	15:43'28.997
10	31.853	31.444	21.441	26.306	1'51.044	303,4	15:27'06.964	15	32.386	31.367	21.363	26.540	1'51.656	301,7	15:45'20.653
11	37.624	33.239	22.070	26.864	1'59.797	299,2	15:29'06.761	16	31.964	31.242	21.366	26.450	1'51.022	302,5	15:47'11.675
12	31.755	31.296	21.570	26.536	1'51.157	300,0	15:30'57.918	17	31.691	31.234	21.698	29.112	1'53.735	283,5	15:49'05.410
13	31.879	31.666	22.406	27.787	1'53.738	290,3	15:32'51.656	18	39.291	36.573	28.408	40.312	2'24.584P	251,2	15:51'29.994
14	32.007	32.219	22.219	35.161	2'01.606P	297,5	15:34'53.262								
15	8'31.733	32.158	21.655	26.656	9'52.202P	296,7	15:44'45.464								
16	31.675	31.271	21.421	26.387	1'50.754	298,3	15:46'36.218								
17	31.858	31.393	35.907	40.766	2'19.924P	227,4	15:48'56.142								

11° 33 M. MELANDRI (1'51.053)							
Lap	Seg.1	Seg.2	Seg.3	Seg.4	Lap Time	km/h	Local Time
1		33.494	22.457	27.201	296,7	15:02'15.621	
2	32.209	31.620	25.384	27.224	1'56.437	295,9	15:04'12.058
3	31.850	31.130	21.519	26.554	1'51.053	303,4	15:06'03.111
4	32.088	34.037	22.223	33.905	2'02.253P	297,5	15:08'05.364
5	11'12.993	32.894	22.290	26.930	12'35.107P	295,1	15:20'40.471
6	32.279	31.539	21.740	26.599	1'52.157	300,0	15:22'32.628
7	32.126	31.508	21.711	26.545	1'51.890	300,8	15:24'24.518
8	31.915	31.341	21.479	26.613	1'51.348	300,8	15:26'15.866
9	32.033	31.443	21.640	26.569	1'51.685	300,0	15:28'07.551
10	32.106	31.554	21.575	26.684	1'51.919	296,7	15:29'59.470
11	35.213	32.815	22.437	33.337	2'03.802P	295,9	15:32'03.272
12	5'58.952	33.017	22.366	27.125	7'21.460P	289,5	15:39'24.732
13	31.988	31.480	22.095	27.329	1'52.892	295,1	15:41'17.624
14	31.861	31.447	21.583	26.818	1'51.709	295,9	15:43'09.333
15	42.342	33.099	22.689	26.636	2'04.766	301,7	15:45'14.099
16	31.871	31.329	21.539	26.572	1'51.311	299,2	15:47'05.410
17	34.907	33.138	23.464	40.133	2'11.642P	274,1	15:49'17.052

8° 28 M. REITERBERGER (1'50.799)							
Lap	Seg.1	Seg.2	Seg.3	Seg.4	Lap Time	km/h	Local Time
1		33.613	22.551	26.692	298,3	15:02'21.563	
2	32.201	31.228	21.595	26.550	1'51.574	300,8	15:04'13.137
3	31.646	31.190	21.450	26.560	1'50.846	301,7	15:06'03.983
4	31.912	32.813	22.147	26.631	1'53.503	298,3	15:07'57.486
5	31.910	31.341	21.413	26.854	1'51.518	294,3	15:09'49.004
6	31.643	31.230	21.382	26.945	1'51.200	295,1	15:11'40.204
7	36.813	32.835	22.456	33.940	2'06.044P	291,1	15:13'46.248
8	11'43.658	32.121	21.742	26.929	13'04.450P	295,9	15:26'50.698
9	32.009	31.425	21.568	26.844	1'51.846	295,1	15:28'42.544
10	33.695	32.693	21.719	27.047	1'55.154	292,7	15:30'37.698
11	31.970	31.393	21.303	26.958	1'51.624	295,1	15:32'29.322
12	39.073	33.983	23.388	35.447	2'11.891P	285,0	15:34'41.213
13	8'08.998	31.982	21.459	26.891	9'29.330P	292,7	15:44'10.543
14	31.735	31.101	21.245	26.718	1'50.799	294,3	15:46'01.342
15	39.047	32.874	21.945	26.911	2'00.777	292,7	15:48'02.119
16	38.912	33.330	24.798	38.458	2'15.498P	269,3	15:50'17.617

12° 60 M. VAN DER MARK (1'51.103)							
Lap	Seg.1	Seg.2	Seg.3	Seg.4	Lap Time	km/h	Local Time
1		31.912	21.995	26.819	295,9	15:09'15.779	
2	32.387	31.878	21.810	26.991	1'53.066	296,7	15:11'08.845
3	32.420	31.852	21.882	26.850	1'53.004	295,9	15:13'01.849
4	32.255	31.812	21.774	26.828	1'52.669	296,7	15:14'54.518
5	33.964	34.250	22.615	26.852	1'57.681	288,0	15:16'52.199
6	32.211	31.562	21.466	26.615	1'51.854	300,0	15:18'44.053
7	31.968	31.655	21.872	32.687	1'58.182P	296,7	15:20'42.235
8	7'28.636	32.049	21.727	26.856	8'49.268P	295,1	15:29'31.503
9	32.123	31.799	21.629	26.851	1'52.402	295,9	15:31'23.905
10	32.238	31.740	21.497	26.777	1'52.252	297,5	15:33'16.157
11	32.291	32.015	21.696	33.338	1'59.340P	298,3	15:35'15.497
12	2'58.788	32.425	21.664	26.567	4'19.444P	294,3	15:39'34.941
13	31.773	31.456	21.319	26.643	1'51.191	295,1	15:41'26.132
14	31.717	31.481	21.375	26.530	1'51.103	295,1	15:43'17.235
15	31.735	31.492	21.440	26.653	1'51.320	294,3	15:45'08.555
16	31.998	31.508	21.360	26.782	1'51.648	294,3	15:47'00.203
17	31.995	31.590	21.496	26.961	1'52.042	295,9	15:48'52.245
18	40.256	34.195	25.181	35.656	2'15.288P	291,9	15:51'07.533

9° 21 M. RINALDI (1'50.985)							
Lap	Seg.1	Seg.2	Seg.3	Seg.4	Lap Time	km/h	Local Time
1		33.136	22.561	27.963	300,0	15:02'13.608	
2	32.773	32.059	21.815	26.744	1'53.391	304,2	15:04'06.999
3	32.233	31.723	21.642	26.612	1'52.210	304,2	15:05'59.209
4	32.302	31.679	21.417	26.496	1'51.894	305,1	15:07'51.103
5	32.279	31.511	21.517	26.256	1'51.563	305,9	15:09'42.666
6	36.068	34.711	24.394	33.625	2'08.798P	300,8	15:11'51.464
7	7'48.861	32.218	22.001	26.672	9'09.752P	303,4	15:21'01.216
8	32.262	31.439	21.584	26.261	1'51.546	305,1	15:22'52.762
9	32.177	31.506	21.476	26.204	1'51.363	305,1	15:24'44.125
10	32.194	36.567	23.350	34.600	2'06.171P	302,5	15:26'50.296
11	10'00.751	32.858	22.414	26.819	11'22.842P	299,2	15:38'13.138
12	32.197	31.631	21.799	26.465	1'52.092	300,8	15:40'05.230
13	32.304	31.697	21.838	34.422	2'00.261P	300,8	15:42'05.491
14	2'30.836	34.453	22.569	26.512	3'54.370P	301,7	15:45'59.861
15	31.941	31.153	21.579	26.312	1'50.985	302,5	15:47'50.846
16	32.091	31.281	21.869	39.976	2'05.217P	230,3	15:49'56.063

13° 54 T. RAZGATLIOGLU (1'51.232)							
Lap	Seg.1	Seg.2	Seg.3	Seg.4	Lap Time	km/h	Local Time
1		33.192	22.252	26.926	295,1	15:01'56.514	
2	32.337	31.602	21.903	26.676	1'52.518	299,2	15:03'49.032
3	33.186	31.825	21.981	26.699	1'53.691	296,7	15:05'42.723
4	37.541	32.152	22.140	26.875	1'58.708	295,1	15:07'41.431
5	32.309	33.525	22.156	35.890	2'03.880P	218,6	15:09'45.311
6	7'43.980	32.971	22.663	33.312	9'12.926P	292,7	15:18'58.237
7	2'47.627	32.792	22.301	26.938	4'09.658P	295,1	15:23'07.895
8	32.672	32.095	21.966	26.986	1'53.719	293,5	15:25'01.614
9	32.601	32.335	21.991	33.023	1'59.950P	294,3	15:27'01.564
10	6'27.406	31.989	21.954	26.884	7'48.233P	294,3	15:34'49.797
11	31.972	31.300	21.472	26.488	1'51.232	292,7	15:36'41.029
12	32.005	31.440	21.533	26.795	1'51.773	291,1	15:38'32.802

05/04/2019

P = Pits In/Out - C = Lap Time Cancelled

These data/results cannot be reproduced, stored and/or transmitted in whole or in part by any manner of electronic, mechanical, photocopying, recording, broadcasting or otherwise now known or herein after developed without the previous express consent by the copyright owner, except for reproduction in daily press and regular printed publications on sale to the public within 60 days of the event related to those data/results and always provided that copyright symbol appears together as follows below.

© DORNA WSBK ORGANIZATION Srl 2019

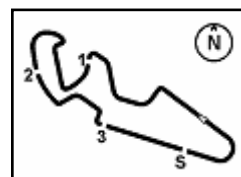
FFCR PERUGIA TIMING



Official Tyre Supplier



Official Timekeeper



MotorLand Aragon 5.077 m

3 / 3

Motocard Aragon Round, 5-7 April 2019 Chronological Analysis Free Practice 2nd Session

13	31.982	31.538	21.593	26.817	1'51.930	291,1	15:40'24.732	14	33.509	32.327	26.242	27.100	1'59.178	296,7	15:47'52.279
14	32.708	32.204	35.316	27.588	2'07.816	286,5	15:42'32.548	15	32.514	31.797	23.656	39.911	2'07.878P	249,4	15:50'00.157
15	32.580	32.187	22.243	34.344	2'01.354P	285,0	15:44'33.902								
16	3'51.941	32.111	23.001	39.633	5'26.686P	249,4	15:50'00.588								

14° 36 L. MERCADO (1'51.560)							
Lap	Seg.1	Seg.2	Seg.3	Seg.4	Lap Time	km/h	Local Time
1		31.925	22.856	26.878	290,3	15:01'57.482	
2	31.856	31.427	21.783	26.576	1'51.642	304,2	15:03'49.124
3	31.881	31.367	21.505	26.807	1'51.560	295,9	15:05'40.684
4	31.970	31.809	21.595	27.066	1'52.440	295,1	15:07'33.124
5	32.367	31.759	21.635	26.911	1'52.672	291,9	15:09'25.796
6	36.709	33.182	22.023	33.138	2'05.052P	290,3	15:11'30.848
7	9'30.292	32.141	21.972	27.418	10'51.823P	288,0	15:22'22.671
8	32.768	32.065	21.961	27.052	1'53.846	292,7	15:24'16.517
9	32.342	31.748	21.831	26.991	1'52.912	293,5	15:26'09.429
10	32.222	31.793	21.644	26.928	1'52.587	293,5	15:28'02.016
11	32.227	32.130	21.913	33.040	1'59.310P	291,1	15:30'01.326
12	4'37.833	33.185	21.785	26.855	5'59.658P	289,5	15:36'00.984
13	32.101	31.515	21.582	26.880	1'52.078	288,8	15:37'53.062
14	32.028	31.504	21.514	26.975	1'52.021	289,5	15:39'45.083
15	39.974	34.081	23.779	28.092	2'05.926	281,3	15:41'51.009
16	35.036	36.509	22.131	27.079	2'00.755	289,5	15:43'51.764
17	32.149	31.529	21.549	32.433	1'57.660P	289,5	15:45'49.424
18	2'39.381	32.265	22.817	41.469	4'15.932P	206,1	15:50'05.356

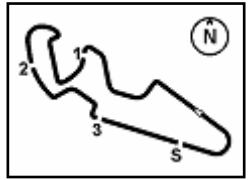
15° 81 J. TORRES (1'51.576)							
Lap	Seg.1	Seg.2	Seg.3	Seg.4	Lap Time	km/h	Local Time
1		33.523	22.488	27.354	294,3	15:02'16.073	
2	32.090	31.341	21.633	26.591	1'51.655	297,5	15:04'07.728
3	31.940	31.403	21.843	26.696	1'51.882	298,3	15:05'59.610
4	32.073	31.956	22.316	26.750	1'53.095	299,2	15:07'52.705
5	32.077	31.541	21.720	26.780	1'52.118	297,5	15:09'44.823
6	32.361	32.376	22.265	34.525	2'01.527P	291,1	15:11'46.350
7	10'16.678	32.986	22.239	26.870	11'38.773P	299,2	15:23'25.123
8	31.952	31.485	21.532	26.694	1'51.663	298,3	15:25'16.786
9	31.971	31.317	21.613	26.675	1'51.576	299,2	15:27'08.362
10	32.040	31.368	21.866	26.761	1'52.035	292,7	15:29'00.397
11	31.951	31.443	21.735	26.820	1'51.949	293,5	15:30'52.346
12	32.661	32.229	22.165	33.905	2'00.960P	292,7	15:32'53.306
13	5'57.048	33.162	25.263	27.558	7'23.031P	285,7	15:40'16.337
14	31.969	31.585	21.681	26.810	1'52.045	291,1	15:42'08.382
15	31.862	31.381	21.816	26.844	1'51.903	290,3	15:44'00.285
16	31.951	31.609	21.710	26.798	1'52.068	289,5	15:45'52.353
17	32.071	31.897	21.920	26.976	1'52.864	288,0	15:47'45.217
18	32.109	31.601	21.958	29.849	1'55.517	287,2	15:49'40.734
19	40.950	39.263	33.197	43.472	2'36.882P	268,7	15:52'17.616

16° 2 L. CAMIER (1'52.364)							
Lap	Seg.1	Seg.2	Seg.3	Seg.4	Lap Time	km/h	Local Time
1		33.154	22.219	27.119	296,7	15:02'07.355	
2	32.236	31.692	21.720	26.744	1'52.392	297,5	15:03'59.747
3	33.425	32.831	22.305	26.905	1'55.466	297,5	15:05'55.213
4	32.505	33.974	22.095	35.816	2'04.390P	189,5	15:07'59.603
5	11'21.317	33.050	21.841	27.018	12'43.226P	295,1	15:20'42.829
6	32.210	31.749	21.508	26.897	1'52.364	296,7	15:22'35.193
7	32.203	31.670	21.604	27.012	1'52.489	296,7	15:24'27.682
8	32.148	31.786	21.831	27.027	1'52.792	295,9	15:26'20.474
9	33.800	34.246	21.839	32.995	2'02.880P	296,7	15:28'23.354
10	10'17.828	32.607	22.135	27.349	11'39.919P	288,8	15:40'03.273
11	32.108	31.816	21.635	27.008	1'52.567	291,9	15:41'55.840
12	32.154	35.079	22.485	26.975	1'56.693	294,3	15:43'52.533
13	32.243	31.789	26.510	30.026	2'00.568	227,8	15:45'53.101

05/04/2019 P = Pits In/Out - C = Lap Time Cancelled

These data/results cannot be reproduced, stored and/or transmitted in whole or in part by any manner of electronic, mechanical, photocopying, recording, broadcasting or otherwise now known or herein after developed without the previous express consent by the copyright owner, except for reproduction in daily press and regular printed publications on sale to the public within 60 days of the event related to those data/results and always provided that copyright symbol appears together as follows below.

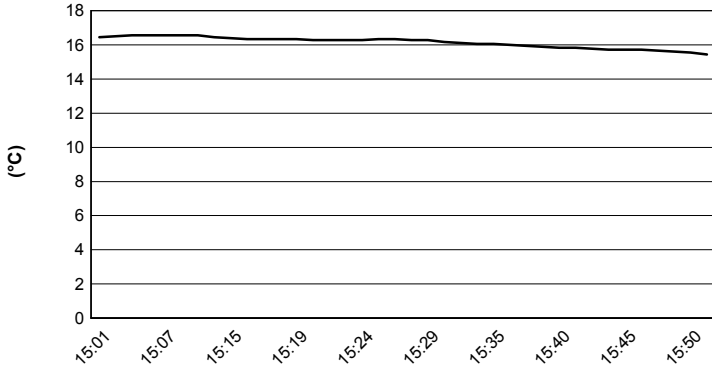
© DORNA WSBK ORGANIZATION Srl 2019



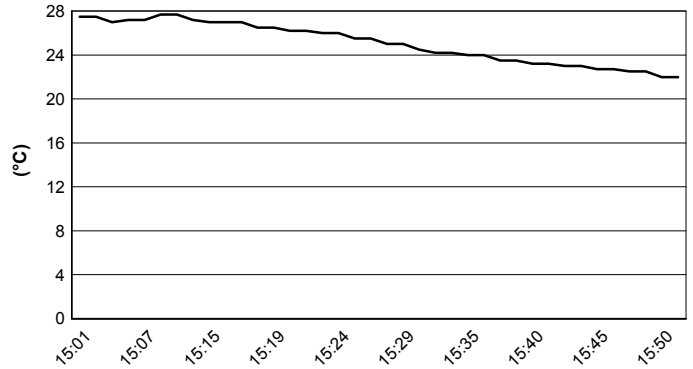
MotorLand Aragon 5.077 m

Motocard Aragon Round, 5-7 April 2019
Weather Report Free Practice 2nd Session
Session started 15:00 - Session ended 15:52

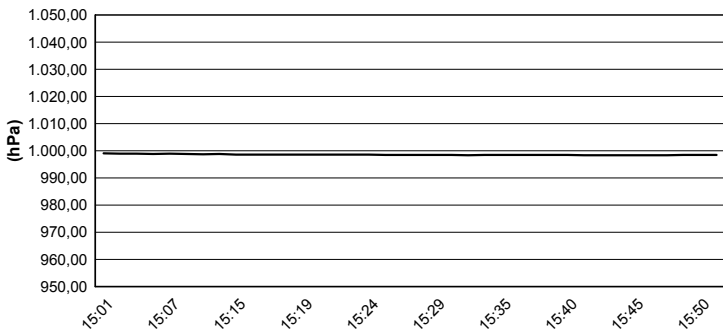
Air Temperature



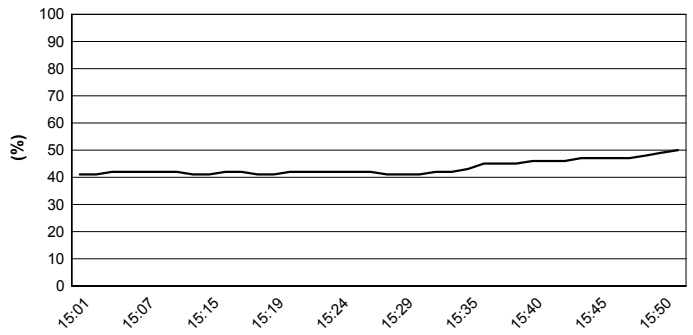
Track Temperature



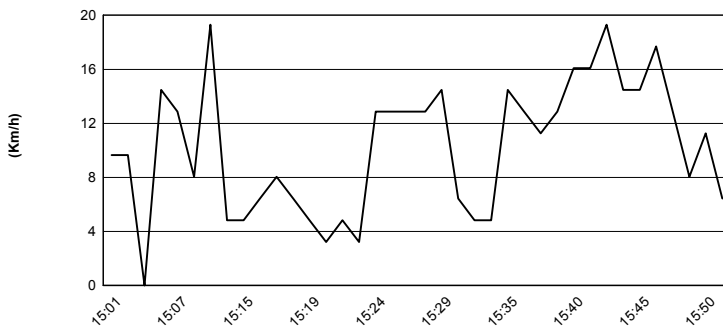
Air Pressure



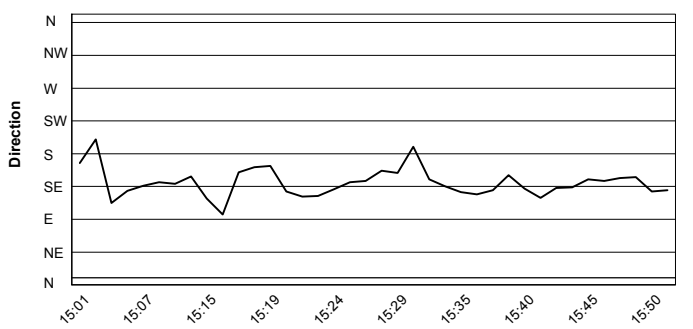
Humidity



Wind Speed



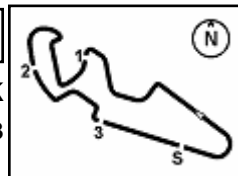
Wind Direction



05/04/2019

These data/results cannot be reproduced, stored and/or transmitted in whole or in part by any manner of electronic, mechanical, photocopying, recording, broadcasting or otherwise now known or herein after developed without the previous express consent by the copyright owner, except for reproduction in daily press and regular printed publications on sale to the public within 60 days of the event related to those data/results and always provided that copyright symbol appears together as follows below.

© DORNA WSBK ORGANIZATION Srl 2019



Motocard Aragon Round, 5-7 April 2019 Best Laps & Speeds

MotorLand Aragon 5.077 m

No.	Rider Bike	Nat	Best Lap		FP1		FP2									
			LL	SPD	LL	SPD	LL	SPD								
1	19 A. BAUTISTA Ducati Panigale V4 R	ESP	1'49.607	38 313,9	1'49.692	19 311,2	1'49.607	19 313,9								
2	22 A. LOWES Yamaha YZF R1	GBR	1'50.126	32 308,5	1'50.819	17 306,8	1'50.126	15 308,5								
3	1 J. REA Kawasaki ZX-10RR	GBR	1'50.149	30 303,3	1'50.841	14 303,3	1'50.149	16 303,3								
4	66 T. SYKES BMW S1000 RR	GBR	1'50.226	22 300,8	1'51.215	11 300,8	1'50.226	11 300,0								
5	50 E. LAVERTY Ducati Panigale V4 R	IRL	1'50.356	33 305,0	1'51.069	16 303,3	1'50.356	17 305,0								
6	11 S. CORTESE Yamaha YZF R1	GER	1'50.636	30 303,3	1'51.427	15 303,3	1'50.636	15 302,5								
7	91 L. HASLAM Kawasaki ZX-10RR	GBR	1'50.754	34 308,5	1'50.985	18 308,5	1'50.754	16 305,0								
8	28 M. REITERBERGER BMW S1000 RR	GER	1'50.799	31 301,6	1'51.993	16 296,7	1'50.799	15 301,6								
9	7 C. DAVIES Ducati Panigale V4 R	GBR	1'50.920	34 307,6	1'50.920	17 307,6	1'51.022	17 306,8								
10	21 M. RINALDI Ducati Panigale V4 R	ITA	1'50.985	29 305,9	1'52.710	14 305,9	1'50.985	15 305,9								
11	33 M. MELANDRI Yamaha YZF R1	ITA	1'51.053	33 307,6	1'52.429	17 307,6	1'51.053	16 303,3								
12	60 M. VAN DER MARK Yamaha YZF R1	NED	1'51.103	35 305,0	1'51.308	18 305,0	1'51.103	17 300,0								
13	54 T. RAZGATLIOGLU Kawasaki ZX-10RR	TUR	1'51.232	31 299,1	1'51.839	16 298,3	1'51.232	15 299,1								
14	36 L. MERCADO Kawasaki ZX-10RR	ARG	1'51.560	33 304,2	1'52.410	16 292,6	1'51.560	17 304,2								
15	81 J. TORRES Kawasaki ZX-10RR	ESP	1'51.576	29 299,1	1'51.679	11 299,1	1'51.576	18 299,1								
16	2 L. CAMIER Honda CBR1000RR	GBR	1'52.364	32 298,3	1'53.505	18 298,3	1'52.364	14 297,5								
17	23 R. KIYONARI Honda CBR1000RR	JPN	1'53.800	30 300,8	1'53.814	17 300,0	1'53.800	13 300,8								
18	52 A. DELBIANCO Honda CBR1000RR	ITA	1'53.883	29 288,0	1'54.890	15 288,0	1'53.883	14 286,4								

05/04/2019

These data/results cannot be reproduced, stored and/or transmitted in whole or in part by any manner of electronic, mechanical, photocopying, recording, broadcasting or otherwise now known or herein after developed without the previous express consent by the copyright owner, except for reproduction in daily press and regular printed publications on sale to the public within 60 days of the event related to those data/results and always provided that copyright symbol appears together as follows below.

© DORNA WSBK ORGANIZATION Srl 2019

FIAT PERUGIA TIMING



Official Tyre Supplier



Official Timekeeper