SBK MOTUL

2.5

WorldSBK

102/03

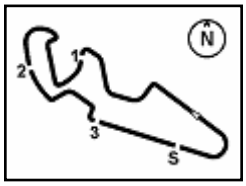

MotorLand Aragon 5.077 m

Motocard Aragon Round, 5-7 April 2019

Chronological Analysis Free Practice 2nd Session

1° 19 A. BAUTISTA (1'49.607)

Lap	Seg.1	Seg.2	Seg.3	Seg.4	Lap Time	km/h	Local Time
1		31.796	21.772	26.085		310,3	15:02'21.838
2	31.671	**30.851**	21.291	25.892	1'49.705	310,3	15:04'11.543
3	31.468	30.999	**21.269**	**25.871**	**1'49.607**	313,0	15:06'01.150
4	**31.459**	31.155	21.593	25.885	1'50.092	**314,0**	15:07'51.242
5	32.004	31.099	21.333	26.017	1'50.453	308,6	15:09'41.695
6	31.657	31.174	21.366	26.219	1'50.416	305,9	15:11'32.111
7	34.945	34.038	21.822	26.271	1'57.076	306,8	15:13'29.187
8	31.565	31.193	21.454	26.140	1'50.352	309,5	15:15'19.539
9	31.646	31.227	21.449	26.127	1'50.449	309,5	15:17'09.988
10	32.744	31.952	21.903	32.915	1'59.514P	307,7	15:19'09.502
11	6'18.493	32.037	21.885	26.224	7'38.639P	307,7	15:26'48.141
12	31.711	31.250	21.396	25.965	1'50.322	309,5	15:28'38.463
13	31.569	31.248	21.348	26.270	1'50.435	306,8	15:30'28.898
14	31.602	31.225	21.396	26.092	1'50.315	308,6	15:32'19.213
15	31.701	31.439	22.922	34.880	2'00.942P	302,5	15:34'20.155
16	5'51.639	32.032	21.939	26.449	7'12.059P	302,5	15:41'32.214
17	31.799	31.234	21.520	26.021	1'50.574	307,7	15:43'22.788
18	31.826	31.282	21.369	26.386	1'50.863	306,8	15:45'13.651
19	31.675	31.208	21.528	26.180	1'50.591	306,8	15:47'04.242
20	31.707	31.297	21.531	36.827	2'01.362P	307,7	15:49'05.604

2° 22 A. LOWES (1'50.126)

Lap	Seg.1	Seg.2	Seg.3	Seg.4	Lap Time	km/h	Local Time
1		32.008	21.817	26.479		302,5	15:02'23.427
2	31.814	**30.946**	21.541	**26.201**	1'50.502	303,4	15:04'13.929
3	**31.547**	30.978	**21.367**	26.234	**1'50.126**	**308,6**	15:06'04.055
4	31.933	33.856	23.825	26.650	1'56.264	302,5	15:08'00.319
5	31.737	31.324	21.507	26.575	1'51.143	298,3	15:09'51.462
6	31.969	31.232	21.645	26.477	1'51.323	299,2	15:11'42.785
7	31.848	31.281	21.668	35.586	2'00.383P	287,2	15:13'43.168
8	11'20.019	32.162	22.226	26.615	12'41.022P	299,2	15:26'24.190
9	31.938	31.607	21.636	26.623	1'51.804	298,3	15:28'15.994
10	31.930	31.428	21.466	26.548	1'51.372	295,1	15:30'07.366
11	31.890	31.579	21.640	26.619	1'51.728	298,3	15:31'59.094
12	36.790	35.882	23.184	34.424	2'10.280P	296,7	15:34'09.374
13	8'52.438	32.395	21.758	26.819	10'13.410P	295,1	15:44'22.784
14	32.053	31.424	21.496	26.668	1'51.641	295,1	15:46'14.425
15	31.991	31.431	21.523	26.854	1'51.799	295,9	15:48'06.224
16	31.862	31.281	21.475	34.977	1'59.595	227,4	15:50'05.819

3° 1 J. REA (1'50.149)

Lap	Seg.1	Seg.2	Seg.3	Seg.4	Lap Time	km/h	Local Time
1		32.081	21.715	26.550		300,0	15:01'54.040
2	31.586	31.053	21.464	26.470	1'50.573	301,7	15:03'44.613
3	31.642	31.011	21.453	26.466	1'50.572	300,8	15:05'35.185
4	32.604	32.378	21.883	26.700	1'53.565	301,7	15:07'28.750
5	31.559	31.089	21.298	26.400	1'50.346	300,0	15:09'19.096
6	32.890	32.266	21.942	32.016	1'59.114P	299,2	15:11'18.210
7	4'11.753	32.677	22.393	27.070	5'33.893P	293,5	15:16'52.103
8	31.985	31.252	21.425	26.590	1'51.252	300,8	15:18'43.355
9	31.720	32.421	21.863	27.350	1'53.354	289,5	15:20'36.709
10	31.748	31.316	21.409	31.850	1'56.323P	301,7	15:22'33.032
11	10'04.933	33.185	23.165	33.185	11'34.468P	289,5	15:34'07.500
12	5'26.965	31.422	21.512	26.658	6'46.557P	298,3	15:40'54.057
13	31.598	**30.941**	21.269	**26.341**	**1'50.149**	299,2	15:42'44.206
14	31.624	31.071	**21.191**	26.370	1'50.256	300,0	15:44'34.462
15	**31.528**	30.983	21.283	26.422	1'50.216	300,0	15:46'24.678
16	31.579	31.012	21.386	28.651	1'52.628	**303,4**	15:48'17.306
17	36.793	33.478	24.121	38.426	2'12.818P	247,7	15:50'30.124

4° 66 T. SYKES (1'50.226)

Lap	Seg.1	Seg.2	Seg.3	Seg.4	Lap Time	km/h	Local Time
1		32.609	22.083	27.140		295,9	15:03'20.099
2	31.818	**31.006**	21.123	26.698	1'50.645	297,5	15:05'10.744
3	34.241	32.845	22.561	33.708	2'03.355P	290,3	15:07'14.099
4	5'49.122	32.615	22.074	26.880	7'10.691P	294,3	15:14'24.790
5	1'13.208	32.463	21.799	29.129	2'36.599	277,6	15:17'01.389
6	31.806	31.184	21.230	33.693	1'57.913CP	**300,0**	15:18'59.302
7	10'47.482	31.986	22.156	26.887	12'08.511P	293,5	15:31'07.813
8	31.909	32.041	21.888	27.371	1'53.209	291,9	15:33'01.022
9	32.128	33.303	22.194	34.356	2'01.981P	295,9	15:35'03.003
10	8'59.286	32.438	21.864	26.974	10'20.562P	289,5	15:45'23.565
11	**31.502**	31.033	**21.090**	**26.601**	**1'50.226**	295,1	15:47'13.791
12	34.717	32.061	22.476	37.957	2'07.211P	274,8	15:49'21.002

5° 50 E. LAVERTY (1'50.356)

Lap	Seg.1	Seg.2	Seg.3	Seg.4	Lap Time	km/h	Local Time
1		32.840	22.572	26.707		300,0	15:01'55.762
2	32.628	31.376	21.544	26.467	1'52.015	302,5	15:03'47.777
3	31.862	31.228	21.804	26.359	1'51.253	303,4	15:05'39.030
4	31.837	38.960	27.314	37.392	2'15.503P	215,6	15:07'54.533
5	9'46.265	34.426	22.077	26.691	11'09.459P	301,7	15:19'03.992
6	31.846	31.229	21.457	26.335	1'50.867	301,7	15:20'54.859
7	31.722	31.278	21.552	26.245	1'50.797	303,4	15:22'45.656
8	32.012	31.381	21.707	26.215	1'51.315	302,5	15:24'36.971
9	31.984	31.353	21.545	26.267	1'51.149	**305,1**	15:26'28.120
10	33.712	32.599	21.898	34.338	2'02.547P	298,3	15:28'30.667
11	7'15.882	33.656	22.133	27.564	8'39.235P	290,3	15:37'09.902
12	31.802	31.196	**21.390**	**26.132**	1'50.520	298,3	15:39'00.422
13	**31.654**	**31.058**	21.413	26.231	**1'50.356**	298,3	15:40'50.778
14	31.657	31.179	21.447	26.145	1'50.428	299,2	15:42'41.206
15	31.806	31.231	21.432	26.294	1'50.763	300,0	15:44'31.969
16	31.848	31.324	21.626	26.353	1'51.151	298,3	15:46'23.120
17	32.026	31.394	21.498	40.299	2'05.217	300,0	15:48'28.337
18	35.104	35.522	26.137	44.210	2'20.973P	198,2	15:50'49.310

6° 11 S. CORTESE (1'50.636)

Lap	Seg.1	Seg.2	Seg.3	Seg.4	Lap Time	km/h	Local Time
1		33.262	22.383	27.062		295,1	15:02'15.976
2	34.243	31.826	26.504	26.902	1'59.475	301,7	15:04'15.451
3	32.260	31.722	21.459	26.432	1'51.873	301,7	15:06'07.324
4	32.061	31.744	21.632	26.489	1'51.926	**302,5**	15:07'59.250
5	33.383	32.159	22.447	34.866	2'02.855P	297,5	15:10'02.105
6	10'00.835	32.709	22.542	27.061	11'23.147P	294,3	15:21'25.252
7	32.352	31.728	21.844	26.731	1'52.655	296,7	15:23'17.907
8	32.299	31.628	21.721	26.683	1'52.331	297,5	15:25'10.238
9	32.182	31.682	21.612	26.745	1'52.221	297,5	15:27'02.459
10	32.336	32.390	37.657	34.898	2'17.281P	291,1	15:29'19.740
11	9'38.831	32.361	22.887	26.773	11'00.852P	291,9	15:40'20.592
12	31.844	**31.127**	**21.342**	**26.323**	**1'50.636**	295,9	15:42'11.228
13	32.011	32.073	21.838	26.527	1'52.449	295,1	15:44'03.677
14	33.432	31.788	22.028	26.757	1'54.005	294,3	15:45'57.682
15	**31.768**	31.331	21.460	26.537	1'51.096	294,3	15:47'48.778
16	32.203	31.888	23.735	50.124	2'17.950P	137,6	15:50'06.728

7° 91 L. HASLAM (1'50.754)

Lap	Seg.1	Seg.2	Seg.3	Seg.4	Lap Time	km/h	Local Time
1		33.142	23.350	27.792		287,2	15:01'58.175
2	33.541	32.994	22.589	26.657	1'55.781	304,2	15:03'53.956
3	32.245	31.417	21.854	26.573	1'52.089	**305,1**	15:05'46.045
4	32.002	37.730	23.843	27.219	2'00.794	302,5	15:07'46.839
5	32.095	31.468	21.591	26.647	1'51.801	300,8	15:09'38.640
6	31.917	32.336	22.188	27.396	1'53.837	298,3	15:11'32.477

05/04/2019 P = Pits In/Out - C = Lap Time Cancelled

These data/results cannot be reproduced, stored and/or transmitted in whole or in part by any manner of electronic, mechanical, photocopying, recording, broadcasting or otherwise now known or herein after developed without the previous express consent by the copyright owner, except for reproduction in daily press and regular printed publications on sale to the public within 60 days of the event related to those data/results and always provided that copyright symbol appears together as follows below.
© DORNA WSBK ORGANIZATION Srl 2019

PIRELLI Official Tyre Supplier

TISSOT SWISS WATCHES SINCE 1853 Official Timekeeper

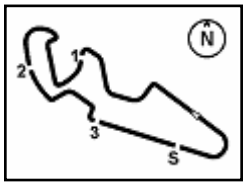

MotorLand Aragon 5.077 m

Motocard Aragon Round, 5-7 April 2019
Chronological Analysis Free Practice 2nd Session

7	33.094	32.694	21.889	35.632	2'03.309P	291,1	15:13'35.786
8	8'26.788	33.227	22.055	27.014	9'49.084P	296,7	15:23'24.870
9	31.823	31.455	21.441	26.331	1'51.050	302,5	15:25'15.920
10	31.853	31.444	21.441	**26.306**	1'51.044	303,4	15:27'06.964
11	37.624	33.239	22.070	26.864	1'59.797	299,2	15:29'06.761
12	31.755	31.296	21.570	26.536	1'51.157	300,0	15:30'57.918
13	31.879	31.666	22.406	27.787	1'53.738	290,3	15:32'51.656
14	32.007	32.219	22.219	35.161	2'01.606P	297,5	15:34'53.262
15	8'31.733	32.158	21.655	26.656	9'52.202P	296,7	15:44'45.464
16	**31.675**	**31.271**	**21.421**	26.387	**1'50.754**	298,3	15:46'36.218
17	31.858	31.393	35.907	40.766	2'19.924P	227,4	15:48'56.142

8° 28 M. REITERBERGER (1'50.799)

Lap	Seg.1	Seg.2	Seg.3	Seg.4	Lap Time	km/h	Local Time
1		33.613	22.551	26.692		298,3	15:02'21.563
2	32.201	31.228	21.595	**26.550**	1'51.574	300,8	15:04'13.137
3	31.646	31.190	21.450	26.560	1'50.846	**301,7**	15:06'03.983
4	31.912	32.813	22.147	26.631	1'53.503	298,3	15:07'57.486
5	31.910	31.341	21.413	26.854	1'51.518	294,3	15:09'49.004
6	**31.643**	31.230	21.382	26.945	1'51.200	295,1	15:11'40.204
7	36.813	32.835	22.456	33.940	2'06.044P	291,1	15:13'46.248
8	11'43.658	32.121	21.742	26.929	13'04.450P	295,9	15:26'50.698
9	32.009	31.425	21.568	26.844	1'51.846	295,1	15:28'42.544
10	33.695	32.693	21.719	27.047	1'55.154	292,7	15:30'37.698
11	31.970	31.393	21.303	26.958	1'51.624	295,1	15:32'29.322
12	39.073	33.983	23.388	35.447	2'11.891P	285,0	15:34'41.213
13	8'08.998	31.982	21.459	26.891	9'29.330P	292,7	15:44'10.543
14	31.735	**31.101**	**21.245**	26.718	**1'50.799**	294,3	15:46'01.342
15	39.047	32.874	21.945	26.911	2'00.777	292,7	15:48'02.119
16	38.912	33.330	24.798	38.458	2'15.498P	269,3	15:50'17.617

9° 21 M. RINALDI (1'50.985)

Lap	Seg.1	Seg.2	Seg.3	Seg.4	Lap Time	km/h	Local Time
1		33.136	22.561	27.963		300,0	15:02'13.608
2	32.773	32.059	21.815	26.744	1'53.391	304,2	15:04'06.999
3	32.233	31.723	21.642	26.612	1'52.210	304,2	15:05'59.209
4	32.302	31.679	**21.417**	26.496	1'51.894	305,1	15:07'51.103
5	32.279	31.511	21.517	26.256	1'51.563	**305,9**	15:09'42.666
6	36.068	34.711	24.394	33.625	2'08.798P	300,8	15:11'51.464
7	7'48.861	32.218	22.001	26.672	9'09.752P	303,4	15:21'01.216
8	32.262	31.439	21.584	26.261	1'51.546	305,1	15:22'52.762
9	32.177	31.506	21.476	**26.204**	1'51.363	305,1	15:24'44.125
10	32.194	36.567	23.350	34.060	2'06.171P	302,5	15:26'50.296
11	10'00.751	32.858	22.414	26.819	11'22.842P	299,2	15:38'13.138
12	32.197	31.631	21.799	26.465	1'52.092	300,8	15:40'05.230
13	32.304	31.697	21.838	34.422	2'00.261P	300,8	15:42'05.491
14	2'30.836	34.453	22.569	26.512	3'54.370P	301,7	15:45'59.861
15	**31.941**	**31.153**	21.579	26.312	**1'50.985**	302,5	15:47'50.846
16	32.091	31.281	21.869	39.976	2'05.217P	230,3	15:49'56.063

10° 7 C. DAVIES (1'51.022)

Lap	Seg.1	Seg.2	Seg.3	Seg.4	Lap Time	km/h	Local Time
1		32.215	22.393	26.915		303,4	15:02'37.416
2	32.645	31.647	22.111	26.734	1'53.137	305,1	15:04'30.553
3	32.115	31.641	21.656	26.557	1'51.969	305,9	15:06'22.522
4	32.392	31.633	21.520	26.499	1'52.044	305,9	15:08'14.566
5	32.431	31.547	21.531	26.635	1'52.144	304,2	15:10'06.710
6	32.132	31.492	21.989	26.632	1'52.245	303,4	15:11'58.955
7	33.497	32.894	22.190	32.604	2'01.185P	300,8	15:14'00.140
8	4'46.581	33.461	22.315	27.413	6'09.770P	285,0	15:20'09.910
9	32.188	31.904	23.471	26.667	1'54.230	304,2	15:22'04.140
10	32.009	31.350	21.717	45.744	2'10.820P	**306,8**	15:24'14.960
11	4'38.181	32.851	22.134	26.672	5'59.838P	300,0	15:30'14.798
12	32.189	31.478	21.634	26.626	1'51.927	304,2	15:32'06.725
13	32.131	31.592	27.972	33.277	2'04.972P	**306,8**	15:34'11.697
14	7'56.098	32.473	21.907	26.822	9'17.300P	299,2	15:43'28.997
15	32.386	31.367	**21.363**	26.540	1'51.656	301,7	15:45'20.653
16	31.964	31.242	21.366	**26.450**	**1'51.022**	302,5	15:47'11.675
17	**31.691**	**31.234**	21.698	29.112	1'53.735	283,5	15:49'05.410
18	39.291	36.573	28.408	40.312	2'24.584P	251,2	15:51'29.994

11° 33 M. MELANDRI (1'51.053)

Lap	Seg.1	Seg.2	Seg.3	Seg.4	Lap Time	km/h	Local Time
1		33.494	22.457	27.201		296,7	15:02'15.621
2	32.209	31.620	25.384	27.224	1'56.437	295,9	15:04'12.058
3	**31.850**	**31.130**	21.519	26.554	**1'51.053**	**303,4**	15:06'03.111
4	32.088	34.037	22.223	33.905	2'02.253P	297,5	15:08'05.364
5	11'12.993	32.894	22.290	26.930	12'35.107P	295,1	15:20'40.471
6	32.279	31.539	21.740	26.599	1'52.157	300,0	15:22'32.628
7	32.126	31.508	21.711	**26.545**	1'51.890	300,8	15:24'24.518
8	31.915	31.341	**21.479**	26.613	1'51.348	300,8	15:26'15.866
9	32.033	31.443	21.640	26.569	1'51.685	300,0	15:28'07.551
10	32.106	31.554	21.575	26.684	1'51.919	296,7	15:29'59.470
11	35.213	32.815	22.437	33.337	2'03.802P	295,9	15:32'03.272
12	5'58.952	33.017	22.366	27.125	7'21.460P	289,5	15:39'24.732
13	31.988	31.480	22.095	27.329	1'52.892	295,1	15:41'17.624
14	31.861	31.447	21.583	26.818	1'51.709	295,9	15:43'09.333
15	42.342	33.099	22.689	26.636	2'04.766	301,7	15:45'14.099
16	31.871	31.329	21.539	26.572	1'51.311	299,2	15:47'05.410
17	34.907	33.138	23.464	40.133	2'11.642P	274,1	15:49'17.052

12° 60 M. VAN DER MARK (1'51.103)

Lap	Seg.1	Seg.2	Seg.3	Seg.4	Lap Time	km/h	Local Time
1		31.912	21.995	26.819		295,9	15:09'15.779
2	32.387	31.878	21.810	26.991	1'53.066	296,7	15:11'08.845
3	32.420	31.852	21.882	26.850	1'53.004	295,9	15:13'01.849
4	32.255	31.812	21.774	26.828	1'52.669	296,7	15:14'54.518
5	33.964	34.250	22.615	26.852	1'57.681	288,0	15:16'52.199
6	32.211	31.562	21.466	26.615	1'51.854	**300,0**	15:18'44.053
7	31.968	31.655	21.872	32.687	1'58.182P	296,7	15:20'42.235
8	7'28.636	32.049	21.727	26.856	8'49.268P	295,1	15:29'31.503
9	32.123	31.799	21.629	26.851	1'52.402	295,9	15:31'23.905
10	32.238	31.740	21.497	26.777	1'52.252	297,5	15:33'16.157
11	32.291	32.015	21.696	33.338	1'59.340P	298,3	15:35'15.497
12	2'58.788	32.425	21.664	26.567	4'19.444P	294,3	15:39'34.941
13	31.773	**31.456**	**21.319**	26.643	1'51.191	295,1	15:41'26.132
14	**31.717**	31.481	21.375	**26.530**	**1'51.103**	295,1	15:43'17.235
15	31.735	31.492	21.440	26.653	1'51.320	294,3	15:45'08.555
16	31.998	31.508	21.360	26.782	1'51.648	294,3	15:47'00.203
17	31.995	31.590	21.496	26.961	1'52.042	295,9	15:48'52.245
18	40.256	34.195	25.181	35.656	2'15.288P	291,9	15:51'07.533

13° 54 T. RAZGATLIOGLU (1'51.232)

Lap	Seg.1	Seg.2	Seg.3	Seg.4	Lap Time	km/h	Local Time
1		33.192	22.252	26.926		295,1	15:01'56.514
2	32.337	31.602	21.903	26.676	1'52.518	**299,2**	15:03'49.032
3	33.186	31.825	21.981	26.699	1'53.691	296,7	15:05'42.723
4	37.541	32.152	22.140	26.875	1'58.708	295,1	15:07'41.431
5	32.309	33.525	22.156	35.890	2'03.880P	218,6	15:09'45.311
6	7'43.980	32.971	22.663	33.312	9'12.926P	292,7	15:18'58.237
7	2'47.627	32.792	22.301	26.938	4'09.658P	295,1	15:23'07.895
8	32.672	32.095	21.966	26.986	1'53.719	293,5	15:25'01.614
9	32.601	32.335	21.991	33.023	1'59.950P	294,3	15:27'01.564
10	6'27.406	31.989	21.954	26.884	7'48.233P	294,3	15:34'49.797
11	**31.972**	**31.300**	**21.472**	**26.488**	**1'51.232**	292,7	15:36'41.029
12	32.005	31.440	21.533	26.795	1'51.773	291,1	15:38'32.802

05/04/2019 P = Pits In/Out - C = Lap Time Cancelled

These data/results cannot be reproduced, stored and/or transmitted in whole or in part by any manner of electronic, mechanical, photocopying, recording, broadcasting or otherwise now known or herein after developed without the previous express consent by the copyright owner, except for reproduction in daily press and regular printed publications on sale to the public within 60 days of the event related to those data/results and always provided that copyright symbol appears together as follows below.
© DORNA WSBK ORGANIZATION Srl 2019

PIRELLI
Official Tyre Supplier
TISSOT
SWISS WATCHES SINCE 1853
Official Timekeeper

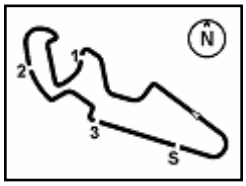

Motocard Aragon Round, 5-7 April 2019
Chronological Analysis Free Practice 2nd Session

MotorLand Aragon 5.077 m

13	31.982	31.538	21.593	26.817	1'51.930	291,1	15:40'24.732
14	32.708	32.204	35.316	27.588	2'07.816	286,5	15:42'32.548
15	32.580	32.187	22.243	34.344	2'01.354P	285,0	15:44'33.902
16	3'51.941	32.111	23.001	39.633	5'26.686P	249,4	15:50'00.588

14° 36 L. MERCADO (1'51.560)

Lap	Seg.1	Seg.2	Seg.3	Seg.4	Lap Time	km/h	Local Time
1		31.925	22.856	26.878		290,3	15:01'57.482
2	**31.856**	31.427	21.783	**26.576**	1'51.642	**304,2**	15:03'49.124
3	31.881	**31.367**	**21.505**	26.807	**1'51.560**	295,9	15:05'40.684
4	31.970	31.809	21.595	27.066	1'52.440	295,1	15:07'33.124
5	32.367	31.759	21.635	26.911	1'52.672	291,9	15:09'25.796
6	36.709	33.182	22.023	33.138	2'05.052P	290,3	15:11'30.848
7	9'30.292	32.141	21.972	27.418	10'51.823P	288,0	15:22'22.671
8	32.768	32.065	21.961	27.052	1'53.846	292,7	15:24'16.517
9	32.342	31.748	21.831	26.991	1'52.912	293,5	15:26'09.429
10	32.222	31.793	21.644	26.928	1'52.587	293,5	15:28'02.016
11	32.227	32.130	21.913	33.040	1'59.310P	291,1	15:30'01.326
12	4'37.833	33.185	21.785	26.855	5'59.658P	289,5	15:36'00.984
13	32.101	31.515	21.582	26.880	1'52.078	288,8	15:37'53.062
14	32.028	31.504	21.514	26.975	1'52.021	289,5	15:39'45.083
15	39.974	34.081	23.779	28.092	2'05.926	281,3	15:41'51.009
16	35.036	36.509	22.131	27.079	2'00.755	289,5	15:43'51.764
17	32.149	31.529	21.549	32.433	1'57.660P	289,5	15:45'49.424
18	2'39.381	32.265	22.817	41.469	4'15.932P	206,1	15:50'05.356

15° 81 J. TORRES (1'51.576)

Lap	Seg.1	Seg.2	Seg.3	Seg.4	Lap Time	km/h	Local Time
1		33.523	22.488	27.354		294,3	15:02'16.073
2	32.090	31.341	21.633	**26.591**	1'51.655	297,5	15:04'07.728
3	31.940	31.403	21.843	26.696	1'51.882	298,3	15:05'59.610
4	32.073	31.956	22.316	26.750	1'53.095	**299,2**	15:07'52.705
5	32.077	31.541	21.720	26.780	1'52.118	297,5	15:09'44.823
6	32.361	32.376	22.265	34.525	2'01.527P	291,1	15:11'46.350
7	10'16.678	32.986	22.239	26.870	11'38.773P	**299,2**	15:23'25.123
8	31.952	31.485	**21.532**	26.694	1'51.663	298,3	15:25'16.786
9	31.971	**31.317**	21.613	26.675	**1'51.576**	**299,2**	15:27'08.362
10	32.040	31.368	21.866	26.761	1'52.035	292,7	15:29'00.397
11	31.951	31.443	21.735	26.820	1'51.949	293,5	15:30'52.346
12	32.661	32.229	22.165	33.905	2'00.960P	292,7	15:32'53.306
13	5'57.048	33.162	25.263	27.558	7'23.031P	285,7	15:40'16.337
14	31.969	31.585	21.681	26.810	1'52.045	291,1	15:42'08.382
15	**31.862**	31.381	21.816	26.844	1'51.903	290,3	15:44'00.285
16	31.951	31.609	21.710	26.798	1'52.068	289,5	15:45'52.353
17	32.071	31.897	21.920	26.976	1'52.864	288,0	15:47'45.217
18	32.109	31.601	21.958	29.849	1'55.517	287,2	15:49'40.734
19	40.950	39.263	33.197	43.472	2'36.882P	268,7	15:52'17.616

16° 2 L. CAMIER (1'52.364)

Lap	Seg.1	Seg.2	Seg.3	Seg.4	Lap Time	km/h	Local Time
1		33.154	22.219	27.119		296,7	15:02'07.355
2	32.236	31.692	21.720	**26.744**	1'52.392	**297,5**	15:03'59.747
3	33.425	32.831	22.305	26.905	1'55.466	**297,5**	15:05'55.213
4	32.505	33.974	22.095	35.816	2'04.390P	189,5	15:07'59.603
5	11'21.317	33.050	21.841	27.018	12'43.226P	295,1	15:20'42.829
6	32.210	31.749	**21.508**	26.897	**1'52.364**	296,7	15:22'35.193
7	32.203	**31.670**	21.604	27.012	1'52.489	296,7	15:24'27.682
8	32.148	31.786	21.831	27.027	1'52.792	295,9	15:26'20.474
9	33.800	34.246	21.839	32.995	2'02.880P	296,7	15:28'23.354
10	10'17.828	32.607	22.135	27.349	11'39.919P	288,8	15:40'03.273
11	**32.108**	31.816	21.635	27.008	1'52.567	291,9	15:41'55.840
12	32.154	35.079	22.485	26.975	1'56.693	294,3	15:43'52.533
13	32.243	31.789	26.510	30.026	2'00.568	227,8	15:45'53.101
14	33.509	32.327	26.242	27.100	1'59.178	296,7	15:47'52.279
15	32.514	31.797	23.656	39.911	2'07.878P	249,4	15:50'00.157

17° 23 R. KIYONARI (1'53.800)

Lap	Seg.1	Seg.2	Seg.3	Seg.4	Lap Time	km/h	Local Time
1		50.631	23.989	27.881		298,3	15:04'19.865
2	36.778	34.140	22.827	38.045	2'11.790P	262,1	15:06'31.655
3	4'22.897	33.854	22.917	27.958	5'47.626P	292,7	15:12'19.281
4	34.022	33.394	22.554	27.472	1'57.442	293,5	15:14'16.723
5	33.023	32.855	22.512	27.139	1'55.529	300,0	15:16'12.252
6	**32.762**	**32.082**	23.930	37.481	2'06.255P	257,8	15:18'18.507
7	3'01.059	32.792	22.301	27.373	4'23.525P	298,3	15:22'42.032
8	33.659	32.793	22.775	34.389	2'03.616P	**300,8**	15:24'45.648
9	14'05.492	32.729	23.563	27.444	15'29.228P	293,5	15:40'14.876
10	32.909	32.550	22.304	27.106	1'54.869	296,7	15:42'09.745
11	32.938	32.103	**21.908**	**26.851**	**1'53.800**	297,5	15:44'03.545
12	37.613	35.345	22.301	27.050	2'02.309	295,1	15:46'05.854
13	36.009	32.340	22.118	27.035	1'57.502	297,5	15:48'03.356
14	33.185	33.651	23.175	40.418	2'10.429P	288,0	15:50'13.785

18° 52 A. DELBIANCO (1'53.883)

Lap	Seg.1	Seg.2	Seg.3	Seg.4	Lap Time	km/h	Local Time
1		38.200	24.482	28.202		268,0	15:02'07.499
2	32.694	32.039	21.934	27.542	1'54.209	284,2	15:04'01.708
3	32.973	32.035	21.969	**27.335**	1'54.312	285,0	15:05'56.020
4	32.721	36.958	28.914	33.941	2'12.534P	**286,5**	15:08'08.554
5	8'32.876	35.145	24.870	27.750	10'00.641P	283,5	15:18'09.195
6	32.937	32.448	22.258	27.748	1'55.391	281,3	15:20'04.586
7	33.021	32.278	22.184	27.774	1'55.257	282,0	15:21'59.843
8	32.897	32.367	22.067	27.735	1'55.066	282,7	15:23'54.909
9	36.255	34.074	22.964	33.726	2'07.019P	278,4	15:26'01.928
10	6'38.441	33.754	23.335	33.302	8'08.832P	284,2	15:34'10.760
11	6'18.589	36.547	22.440	27.849	7'45.425P	278,4	15:41'56.185
12	**32.656**	32.151	21.807	27.641	1'54.255	277,6	15:43'50.440
13	34.848	32.087	26.397	27.680	2'01.012	279,8	15:45'51.452
14	32.803	**31.961**	**21.765**	27.354	**1'53.883**	280,5	15:47'45.335
15	32.751	35.120	23.520	42.050	2'13.441P	238,4	15:49'58.776

05/04/2019 P = Pits In/Out - C = Lap Time Cancelled

These data/results cannot be reproduced, stored and/or transmitted in whole or in part by any manner of electronic, mechanical, photocopying, recording, broadcasting or otherwise now known or herein after developed without the previous express consent by the copyright owner, except for reproduction in daily press and regular printed publications on sale to the public within 60 days of the event related to those data/results and always provided that copyright symbol appears together as follows below.
© DORNA WSBK ORGANIZATION Srl 2019

PIRELLI Official Tyre Supplier
TISSOT SWISS WATCHES SINCE 1853 Official Timekeeper